



U
S
= 100
1000
v.1
B10



Digitized by the Internet Archive
in 2008 with funding from
Microsoft Corporation

W
13
5 6 7
13 9 4

3 4

AN ILLUSTRATED
DICTIONARY OF MEDICINE
BIOLOGY
AND ALLIED SCIENCES

GOULD

FOR INDEX OF SPECIAL TABLES AND
IMPORTANT DEFINITIONS, CLASSIFYING LARGE
NUMBERS OF FACTS. SEE PAGE XVI.

From The Practitioner, London, August, 1875.

"The language of medicine changes so quickly with the advance of knowledge that for practitioners who wish to keep fairly abreast of scientific progress a good medical dictionary is not so much a luxury as a necessity of intellectual life. Dr. George M. Gould, who is one of the leading ophthalmic surgeons in the United States, and editor of the *Medical Age*, has in the work before us presented the profession with the completest lexicon of medical terminology that exists in the English language. . . . Dr. Gould has done for our medical language what Dr. Murray is doing for the mother tongue of English-speaking peoples. It need only be added that the work is printed in a clear type that bears witness to the careful regard of the author, as an ophthalmologist, for the reader's eyes, and gets up in a style sufficiently handsome to make it an ornament to the book shelf and strong enough to withstand the wear and tear of daily use."

AN ILLUSTRATED DICTIONARY OF MEDICINE BIOLOGY AND ALLIED SCIENCES

INCLUDING THE

PRONUNCIATION, ACCENTUATION, DERIVATION, AND DEFINITION
OF THE TERMS USED IN

MEDICINE, ANATOMY, SURGERY, OBSTETRICS, GYNECOLOGY, THERAPEUTICS, MATERIA MEDICA,
PATHOLOGY, DERMATOLOGY, PEDIATRICS, OPHTHALMOLOGY, OTOLOGY, LARYN-
GOLOGY, PHYSIOLOGY, NEUROLOGY, HISTOLOGY, TOXICOLOGY, DIETETICS,
LEGAL MEDICINE, PSYCHOLOGY, CLIMATOLOGY, ETC., ETC.

AND THE

VARIOUS SCIENCES CLOSELY RELATED TO MEDICINE

BACTERIOLOGY, PARASITOLOGY, MICROSCOPY, BOTANY, ZOÖLOGY, DENTISTRY, PHARMACY,
CHEMISTRY, HYGIENE, ELECTRICITY, VETERINARY MEDICINE, ETC.

BY

GEORGE M. GOULD, A.M., M.D.

AUTHOR OF "THE STUDENT'S MEDICAL DICTIONARY," "12,000 MEDICAL WORDS PRONOUNCED AND
DEFINED," "THE MEANING AND THE METHOD OF LIFE;" EDITOR OF "THE MEDICAL
NEWS," PRESIDENT, 1893-1894, AMERICAN ACADEMY OF MEDICINE; LATE
ONE OF THE OPHTHALMOLOGISTS OF THE PHILADELPHIA HOSPITAL

BASED UPON RECENT SCIENTIFIC LITERATURE

FOURTH EDITION

PHILADELPHIA
P. BLAKISTON'S SON & CO.
1012 WALNUT STREET
1899

COPYRIGHT, 1894, BY P. BLAKISTON, SON & CO

WM. F. FELL & CO.,
ELECTROTYPERS AND PRINTERS,
1220-24 SANSON STREET,
PHILADELPHIA.

PREFACE.

IN this work I have conscientiously endeavored to give the greatest possible amount of lexicographic and encyclopedic knowledge within the limits of a single volume, condensed as much as is consistent with clearness, and so arranged as to furnish the student and worker with concise, accurate, and useful definitions.

I have tried to satisfy the following specific desiderata:—

1. The inclusion of the many thousands of new words and terms that have been introduced into medicine during the last few years, marked as they have been by unparalleled scientific activity and progress. To this end an almost countless number of volumes and periodicals have been systematically gleaned by myself and a tireless corps of friends and assistants. Not to have met this important and pressing need would have made this volume a work of mere inexcusable compilation and copying from the many word-books already published, instead of a fresh gathering from the living literature of the day.

2. To give the most compact epitomization of the works of older and authoritative lexicographers, including all such obsolete or obsolescent terms as may be met with in the medical encyclopedias or handbooks likely to be used by a modern student.

3. To include all the more commonly-used terms of biology—a thing highly desirable ; *a.* Because of the modern recognition of the great truth that general biologic science is the foundation of genuine and progressive medical science ; *b.* Because the best schools of medicine are more and more urging or making obligatory the preliminary biologic course of study ; and *c.* Because, so far as I know, no satisfactory lexicon of biology exists in English.

4. Keeping the size and purpose of the book well in view, to give it an encyclopedic character—not only by supplying the usual pronunciation, derivation, and definition of words, but also by showing their logical relations, their bearings, and their practical importance for the worker in literary or clinical medicine. This aim will explain a number of peculiar features, as for instance, the large number of tables, whereby at a glance one may catch the correlations of a single fact with many others, and thus at once classify and crystallize his comprehension of them. It seems deserving of mention that in modern literature there is not to be found as complete and digested a *résumé* of surgical operations, of bacteriology, of parasitology, of tests, and of many other subjects, as is here furnished.

5. When advisable, to give a pictorial illustration that would tell what words could not make clear. Hence, those who find the work helpful in this respect will thank the publishers for the generous supply of illustrations, a large number being new engravings from original drawings made expressly for this work. Conservatism in this respect, however difficult, has been the rule, because pictures, for example of surgical instruments, are plenteous and to be had for the asking, and because illustrations that are useless, or that do not illustrate, might possibly have made the book superficially more attractive, but would certainly have given ground for just criticism. Besides the large number of original illustrations first presented in this volume, many have been taken or adapted from the well-known and authoritative works of Sappey, Landois, Ziegler, Piersol, Stirling, Woodhead, Holden, Tyson, Fullerton, and others.

6. As regards orthography, to do what Professor Whitney, in the preface to his great work, *The Century Dictionary*, says is the duty of the dictionary-maker:—

“The language is struggling toward a more consistent and phonetic spelling, and it is proper in disputed and doubtful cases to cast the influence of the dictionary in favor of this movement, both by its own usage in the body of the text, and at the head of articles by the order of forms, or by the selection of the form under which the word shall be treated.”

More than this I have not attempted to do, and not to have done this much would have been distinctly wrong. The lexicographer may not impose or command, but in the interest of true and prudent progress he may suggest and advise. Both spellings are noted of words in dispute, and one is of course at liberty to accept that which he thinks best. Those who prefer to follow the older practice have against them all the best philologists, such authorities as Professor Whitney, Professor Skeat, the editors of the *Standard*, and of other great Dictionaries. Gradual, careful phonetic progress is a duty we all owe to our profession.

I have usually recommended that in medicine the diphthongs *æ* and *æ* be supplanted by *e*; such usage is already well established as regards many words, and the suggestion is in strict harmony with etymology and the spirit of the language. We do not spell such words as *gangrene*, *æther*, *æconomy*, *æternal*, *pænalty*, *mediæval*, *solecism*, *primæval*, as here written, and the redundant diphthong should not be retained in *diarrhæa*, *hæmorrhage*, *œdema*, *cæliotomy*, *pædiatric*, etc. Why is the change right in one instance and wrong in the other?

In the spelling of certain chemic words, the advice of The American Association for the Advancement of Science has, as a rule, been followed, and seems to be in the line of cautious and wise progress. The unanimous acceptance and practice of all these recommendations by the American Medical Editors' Association constitute a gratifying proof of progressiveness and freedom from irrational prejudice.

7. To indicate the best pronunciation of words by the simplest and most easily understood phonetic method. The plan I have used is simple and little liable to mistaking. The syllabification has no significance except to show the pronunciation, and in this the natural English common usage and power of letters are followed. Thus, in all but a few instances, the use of diacritic marks and vexatious signs or symbols is avoided. When a vowel stands alone or at the end of a syllable it has its natural long sound: *a*, as in *male*; *e*, as in *mete*; *i*, as in *mile*; *o*, as in *mole*; *u*, as in *mule*; when preceding, or between, consonants, the vowels have their natural short sounds, unless occasionally the use of the diacritic mark gives them the long sound, as *ât* (*ate*), *ôs* (*ose*), *it* (*ite*). In a few instances the sign, *˘* has been used over *a*, as in *marriage*, to distinguish the sound from that of *a*, as in *harm*. When *a* has the sound of *ah*, it has generally been written *ah*. In such words as *cystotomy*, *acidity*, and the like, the pronunciation of the final vowel-sound is indicated by *e*, as being the simplest representation of the common sound not otherwise easily expressed phonetically. When *s* has the sound of *z* it is indicated by *z*. The pronunciation of some foreign words has been approximated by devices readily comprehended.

It is impossible to adequately express my deep sense of gratitude to those who have aided me in the preparation and proof-reading of this volume. Dr. C. W. Greene, the experienced philologist, also Dr. W. A. N. Dorland, Professor Charles S. Dolley, Dr. A. A. Eshner, and Professor Burt G. Wilder, have been most self-sacrificing, and to their scientific zeal, literary experience, and tireless good-will those who find the book useful will be indebted. To Dr. Dolley, the well-known biologist, belongs unstinted praise for the preparation of the definitions of biologic terms, the table of Bacteria, and that of Parasites, as well as for a number of

original drawings. Intelligence, learning, and never-failing conscientiousness have been given almost every line of the work by Drs. Dorland and Eshner. The same is true of the work of Dr. David Riesman.

It seems almost wrong to mention in a second order the names of Professor S. H. Gage, Professor Henry Leffmann, Dr. A. C. Wood, Dr. Alfred Stengel, Professor A. P. Brubaker, Dr. J. Chalmers Da Costa, Dr. A. H. Cleveland, Mr. Ryland W. Greene, Dr. J. Hendrie Lloyd, Mr. Pierre A. Fish, Dr. D. Bevan, Dr. Emma Billstein, Dr. S. McClintock Hamill, Dr. A. H. Stewart, and others.

Every author well knows, or perhaps regrets that he does not know, the blessing of a publisher and of a printer who take pride in their work above and beyond the question of dollars and cents. Such a publisher and such a printer I have had.

The acceptability of the smaller dictionaries I have offered the profession (something like twenty-five thousand copies having been distributed) leads me to hope that the present more complete work will find a wider range of usefulness.

GEORGE M. GOULD.

PHILADELPHIA, *April, 1894.*

PREFACE TO THE THIRD EDITION.

The rapid exhaustion of the first and second editions of this dictionary permits me to correct a number of typographic and other errors, to modify some definitions, and to add new material throughout the entire extent of the book. I have profited by the kind criticisms of friends and of reviewers, and such suggestions as seemed to me just have been accepted and embodied in the work. In science, and especially in the science of medicine, what was true yesterday may be only half-true to-day, and may even be wholly untrue to-morrow. Old knowledge is constantly undergoing modification, and new knowledge is as constantly appearing, so that it is only by constant changes that a book seeking to reflect the condition and growth of a science can from day to day remain a perfect mirror of its progress.

The most outspoken words of praise in reviews, notices, private letters, etc., as also the exhaustion in so short a time of two large editions, give evidence that the volume has found a certain field of usefulness, and, personally, nothing can be more gratifying than the assurance that one has been of distinct service to his profession and to his fellows.

GEORGE M. GOULD.

PHILADELPHIA, *September, 1895.*

ABBREVIATIONS.

ABBREVIATIONS USED IN GENERAL MEDICINE.

ãã	ana	Of each.	Crast.	Crastinus	For to-morrow.
A. c.	Ante cibum	Before meals.	Crys.	Crystal	Crystal.
Abdom.	Abdomen	The belly.	Cs.	Cesium	Cesium.
Abs. feb.	Absente febre	When fever is absent	Cu.	Cuprum	Copper.
Abstr.	Abstractum	Abstract.	Cuj.	Cujus	Of which.
Ad.	Adde	Add.	C. v.	Cras vespere	To-morrow evening.
Ad lib.	Ad libitum	At pleasure, as desired.	Cyath.	Cyathus	A glassful.
Admov.	Admoveatur	Let it be applied.	D.	Dosis; Da	A dose; Give.
Ad pond. om.	Ad pondus omnium	To the weight of the whole.	Decub.	Decubitus	Lying down.
Adv.	Adversum	Against.	De d. in d.	De die in diem	From day to day.
Aggred. feb.	Aggrediente febre	While fever is coming on.	Deg.	Degree; degeneration.	Degree; degeneration.
Al.	Aluminium	Aluminium.	De R.	Reaction of degeneration.	Reaction of degeneration.
Alt. dieb.	Alternis diebus	Every other day.	Destil.	Destilla	Distil.
Alt. hor.	Alternis horis	Every other hour.	Det.	Detur	Let it be given.
Alv. adstrict.	Alvo adstricta	The bowels being confined.	Dieb. alt.	Diebus alternis	On alternate days
Alv. deject.	Alvi dejectiones	The intestinal evacuations.	" tert.	" tertiis	Every third day.
Anat.	Anatomia	Anatomy.	Dil.	Dilue	Let it be dissolved.
Aq.	Aqua	Water.	Dilut.	Dilutus	Dilute.
Aq. astr.	Aqua astricta	Ice.	Dim.	Dimidius	One-half.
Aq. bull.	Aqua bulliens	Boiling water.	Dist.	Distilla	Distil.
Aq. com.	Aqua communis	Common water.	Div.	Divide	Divide.
Aq. dest.	Aqua destillata	Distilled water.	D in p. æq.	Divide in partes	Divide into equal parts.
Aq. ferv.	Aqua fervens	Hot water.		æquales	Divide into equal parts.
Aq. font.	Aqua fontana	Spring water.	Donec alv.	{ Donec alvus	{ Until the bowels are
Aq. mar.	Aqua marina	Ocean water.	sol. fuerit,	{ soluta fuerit	{ opened.
Aq. pur.	Aqua pura	Pure water.	D. P.	Directione propria	With a proper direction.
As.	Arsenicum	Arsenic.	E.	Erbium	Erbium.
At. wt.	Atomice weight	Atomic weight.	Eb.	Elbow-jerk	Elbow-jerk.
Av.	Avoidupois	Avoidupois.	E. j.	Ejusdem	Of the same.
B.	Boron, Bowels	Boron, Bowels.	Elec.	Electuarium	An electuary; Electricity
Ba.	Barium	Barium.	Emb.	Embryology	Embryology.
B. A., or B. S.	Balneum arenae	Sand bath.	Enem.	Enema	Enema.
Bals.	Balsamum	Balsam.	Er.	Erbium	Erbium.
Be.	Beryllium	Beryllium.	Exhib.	Exhibeatur	Let it be given.
Bi.	Bismuth	Bismuth.	Ext.	Extractum	Extract.
Bib.	Bibe	Drink.	F.	Fahrenheit; Fluorin	Fahrenheit; Fluorin.
Biol.	Biologia	Biology.	Far.	Faradic	Faradic.
B. i. d.	Bis in die	Twice daily.	Fe.	Ferrum	Iron.
B. M.	Balneum maris	Sea-water bath.	Feb. dur.	Febre durante	The fever continuing.
Bol.	Bolus	A large pill.	F. Ft.	Fac, Fiat	Make.
B. p.	Boiling-point	Boiling-point.	Filt.	Filtra	Filter.
Br.	Bromin	Bromin.	Fld.	Fluidus	Fluid.
Bull.	Bulliat	Let it boil.	Flor.	Flores	Flowers.
B. v.	Balneum vaporis	Vapor bath.	F. m.	Fiat mistura	Make a mixture.
C.	{ Congius, Centi- grade	{ Carbon; Cubic; A gallon; Centigrade.	Fol.	Folia	Leaves.
Ca.	Calcium	Calcium.	F. p.	Fiat potio	Make a potion.
Cap.	Capiat	Let him take.	F. pil.	Fiat pilula	Make a pill.
c.c.	Cubic centimeter	Cubic centimeter.	F. s. a.	Fiat secundum artem	Prepare skillfully.
Cd.	Cadmium	Cadmium.	Galv.	Galvanic	Galvanic.
Ce.	Cerium	Cerium.	Gl.	Glucinum	Glucinum.
Cel.	Celsius	Celsius.	Gm.	Gram	Gram.
Cent.	Centigrade	Centigrade.	Gr.	Granum	Gran.
Cg.	Centigram	Centigram.	Gtt.	Guttæ	Drops.
C. m.	Cras mane	To-morrow morning.	Guttat.	Guttatim	By drops.
cm.	Centimeter	Centimeter	H.	Hydrogen	Hydrogen.
C. m. s.	{ Cras mane su- mendis	{ To be taken to-morrow morning.	Hg.	Hydrargyrum	Mercury.
C. n.	Cras nocte	To-morrow night.	Hl.	Hectoliter	Hectoliter.
Co.	Cobalt	Cobalt.	Hm.	Hectometer	Hectometer.
Cochl.	Coehleare	Spoonful.	Hor. decub.	Hora decubitus	At bed-time.
Cochl. ampl.	" amplum	A tablespoonful.	H. s.	Hora somni	At bed-time.
" infant.	" infantis	A teaspoonful.	I.	Iodum	Iodin.
" mag.	" magnum	A tablespoonful.	În.	Indium	Indium.
" med.	" medium	A dessertspoonful.	In d.	In die	Daily.
" parv.	" parvum	A teaspoonful.	Inf.	Infunde	Pour in.
Col.	Cola	Strain.	Inj.	Injectio	An injection.
Colat.	Colatus	Strained.	Ir.	Iridium	Iridium.
Colet.	Coletur	Let it be strained.	K.	Kalium	Potassium.
Color.	Coloretur	Let it be colored.	K. j.	Knee-jerk	Knee-jerk.
Comp.	Compositus	Compound.	Kl.	Kiloliter	Kiloliter.
Cong.	Congius	A gallon.	Km.	Kilometer	Kilometer.
Cons.	Conserva	Keep.	L.	Liter	Liter.
Contin.	Continuatur	Let it be continued	Li.	Lithium	Lithium.
Cont. rem.	{ Continuatur	{ Let the medicine be con- tinued.	Liq.	Liquor	Liquor.
	{ remedium	{	Liq.	Liquor	Liquor.
Coq.	Coque	Boil.	M.	Meridies; Misc	Noon; Mix.
Cort.	Cortex	Bark.	Mac.	Macerate	Macerate.
			Mass. pil.	Massa pilularum	Pill-mass

ABBREVIATIONS

M. ft.	Mistura fiat	Let a mixture be made.
Mg.		Magnesium; Milligram.
Ml.		Milliliter.
Mm.		Millimeter.
Mod. pre-	Mod. prescripto	In the manner directed.
Mol. wt.		Molecular weight.
Mor. sol.	More solito	In the usual way.
Muc.		Mucilage.
Myg.		Myriagram.
Myl.		Myriaheter.
Mym.		Myriameter.
N.		Nitrogen.
Na.	Natrium	Sodium.
Ni.		Nickel.
No.	Numero	Number.
Noct.	Nocte	By night.
O.	Octarius	A pint.
Ol.	Oleum	Oil.
Ol. oliv.	Oleum olivee	Olive-oil.
Ol.-res.	Oleoresina	Oleoresin.
O. m.	Omn mane	Every morning.
Omn. bih.	Omn bihora	Every two hours.
Omn. hor.	Omn hora	Every hour.
Omn. noct.	Omn nocte	Every night.
Os.		Osmium.
Ov.	Ovum	An egg.
Oz.	Uncia	Ounce.
P.		Phosphorus, Pulse.
Part. æq.	Partes æquales	Equal parts.
Pb.		Lead.
P. c.	Post cibum	After meals.
P. C.	Pondus civile	Avoirdupois weight.
Pd.		Palladium.
Phar.		Pharmacopœia.
Pil.	Pilula	Pill.
Pocul.	Poculum	A cup.
Pond.	Pondere	By weight.
Pot.	Potio	Potion; potassa.
Ppt.	Preparata	Precipitate; Prepared.
P. rat. ætat	Pro rata ætatis	In proportion to age.
P. r. n.	Pro re nata	When required.
Pt.		Pint.
Pulv.	Pulvis	Powder.
Q. d.	Quater in die	Four times a day.
Q. l.	Quantum libet	According as required.

Q. p.	Quantum placeat	At will.
Q. s.		Sufficit. A sufficient quantity.
Qt.		Quart.
Q. v.	Quantum vis	As much as you wish.
R.		Reaumur's thermometer, Respiration.
R.	Recipe	Take.
Rad.	Radix	Root.
Rb.		Rubidium.
R. D.		Reaction of degeneration.
Rect.	Rectificatus	Rectified.
Rep.	Repetatur	Let it be repeated.
S.	Semis	Half; Sulphur.
S.	Signa	Label.
S. a.	Secundum artem	According to art.
Sb.	Stibium	Antimony.
Scr.	Scrupulum	Scruple.
Sig.	Signetur	Let it be labeled.
Sig. n. pr.	Signa nomine proprio	Label with common name.
Sing.	Singulorum	Of each.
Si non val.	Si non valet	If it does not answer.
Si op sit.	Si opus sit	If requisite.
Solv.	Solve	Dissolve.
Sp. or Spir.	Spiritus	Spirit.
Sp. gr.		Specific gravity.
Ss.	Semi, semissis	One-half.
St.	Stet	Let it stand.
Su.	Sumat	Let him take.
S. v.	Spiritus vini	Alcoholic spirit.
S. v. r.	Spiritus vini rectificatus	Rectified spirit of wine.
S. v. t.	Spiritus vini tenuis	Dilute alcohol, proof-spirit.
Syr.	Syrupus	Syrup.
T.		Temperature.
T. d.	Ter in die	Three times a day.
Tr., Tinct.	Tinctura	Tincture.
Ung.	Unguentum	Ointment.
Ur.		Urine.
Vesic.	Vesicatorium	A blister.
Wt.		Weight.
V. s. b.	Venesectio brachii	Bleeding from the arm.
℥.		Minim.
ʒ.		Drachma
ʒ.		Scrupulum
ʒ.		Uncia
ʒ.		Ounce.

ABBREVIATIONS THAT SHOULD ONLY BE USED UNDER HEADINGS, OR WITH A CONTEXT, RENDERING THE MEANING OBVIOUS.—*Ewart.*

Names of Diseases.

Bctasis	Bronchiectasis.
Brhea	Bronchorrhea.
Btis	Bronchitis.
G K.	Granular Kidney.
G. P.	General Paralysis.
Phth., or φθ, or φ.	Phtthisis.
Pna	Pneumonia.
Pnx	Pneumothorax.
Rhc F.	Rheumatic Fever.
Rhsm	Rheumatism.
Sct F.	Scarlet Fever.
Syph., or sφb.	Syphilis.

Names of Regions or Organs.

Clavr	Clavicular.
I. C. F.	Infraclavicular Fossa.
Infrascr	Infrascapular.
Interscr	Interscapular.
Mamy	Mammary.

S. C. F.	Supraclavicular Fossa.
Sp. C.	Spinal Cord.
S. S. F.	Supraspinous fossa.
V. C. or V. B.	Vocal Bands.

Names of Signs and Symptoms.

C/	Cough.
Cephalgia	Cephalalgia.
Hge	Hemorrhage.
Ngia	Neuralgia.
N. S.	Night-sweats.
Sp ^m	Sputum.
T.	Tongue.
Vg	Vomiting
Vt	Vomit

In Physical Examination, Etc.

H. C.	Humid Crepitations.
R. S.	Respiratory Sound.
V. F.	Vocal Fremitus.
V. S.	Voice-sounds.

ABBREVIATIONS USED IN OPHTHALMOLOGY.

Acc.	Accommodation.
Ah.	Hyperopic Astigmatism.
Am.	Myopic Astigmatism.
As.	Astigmatism.
Ax.	Axis.
B. D.	Base (of prism) down.
B. I.	" " in.
B. O.	" " out.
B. U.	" " up.
cm.	Centimeter.
Cyl.	Cylinder, Cylindrical Lens.
D.	Diopter.
E.	Emmetropia, Emmetropic.
F.	Femula.
H.	Hyperopia, Hyperopic, Horizontal.

L. E.	Left Eye.
M.	Myopia, Myopic.
mm.	Millimeter.
O. D.	Oculus dexter—Right Eye.
O. S.	Oculus sinister—Left Eye.
P. p.	Punctum proximum, Near Point.
P. r.	Punctum remotum, Far Point.
R. E.	Right Eye.
Sph.	Spheric, Spheric Lens
Sym.	Symmetric
V.	Vision, Visual Acuity, Vertical.
+.	Plus, Minus, Equal to.
∞	Infinity, 20 ft. distance.
∞	Combined with.
°	Degree.

ABBREVIATIONS USED IN OTOTOLOGY.

a. Applied to or in contact with Auricle.
A. C. Air-conduction.
A. D. Auris dextra—Right Ear.
A. S. Auris sinistra—Left Ear.
B. C. Bone-conduction.
c. Contact.
d. Dentures—applied to Teeth.
F. Tuning-fork.
gl. Glabella—applied to Forehead.
h. Hearing Power.
L. Left Ear.
m. Applied to Mastoid.
Meat. Aud. Ext.;
M. E. External Auditory Meatus.
Meat. Aud. Int.;
M. I. Internal Auditory Meatus.
Men. dis. Mënière's disease.
M. flac. Membrana flaccida; Shrapnell's membrane.
M. T.; **Mt.** Membrana tympani.
Myring. Myringitis.
O. Complete Lack of Perception of Sound.
ot. ext. ac. Otitis externa acuta.

ot. ext. chron. Otitis externa chronica.
ot. ext. diff. Otitis externa diffusa.
ot. med. sup. ac. Otitis media suppurativa acuta.
ot. med. sup. chron. Otitis media suppurativa chronica.
Pol. Politzer's.
Pol. Ac. Politzer's Acoumeter.
R. Right Ear.
S. Susurrus—a Whisper.
t. Applied to Temple.
Tymp. Tympanum.
ub. Ubiqne—when applied at all points.
v. Voice.
V. Applied to Vertex.
vib. Vibration.
z. Applied to Zygoma.
f. Foot.
" Inches.
 ∞ Heard, but not Understood.
+R. Rinne's Test Positive.
-R. Rinne's Test Negative.

ABBREVIATIONS USED IN ELECTROTHERAPEUTICS.

A., or An. Anode.
Amp. Ampère.
A. C. Anodal Closing.
A. C. C. Anodal Closure Contraction.
A. C. O. Anodal Closing Odor.
A. C. P. Anodal Closing Picture.
A. C. S. Anodal Closing Sound.
A. D. Anodal Duration.
A. D. C. Anodal Duration Contraction.
A. M. Ampère-meter.
A. O. Anodal Opening.
A. O. C. Anodal Opening Contraction.
A. O. O. Anodal Opening Odor.
A. O. P. Anodal Opening Picture.
A. O. S. Anodal Opening Sound.
B. Magnetic Induction.
B. A. U. British Association Unit.
C. Centigrade; Current; Cathode.
C. C. Cathodal Closure.
C. C. C. Cathodal Closure Contraction.
C. C. C. C. Various Degrees of Contraction.
C. C. C. T. Cathodal Closing Tetanus.
C. C. C. S. Units. Centimeter gram-second Units.
C. C. O. Cathodal Opening.
C. C. O. C. Cathodal Opening Contraction.
C. S. Current-strength.
D. Duration; Density.
De. R. Reaction of Degeneration.
E. Earth; Electromotive Force.
E. M. D. P. Electromotive Difference of Potential.
E. M. F. Electromotive Force.
F. M. Field Magnet.
H. Horizontal Intensity of the Earth's Magnetism; One Unit of Self-induction
H. Intensity of Magnetic Force.
I. Intensity of Magnetism.
J. Joule.
K. Electrostatic Capacity.
K. Kathode

Kl. Klang (sound).
K. C. Kathodal Closing.
K. C. C. Kathodal Closing Contraction.
K. C. T. Kathodal Closing Tetanus.
K. D. Kathodal Duration (or Period of Closure of Circuit).
K. D. C. Kathodal Duration Contraction.
K. D. T. Kathodal Duration Tetanus.
K. W. Kilo-watt.
L. Inductance (Coefficient of); Length.
M. Strength of Pole.
Ma. Milliampère.
Mid. Microfarad.
N. North Pole.
O. Opening of Circuit.
P. D. Potential Difference.
O. Electric Quantity.
R. Ohmic Resistance.
S. South Pole.
T. Time.
Te. Tetanic Contraction.
U. Unit.
V. Volume; Velocity.
v. Volt.
V. A. Voltaic Alternative.
V. M. Volt-meter.
W. Work; Weight; Watt
Z. Contraction (Zuckung).
Z. Z' Z." Increasing Strengths of Contraction.
 κ Magnetic Susceptibility.
 μ Magnetic Permeability.
 ω Ohm.
 ρ Specific Resistance
 Ω Megohm (one-millionth part of an ohm).
⚡ Battery.
+ Anode or Positive Pole.
- Kathode or Negative Pole.
> Greater than, as $K > A$.
< Less than.

PREFIXES AND SUFFIXES USED IN CHEMISTRY.

Am- indicates the group NH₂.
Azo-, diazo-, and hydrazo- indicate compounds in which nitrogen atoms are linked in various ways.
Di- is applied as a prefix to signify *two*.
Im- indicates the group NH.
Ket- indicates the molecule CO in certain structural relations.
Mon- is employed as a prefix to signify *one*.
Nitro- indicates the group NO₂.
Pent- is applied as a prefix to signify *five*.
per- denotes in a rather vague sense an indefinitely large amount of the body to which it is prefixed, or to which it is referred.
Sesqui- indicates the proportion of *two to three*.
Sub- is employed in a rather vague sense to indicate deficiency of the body to which it is prefixed.
Tetr- is applied as a prefix to signify *four*.
Thio- indicates sulphur, especially replacing oxygen.
Tri- (sometimes "*ter-*") is applied as a prefix to signify *three*.
-al indicates aldehydic structure.
-an is applied to a class of bodies related to the starch and sugar group.
-ane indicates a saturated hydrocarbon.
-ase indicates an enzyme, or non-organized ferment, *e. g.*, diastase.

This termination is at present restricted generally to enzymes of vegetable origin, but it should also be used with animal enzymes—which, however, usually end in "in." It would thus be better to say *pepsase* and *trypase*, rather than *pepsin* and *trypsin*.
-ate. A suffix to nouns in chemistry signifying any salt formed by an acid acting on a base; *e. g.*, *sulphate, phosphate*.
-ic denotes the higher of two valencies assumed by an element, and incidentally in many cases a larger amount of oxygen.
-in is of no precise significance, and is mostly applied to bodies the structure of which is not yet known.
-yl, -ene, -enyl, and -ine indicate hydrocarbons. According to the American system of orthography, the only case in which "*in-*" is used is as a termination for a series of hydrocarbons, beginning with Ethine, C₂H₂. English writers and some American chemists use it to signify basic properties, regarding *-in* as the proper term for non-basic bodies. They thus distinguish between *sallein*, which forms no salts with acids, and *morphin* (which under such system is spelled "morphine"), which does. It must be noted that such methods are not in accordance with the tendency of modern chemi nomenclature, which seeks to express structure, not properties. The organic bases

- ♂ A male animal, or a plant or flower bearing only stamens or antheridia.
- ♀ A female animal or a plant or flower bearing only pistils or archegonia.
- A young animal of undetermined sex, thus ♂₀, young male, or ♀₀yg for young female, but ○_{juv} (*juvenis*, young).
- A monocarpic plant.
- Cotyledons accumbent.
- || Cotyledons incumbent.
- ↑ A plant introduced and naturalized.
- † A plant cultivated for ornament.
- ‡ A plant cultivated for use.
- 8 Monocious.
- ♂ ♀ Diecious.
- ♂ ♀ ♀ Polygamus.
- ∞ Wanting or none.
- ∞ Numerous or indefinite; more than twenty when applied to stamens.
- σ The microsecond represents .001 second or the unit of time in experiments or psychophysical reactions.

Authors' names are abbreviated in the following Manner:—
Ait., Aiton. **Bech.**, Bechstein. **Cham.**, Chamisso. **Dum.**, Duméril, etc.

- Nupt**, signifies in ornithology, breeding plumage.
- hornot**, means a bird of the year.
- aceæ**, a suffix used in botany to designate a family, the name chosen being one of the principal genera. Ex., *Rosa*, *Rosaceæ*, *Ranunculus*, *Ranunculaceæ*. Cf., *iceæ*, *ideæ*, *ineæ*, *ieæ*.
- ana**, preferably used as a suffix to the name of a species around which others naturally cluster, in the naming of subsections or groups of species; e. g., the group of species of *Helix* related to *H. pomatiana* may be indicated by the term *Pomatiana*.
- ensis**, a termination given to the names of species only when derived from the name of their habitat; e. g., *Tania madagascariensis*, *Daphne chinensis*, *Dryasena brasiliensis*.
- Eu-**, employed as a prefix in forming the names of genera, subgenera, or sections of genera before a Greek derivative.
- Excl. gen.**, exclusit genus.
- Excl. sps.**, exclusit species.
- Excl. var.**, exclusit varietas, when following an onym, indicates that the group has undergone revision, and the name does not cover the original ground to the extent indicated.
- ia, -ius, -ica, -icus, -ina, -inus, -ita, -itus**, terminations used in making specific names which are derived from the name of a river or other body of water, a province, a country, or a kingdom; e. g., *arabicus*.
- iceæ, -ideæ, -ineæ**, suffixes used in botany to designate a family when the name taken ends in Latin *-ix* or *-is* (genitive *icis, idis, iscis*); e. g., *Salicicæ* from *Salix*, *Berberideæ* from *Berberis*, *Tamariscinæ* from *Tamarix*.
- eæ**, as a rule, these suffixes, together with *eæ*, are employed to designate botanic sub-families, tribes, and sub-tribes; e. g., *Roseæ* from *Rosa*.
- idæ, -inæ**, the suffixes added to the name of the earliest known or most characteristic genus, to designate zoölogic

- families or sub-families; e. g., *Strix*, *Strigis*, *Strigideæ*, *Bucerotis*, *Bucerotidæ*.
- ites, -itiss**, frequently employed to designate fossil organisms analogous to the living form whose generic name is the radical to which *-ites* is appended. They are rarely used with specific names
- Mutatis char.**, *mutatis characteris*, when following a specific name signifies a change in the diagnostic characters of a species.
- astrum, -oidea or -oides, -oidalis, -oideum, -opsis**, terminations employed in forming generic, sub-generic, or specific names after a Greek derivative. Bourguinat suggests that *astrum* be reserved to be appended to the name of a genus to indicate its typical sub-division. *Opis* and *oides* should be reserved for sub-divisions of a genus which resemble another genus, by adding them to the name of that other genus when it is of Greek origin.
- oides** is preferably reserved for specific names of Greek or barbarous (never Latin) origin
 - (a) When the radical of the specific name is the name of a genus which it resembles, e. g., *Salix myrtilloides*, *Bupleurum ranunculoides*, *Melva abutiloides*, *Thuja cupressoides*.
 - (b) When the radical is the name of another species which the new one resembles, *Helix carascaloides*, a species like *H. carascalensis*.
 - (c) When the radical of the specific name is a Greek word signifying an animal, organ, part, object, as *Potentilla arachnoidea*, *Prenanthes deltoidea*, *Jungermannia zöppsis*, *ichthyoides*, *rhomboideæ*, *pterigoides*, *parabuloides*, *dendrooides*.
- Only one apparent exception to the compounding of Greek and Latin has been consecrated by usage; viz.: *ovoides* from *ovum* and *oides*; this has arisen from the absence of euphony in the correct form, *ovoides* (*ovov*, and *oides*).
- pro-parte**, for a part, when following a specific name indicates that since its first application the group has been revised.
- Pseudo-**, a prefix employed in forming specific names before a Greek derivative.
- pterus**, a termination frequently employed in the generic names of ferns, for the purpose of recalling the affinities of the genus.
- sp.** (1) In zoölogy, abbreviation of species, written when the specific name is not known or is wanting, or if placed after the name of the authority, as *Crania craniolevis*, Linné sp., indicates that Linné is only to be credited with the specific name.
 (2) In botany, species or specimen.
- Sub-**, a prefix employed in forming specific names before a Latin derivative. It may also be used in designating a new species before the name of another with which the first was in intimate relation. It is also used in the sense of *nearly, less, somewhat, slightly*. It has, moreover, a few legitimate Latin compounds which may be used for specific names; e. g., *subterraneus*, *subalpinus-a-um*, *subcurvens*, *subcaneus*, *sublimidiatus*, *subjectus*, *submersus*, *subrotundus*, *substratus*.
- Sub-sp.**, subspecies.
- gen.**, genus.
- var.**, variety, placed before the name of a plant or animal indicates that it is a hybrid of doubtful origin.

SUNDRY ABBREVIATIONS.

- Adj.** Adjective.
- Adv.** Adverb.
- Am.** American.
- Arab.** Arabic.
- A. S.** Anglo-Saxon.
- Bot.** Botany, Botanic.
- B. Ph.** British Pharmacopeia.
- Celt.** Celtic.
- Cf.** Confer, see.
- Chem.** Chemistry, Chemic.
- Colloq.** Colloquial.
- Comp.** Compounded, Compound.
- Dim.** Diminutive.
- e. g.* (*Exempli gratia*), For example.
- Elec.** Electricity.
- Eng.** English.
- Etym.** Etymology, Etymologic.
- f.* Feminine.
- Fr.** French.
- Geog.** Geography, Geographic.
- Geol.** Geology, Geologic.
- Geom.** Geometry, Geometric.
- Ger.** German.
- G. Ph.** German Pharmacopeia.
- Gr.** Greek.
- Heb.** Hebrew.
- Hind.** Hindustani.
- Ichth.** Ichthyology.
- i. e.* (*id est*), that is.
- It.** Italian.

- L., or Lat.** Latin.
- Masc.** Masculine.
- Math.** Mathematics.
- Med.** Medicine, Medical.
- M. E.** Middle English.
- N. F.** National Formulary.
- Nat. Hist.** Natural History.
- Neg.** Negative.
- Obs.** Obsolete.
- O. F.** Old French.
- Ophth.** Ophthalmology, Ophthalmologic.
- Path.** Pathology, Pathologic.
- Phil.** Philosophy, Philosophic.
- Phys.** Physiology, Physiologic.
- pl.** Plural.
- priv.** Privative.
- Pron.** Pronounced, Pronunciation.
- q. v.* (Quod vide) which see.
- Sax.** Saxon.
- Sing.** Singular.
- Sp.** Spanish.
- Surg.** Surgery, Surgical.
- Unof.** Unofficial.
- U. S. Ph.** United States Pharmacopeia.
- Verb.** Verb.
- v. i.** Intransitive verb.
- vide** See.
- v. t.** Transitive verb.
- Zool.** Zoology, Zoologic.

Sphyg- (σφυγμός). Pertaining to the pulse, as *sphygmometer*, *sphygmotachist*.
Sub- (ὑπό). Beneath, under; and also partially or deficiency of, as *subclavian*, *subluxation*.
Super- (ὑπέρ). Above, upon; excess of; *e. g.*, *supererectum*, *superfecundation*.

Supra- (ὑπέρ). Above, upon, superior to, as *supraorbital*, *suprasternal*.
Sym-, syn- (σύν). With, together, same. See, *e. g.*, *symplyphation*, *synphysitis*, *synaesthesia*, *synchondritis*.
Zoö- (ζῷον). Animal. See *zoology*, *zoochemia*.

SUFFIXES.

-ago (ἀγερε). Gives the idea of activity, presentation, etc.; as *lumbago*.
-agogue (ἀγερ, to hear off, carry away). Signifies an agent stimulating the function of excretion or secretion of the product. Thus, *emmenagogue*, *hystagogue*, *siagogue*.
-agra (ἀγρα, an attack, seizure). Denotes an acute attack of pain in the part, as *arthragra*, *podagra*.
-algia (ἄλγος, pain). Pain in a part, expressed by the chief word; *e. g.*, *cephhalalgia*, *gastralgia*.
-atresia (ἀτρησία). Imperforate, as in *proctatresia*.
-cele (κῆλη). A tumor, hernia, or protrusion. See *cystocele*, *hydrocele*, *meningocele*.
-cele, cæle (κοιλία). A cavity, ventricle; *e. g.*, *mesocele*.
-ectomy (ἐκτέμνειν). Excision, excision; as in *oöphorectomy*, *nephrectomy*, *splenectomy*.
-emia (αἷμα, blood). Denotes a condition of the blood, or an ingredient in the same, expressed by preceding word; *e. g.*, *hydremia*, *lithemia*, *pyemia*, *uræmia*.
-etin (ἄτην). Used in the names of certain resins, as *abietin*.
-fuge (ἵγαρε, to expel). Driving out, an expeller, as *vermifuge*, *febrifuge*, etc.
-graph, graphy (γράφειν, to write). An instrument; a treatise or description; *e. g.*, *sphygmograph*, *demography*.
-ia, often contracted to *-y*, denotes the quality of the root-word, as an abstract noun, as *akromegalia*, *akromegaly*.
-idæ (-ίδης). The suffix to the name of a genus forming the name of a family; *bovidæ*, *equidæ*.
-igo. A variation of *-ago*; *e. g.*, *prurigo*, *vertigo*.
-is, -sis. Present the abstract idea of activity of the root-word.
-ism (-ισμός). Implies the doctrine, practice, or theory of the principal word; *Darwinism*, *tribadism*.
-ite (-ίτης). Of the nature of. In anatomy, denoting a constituent part of an organ; as *serpente*, *sternite*. In chemistry, any salt of an -ous acid; as *sulphite*, *phosphite*.
-itis (-ίτις). Originally the feminine ending of Greek substantives and denotes an especial activity of the root-word. By habit and general use it is now limited to inflammatory activity; as *gastritis*, *otitis*, etc.
-logy (λόγος, discourse). A treatise upon; as *bacteriology*, *dermatology*, *pathology*.
-lysis (λύσις, a loosening). A separation into constituent parts, or the setting free of some part; as *hydrolysis*, *analysis*.
-malacia (μαλάκος, soft). Abnormal softness; as in *osteomalacia*.
-mania (μανία, madness). The chief word denotes the principal

symptom of the mental affection; *e. g.*, *erotomania*, *kleptomania*, etc.
-meter (μετρον, a measure). An instrument for measuring; *e. g.*, *ærometer*, *anemometer*.
-odynia (ὀδύνη, excessive pain). The principal word denotes the seat of great pain, as *coccygodynia*.
-oid (ῥῖδος, form). Similar in shape, etc.; as in *choroid*, *cuboid*, *sphenoid*, *aphoid*.
-oma (ῥωμα). A tumor, *e. g.*, *glioma*, *sarcoma*.
-opia (ῥωπή). Pertaining to the eye or vision; as in *amblyopia*, *nyctopia*, etc.
-orium, -torium, -sorium (τήριον). Designate places, tools, etc.; as *lentorium*, *auditorium*, etc.
-osis, -osus, derived from Greek words in *-ōw*, and usually denote fullness, redundancy, excess.
-pathy (πάθος). A condition of disease, and also a method of cure; as *adenopathy*, *psychopathy*, *homopathy*, *hydrophathy*.
-phobia (φοβός, fear). Morbid or exaggerated fear or dread, as *agoraphobia*, *pholophobia*.
-plasty (πλασσειν, to form). Surgical plastic operation upon a part; *e. g.*, *blepharoplasty*, *rhinoplasty*.
-rhagia (ῥήγναι, to burst forth). A hemorrhage or excessive discharge; *e. g.*, *blennorrhagia*, *metrorrhagia*.
-rhaply (ῥαβή, a suture). A stitching or suturing of a part; as *enterorhaphy*, *perineorhaphy*.
-rhea (ῥεειν, to flow). An excessive discharge or excretion; as *blennorrhæa*, *diarrhæa*, *leukorrhæa*.
-scope (σκοπεῖν, to look). An instrument for making an examination; as *laryngoscope*, *microscope*.
-scopy (σκοπεῖν). An examination; as *ophthalmscopy*.
-stomy (στόμα, mouth). A suffix seen in the names of those surgical operations in which an artificial opening or passage is formed, as *enterostomy*.
-tas, -ty. Derived originally from the Greek *-της*, denote abstract quality or idea, as *immunity*, *acidity*.
-tio, -atio, -tion. A suffix of verbal roots denoting an action or function as taking place—an occurrence. The *n* was added to the original *-tio* by Roman and French influence.
-tomy (τέμνειν, to cut). Incision; *e. g.*, *laparotomy*, *tenotomy*.
-ulus, -ula, -ulum, -ola, -ion, -ellus, -illus, -leus. Diminutives.
-uria (ουρῆειν, to urinate). Abnormalities of the urine or of urination; as *albuminuria*, *polyuria*.

DEGREES, DIPLOMAS, AND QUALIFICATIONS.

A. A. S. Fellow of the American Academy.
A. B. or B. A. Bachelor of Arts.
A. M. Master of Arts.
C. M. Master in Surgery.
D. D. S. Doctor of Dental Surgery.
D. P. H. Diploma in Public Health.
D. S. M. Diploma in State Medicine.
D. S. S. Diploma in Sanitary Science.
F. B. S. Fellow of the Botanical Society.
F. B. S. Ed. Fellow Botanical Society of Edinburgh.
F. C. S. Fellow of the Chemical Society.
F. E. S. Fellow of the Entomological Society.
F. F. P. S. G. Fellow of the Faculty of Physicians and Surgeons of Glasgow.
F. K. Q. C. P. I. Fellow of the King and Queen's College of Physicians of Ireland.
F. L. S. Fellow of the Linnean Society.
F. R. C. P. L. Fellow of the Royal College of Physicians of London.
F. R. C. P. Ed. Fellow of the Royal College of Physicians of Edinburgh.
F. R. C. P. I. Fellow of the Royal College of Physicians of Ireland.
F. R. C. S. E. Fellow of the Royal College of Surgeons of England.
F. R. C. S. Ed. Fellow of the Royal College of Surgeons of Edinburgh.
F. R. C. S. I. Fellow of the Royal College of Surgeons of Ireland.
F. R. S. Fellow of the Royal Society.
F. R. S. E. Fellow of the Royal Society of Edinburgh.
F. R. S. L. Fellow of the Royal Society of London.
L. A. H. Licentiate of the Apothecaries' Hall, Dublin.
L. D. S. Licentiate in Dental Surgery.
L. F. P. S. G. Licentiate of the Faculty of Physicians and Surgeons of Glasgow.
L. K. Q. C. P. I. Licentiate of the King and Queen's College of Physicians of Ireland.

LL. B. Bachelor of Laws.
LL. D. Doctor of Laws.
L. R. C. P. L. Licentiate of the Royal College of Physicians of London.
L. R. C. P. Ed. Licentiate of the Royal College of Physicians of Edinburgh.
L. R. C. S. Ed. Licentiate of the Royal College of Surgeons of Edinburgh.
L. R. C. S. I. Licentiate of the Royal College of Surgeons of Ireland.
L. S. A. Licentiate of the Apothecaries' Society of London.
L. S. S. Licentiate in Sanitary Science.
M. A. Master of Arts.
M. B. Bachelor of Medicine.
M. D. Doctor of Medicine.
M. K. Q. C. P. I. Member of the King and Queen's College of Physicians of Ireland.
M. P. S. Member of the Pharmaceutical Society.
M. R. C. Member Royal College of Chemistry.
M. R. C. P. L. Member of the Royal College of Physicians of London.
M. R. C. P. Ed. Member of the Royal College of Physicians of Edinburgh.
M. R. C. P. I. Member of the Royal College of Physicians of Ireland.
M. R. C. S. E. Member of the Royal College of Surgeons of England.
M. R. C. S. Ed. Member of the Royal College of Surgeons of Edinburgh.
M. R. C. S. I. Member of the Royal College of Surgeons of Ireland.
M. R. C. V. S. Member of the Royal College of Veterinary Surgeons.
M. S. Master in Surgery.
Ph. B. Bachelor of Philosophy.
Ph. D. Doctor of Philosophy.
V. S. Veterinary Surgeon.

INDEX OF TABLES

AND IMPORTANT DEFINITIONS, WHEREIN LARGE NUMBERS OF FACTS ARE BROUGHT TOGETHER AND CLASSIFIED.

	PAGE		PAGE
Abbreviations,	ix	Milk, Analysis of,	768
Prefixes and Suffixes,	xiv	Monstrosities,	779
Acids,	28	Motor Points (<i>Illustrated</i>),	784
Alcohols,	56	Mulatto,	789
Aldehyds,	57	Murmurs,	792
Anesthetics,	79	Muscles (<i>Illustrated</i>),	795
Angles,	83	Nerves (<i>Illustrated</i>),	848
Arteries (<i>Illustrated</i>),	116	Nuclei,	878
Artificial Feeding of Infants,	140	Oils,	889
Bacteria (<i>Illustrated</i>),	157	Oleomargarin, Analysis of,	892
Bandages (<i>Illustrated</i>),	188	Operations, Eponymic,	899
Baths,	195	Organotherapy,	940
Batteries, Electrical, used in Medicine,	168	Paralyses,	973
Bones (<i>Illustrated</i>),	217	Parasites (<i>Illustrated</i>),	978
Breath Sounds,	235	Pelves (<i>Illustrated</i>),	1035
Canals,	253	Phthisis,	1075
Carbohydrates,	261	Pigments,	1085
Catheters, Sizes of (<i>Illustrated</i>),	272	Planes,	1109
Cereals,	280	Plates,	1114
Cheese,	285	Plexuses,	1121
Condensed Milks,	310	Points,	1133
Convulsions of Cerebrum (<i>Illustrated</i>),	323	Poisons,	1136
Cranio-metric Points,	337	Position, and Position and Direction,	1161
Diameters, Craniometric and Pelvic,	369	Postures (<i>Illustrated</i>),	1167
Diseases, Eponymic,	380	Pregnancy,	1175
Doses, Gaubins' Table,	395	Processes,	1181
Ducts,	398	Ptomains,	1210
Electric Units,	413	Râles,	1235
Elements, Chemic,	410	Reflexes,	1245
Ethers,	444	Regions (<i>Illustrated</i>),	1248
Exanthemata,	450	Resins,	1253
Fetometry,	465	Respiration,	1255
Fetus, Positions and Presentations of,	407	Signs and Symptoms of Disease,	1323
Fevers,	460	Sinuses (<i>Illustrated</i>),	1329
Fissures,	473	Skin Diseases,	1333
Flour,	479	Soaps,	1338
Foods,	482	Spaces,	1343
Foramina,	483	Spectacle Lenses, Numbering of,	1346
Ganglia,	502	Spinal Cord, Localization in (<i>Illustrated</i>),	1354
Glands,	517	Stains, Fluids for Fixing and Hardening, etc.,	1367
Handkerchief Dressings (<i>Illustrated</i>),	540	Starches (<i>Illustrated</i>),	1408
Hernia (<i>Illustrated</i>),	561	Sugars,	1430
Hydrocarbons,	581	Sutures (<i>Illustrated</i>),	1437
Insanity,	615	Tests,	1468
Knots, Surgical (<i>Illustrated</i>),	645	Theories,	1510
Koumiss, Analysis of,	640	Thermometers, Comparison of,	1513
Lamina,	655	Treatments,	1532
Laws,	663	Triangles,	1539
Leukomains,	674	Tumors (<i>Illustrated</i>),	1555
Life, Expectation of,	678	Urinary Calculi, Analysis of,	1576
Ligament (<i>Illustrated</i>),	679	Urinary Sediments (<i>Illustrated</i>),	1577
Lines or Linee,	688	Urine, Colors of the,	1580
Localizati on (<i>Illustrated</i>),	701	Veins,	1592
Membrana,	741	Wave-lengths and Frequencies of Light,	1612
Metric System,	759	Weights and Measures (<i>Illustrated</i>),	1613

AN ILLUSTRATED DICTIONARY

OF

MEDICINE, BIOLOGY, AND ALLIED SCIENCES.

A

A [*á, àv, or àu, without*]. The Greek letter *alpha*, called *alpha privative*, equivalent to the prefix *un* or *in*. It denotes absence or want of the thing or quality expressed by the root of the word. *a-* is used before consonant, and *an-* before vowel sounds; *am-* is sometimes used before *-bl* or *-be*. Also, the symbol of *Anode*.

Aa [*ává, of each*]. An abbreviation, written *āā*, used in prescriptions to denote repetition of the same quantity for each item.

āāā. Abbreviation for *Amalgam*.

Aasmus (*a-as'-mus*) [*ἀσμός, a breathing out*]. Asthma.

Ab [*ab, from*]. A Latin prefix signifying *from*.

Abaca (*ab'-ak-ab*, Sp. pron. *ah-zák-kah'*). Manilla hemp. See *Hemp*. Also *Musa textilis*, the plant which produces it.

Abactinal (*ab-ak'-tin-al*) [*ab, away; actinal, the oral surface of a radiate animal*]. In biology, aboral. Agassiz's term for the surface of radiates opposite to that having the mouth.

Abactio (*ab-ak'-she-ó*) [*abigere, to drive away*]. An abortion, or labor, artificially induced.

Abactus Venter (*ab-ak'-tus ven'-ter*) [*abigere, to drive out; venter, the belly*]. An abortion procured by artificial means.

Abadie's Sign. See *Signs and Symptoms, Table of*.

Alienated (*ab-ál'-yen-a-ted*) [*abalienatus, alienated, estranged*]. 1. Deranged, or insane. 2. Gangrenous, or so severely injured as to require amputation or extirpation.

Abalienation (*ab-ál'-yen-a'-shun*) [*abalienatio; ab, away; alienare, to transfer*]. Decay, especially mental decay, insanity.

Abanet. See *Abnet*.

Abaptista (*ah-bap-tis'-tah*). Same as *Abaptiston*.

Abaptiston (*ab-bap-tis'-ton*) [*á priv.; βάπτιστος, immersed*]. A trephine so shaped that penetration of the brain is impossible.

Arthrosis (*ab-ar-thro'-sis*) [*ab, from; arthrosis, a joint*]. Same as *Diarthrosis*, or *Abarticulation*.

Abarticular (*ab-ar-tik'-u-lar*) [*ab, from; articulus, joint*]. Not connected with or situated near a joint.

Abarticulation (*ab ar-tik-u-la'-shun*) [*ab, from; articulatio, joint*]. 1. Same as *Diarthrosis*, a term more frequently used; sometimes also a synonym of *Synarthrosis*. 2. A luxation; the dislocation of a joint.

Abasia (*ah-bá'-ze-ah*) [*á priv.; βάσις, a step*]. Motor incoördination in walking. See *Astasia*.

Abasic (*ah-bá'-sik*). Pertaining to, or affected with, abasia.

Abatement (*a-bál'-ment*) [*ab, from; batuere, to strike*]. Mitigation or decrease in severity of pain, or of any untoward symptom or condition.

Abattoir (*ah-bat-war'*) [*Fr.*]. A slaughter-house or establishment for the killing and dressing of animals.

Abaxial (*ab-ak'-se-al*) [*ab, from; axis, an axle*]. Not situated in the line of the axis. In botany, indicating that the embryo is not in the axis of the seed.

Abbé Condenser. See *Illuminator, Abbé*. **A. Illuminator**. See *Illuminator*.

Abbé's Apochromatic Lenses. See *Apochromatic Lens*. **A. Catgut Rings**, rings composed of eight or ten turns of heavy catgut in the shape of an oval, with inside diameter of two inches, for use in intestinal anastomosis.

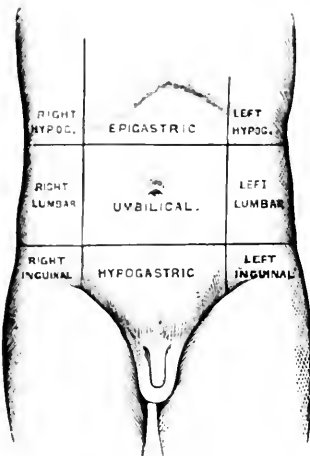
Abbreviate, or **Abbreviated** (*ab-bre'-ve-a-ted*) [*ab, from; brevare, to shorten*]. Shortened, cut short.

Abbreviations (*ab-bre-ze-a'-shunz*). See *List of Abbreviations* in introductory matter.

Abdomen (*ab-dol'-men* or *ab'-do-men*) [*abdere, to hide*]. The large inferior cavity of the trunk, extending from the pelvic cavity to the diaphragm, and bounded in front and at the sides by the lower ribs and abdominal muscles, and behind by the vertebral column, the psoas and quadratus lumborum muscles. It is artificially divided into nine regions by two circular lines, the upper parallel with the cartilages of the ninth ribs, the lower with the iliac crests, and by two lines from the cartilages of the eighth rib to the center of Poupart's ligament. The regions thus formed are, above, the right hypochondriac, the epigastric, and the left hypochondriac; secondly, the right lumbar, umbilical, and left lumbar; and below, the right inguinal, the hypogastric and the left inguinal. **A., Pendulous**, a relaxed condition of the abdominal walls in which they hang down over the pubis.

Abdominal (*ab-dom'-in-al*) [*abdere, to hide*]. Pertaining to or connected with the abdomen. **A. Aneurysm**. See *Aneurysm*. **A. Aorta**. See *Artery*. **A. Aponeurosis**. See *Aponeurosis*. **A. Brain**, the solar plexus. **A. Compress**, a form of local pack, made by forming folds of a coarse linen towel of sufficient breadth to reach from the ensiform cartilage to the pubis; one of the folds is then wrung out of cold water, applied, and the remainder is rolled around the body so as to retain it in position. **A. Ganglia**. See *Ganglia*. **A. Gestation**. See *Pregnancy, Extrauterine*. **A. Hysteria**, an hysterical condition simulating peritonitis, in which the abdomen becomes extremely painful to the touch, swollen, and distended with gas, attended with temporary rise of temperature. **A. Line**, the linea alba. **A. Muscles**, the internal and external obliques, the transversalis, rectus pyramidalis, and quadratus lumborum. See *Muscles, Table of*. **A. Pore**, a name applied to the openings connecting the peritoneal

cavity of a few fishes with the urino genital cloaca, and employed in the outward transportation of the generative products. **A. Press.** See *Prelum Abio-*



ABDOMINAL REGIONS.

minals. **A. Reflex.** See *Reflexes, Table of.* **A. Regions.** See *Abdomen.* **A. Respiration,** R. carried on chiefly by the diaphragm and abdominal muscles. **A. Ribs,** transverse ossifications (dermal?) of the abdominal wall of crocodiles and certain other reptiles. **A. Ring, External,** a triangular opening in the fibers of the aponeurosis of the external oblique muscle transmitting the spermatic cord of the male and the round ligament of the female. **A. Ring, Internal,** an oval aperture in the fascia transversalis that transmits the spermatic cord of the male and the round ligament of the female. **A. Scutella,** the broad, belly scales of serpents, so far as the anus. **A. Section.** See *Celipotomy.* **A. Segments,** the more or less evident transverse divisions or somites of the abdomen in arthropods. **A. Typhus, Enteric Fever.** **A. Vertebrae,** those vertebrae in fishes, that give off ribs or processes arching the visceral cavity.

Abdomino-anterior (*ab-dom' in-o-an-te-re-or*). Having the belly forward (used of the fetus in utero).

Abdomino-genital (*ab-dom' in-o-je-ni-tal*). Relating to the abdomen and the genitalia. **A. Nerve, Inferior,** the ilio-inguinal nerve. **A. Nerve, Superior,** the ilio-hypogastric nerve.

Abdomino-hysterectomy (*ab-dom' in-o-his-ter-ek'to-me*). Removal of the uterus through an abdominal incision.

Abdomino-hysterotomy (*ab-dom' in-o-his-ter-ot'o-me*). Hysterotomy through an abdominal incision.

Abdomino-posterior (*ab-dom' in-o-pos-te-re-or*). Having the belly toward the mother's back (used of the fetus in utero).

Abdomino-scrotal (*ab-dom' in-o-skrót'al*). Relating to the abdomen and the scrotum. **A. Muscle,** the cremaster muscle.

Abdomino-thoracic (*ab-dom' in-o-tho-ras'tik*). Relating to the abdomen and thorax.

Abdomino-uterotomy (*ab-dom' in-o-uter-ot'o-me*). See *Abdomino-hysterotomy.*

Abdomino-vesical (*ab-dom' in-o-ves'ik'al*). Relating to the abdomen and the urinary bladder. **A. Pouch,** a fold of the peritoneum in which are comprised the urachal fossa.

Abdominoscopy (*ab-dom in-o't-ko-sko-py*) [*abdomin*; *σκοπεω*, to examine]. Examination of the abdomen

for diagnostic purposes, by inspection, palpation, measurement, percussion, etc.

Abdominous (*ab-dom' in-us*) [*abdere*, to hide]. Having a large abdomen.

Abduce (*ab-dus'*) [*ab*, away; *ducere*, to lead]. To draw away, as by an abductor muscle.

Abducens (*ab-ú't-senz*) [L., "leading away"]. A term applied to certain muscles, or their nerves, that draw the related part from the median line of the body. Also, the sixth pair of nerves supplying the external recti of the eye. **A. oculi.** See *Muscles, Table of.*

Abducent (*ab-dú't-sent*). See *Abducens.*

Abduct (*ab-duk't'*) [*ab*, from; *ducere*, to draw]. To draw, or cause to move, away from the median line, whether of the body or of a limb.

Abduction (*ab-duk't'-shun*) [*ab*, from; *ducere*, to lead]. 1. The withdrawal of a part from the axis of the body, or of a limb. 2. The recession or separation from each other of the parts of a fractured bone. 3. **A. of the Eyes,** the power of the external recti, measured by the maximum ability to preserve singleness of the image with prisms placed bases toward the nose. It is commonly from 6° to 8°. See, also *Adduction.*

Abductor (*ab-duk't'-tor*). Same as *Abducens, q. v.* **A. Auris.** See *Muscles, Table of.*

Abelmoschus (*o-bel-mos't-kus*) [Ar., 'habb-el-misk, a grain of musk]. A genus of malvaceous plants. *A. esculentus* furnishes the esculent known as gumbo, or okra. *A. moschatus* affords *Ambrette, q. v.*, or muskseed, formerly used in medicine. Unof.

Abepithymia (*ab-ep'e-thi' me-ah*) [*ab*, from; *επιθυμία*, longing]. 1. A perverted longing, or desire. 2. Paralysis of the solar plexus (the diaphragm formerly was regarded as the seat of the soul [*θυμός*], and of the desires).

Abernethy's Operation. See *Operations, Table of.* **A. Sarcoma,** a form of spindle-celled vascular sarcoma.

Aberrant (*ab-er' ant*) [*ab*, from; *errare*, to wander]. Deviating from the normal or regular type, in appearance, structure, course, etc., e. g., the aberrant duct of the testis or liver, aberrant arteries, etc.

Aberration (*ab-er' a'-shun*) [*ab*, from; *errare*, to wander]. Deviation from the normal; mental derangement; fetal malformation; vicarious menstruation; escape of the fluids of the body by any unnatural channel. In optics, any imperfection of focalization or refraction of a lens.

A., Chromatic, the dispersion arising from unequal refraction of light of different parts of the spectrum. The violet rays being more refrangible than the red rays, are brought to a focus nearer the lens, and the image is surrounded by a halo of colors. **A., Mental,** a degree of paranoia that may or may not amount to insanity. **A., Spherical,** the excess of refraction of the peripheral part of a convex lens over the central area, producing an imperfect focus and a blurred image.

Abesamum (*ab-es'am-um*) [L.]. Wheel-grease; fat charged with iron; formerly used as a remedy.

Ab evacuation (*ab-e-vak'u-a'-shun*) [*ab*, from; *evacuatio*]. 1. A morbid evacuation; an excessive or deficient discharge. 2. The passage of matter from one organ or cavity into another; metastasis.

Abeyance (*ab-a'-ans*) [O. Fr., for "open-mouthed expectation"]. A suspension of activity, or of function; a state of suspended animation, or action.

Abi (*ah' be*). See *Lucuma.*

Abiaba (*ah be ah' bah*). See *Lucuma.*

Abicum (*ab' ik-um*) [L.]. The thyroid cartilage. (Obs., or rare.)

Abies (*a' be-éz*) [L.]. A genus of coniferous plants, including the fir, hemlock, and spruce. *A. balsamea*, Silver Fir, Balsam Fir, or Balm of Gilead, a tree of the nat.

ord. *Conifera*, from which is derived the *Terebinthina Canadensis*. *A. canadensis*, Hemlock Spruce. Bark of the Canadian Fir-tree. Used as an astringent in various local and internal conditions. Yields Pix Canadensis. *A. excelsa*, Norway Spruce. Yields Pix Burgundica. *A. pectinata*, the European Silver Fir. Its buds are resinous, balsamic, and sudorific. Unof.

A. Preparations, Extractum Abietis Canadensis Liquidum (B. P.). Dose $\text{m}\bar{x}\text{v}$ -lx. Glycerinum Abietis (B. P.). Dose ʒ j-ij. Geddes's Fluid-Extract of Hemlock Bark. Dose $\text{m}\bar{v}$ -x.

Abietene (*a-bi'-et-en*), C_7H_{10} . A hydrocarbon, obtained from the *Pinus sabiniana*, a Californian nut pine. It is an aromatic, volatile liquid, agreeing in composition with normal heptane. It is extensively used as a popular remedy; called, also, *Erasene*. Unof.

Abietic (*ab-i-et-ik*), **Abietinic** (*ab-i-et-in-ik*) [*Abies*]. Pertaining to the genus *Abies*, as Abietic Acid, $\text{C}_{14}\text{H}_{14}\text{O}_5$ or $\text{C}_{20}\text{H}_{30}\text{O}_5$, discovered by Maly in the resin of *Abies excelsa* and *Larix europæa*.

Abietin (*a-bi'-et-in*) [*Abies*]. A resinous principle obtained from the turpentine of various species of pine and fir. **A. Anhydrid**, $\text{C}_{14}\text{H}_{16}\text{O}_4$, the main constituent of Resin, *q. v.*

Abietis Resina (*a-bi'-et-is res-i'-nah*). The resin of the fir or pine.

Abietie (*ab-i-et-it*), $\text{C}_6\text{H}_{12}\text{O}_3$. A sugar resembling mannite, found by Rochleder in the needles of the European Silver Fir, *Abies pectinata*.

Abiogenesis (*ab-i-o-je-n'-es-is*) [*û* priv.; *βίος*, life, and *genesis*]. The (theoretical) production of living by non-living matter. The older term was *Spontaneous Generation*. Other synonyms of the word are *Generatio æquivoca*, *Generatio primaria*, *Archigenesis*, *Archebiosis*, etc. The theory has been supported by Pouchet, Haeckel, Huxley, Bastian, and others. Those opposed to the doctrine are called panspermists or heterogenists. The dispute is one of the most fundamental in biology.

Abiological (*ab-bi-o-loy'-ik-al*) [*û* priv.; *βίος*, life; *λόγος*, treatise]. Not pertaining to biology.

Abirritant (*ab-ir'-it-ant*) [*ab*, from; *irritare*, to irritate]. 1. Tending to diminish irritation; soothing. 2. Relating to diminished sensitiveness. 3. A remedy or agent that allays irritation.

Abirritation (*ab-ir-it-a'-shun*) [*ab*, from; *irritare*, to irritate]. Diminished tissue-irritability; atony or asthenia.

Abirritative (*ab-ir'-it-a-tiv*) [*ab*, from; *irritare*, to irritate]. Due to, or characterized by, atony.

Abitus (*ab'-it-us*) [*ab*, from, away; *ire*, to go]. In comparative anatomy, any one of the narrow canals leading from a ciliated chamber to the excurrent canal, as in the higher forms of sponges.

Abjoint (*ab-joint'*) [*abjungere*, to separate]. In biology, to separate by means of a joint or septum.

Abjunction (*ab-jungk'-shun*) [see *Abjoint*]. In biology, the separation by means of a joint or septum, as of spores from a growing hypha in some fungi.

Ab lactation (*ab-lak-ta'-shun*) [*ab*, from; *lactare*, to give suck]. The end of the suckling period. The weaning of a child.

Abblastemic (*ab-blas-tem'-ik*) [*û* priv.; *βλάστημα*, a shoot]. In biology, non-germinal; in no way related to germination.

Abblastous (*ab-blas'-tus*) [*û* priv.; *βλάστος*, not budding, sterile]. In biology, producing no germs or buds.

Ablation (*ab-la'-shun*) [*ablatio*, removal]. Removal of a part of the body, as a tumor, by amputation, excision, etc.

Ablatio retinæ (*ab-la'-she-o ret-in'-e*). Detachment of the retina.

Ablator (*ab-la'-tor*) [L., "remover"]. A cutting in-

strument used in the removal of parts (a name chiefly used in veterinary surgery).

Ablepharia (*ab-blef-ar'-e-ah*) [*û* priv.; *βλεφαρον*, the eyelid]. The condition of the absence of the eyelids.

Ablepharon (*ab-blef-ar-on*) [*û* priv.; *βλεφαρον*, the eyelid]. Congenital absence of the eyelids.

Ablepharous (*ab-blef-ar-u-*) [*û* priv.; *βλεφαρον*, the eyelid]. Having no eyelids.

Ablepsia (*ab-blep'-se-ah*) [*û* priv.; *βλεψω*, without sight]. 1. Blindness. 2. Dulness of perception.

Ablepsy (*ab-blep'-se*). See *Ablypsia*.

Abloom (*a-bloom'*). In biology, the state of being in blossom.

Abluent (*ab-lu-ent*) [*ablucere*, to wash away]. Detergent. That which cleanses or washes away.

Ablution (*ab-lu'-shun*) [*ablucere*, to wash away]. Washing or cleansing the body. Separation of chemical impurities by washing.

Abmortal (*ab-mor-tal*) [*ab*, from; *mors*, death]. Passing from dead or dying to living muscular fiber (us d. of electric currents).

Abnerval (*ab-ner'-val*) [*ab*, from; *nervus*, a sinew]. Passing from a nerve (used of electric currents in muscular fiber).

Abnet (*ab'-net*) [Hebr., a girdle]. A girdle, or girdle-shaped bandage.

Abneural (*ab-nu'-ral*) [*ab*, from; *νεῦρον*, nerve]. Pertaining to a part remote from the neural or dorsal aspect; ventral.

Abnormal (*ab-nor-mal*) [*ab*, away from; *norma*, a law]. Not normal; not conformable with nature or with the general rule. **A. Pigmentation**, any excess, deficiency, or uncommon distribution of the natural pigment cells in the rete mucosum. Sometimes caused artificially either by mechanical means, such as tattooing, or by the reduction and deposition under the epidermis of metallic salts administered as medicine, such as nitrate of silver.

Abnormalism (*ab-nor-mal-izm*) [*ab*, away from; *norma*, a law]. 1. Abnormality. 2. An abnormal thing or structure.

Abnormality (*ab-nor-mal'-i-ty*) [*ab*, away from; *norma*, a law]. The quality of being abnormal; a deformity or malformation.

Abnormity (*ab-nor-mit-ty*). Same as *Abnormality*.

Aboiement (*ab-oi-ment'*) [Fr.]. Barking; the involuntary utterance of barking sounds.

Abolition (*ab-o-lish'-un*) [*abolitio*]. Destruction; cessation; suspension, as of a physiological function.

Abomasum (*ab-o-ma'-sum*) [*ab*, away; *omasum*, paunch]. In biology, the reed or proper digestive stomach of ruminating mammals. It is pyrifrom, lined by smooth mucous membrane, which secretes gastric juice. Also called "fourth," or "true," stomach; dried, it is called rennet and used for coagulating milk.

Aborad (*ab-o'-rad*) [*ab*, away from; *os*, mouth]. Away from the mouth; in an aboral situation or direction.

Aboral (*ab-o'-ral*) [*ab*, away from; *os*, mouth]. Opposite to, or remote from, the mouth.

Aborally (*ab-o'-ral-ly*) [*ab*, away from; *os*, mouth]. In an aboral situation, direction, or manner.

Aborigines (*ab-or-ij'-in-ēz*) [*ab*, from; *origo* (*origin*), origin, beginning]. Primitive, autochthonous, native, indigenous.

Abort (*ab-ort'*) [*abortare*, to miscarry]. 1. To miscarry; to expel the fetus before it is viable. 2. To prevent the full development, as of a disease. 3. To come short of full development. 4. An abortion; an aborted fetus.

Aborticide (*ab-or-tis-ide*) [*abortus*, a miscarriage; *caedere*, to kill]. 1. The killing of the unborn fetus

2. The means of killing the fetus. 3. Causing the destruction of a fetus.

Aborticidium (*ab-or-ti-si-dium*) [*abortus*, a miscarriage; *caedere*, to kill]. Means of killing a fetus.

Abortient (*ab-or-shunt*) [L. *abortionem*, miscarrying]. Abortive; abortifacient.

Abortifacient (*ab-or-shun-ti-fa-sient*) [*abortus*; *facere*, to make]. 1. Causing abortion. 2. A drug or agent inducing the expulsion of the fetus. Ergot, rue, cotton root, and digitalis, are examples. They act by causing uterine contractions. See *Opium* and *Ecbolic*.

Abortion (*ab-or-shun*) [*ab-ortus*, a miscarriage]. The premature expulsion of the ovum before the child is viable, that is, occurring any time before the end of the sixth month. It may be produced by various general diseases, as syphilis, the acute fevers, nephritis, most exhausting diseases; by traumatic, reflex influences, emotional disturbances; by the action of various poisons, as ergot, cantharides, rue, and savin; by diseased conditions of the uterus and displacements of that organ; or by diseases of the fetus, its membranes, or the placenta. The most important symptoms are hemorrhage and pain, with final expulsion of the uterine contents. In the first two months of pregnancy the ovum is usually expelled entire; later the membranes and placenta are retained after the fetus comes away, and must be removed subsequently. By some authors expulsion of the ovum during the first three months is *abortion*; from this time to viability it is termed *immature delivery*, or *miscarriage*, and from the period of viability to that of maturity, *premature delivery*. **A.**, **Artificial**, that produced intentionally. **A.**, **Criminal**, when not demanded for therapeutic reasons. **A.**, **Embryonic**, up to the fourth month. **A.**, **External Causes** of, those acting from without, as violence, pressure, injections, etc. **A.**, **Fetal**, taking place subsequent to the fourth month. **A.**, **Habitual**, repeated *A.* in successive pregnancies. **A.**, **Incomplete**, when the membranes or placenta are retained. **A.**, **Inevitable**, when the embryo or fetus is dead, or when there is an extensive detachment or rupture of the ovum. **A.**, **Internal Causes** of, those due to abnormal conditions or diseases of the mother. **A.**, **Missed**, the death of the fetus and not followed within two weeks by its expulsion. **A.**, **Ovular**, that occurring during the first three weeks after conception. **A.**, **Paternal and Maternal Causes** of, those due to diseases of the father or of the mother respectively. **A.**, **Spontaneous**, that not induced by artificial means.

Abortionist (*ab-or-shun-ist*) [*abortus*, a miscarriage]. One who criminally produces abortions; especially one who follows the business of producing abortions.

Abortive (*ab-or-ti-v*) [*ab-ortus*, a miscarriage]. Prematurely born; coming to an untimely end; incompletely developed; cutting short the course of a disease; abortifacient. **A.** **Epilepsy**. See *Epilepsy*.

Abortus (*ab-or-tus*) [L.]. An aborted fetus; the fruit of an abortion.

Aboulia (*ah-bool-ya*). See *Abulia*.

Aboulomania (*ah-bo-lo-ma-ni-ah*). See *Abulomania*.

Ab ovo (*ab-oh-vo*) [L.]. In biology, from the egg; from the beginning.

Abrachia (*ah-brach-ya*) [*ab-priv.*; *ἄραχιον*, arm]. The condition of an armless monster. In biology, without anterior limbs.

Abrachiocephalia (*ah-brach-ya-se-fa-l-ya*) [*ab-priv.*; *ἄραχιον*, arm; *κεφαλή*, head]. Absence of head and arms from a fetus.

Abrachius (*ah-brach-ya*). A monster without arms. See *Abrahi*.

Abrade (*ah-brad*). [*abradere*, to rub off]. To remove by friction or chafing; to roughen by friction.

Abranchia (*ah-brang-ke-ah*) [*ab-priv.*; *βράχια*, gills]. In biology, a name given to several different groups of animals that have no gills.

Abrasio (*ab-rad-er-si-o*) [L.]. An abrasion. **A. corneæ**, operative removal of the epithelium of the cornea because of diseased conditions.

Abrasion (*ab-rad-zhun*) [*abrasio*; *ab-priv.*; *radere*, to rub]. Excoriation of the cutaneous or mucous surface by mechanical means. In dentistry, the wearing away of the dentine and enamel, or the cutting edges of the teeth, whether by mechanical or chemical means.

Abrador (*ab-rad-zor*) [L. "abradere"]. A surgeon's rasp or xyster; any file or instrument used in the surgical or dental abrasion of a surface; also, a rasp used in pharmacy.

Abric Acid (*ah-brik-as-id*). See *Acid*.

Abrin (*ah-brin*). 1. The chemical ferment or poisonous principle of jequirity, erroneously supposed to be due to a specific microbe. See *Bacillus of jequirity ophthalmia* in Table of Bacteria. 2. A vegetable albuminoid employed in the study of immunity.

Abroma (*ah-brō-mah*) [*ab-priv.*; *βρόμος*, a stink]. A genus of sterculiaceae trees. *A. augusta*, of S. Asia, affords a milky juice, esteemed in dysmenorrhea. Unof.

Abrotanum (*ab-rot-an-um*) [*ἄβροτανον*, an aromatic plant]. The plant called Southern Wood, *Artemisia abrotanum*. See *Artemisia*.

Abrupt (*ab-rup-t*) [*abruptus*, broken off]. In biology, terminating suddenly; truncated.

Abruption (*ab-rup-t-shun*) [*abruptio*, from *ab-* and *rumpere*, to break]. 1. A rupture or tearing asunder. 2. A transverse fracture.

Abrus (*ah-brus*) [*ἄβρος*, pretty]. Jequirity; Indian Licorice. The seeds of *A. precatorius*, or Wild Licorice. Properties are thought to be due to the presence of certain ferments. Non-sterilized infusions applied to the conjunctiva or to any mucous surface induce violent purulent inflammation with growth of false membrane. It is used in producing artificial conjunctivitis. **A. Infusum**: semina iij, aqua dest. ℥ss. Macerate and add aq. ℥ss. All unofficial. **Abri Liquor**, strength 12 per cent.; dilute with 3 to 5 times its bulk of water and apply 2 drops daily. **Abri Pasta**, 1 in 4; used with caution in affections of the skin.

Abscess (*ab-ses*) [*abs-essus*, a departure or separation — of the matter]. A pus-formation within some cavity of the body, the result of localized inflammation. According to location, abscesses are named *Dorsal*, *Iliac*, *Mammary*, *Ischio-rectal*, *Peri-typhliti*, *Retro-pharyngeal*, *Cerebral*, etc. **A.**, **Alveolar**, abscess in the gum or alveolus. **A.**, **Atheromatous**. See *Endarteritis*, *Chronic*. **A. of Brain**, due to local injury, or to suppurative inflammation near or distant, such, especially, as diseases of the ear. The symptoms are those of pressure, impaired function of the part affected, meningitis, headache, optic neuritis, etc. **A.**, **Bursal**, abscess in the bursa, the most frequent being in the bursal patella, commonly called *Housemaid's Knee*. **A.**, **Canalicular**, mammary abscess that communicates with a milk duct. **A.**, **Caseous**, one that contains cheesy materials. **A.**, **Chronic**, or *Cold Abscess*, one of slow and apparently non-inflammatory development, usually about a bone, joint, or gland. **A.**, **Cold**. See *A.*, *Chronic*. **A.**, **Congestive**, the pus appears at a point distant from where it is formed. **A.**, **Constitutional**, due to some systemic disorder. **A.**, **Critical**, occurring at some critical period of an acute disease. **A.**, **Embolitic**, formed in the clot of an embolism. **A.**, **Fecal**, one developing in the rectum or large intestine. **A.**, **Gangrenous**, one attended with death of adjacent parts. **A.**, **Lacunar**, one in the lacune of the urethra. **A.**, **Metastatic**. See *Pyemia*. **A.**, **Miliary**. See

Pyemia. **A.**, Milk, or **A.**, Mammary, one in the female breast. **A.**, Multiple. See *Pyemia*. **A.**, Ossifluent. See *Ossifluent*. **A.**, Perforating, one perforating the cornea, the lung, or other confining wall. **A.**, Phlegmonous, an acute **A.** **A.**, Pointing of, the point where the abscess tends to break through its external confining wall. **A.**, Psoas, one arising from disease of the lumbar, or lower dorsal vertebrae, the pus descending in the sheath of the psoas muscle, and usually pointing beneath Poupard's ligament. **A.**, Pyemic. See *Pyemia*. **A.**, Residual, about the products of some old result of inflammation. **A.**, Root, the root of *Polemonium Reptans*. Alterative, astrigent and expectorant. Dose of fld. ex. ʒ ss-ij. Unof. **A.**, Shirt Stud, retro-mammary abscess concurrent with a subintegumentary abscess, the two sacs communicating by means of a sinus. **A.**, Stercoraceous. See *Fecal A.* **A.**, Symptomatic, one indicative of some other affection. **A.**, Thecal, in the sheaths of tendons. **A.**, Tropical, acute hepatitis terminating in suppuration and abscess formation. **A.**, Tubercular. Same as *A.*, Cold.

Abscession (*ab-sesh'-un*) [*abscessio*, departure]. 1. An abscess; a critical discharge. 2. Metastasis.

Abscissæ (*ab-sis'-se*) [*ab*, away; *scindere*, to cut]. The transverse lines cutting vertical ones at right angles, to show by a diagram the relations of two series of facts, as, e. g., the number of pulse-beats, or the temperature record in given periods of time.

Abscision (*ab-sish'-un*) [*ab*, from; *scindere*, to cut]. Removal of a part, as the prepuce, or a fractured bone, by cutting. Applied particularly to a surgical operation upon a staphylococcal cornea, in which the bulging portion is excised, the parts brought together so that the posterior and chief part of the globe forms a "stump" for an artificial eye. In biology, a term applied to that mode of detachment of spores in fungi which consists in the disorganization of the zone connecting the spores with the hypha.

Absconso (*ab-skou'-se-o*) [*abscondere*, to hide]. A sinus or cavity whether normal or pathological.

Abscence (of mind) (*ab'-sens*) [*absentia*, absence]. Inattention to surroundings; in marked instances it may be a result of central lesions. It is often seen in epileptics and melancholics.

Absentia epileptica (*ab-sen'-she-ah ep-il-ep'-tik-ah*). Brief losses of consciousness occurring in the mild form of epilepsy.

Absinthe (*ab'-sin-th* or *ab-saut'*). See *Absinthium*.

Absinthin (*ab-sin'-thin*) [*absinthium*]. A bitter and crystalline principle obtainable from wormwood. See *Absinthium*.

Absinthism (*ab-sin-th'-izm*). A disease similar to alcoholism, the result of the excessive use of absinthe. It is characterized by general muscular debility and mental disturbances, which may proceed to convulsions, acute mania, general softening of the brain, or general paralysis.

Absinthium (*ab-sin-th'-e-un*) [L.]. Wormwood. The leaves and tops of *Artemisia absinthium*. Contains a volatile oil and an intensely bitter principle, *Absinthin*, $C_{20}H_{28}O$, which is a narcotic poison. A. increases cardiac action, produces tremor and epileptiform convulsions. Dose gr. xx-xl, in infusion. Used as a stomachic tonic. *Absinthe*, a French liquor, is an alcoholic solution of the oil exhibited with oils of anise, marjoram, and other aromatic oils.

Absinthol (*ab-sin-th'-ol*), $C_{10}H_{16}O$. The principal constituent of oil of wormwood; it is isomeric with ordinary camphor.

Absolute Alcohol (*ab'-so-lüt al'-ko-hol'*). See *Al'cohol*.

Absorb (*ab-sorb'*) [*ab*, from; *sorbere*, to suck up]. In

physiology, to suck up or imbibe, as the imbibition performed by the lacteals in the body.

Absorbent (*ab-sor'-b-nt'*) [*absorbere*, to suck in]. In physiology, an organ or part that absorbs, withdraws, or takes up. A term applied to the *Lacteals* and *Lymphatics*, q. v. In materia medica, a drug or medicine that produces absorption or exudation of diseased tissue. In surgery, a substance that mechanically takes up excreted matter, as *A. Cotton*, *A. Sponge*, etc. **A. Glands**. See *Lymphatics*. **A. System**, the lacteals and lymphatics, with their associated glands.

Absorptiometer (*ab-sorp-te-om'-et-er*) [*absorption*; *meter*]. A device for measuring the thickness of the layer of liquid that is taken up between two glass plates by capillary attraction. Used in conjunction with a spectro-photometer, it serves as a hematoscope.

Absorption (*ab-sorpt'-shun*) [*absorbere*, to suck in]. The permeation or imbibition of one body by another. The process whereby nourishment, medicines, morbid products of tissue metamorphosis, etc., are taken up by the lymphatic and venous systems. In ophthalmology the process by which the lens is disintegrated and carried off after the capsule has been ruptured. **A. Lines or Bands**, the lines of the spectrum, called Fraunhofer's lines; they are dark lines caused by the arrestation or absorption of the ethereal waves of certain lengths and rapidities, mainly by vapors of the sun's atmosphere. **A. of Composition, or External Absorption**, the taking up of material by the skin or mucous surfaces. **A.**, Cutaneous, absorption by the skin. **A.**, Disjunctive, the removal of living tissue around a necrosed mass, and its consequent separation from its surroundings. **A.**, Interstitial, the removal by the absorbent system of effete matters. **A. Method**, to determine whether or not hematuria is due to lesion of the bladder. It is based on the fact that the undened surface of the bladder will not absorb foreign substances. Fifteen grains of potassium iodid are injected into the bladder, and fifteen minutes later the saliva is examined for iodine. If found, it is an indication of an unhealthy state of the bladder. **A.**, Progressive, atrophy of a part due to pressure. **A.**, Pulmonary, the taking up of oxygen, or of vapors (as of ether), by the lungs. **A.**, Venous, absorption by the veins.

Absorptive (*ab-sorpt'-tiv*) [*absorbere*, to suck in]. Having the power or function of absorbing.

Absorptivity (*ab-sorpt-tiv'-i-ty*) [*absorbere*, to suck in]. The power or quality of being absorbent.

Abstemiousness (*ab-st'-me-us-ness*) [*abs*, from; *tenere*, wine]. Abstinence from wine. Temperance or moderation in matters of diet.

Abstention (*ab-sten'-shun*) [*abstentio*, retention]. An act of abstinence, or of abstaining; retention; constipation.

Abstergent (*ab-st-r'-jent*) [*abs*, from; *tergere*, to cleanse]. Cleansing, detergent. See *Detergent*.

Abstersive (*ab-st-r'-siv*) [*abstersiva*]. Abstergent.

Abstinence (*ab-stin-en*) [*abs*, from; *tenere*, to hold or keep]. Privation or self-denial in regard to food, liquors, etc. See *Fast'ng*.

Abstract (*ab'-trakt*) [*abtrahere*, to draw away; *Abstractum*; *gen.*, *Abstracti*; *pl.*, *Abstracta*]. In pharmacy, a solid preparation in which two parts of the drug are represented by one part of the abstract (which is compounded with milk-sugar). Abstracts are double the strength of fluid extracts. They are permanent, but should be kept in a cool place.

Abstraction (*ab-strakt'-shun*) [*abstractio*, a drawing away]. Blood-letting. Also, attention to one idea to the exclusion of others. Generalization or classi-

fication of the qualities common to the individuals of a group. In pharmacy, the process of distillation.

Abstractitious (*ab-strak'tish'-us*) [*abstrahere*, to draw away]. Susceptible of being abstracted without change from another substance; derived or derivable by abstraction.

Abstractum (*ab-strak'tum*) [*pl.*, *Abstracta*]. An abstract. See *Abstract*.

Abstriction (*ab-strak't-shun*) [*ab*, from; *stringere*, to bind]. Spore formation in lower cryptogams characterized by decided constriction of the walls at the place of division.

Absus (*ab'-us*) [*L.*]. The plant *Cassia absus* of India and Egypt. Its seeds are locally employed in the treatment of ophthalmia, and are regarded as depurative. Unof.

Abterminal (*ab-ter'min-al*) [*ab*, from; *terminus*, end]. Passing from tendinous into muscular tissue (used of electric currents).

Abulia (*ab-bu'l-ah*) [*á priv.*; *βουλή*, will]. Loss or defect of will power.

Abulic (*ab-bu'l-ik*). Characterized by or affected with abulia; of defective will-power.

Abulomania (*ab-bu-lo-ma'ne-ah*) [*á priv.*; *βουλή*, will; *μανία*, madness]. A disease of the mind characterized by imperfect or lost will-power.

Abumbrella (*ab-um-brul'-shun*) [*ab*, from; *umbrella*, the disc of acalephs]. In biology, a term applied to the surface of the velum, it being turned away from the disc, in medusae. Opposite of *Adumbrella*.

Abuta (*ab-bu't-ah*) [*L.*]. A genus of menispermaceous plants. *A. amara*, affords false pareira brava, and *A. rufescens* is the so-called white pareira brava. Both are S. American. Unof.

Abutilon (*ab-ut-il-on*) [*L.*]. A genus of malvaceous plants. *A. arvense*, common in the U. S. (velvet-leaf Indian mallow); is demulcent, and is a safe remedy for diarrhea. Unof.

Abvacuation (*ab-vak-u-a'-shun*). Same as *Abvacuation*, *q. v.*

Abysmal (*ab-biz'-mal*) [*abyssus*, abyss-m]. Fathomless. Pertaining to great depths in the ocean. See *Abyssal*.

Abyssal (*ab-bis'al*) [*ἄβυσσος*, without bottom]. In biology, refers to plants and animals inhabiting the depths of the ocean between 100 and 1000 fathoms.

A. Theory of Light, an hypothesis assuming the importance of phosphorescence and of luminous organs in fishes and other animals in depths of the ocean where no sunlight penetrates.

Acacia (*ah-kal'-she-ah*) [*L.*; *Gr.*, *ἀκασία*]. 1. A large genus of leguminous trees, shrubs, and herbs, many of them Australian or African. Many of the species are medicinal, and some are poisonous. The bark is usually very astringent. Gum arabic is produced by various species, mostly either African or Asiatic. 2. **A. anthelmintica**. See *Mucanin*. *A. catechu*. See *Catechu*. *A. lebbek*, *A. nilotica*, *A. vera*, and *A. senek*, are among the species that furnish gum arabic. 3. Gum Arabic. A nearly white transparent gum exuding from *Acacia Senegal*. Soluble in water. Used in the manufacture of mucilage. Contains *Arabin*, $C_{12}H_{22}O_{11}$, identical in composition with cane-sugar. **A. Mucilage**, acacia 34, water 100 parts; incompatible with alcoholic tinctures. **A. Syrup**, mucilage 25, syrup simp. 75. Used in various mixtures as a demulcent and to suspend insoluble powders.

Acajou (*ak a' ho'je*). See *Cashua*.

Acaleph (*ak'al-eh*) [*ἀκαλήφης*, a nettle, a sea-nettle]. In biology, one of the acalephs, or sea nettles; a medusa, a sea-blubber.

Acalephoid (*ak-al-eh'-oid*) [*ἀκαλήφης*, a nettle, a sea-nettle]. Resembling an acaleph.

Acalycal (*ah-kal'-ik-al*) [*á priv.*; *κάλυξ*, calyx]. In biology, used to describe stamens inserted upon the receptacle, not adherent to the calyx.

Acalycine (*ah-kal'-is-in*) [*á priv.*; *κάλυξ*, calyx]. In biology, lacking a calyx, acalycinous.

Acalyculate (*ah-kal'-ik'-u-lat*) [*a priv.*; *calyculus*, a calyche]. In biology, having no calyche, or accessory calyx.

Acalypha (*ah-kal'-ij-ah*) [*ἀκαλίφης*, unveiled]. A genus of euphorbiaceous plants. **A., Ext., Liq.** Dose $\text{℥ x-}\overline{5}$. *A. fruticosa*, of India, is useful in dyspepsia and diarrhea, and is tonic and alterant. *A. hispidula* has similar uses. *A. indica*, a euphorbiaceous plant, common in India. The leaves are expectorant, emetic, laxative. **A. Succus.** Dose for an infant $\overline{3}$. Unof. *A. virginica*, of North America, is diuretic and expectorant.

Acamathesia (*ak-am-ath-eh'-ze-ah*) [*ἀκαμάθησις*]. Same as *Akatamathesia*.

Acamathesis (*ak-am-ath-eh'-sis*) [*ἀκαμάθησις*]. Same as *Akatamathesia*.

Acampsia (*ah-kamp'-se-ah*) [*á priv.*; *κάμπτεω*, to bend]. Inflexibility of a limb.

Acanceous (*ak-an-a'-se-us*) [*ἄκανος*, a prickly shrub]. In biology, beset with prickles, as the edges of some leaves.

Acantha (*ak-an'-thah*) [*ἄκανθα*, a thorn]. In botany, a thorn or prickle; in zoology, a spine or fin ray; in anatomy, a vertebral process.

Acanthæsthesia (*ak-anth-es-theh'-ze-ah*). See *Akanthæsthesia*.

Acanthia lectularia (*ak-an'-the-ah lek-chu-la'-re-ah*) [*L.*]. The common bedbug.

Acanthial (*ak-an'-the-al*) [*ἄκανθιον*, a little thorn]. Pertaining to the acanthion.

Acanthichthyosis (*ak-anth-ik-the-oh'-sis*) [*ἄκανθιον*, a little thorn; *ἰχθύς*, a fish]. *Ichthyosis spinosa*, *q. v.*

Acanthion (*ak-an'-the-on*) [*ἄκανθιον*, a little thorn]. See *Cranionometrical Points*.

Acanthocarpus (*ak-anth-o-kar'-pus*) [*ἄκανθα*, a thorn; *καρπός*, fruit]. In biology, spiny-fruited.

Acanthocephala (*ak-an-tho-sef'-al-ah*) [*ἄκανθα*, spine; *κεφαλή*, head]. An order of parasitic worms, characterized by a thorny armature of the head and proboscis. They are generally grouped in one genus, *Echinorhynchys*. They infest pigs, birds, and fishes, and in their larval stage live in crustaceans.

Acanthocephalous (*ak-anth-o-sef'-al-us*) [*ἄκανθα*, a spine; *κεφαλή*, head]. In biology, spiny-headed.

Acanthocladius (*ak-anth-ok'-lud-us*) [*ἄκανθα*, a spine; *κλάδος*, a branch]. In biology, possessing spiny branches.

Acanthoid (*ak-an'-thoid*) [*ἄκανθα*, a spine]. Resembling a spine, or spicula; spinous.

Acanthological (*ak-anth-o-loj'-ik-al*) [*ἄκανθα*, a spine; *λόγιον*, to speak]. In biology, pertaining to the knowledge of spines.

Acantholysis (*ak-an-thol'-is-is*) [*ἄκανθα*, prickle; *λίσις*, a loosening, a wasting]. Any skin disease in which there is an atrophy of the prickle-layer. **A. Bullosa**. See *Epidermolysis*.

Acanthoma (*ak-anth-oh'-mah*) [*ἄκανθα*, a spine; *ματῆς*, *Acanthomata*]. A localized excessive growth in any part of the prickle-cell layer of the skin.

Acanthomastic (*ak-anth-o-mas'-tik*) [*ἄκανθα*, a spine; *μαστῆς*, mastic]. A gum produced by *Atractylis gummifera*, a plant of the Mediterranean region; valued in the Oriental countries. Unof.

Acanthopelvis (*ak-anth-o-pe'l'-vis*) [*ἄκανθα*, thorn; *πέλις*, pelvis]. Same as *Acanthopelys*.

- Acanthopelys** (*ak-anth-ōp'el-is*) [*ákavtha*, thorn; *πέλις*, pelvis]. A pelvis that is encroached upon by exostoses.
- Acanthoporous** (*ak-anth-ōff'or-us*) [*ákavtha*, a spine; *ὄρεον*, to bear]. In biology, bearing or producing spines or thorns.
- Acanthopod** (*ak-anth'ō-pod*) [*ákavtha*, a spine; *ποῖς*, foot]. In biology, an animal with spiny feet, or spine-like claws.
- Acanthopterous** (*ak-anth-ōp'ter-us*) [*ákavtha*, a spine; *πτέρον*, a wing]. In biology, having spiny wings or fins.
- Acanthosis** (*ak-anth-ō'sis*) [*ákavtha*, thorn]. Any skin disease marked by abnormalities in the prickle-cell layer. *A. Nigricans*, a general pigmentation of the skin, with papillary, mole-like growths; a rare condition.
- Acanthus** (*ak-anth'us*) [*ákavthos*, a spine]. A genus of European herbs. *A. mollis* and *A. spinosa* were formerly much esteemed as vulnerary, antidyenteric and antihetic remedies; they are demulcent and mucilaginous. Unof.
- Acapsular** (*ah-kap'su-lar*) [*û* priv.; *capsula*, a small box or capsule]. In biology, destitute of a capsule.
- Acardia** (*ah-kar'de-ah*) [*û* priv.; *καρδία*, heart]. A monstrosity without heart, developed simultaneously with a normal fetus.
- Acardiæ** (*ah-kar'de-ak*) [*û* priv.; *καρδία*, heart]. 1. Having no heart. 2. A fetus with no heart. See *Acardiæcus*.
- Acardiæcus** (*ah-kar'de-ak-us*) [*û* priv.; *καρδία*, heart]. See *Acardiæ*. A synonym, employed mainly by the German writers, for omphalosite. The term was adopted because of the frequent absence of the heart in this condition. **A. Acornus**. See *Asomata*. **A. Anceps**. Same as *Paracephalus*, *q. v.*
- Acariohæmia**, or **Acariohæmia** (*ah-kar-de-o-he-me-ah*) [*û* priv.; *καρδία*, heart; *αἷμα*, blood]. Lack of blood in the heart.
- Acardionervia** (*ah-kar-de-o-ner'ze-ah*) [*û* priv.; *καρδία*, heart; *νεῦρον*, a sinew]. Diminished nervous action or nerve-stimulus in the heart.
- Acardiotrophia** (*ah-kar-de-o-trō'fo-ah*) [*û* priv.; *καρδία*, heart; *τροφή*, nutrition]. Atrophy of the heart.
- Acarian** (*ah-kar're-an*) [*ákariç*, small, tiny]. Of or pertaining to the acarids or mites.
- Acariasis** (*ak-ar-i'as-is*) [*û* priv.; *κείρειν*, to cut]. See *Mange*.
- Acaricidal** (*ak-ar-is-i'nal*) [*ákariç*, small, tiny; *cædere*, to kill]. Destructive of acarids, or mites.
- Acaricide** (*ak-ar'is-id*) [*ákariç*, small, tiny; *cædere*, to kill]. An agent that destroys acarids.
- Acarid**, **Acaridan** (*ak-ar'id*, *ak-ar'id-an*) [*ákariç*, small, tiny]. Pertaining to *Acarus*.
- Acarina** (*ak-ar-i'nal*) [L.]. An order of insects (mites) with stout bodies, having the unjointed abdomen consolidated with the head and thorax, with biting, sucking, or puncturing mouth-organs, breathing mostly by means of tracheæ.
- Acarinosis** (*ak-ar-in-ō'sis*) [*acarus*, a mite]. Any disease, as the itch, produced by a mite, or acarid.
- Acarodermatitis** (*ak-ar-ō-der-mat-i'tis*) [*acarus*, a mite; *dermatitis*]. Dermatitis dependent upon or caused by acari, or mites.
- Acaroid** (*ak-ar-oid*) [*Acarus*, a mite]. Mite-like. **A. Gum**, Botany Bay Gum; *Resina lutea*. An aromatic resin used in Australia as a remedy for gastric troubles, intestinal catarrhs, diarrhæas, etc. Dose grs. viij-xvj, in alcoholic solution. Unof. **A. Resin**, Black Boy Gum. The resin of various species of *Xanthorrhæa*, *q. v.* Benzoic acid is prepared from it, and it is said to have the properties of storax, and balsam of Peru.
- Acarotoxic** (*ak-ar-ō-tox'ik*) [*acarus*, a mite; *τοξικον*, a poison]. Poisonous, or destructive, to acari.
- Acarpæ** (*a-kar'pæ*) [*û* priv.; *καρπος*, fruit]. A name proposed for a group of skin diseases in which there are no papules, tubercles, or elevated points.
- Acarpous** (*ak-ar'pus*) [*û* priv.; *καρπος*, fruit]. Having no elevations; not nodular. In biology, producing no fruit; sterile, barren.
- Acarus** (*ak'ar-us*) [*û* priv.; *κείρειν*, to cut (because so small): *pl.*, *Acari*]. The mite, or tick, a parasite of man and animals. *A. autumnalis* the harvest-bug, now called *Leptus autumnalis*. *A. folliculorum*. See *Steatozoön*. *A. scabiei*. See *Scabies*.
- Acatalepsy** (*ah-kat'al-ep-se*) [*û* priv.; *καταλαμβάνειν*, to understand]. 1. Uncertainty in diagnosis. 2. Mental impairment; dementia.
- Acataleptic** (*ah-kat'al-ep'tik*) [*û* priv.; *καταλαμβάνειν*, to understand]. Uncertain; doubtful (used of a prognosis or a diagnosis of a disease).
- Acatamathesia** (*ah-kat-am-ath'ze-ah*) [*û* priv.; *καταμάθησις*, understanding]. 1. Inability to understand conversation, due to mental disorder. 2. A morbid blunting of the perceptions; as in psychical deafness, or psychical blindness.
- Acataphasia** (*ah-kat-af'ze-ah*) [*û* priv.; *κατά*, after; *φάσις*, utterance]. A disorder in the syntactical arrangement of uttered speech, due to some central lesion.
- Acataposis** (*ah-kat-af'ō-sis*) [*û* priv.; *κατά*, down; *πίσις*, a drinking, a swallowing]. A difficulty in swallowing; dysphagia.
- Acatastasia** (*ah-kat-as-ta'ze-ah*) [*ákataστασία*]. Absence of regularity, or of fixed character, in the course of a disease, or in the nature of an excretion.
- Acatastatic** (*ah-kat-as-tat'ik*). Marked or characterized by acatastasia; irregular; not of definite type.
- Acatharsia** (*ah-kath-ar'ze-ah*) [*ákathαρσία*, uncleaned state]. Impurity; foulness; need of purgation, or cleansing.
- Acaudal** (*ah-kar'e-dal*) [*û* priv.; *cauda*, a tail]. Acaudate, ecaudate, tailless, amrous.
- Acaudate** (*ah-kar'e-dat*). Same as *Acaudal*.
- Acaules** (*ah-kar'le-z*) [*û* priv.; *caulis*, a stem]. Plants which, as in the case of lichens, algae, etc., lack a stalk, or have it but very indistinctly developed.
- Acaulescence** (*ah-kar'le-zen-s*) [*û* priv.; *caulis*, a stalk]. In biology, plants wherein the growth of the main stem is arrested. Also *Acaulosia*.
- Acaulescent** (*ah-kar'le-zen-t*) [*û* priv.; *caulis*, a stalk]. In botany, stemless.
- Acaulosia** (*ah-kar'le-ze-ah*) [*û* priv.; *caulis*, a stalk]. See *Acaulescence*.
- Accelerans Nerve** (*ak-sel'er-ans*) [L.]. A nerve from the accelerans center in the medulla to the heart, inter-mediating acceleration of its rhythm.
- Acceleration** (*ak-sel'er-a'shun*) [*acceleratio*]. Quickening, as of the pulse, or of the respiratory function. In biology, the term applied to change of structure during growth brought about by the addition of parts, either by "homotopy" or by "heterotopy."
- Accelerative Epilepsy** (*ak-sel'er-a-tiv'ep'il-ep-se*). See *Epilepsy*.
- Accelerator Urinæ** (*ak-sel'er-a-tor u-ri-næ*) [L.]. A muscle of the penis whose function is to expel the last drops in urination, to expel the semen, and to assist erection. The sphincter vaginae is its analogue in the female. See *Muscles*, *Table of*.
- Accentuation** (*ak-sen-tu-a'shun*) [*accentuare*]. A term applied to the heart sounds, generally the second, when they are louder, because of an increased blood-tension in the vessels, giving rise to a forcible elastic recoil of the latter with abrupt closure of the valves.

Access (*ak'-ses*) [*accessus*, an approach]. 1. An attack of a disease. 2. The return of a fit, or paroxysm. 3. Cohabitation.

Accessiflexor (*ak-ses-e-fleks'-or*) [*accessus* and *flexor*]. An accessory flexor muscle.

Accession (*ak-sesh'-un*) [*accessio*; *ad*, to; *cedere*, to go]. The assault, beginning, or onset of a disease, or of a stage of the same; applied especially to a recurrence of periodical disease.

Accessive (*ak-ses'-iv*) [*accessio*]. Marked or characterized by sharp and sudden accessions or paroxysms.

Accessorium (*ak-ses-so'-re-um*) [L.]. An accessory part; an adjunct, or appendage.

Accessory (*ak'-ses-o-ry*, or *ak'-se'-o-ry*) [*accessorius*].

A term applied to certain glands, muscles, ducts, nerves, arteries, *etc.*, that are often inconstant, but always auxiliary in function, course, *etc.*, to the principal. Certain small muscles, as the lumbricales, are regarded as accessory to more important muscles. In biology, something additional; as an accessory bud, fruit, or plume. **A. Buds**, in botany, buds that are developed by the side of, or above, the normal axillary bud. **A. Fruits**, in botany, those fruits a considerable portion of whose substance is distinct from the seed-vessel and formed of the accrescent and succulent calyx, or torus, or receptacle, bracts, *etc.* **A. Gland of Rosenmüller**. See *Gland*. **A. Gland of the Pancreas**, *Brunner's Glands*, *q. v.* **A. of the Parotid**, the *Socia Parotidis*, *q. v.* **A. Valves**, in zoölogy, small additional valves which occur in certain forms, as the accessory valves placed near the umbones of the genus *Pholas* among the *Mollusca*.

Accident (*ak'-se-dent*) [*accidere*, to occur]. 1. In legal medicine, an event occurring to an individual without his expectation, and without the possibility of his preventing it at the moment of its occurrence. 2. An intercurrent or complicating symptom or event, not to be looked for in the regular progression of an attack of disease.

Accidental (*ak'-s-dent'-al*) [*accidentalis*]. 1. Due to, or caused by, an accident. 2. Intercurrent; having no essential connection with other conditions or symptoms. **A. Hemorrhage**. See *Hemorrhage*.

Accidentalism (*ak-se-dent'-al-ism*) [*accidentalis*]. That theory of medicine that ignores pathology and etiology, and attends only to the symptoms or accidental features of disease.

Accidentalist (*ak-se-dent'-al-ist*) [*accidentalis*]. One who advocates or follows accidentalism.

Accipiter (*ak-sip'-it-er*) [L., a "hawk"]. A facial bandage with tails radiating like the claws of a hawk.

Acclimate (*ak-klí'-mat*) [*ad*, to; *clima*, a climate]. To accustom to a new or untried climate.

Acclimatation (*ak-klí-mat'-a'-shun*), or

Acclimation (*ak-klí-mat'-shun*). See *Acclimatization*.

Acclimatization (*ak-klí-mat-iz'-a'-shun*) [*ad*, to; *clima*, climate]. The process of becoming accustomed to the climate, soil, water, *etc.*, of a country to which a plant, animal, person, or a people has removed.

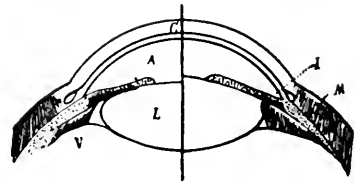
Acclimatize (*ak-klí-mat-iz*) [*ad*, to; *clima*, climate]. See *Acclimate*.

Acclivis (*ak-klí'-vis*) [L., "sloping"]. The *Obliquus internus* muscle of the abdomen.

Accommodation (*ak-om-o-dá'-shun*) [*accommodare*, to adjust]. Adaptation or adjustment. Adaptation of the fetus to the uterus and birth-canal. **A.**,

Absolute, the accommodation of either eye separately. **A.**, **Anomalies of**, departures from the normal in the action of the mechanism of accommodation. **A.**, **Histological**, the occurrence of changes in the morphology and function of cells following

changed conditions. **A.**, **Negative**, the eye passive or at rest. **A. of the Eye**, that function of the ciliary muscle and lens whereby objects at different distances are clearly seen. It depends upon the inherent elasticity of the lens, which when the ciliary muscle of an emmetropic eye is at rest is adapted to the proper focalization of parallel rays of light, or of such rays as proceed from an infinite distance, or from the horizon of the observer. Objects nearer, to be clearly seen, require a greater refracting power on the part of the eye because the rays from such objects are more divergent. This additional refracting power is gained by an increased antero-posterior diameter of



the lens, *L.* (*illustration annexed*) brought about by the contraction of the ciliary muscle, *M*, which occasions a loosening of the suspensory ligament and a thickening of the lens by its own elasticity. **A.**, **Paralysis of**, paralysis of the ciliary muscle. **A.**, **Phosphenes**, the peripheral light streak seen in the dark after the act of accommodation. **A.**, **Range of**, the distance between the *Punctum proximum*, or nearest of distinct vision, and the *Punctum remotissimum*, or the most distant point. **A. Theory**, a theory that ascribes the production of myopia to a distention of the posterior portion of the sclera from the increased intra-ocular pressure dependent upon frequently repeated accommodation of the eyes.

Accompaniment (of the Cataract) (*ak-um'-pan-e-ment*). An old name for secondary or recurrent capsular cataract; opacity of the capsule following an operation for cataract.

Accouchée (*ak-koo'-shay*) [Fr., *a*, to; *couche*, a bed]. A woman delivered of a child.

Accouchement (*ak-koosh'-mong*) [*ad*, to; *couche*, bed]. The French term for labor, or delivery of a child. The act of childbirth. **A. Forcé**, rapid and forcible delivery with the hand during severe hemorrhage.

Accoucheur (*ak-koo'-shur*) [Fr.]. A man-midwife.

Accoucheuse (*ak-koo'-shuz*) [Fr.]. A midwife.

Accrementitial (*ak-re-men-tish'-al*) [*accrescere*, to increase]. In biology, of or pertaining to the process of accrementation.

Accrementition (*ak-re-men-tish'-un*) [*ad*, to; *crecere*, to grow]. A growth in which increase takes place by interstitial development from blastema, and also by reproduction of cells by fission. The production or development of a new individual by the separation of a part of the parent; gemmation.

Accrescent (*ak-res'-ent*) [*accrescere*, to grow]. In biology, refers to those parts connected with the flower which increase in size after flowering, as frequently occurs with the calyx, involucre, *etc.*

Accrete (*ak-ret*) [*accrescere*; *accrescere*, to increase, grow]. In biology, grown together.

Accretion (*ak-ret'-shun*) [*ad*, to; *crecere*, to increase]. A term denoting the manner by which crystalline and certain organic forms increase their material substance. Also, the adherence of parts that are normally separate.

Accumbent (*ak-um'-bent*) [*ad*, to; *cumbere*, to lie down]. In biology, lying against a thing. Cotyledons

- are accumbent when the edges of their applied faces lie against the radicle.
- Accumulator** (*ak-ū'-mu-la-tor*) [*accumulare*, to heap up]. An apparatus to store electricity.
- A. C. E. Mixture.** An anesthetic mixture composed of alcohol 1 part, chloroform 2 parts, ether 3 parts. See *Anesthetic*.
- Acedia** (*ah-se'-de-ah*) [*ἀκηδία*]. A certain form of melancholia.
- Acelius** (*ah-se'-le-us*) [*ἄ priv.*; *κοιλία*, the belly]. Without a belly; applied to those extremely emaciated.
- Acelomatous** (*ah-sef-ol'-mat-us*) [*ἄ priv.*; *κοιλία*, a hollow]. In biology, destitute of a perivisceral cavity or coelum.
- Acelomi** (*ah-se'-lo-mi*) [*ἄ priv.*; *κοιλία*, the belly]. In biology, worms destitute of a perivisceral cavity, as tapeworms.
- Acelomous** (*ah-se'-lo-mus*). See *Accelomatous*.
- Acelous** (*ah-se'-lus*) [*ἄ priv.*; *κοίλος*, hollow]. Without intestines; anenterous.
- Acenaphthene** (*as-en-af'-thēn*) [*acetius*: naphthalene], C₁₂H₁₀. A hydrocarbon that occurs in coal tar, and separates on cooling from the fraction boiling at 260-280° C. It crystallizes from hot alcohol in long needles melting at 95° C. and boiling at 277° C.
- Acentric** (*ah-sen'-trik*) [*ἄ priv.*; *κέντρον*, center]. Not centric; not originating in, or pertaining to, a nerve-center; peripheric.
- Aceognosia** (*as-eg-uo'-se-ah*) [*ἄκος*, a remedy; *γνώσις*, knowledge]. A knowledge of remedies.
- Aceology** (*as-e-ol'-o-je*) [*ἄκος*, ἄκος, a remedy; *λόγος*, a discourse]. Therapeutics; medical and surgical treatment of disease; acology.
- Acephalan** (*ah-sef'-al-an*) [*ἄκεφαλος*, headless]. An acephal, one of the *acephala*, or pertaining to such. A lamellibranchiate mollusc.
- Acephalemia**, or **Acephalhemia** (*ah-sef-al-e'-me-ah*) [*ἄ priv.*; *κεφαλή*, head; *αἷμα*, blood]. Deficiency of blood in the head.
- Acephalia** (*ah-sef-al'-le-ah*) [*ἄ priv.*; *κεφαλή*, head]. In teratology, the absence of the head.
- Acephalism** (*ah-sef'-al-izm*) [*ἄ priv.*; *κεφαλή*, head]. See *Acephalia*.
- Acephalobrachia** (*ah-sef-al-o-brā'-ke-ah*) [*ἄ priv.*; *κεφαλή*, head; *βραχίον*, arm]. In teratology, absence of the head and arms.
- Acephalobrachius** (*ah-sef-al-o-brā'-ke-us*) [*ἄ*; *κεφαλή*; *βραχίον*]. A monster with neither head nor arms.
- Acephalocardia** (*ah-sef-al-o-kar'-de-ah*) [*ἄ priv.*; *κεφαλή*, head; *καρδία*, heart]. Absence of the head and heart.
- Acephalocardius** (*ah-sef-al-o-kar'-de-us*) [*ἄ*; *κεφαλή*; *καρδία*]. A monster with neither head nor heart.
- Acephalochiria** (*ah-sef-al-o-ki'-re-ah*) [*ἄ priv.*; *κεφαλή*, head; *χείρ*, hand]. Absence of the head and hands.
- Acephalochirus** (*ah-sef'-al-o-ki'-rus*) [See *Acephalochiria*]. A monster with neither head nor hands.
- Acephalocyst** (*ah-sef'-al-o-sist*) [*ἄ priv.*; *κεφαλή*, head; *κύστις*, a bladder]. The bladder-worm. A headless, sterile hydatid, found in the liver and other organs. *A. racemosa*, the hydatid mole of the uterus.
- Acephalogaster** (*ah-sef-al-o-gas'-ter*) [*ἄκεφαλός*, headless; *γαστήρ*, belly]. A monster with neither head nor stomach.
- Acephalogasteria** (*ah-sef-al-o-gas-tō'-re-ah*). Absence of the head and stomach. See *Acephalogaster*.
- Acephalophoran** (*ah-sef-al-ōff'-o-ran*) [*ἄ priv.*; *κεφαλή*, head; *φέρειν*, to bear]. In biology, a member of DeBlainville's group of molluscs, *Acephalophora*.
- Acephalopodia** (*ah-sef-al-o-pō'-de-ah*) [*ἄ priv.*; *κεφαλή*, head; *πούς*, foot]. Absence of the head and feet.
- Acephalopodium** (*ah-sef-al-o-pō'-de-us*). A monster with neither head nor feet. See *Acephalopodia*.
- Acephalorrhachia** (*ah-sef-al-o-ra'-ke-ah*) [*ἄ priv.*; *κεφαλή*, head; *ῥάχις*, spine]. Absence of the head and vertebral column.
- Acephalostomia** (*ah-sef-al-o-stō'-me-ah*) [*ἄ priv.*; *κεφαλή*, head; *στόμα*, mouth]. Absence of the head, with a mouth-like opening on the superior aspect.
- Acephalostomus** (*ah-sef-al-ōs'-to-mus*) [*ἄ priv.*; *κεφαλή*; *στόμα*]. A monster with no head, but with a mouth-like aperture. See *Acephalostomia*.
- Acephalothoracia** (*ah-sef-al-o-tho-ra'-se-ah*) [*ἄ priv.*; *κεφαλή*, head; *θώραξ*, chest]. Absence of the head and thorax.
- Acephalothorus** (*ah-sef-al-o-tho'-rus*). A monster without head or thorax. See *Acephalothoracia*.
- Acephalous** (*ah-sef'-al-us*) [*ἄκεφαλός*, headless]. Headless.
- Acephalus** (*ah-sef'-al-us*) [*ἄ priv.*; *κεφαλή*, head]. 1. A species of omphalositic monsters characterized by complete absence of the head and usually of the upper extremities. It is the commonest condition among the omphalositic. 2. A variety of the above species marked by the highest form of development. The head is absent, but there is at least one superior extremity, and the thorax is generally fairly well-developed.
- Acer** (*a'-ser*). A genus of sapindaceous trees and shrubs; the maples. *A. saccharinum*, the Sugar Maple of North America, affords a large commercial supply of sugar. *A. rubrum*, the Red Maple, has an astringent inner bark. *A. pennsylvanicum*, Striped Maple, is said to be antemetic and alterative. Unof.
- Aceras** (*as'-er-as*) [*ἄ priv.*; *κίραξ*, horn, spur]. A genus of orchids. *A. anthropophora* (green-man, man-orchid) has sudorific leaves, and the bulbs are used as salep. Unof.
- Acerates** (*as-er-a'-tēz*) [*ἄ priv.*; *κίραξ*, horn]. A genus of asclepiadaceous plants, regarded by some as a section of the genus *Gomphocarpus*. *A. decumbens*, of New Mexico, is said to cure snake bites. *A. longifolia*, of the U. S., is diaphoretic. Unof.
- Aceratophorous** (*ah-se-ra-toj'-o-rus*) [*ἄ priv.*; *κίραξ*, horn; *φέρειν*, to bear]. In biology, hornless, muley. Cf. *Acerous*.
- Aceratosis** (*ah-ser-at-ō'-sis*) [*ἄ priv.*; *κίραξ*, horn]. Deficiency or imperfection of corneous tissue.
- Acerb** (*as-erb'*) [*acerbus*, bitter]. Having a bitter, astringent and pungent taste; as certain drugs.
- Acerbity** (*a-serb'-it-ē*) [*acerbitus*, sharpness, sourness]. Acidity combined with astringency.
- Aceric** (*as-er'-ik*) [*acer*, a maple tree]. Pertaining to, or found in the maple; as aceric acid.
- Aceride** (*as'-er-id*) [*ἄ priv.*; *cera*, wax]. An ointment or plaster containing no wax.
- Acerose** (*as'-er-ōs*) [*acer*, *acer*], chaff]. In botany, chaffy; needle-shaped, as pine needles.
- Acerotous** (*ah-ser'-o-tus*) [*ἄ priv.*; *κίραξ*, wax]. Containing no wax; said of ointments and plasters.
- Acerous** (*as'-er-us*) [*ἄ priv.*; *κίραξ*, a horn]. In biology, having undeveloped, minute, or no horns or antennae; aceratophorous.
- Acervate** (*as-er'-vat*) [*acervulus*, *p. p.* of *acervure*, to heap upon]. In biology, growing in heaps or clusters.
- Acervuline** (*as-er'-vu-lin*) [*acervulus*, a heap]. Agminated, or aggregated; as certain mucous glands.
- Acervulus**, or **Acervulus cerebri** (*as-er'-vu-lus ser'-e-bri*). Concretionary matter near the base of the pineal gland, consisting of alkaline phosphates and carbonates, with amyloid matter; brain-sand.
- Acescence** (*as-es'-ens*) [*acescere*, to grow sour]. 1. The process of becoming sour; the quality of being

- somewhat sour. 2. A disease of wines, whereby they become sour owing to the agency of *mycoderma aceti*.
- Acescency** (*as-est'-en-se*). See *Acescence*.
- Acescent** (*as-est'-ent*) [*acesco*, to become sour]. Somewhat acid or tart; acidulous.
- Aceta** (*as-est'-tah*). Plural of *Acetum*, *q. v.*
- Acetable** (*as-est'-a-b'l*) [*acetabulum*, a small cup]. An old name for the *acetabulum*.
- Acetabular** (*as-est'-ab' u-lar*) [*acetabulum*, a small cup]. Pertaining to the acetabulum.
- Acetabuliferous** (*as-est'-ab-u-lif'-er-us*) [*acetabulum*, a small cup; *ferre*, to bear]. Having suckers, as the arms of cuttle-fishes and squids.
- Acetabuliform** (*as-est'-ab' u-l-er-form*) [*acetabulum*, a small cup; *forma*, form]. Having the form of the acetabulum, or of a shallow cup; cotyloid, or glenoid.
- Acetabulum** (*as-est'-ab' u-lum*) [L., a small cup or measure]. In biology, any cup-shaped cavity or organ. The articulating cavity of the head of the femur, or the leg of an insect; one of the suckers on the arms of cephalopods, or on the scolex of a tapeworm; the receptacle of certain fungi and lichens.
- Acetal** (*as-est'-al*) [*acetum*, vinegar], $C_6H_{11}O_2$. Ethylene diethylate, a colorless, mobile liquid, with an ethereal odor, produced by the imperfect oxidation of alcohol under the influence of platinum black. Sparingly soluble in water; boils at $104^\circ C.$; sp. gr. at 20° is 0.8304. Its action is that of a soporific. Dose \mathfrak{z} j.
- Acetaldehyd** (*as-est'-al'-de-hid*). The normal aldehyd; ethaldehyd. See *Aldehyd*.
- Acetals** (*as-est'-als*) [*acetum*, vinegar]. Products of the combination of aldehyds with the alcohols at $100^\circ C.$
- Acetamid** (*as-est'-am-id*), C_2H_5NO . A white crystalline solid produced by distilling ammonium acetate, or by heating ethyl acetate with strong aqueous ammonia. It combines with both acids and metals to form unstable compounds.
- Acetanilid** (*as-est'-an'-il-id*), C_6H_5NO . A white, crystalline solid. Produced by boiling anilin and glacial acetic acid together for several hours; the crystalline mass is then distilled. It melts at 114° and boils at 295° . It is soluble in hot water, alcohol and ether. Under the name *antifebrin* it is prescribed as an antipyretic. Dose gr. iij-xv.
- Acetarium** (*as-est'-a-re-um*) [*gen.*, *Acetarii*: *pl.*, *Acetaria*]. A pickle or salad. **A. Scorbuticum**, a pickle containing leaves of scurvy-grass or other anti-scorbutic plants; used in the treatment of scorbutic cases. Unof.
- Acetary** (*as-est'-a-re*) [*acetum*, vinegar]. An obsolete or rare name for a sour pulpy substance found in pears and some other fruits; often enclosed within a congeries of calculeous granules.
- Acetate** (*as-est'-at*) [*acetum*, vinegar]. Any salt of acetic acid. **A. of Lead**, plumbi acetas. See *Plumbum*.
- Acetic** (*as-est'-tik*) [*acetum*, vinegar]. Pertaining to *acetum* or vinegar; sour. See *Acid*, *Acetic*. **A. Fermentation**, the development of acetic acid by the activity of the *Mycob. mu aceti*.
- Acetin** (*as-est'-in*) [*acetum*, vinegar]. A chemical compound formed by the union of glycerin and acetic acid.
- Acetolatam**, (*as-est'-oh'-lat-um*) [*gen.*, *Acetolati*: *pl.*, *Acetolati*]. Distilled vinegar, variously aromatized or medicated.
- Acetolature** (*as-est'-oh'-lat-ur*) [*acetolaturum*]. Any acetic tincture, or medicated vinegar.
- Acetometer** (*as-est'-om'-et-er*) [*acetum*, vinegar; *μέτρον*, mea-sure]. An instrument used in the quantitative determination of acetic acid.
- Acetometry** (*as-est'-om'-et-er-ya*) [*acetum*, vinegar; *μέτρον*, mea-sure]. The quantitative estimation of the amount of acetic acid in vinegar. Usually made by an *acetometer*.
- Acetone** (*as-est'-on*) [*acetum*, vinegar], C_3H_6O . Dimethyl Ketone. A colorless, mobile liquid, of peculiar odor and burning taste; present in crude wood-spirit; it occurs in small quantities in the blood and in normal urine, and in considerable quantities in the urine of diabetics. Like methyl alcohol it is miscible in all proportions with ether, alcohol, and water. It is an excellent solvent for resins, gums, camphor, fats, and gun-cotton.
- Acetones** (*as-est'-on-iz*). A class of compounds that may be regarded as consisting of two alcoholic radicals united by the group CO, or as aldehyds in which hydrogen of the group COH has been replaced by an alcoholic radical.
- Acetonemia** (*as-est'-o-ne'-me-ah*) [*acetone*; *αἷμα*, blood.] The presence of acetone in the blood. It may result from a number of diseases, but is characteristic of chronic diabetes, and is associated with dyspnea, sub-normal temperature, lowered pulse-rate, etc. The patient finally falls into coma. The treatment consists in increasing the secretions and by removing the causes of the diseases.
- Acetonuria** (*as-est'-on-u'-re-ah*) [*acetone*; *οὔρον*, urine]. The presence of acetone in the urine.
- Acetophenone** (*as-est'-o-fel'-non*), $C_6H_5(CO)(CH_3)$. "Hypnone;" a hypnotic and antiseptic. Without satisfactory action. Dose \mathfrak{m} iv-xv. It results from the action of zinc methyl upon benzoyl chloride. Crystallizes in large plates, melts at 20.5° , and boils at 202° .
- Acetosella** (*as-est'-o-sel'-ah*). See *Oxalis acetosella*.
- Acetous** (*as-est'-us*) [*acetum*, vinegar]. Like or resembling vinegar; pertaining to, or charged with vinegar or acetic acid.
- Acetoxim** (*as-est'-oks'-im*), $(CH_3)_2C.N.OH$. A compound formed by the action of hydroxylamin upon acetone; readily soluble in water, alcohol and ether; fuses at 60° , boils at 135° .
- Acetoxims** (*as-est'-oks'-imz*). See *Aldoxims*.
- Acetphenetidid** (*as-est'-fel'-net'-id-in*). See *Phenacetin*.
- Acetum**, (*as-est'-tum*) [*gen.*, *Aceta*: *pl.*, *Aceti*]. [L.]. Vinegar. An impure, dilute acetic acid produced by acetous fermentation of wine, cider, or other fruit-juice. See *Fermentation*. In pharmacy, a solution of the active principles of certain drugs in dilute acetic acid. There are four official *aceta*, each of which contains the soluble principles of ten per cent. of its weight, viz., of lobelia, opium, sanguinaria, and squill; the *acetum* of cantharides is official in Great Britain. **A. aromaticum** (N. F.) ["aromatic vinegar"], a mixture of alcohol, water and acetic acid, aromatized with the oils of rosemary, lavender, juniper, peppermint, cassia, lemon and cloves. **A. britannicum**, an aromatic vinegar consisting of glacial acetic acid 600.0, camphor 60.0, oil of cloves 2.0, oil of cinnamon 1.0, oil of lavender 0.5.
- Acetyl** (*as-est'-il*) [*acetum*, vinegar], (C_2H_3O) . A univalent radical supposed to exist in acetic acid and its derivatives. Aldehyd may be regarded as the hydrid and acetic acid as the hydrate, of acetyl. **A. Peroxid**, $(C_2H_3O)_2O_2$, a thick liquid, insoluble in water, but readily dissolved by ether and alcohol. It is a powerful oxidizing agent. It is decomposed in sunlight and explodes violently when heated.
- Acetylene** (*as-est'-il-en*) [*acetum*, vinegar], C_2H_2 . A colorless gas, with a characteristic and very unpleasant odor, burning with a luminous, smoky flame. Illuminating gas contains a small amount of it. Formed by the imperfect combustion of illuminating gas and other hydrocarbons. The *acetylene series* of hydrocarbons has the general formula, $C_n H_{2n-2}$.

Ache (*ák*) [A. S., *acan*, to ache]. Any continuous or throbbing pain.

Ache (*atch*) [Fr.]. An old, or local name for common parsley. See *Apium*.

Acheilia (*ah-ki'l-le-ah*) [*á* priv.; *χεῖλος*, a lip]. The congenital absence of lips.

Acheilous (*ah-ki'l-lus*) [*á* priv.; *χεῖλος*, a lip]. Born without lips; affected with acheilia.

Acheiria (*ah-ki'l-re-ah*) [*á* priv.; *χεῖρ*, a hand]. The congenital absence of hands.

Acheirus (*ah-ki'l-rus*) [*á* priv.; *χεῖρ*, a hand]. Affected with acheiria; born without hands.

Acheirus (*ah-ki'l-rus*). An acheirous person, or fetus; one who was born without hands.

Achene (*a-ken'*). Same as *Achenium*.

Achenium (*ah-ke'l-né-um*) [*á* priv.; *χαίνειν*, gape: *pl.*, *Achenia*]. In biology, a small, dry, one-seeded, indehiscent fruit.

Achenocarp, or **Achénocarp** (*ah-ke'l-no-karp*) [*á* priv.; *χαίνειν*, to gape; *καρπός*, fruit]. In biology, any dry fruit, not opening spontaneously when ripe. See *Achenium*.

Achenodium (*ah-en-ó'-de-um*) [L.]. A cremocarp or double achenium, as produced by some umbelliferous plants. See *Achenium*.

Achetous, or **Achétoüs** (*ah-ke't-us*) [*á* priv.; *χαίτη*, hair]. In biology, lacking setæ, chaetæ, or bristles.

Achilia (*ah-ki'l-le-ah*). See *Acheilia*.

Achillea (*ah-il'e-ah*) [*Achilles*, its reputed discoverer]. Milfoil, Yarrow. The herb *A. millefolium*. Properties due to a bitter, aromatic, astringent, tonic extractive, *achillein*, and a volatile oil. It has long been used as a vulnerary, and has been highly recommended for intermittents, and in low, exanthematous fevers. Dose $\frac{\text{ʒ}}$ – ʒ – ʒ – ʒ infusion *ad lib.*: of the extractive, $\frac{\text{ʒ}}$ – ʒ – ʒ – ʒ ; of the volatile oil, gtt. v–xv. Unof. To the genus *Achillea* belong various other unofficial medicinal plants, as *A. moschata*, of the Alps, used in preparing cordials and a diaphoretic medicine, and *A. ptarmica*, or sneezewort, a strong sialagogue.

Achillein (*ah-il'-e-in*) [*achilleinum*; *gen.*, *Achilleini*]. An extractive from *Achillea millefolium*. See *Achillea*.

Achilles Tendon (*ah-il'-ez-ten'-don*). See *Tendon*.

Achilodnyia (*ah-il-o-din'-e-ah*) [*Achilles*; *ὀδόνυγος*, pain]. Pain referred to the insertion of the tendo-Achillis, sometimes with apparent swelling of the tendon and of the os calcis.

Achilus (*ah-ki'l-lus*). See *Acheilous*.

Achiote (*a-che-ó'-te*). See *Anatto*.

Achiria (*ah-ki'l-re-ah*). See *Acheiria*.

Achirous (*ah-ki'l-rus*). See *Acheirous*.

Achirus (*ah-ki'l-rus*). See *Acheirus*.

Achlamydeous (*ah-lam-id'-e-us*) [*á* priv.; *χλαμύς*, a cloak]. In biology, flowers lacking calyx, corolla, or perianth.

Achlorophyllous (*ah-klo-ro-fil'-us*) [*á* priv.; *χλωρός*, green; *φύλλον*, leaf]. In biology, without chlorophyll, or leaf-green.

Achloropsia (*ah-klo-rof'-se-ah*) [*á* priv.; *χλωρός*, green; *ὄψις*, vision]. Green-blindness.

Achlys (*ah'-lis*) [*ἀχλύς*, gloom, mist]. Cloudiness of the cornea.

Achne (*ah'-ne*) [*ἀχνη*, anything shaved off]. 1. Lint, or charpie; floss. 2. Mucus upon the eye.

Acholia (*ah-ko'l-le-ah*) [*á* priv.; *χολή*, bile]. Non-secretion or non-excretion of bile.

Acholic (*ah-ko'l'-ik*) [*á*; *χολή*]. Affected with acholia.

Acholous (*ah'-o-lus*) [*á* priv.; *χολή*, bile]. Pertaining to or affected with acholia.

Achondroplasia (*ah-kon-dro-pla'-se-ah*) [*á* priv.; *χόνδρος*, cartilage; *πλάσσειν*, to form]. Lack of development in a cartilaginous structure; the absorption of cartilage during its transformation into bone.

Achondroplasy (*ah-kon'-dro-pla-se*) [*á* priv.; *χόνδρος*, cartilage; *πλάσσειν*, to form]. Lack of the normal development of cartilage. Parrot's term for a form of fetal rickets in which the limbs are short, the curves of the bones exaggerated, and there is an absence of the proliferating zone of cartilage at the junction of the epiphyses. The children are generally still-born. This condition is very much like a fetal cretinism.

Achor (*ah'-kor*) [*ἄχωρ*, chaff, scurf, or dandruff; *pl.*, *Achores* (*a-ko'r'-ez*)]. *Crusta lactea*. A small pustule, followed by a scab, upon the heads of infants.

Achordal (*ah-ko'r'-dal*) [*á* priv.; *χόρδη*, cord]. Not derived from the notochord.

Achorion (*a-ko'-re-on*) [*dim.* of *ἄχωρ*, chaff]. A genus including several species of fungous (or fungoid) organisms (possibly modified forms of *Penicillium glaucum*), found in the skin, especially the hair follicles. *A. keratophyces*, the form causing *Onychomycosis*, *q. v.* *A. lobortii*, the parasite of *Tinea tonsurans*. *A. schönleinii*, the species occurring in ringworm or *Tinea favosa*.

Achroa (*ah-kro'-ah*). See *Achroia*.

Achroia (*ah-kro'i'-ah*). Same as *Achroma*, *q. v.*

Achroicythemia (*ah-kro-i-si-the'-me-ah*). Same as *Achroicythemia*. See also *Oligochromemia*.

Achroicythemia (*ah-kroi-o-si-the'-me-ah*), or **Achrœocythæmia** (*ah-kre-o-si-the'-me-ah*) [*ἄχρωος*, colorless; *κύτος*, cell; *αἷμα*, blood]. A deficiency of hemoglobin in the red blood corpuscles; also, the diseased state that is associated with such deficiency.

Achroleucous (*ah-kro-lu'-kus*) [*ἄχρωος*, pale; *λευκός*, white]. Yellowish-white, dull cream color.

Achroma (*ah-kro'-mah*) [*á* priv.; *χρῶμα*, color]. Absence of color. Pallor. Paleness, from whatsoever cause. **A.**, Congenital. See *Albinism*. **A. Cutis**. See *Leucoderma*.

Achromasia (*ah-kro-ma'-ze-ah*). See *Achroma*.

Achromatic (*ah-kro-mat'-ik*) [*á* priv.; *χρῶμα*, color]. Pertaining to achroma; without color. **A. Lens**, one the dispersing power of which is exactly neutralized by another lens having the same curvature but of unequal refractive index. See also *Aberration* and *Objective*. **A. Triplet**. See *Microscope*.

Achromatin (*ah-kro'-mat-in*) [*á* priv.; *χρῶμα*, color]. The substance in the nucleus of a cell prior to division. So called because not readily stained by coloring agents. See *Cell Body*. **A. of Flemming**. See *Paralamin*.

Achromatism (*ah-kro'-mat-izm*) [*á* priv.; *χρῶμα*, color]. Absence of chromatic aberration.

Achromatopsia (*ah-kro-mat-op'-se-ah*) [*á* priv.; *χρῶμα*, color; *ὄψις*, eyesight]. Color-blindness; Daltonism; dyschromatopsia.

Achromatosis (*ah-kro-mat-ó'-sis*) [*á* priv.; *χρῶμα*, color]. Any disease characterized by deficiency of pigmentation in the integumentary tissues.

Achromatous (*ah-kro'-mat-us*) [*á* priv.; *χρῶμα*, color]. Deficient in color.

Achromia (*ah-kro'-me-ah*) [*á* priv.; *χρῶμα*, color]. Albinism; achroma.

Achromodermia (*ah-kro-mo-d-r'-me-ah*) [*á* priv.; *χρῶμα*, color; *δέρμα*, skin]. An albinotic, or colorless state of the skin.

Achromophilous (*ah-kro-mof'-il-us*) [*á* priv.; *χρῶμα*, color; *φιλέω*, to love]. Not readily stained; not chromophilous.

Achromotrichia (*ah-kro-mo-trik'-e-ah*) [*á* priv.; *χρῶμα*, color; *τριχίς*, hair]. Absence of pigment from the hair.

Achromous (*ah-kro'-mus*) [*á* priv.; *χρῶμα*, color]. Pale, colorless; having no color.

Achroödextrin (*ah-kro-o-deks'-trin*) [*ἄχρωος*, colorless; *dexter*, right]. A reducing dextrin formed by the action

of the diastatic ferment of saliva upon starch or glycogen. It is a modification of dextrin that may be precipitated by alcohol, and is not altered by pyalin, nor colored by iodin.

Achylia (*ah-kil'ee-ah*) [*â* priv.; *χῆλος*, juice]. Absence or deficiency of juice, or of chyle.

Achylosis (*ah-kil'ee-sis*) [*â* priv.; *χῆλος*, juice]. Deficient chylification.

Achylous (*ah-kil'ee*) [*â* priv.; *χῆλος*, juice]. Without chyle; deficient in chyle or juice.

Achymosis (*ah-kim'ee-sis*) [*â* priv.; *χυμος*, chyme]. Deficient chymification.

Achyranthes (*ah-kh'nan'thes*) [*â* priv.; *ἄρθος*, a flower]. A genus of amaranthaceous plants. *A. calota*, of Mexico, is febrifugal. *A. repens*, of Europe and the United States, is diuretic. Unof.

Acicula (*ah-ik'ul-ah*) [dim. of *acus*, a needle]. In biology, a spine, bristle, or prickle; the bristle-like flower of a grass.

Acicular (*ah-ik'ul-er*) [*a* us, a needle]. Needle-like.

Aciculum (*ah-ik'ul-um*) [dim. of *acus*, a needle; *pl.*, *Acicula*]. In biology, one of the slender sharp bristles in the rudimentary limbs of some worms.

Aciculus (*ah-ik'ul-us*) [*a* us, a needle]. In biology, a stout bristle or prickle.

Acid (*ah'ed*) [*acere*, to be sour]. A name loosely applied to any substance having a sour taste. A compound of an electro-negative element with one or more atoms of hydrogen which can be replaced by electro-positive or basic atoms. Acids vary in their terminations according to the quantity of oxygen or other electro-negative constituent. Those having the maximum of oxygen end in *-ic*; those of a lower degree in *-ous*. Where there are more than two combinations the preposition *hyper-* is prefixed to the highest, and *hypo-* to the lowest. Acids that end in *-ic*, as sulphuric acid, form salts terminating in *-ate*; those ending in *-ous* form salts terminating in *-ite*. Physiologically, acids in concentrated form act as caustics; diluted and in medicinal doses they check acid-producing and increase alkaline secretions. **A.**, **Abietic**. See *Abietic*. **A.**, **Abric** ($C_{12}H_{24}N_4O_4$), a crystallizable acid, said to exist in jequirity. **A.**, **Aceric**, found in the juice of *Acer campêtre*, the common English maple. **A.**, **Acetic**, an acid solution composed of 36 parts of absolute acetic acid ($C_2H_4O_2$), and 64 parts water. Has strong acid properties. Miscible with water and alcohol. **A.**, **Acetic, Glacial**, the absolute acid in crystalline form. An escharotic. **A.**, **Acetic, Dilute**, contains six per cent. of absolute acid. Dose ʒj-ij. An impure form obtained by the destructive distillation of wood is known as wood vinegar, or pyroligneous acid. **A.**, **Acetic, Test**. See *Tests, Table of*. **A.**, **Aconitic** ($C_6H_6O_6$), occurs in different plants, as *Aconitum napellus*, sugar cane, and beet-roots. It may be obtained by heating citric acid alone or with concentrated HCl. It crystallizes in small plates, that dissolve readily in alcohol, ether and water, and melt at $186^{\circ}-7^{\circ}$. An acid found in aconite. **A.**, **Adibasic**. See *A.*, *Subvic*. **A.**, **Adipic** ($C_6H_{10}O_4$), obtained by oxidizing fats with nitric acid. Crystallizes in shining leaflets, or prisms; soluble in thirteen parts of cold water; melts at 148° . It is dibasic and diatomic. **A.**, **Agaricic** ($C_{16}H_{20}O_5 - H_2O$), a resin acid obtained from the fungus *Flypura officinalis*, growing on larch trees. The acid has been recommended for the checking of night sweats. It also checks the other excretions and diminishes thirst. It is mildly cathartic. Unof. **A.**, **Alanthic** ($C_{15}H_{26}O_2$), *Inulic acid*, found in *Inula helenium*. Occurs in needle-like crystals. **A.**, **Aldepalmitic** ($C_{16}H_{30}O_2$), the chief component of the butter of the cow. **A.**, **Alginic**. See *Algin*. **A.**,

Alloxanic ($C_4H_2N_2O_4$), a crystalline acid, obtained by treating alloxan with alkalis. **A.**, **Alpha-oxy-naphthoic** ($C_{11}H_8O_3$), a fragrant crystalline acid, derived from alpha-naphthol. It is strongly antiseptic and deodorant; useful in wound-dressing; but appears to be toxic when taken by the stomach. Unof. **A.**, **Alphatolonic**. See *A.*, *Phenyl-acetic*. **A.**, **Amalic** ($C_2(C_2H_3)_4N_2O_2$), [*ἀμαλός*, weak], tetramethylalloxantin, formed by the action of HNO₃ or chlorine water, upon thein, or, better, by the reduction of dimethyl alloxan with H₂S. Consists of colorless, sparingly soluble crystals, that impart a red color to the skin. **A.**, **Amido-acetic**. See *Glycin*. **A.**, **Amido-benzoic** ($C_7H_7NO_2$), occasionally found in the urine. **A.**, **Amido-succinamic**, same as *Asparagin*. **A.**, **Angelic** ($C_5H_8O_2$), a crystalline monobasic acid. Exists free along with valeric and acetic acids in the roots of *Angelica archangelica*, and as butyl and amyl esters in Roman oil of cumin. Crystallizes in shining prisms, melts at 45° , and boils at 185° . It has a peculiar smell and taste. **A.**, **Anisic** ($C_8H_8O_3$), obtained by oxidizing anisol and anethol with HNO₃, and from aniseed by the action of oxidizing substances. Crystallizes from hot water in long needles, from alcohol in rhombic prisms; melts at 185° , boils at 280° . It is antiseptic and antirheumatic. **A.**, **Anthranilic** ($C_7H_7NO_2$), prepared by oxidizing indigo by boiling it with manganese dioxide and sodium hydroxoid. It sublimes in long needles, is readily soluble in hot water and alcohol, and melts at 144° . **A.**, **Anthropocholic** ($C_{15}H_{25}O_2$) [*ἀνθρωπος*, man; *χόλη*, bile], an acid said to be obtainable from human bile. Its existence is doubtful. **A.**, **Anticylic**, a white fragrant powder with pleasant acid taste, readily soluble in water, alcohol, and glycerin, used as an antipyretic. Dose gr. $\frac{1}{10}$. **A.**, **Aposorbic** ($C_5H_8O_7$), produced on oxidizing sorbin with HNO₃. It crystallizes in small leaflets that melt with decomposition at 110° . Easily soluble in water. **A.**, **Arabic**. See *Arabin*. **A.**, **Arabonic** ($C_5H_{10}O_6$), tetraoxyvaleric acid, obtained by the action of bromin water or HNO₃ upon arabinose. **A.**, **Aromatic**, a name applied to certain organic acids occurring in the balsams, resins, and other odoriferous principles. Also, in pharmacy, a dilute mineral acid reinforced by aromatic substances in order to modify their flavor. **A.**, **Arsenous**, and **Arsenic**. See *Arsenic*. **A.**, **Aspartic** ($C_4H_7NO_4$), occurs in the vinasse obtained from the beet root, and is procured from albuminous bodies in various reactions. It is prepared by boiling asparagin with alkalis and acids. It crystallizes in rhombic prisms, or leaflets, and dissolves with difficulty in water. **A.**, **Atrolactinic** ($C_9H_{10}O_3$), obtained from acetophenone by means of prussic acid and H₂SO₄ or dilute HCl. Dissolves very readily in water; crystallizes with one-half H₂O in needles or plates; melts at 91° . **A.**, **Atropic** ($C_{11}H_{12}O_2$), results from atropin, tropic acid, and atrolactinic acid when they are heated with concentrated HCl. Crystallizes from hot water in monoclinic plates; is sparingly soluble in cold water, easily in ether and benzene; melts at 106° . **A.**, **Auric** (Au(OH)₃), gold trihydroxid. **A. Bath**. See *Bath*. **A.**, **Behenolic** ($C_{22}H_{40}O_2$), derived from the bromids of erucic and brassidic acids. Melts at 57.5° . **A.**, **Benzoic** ($C_7H_6O_2$), occurs free in some resins, chiefly in gum benzoin, and in coal tar. It crystallizes in white, shining needles, or leaflets, melts at 120° , and distils at 250° . It volatilizes readily, and its vapor possesses a peculiar odor that produces coughing. **A.**, **Boric**. See *Boron*. **A.**, **Brassicic** ($C_{22}H_{40}O_2$), isomeric with erucic acid; produced by the action of nitric acid on erucic acid; melts at 56° . **A.**, **Brenz**

catechin sulphuric ($C_6H_4(HO)_2 \cdot O \cdot SO_2$), has been found in human urine, mainly after the ingestion of salicin, hydroquinon, etc. **A., Butyric** ($C_4H_8O_2$) [*butyrum*, butter], an acid having a viscid appearance and rancid smell. It is obtained commercially by the fermentation of a mixture of sugar and butter or cheese in the presence of an alkaline carbonate, but occurs in various plants, in cod-liver oil, in the juice of meats, and in the perspiration. Combined with glycerin as glyceryl butyrate, it is essentially butter. The ether derived from butyric acid is the natural flavor of the pineapple. **A., Caffeic** ($C_9H_8O_4$), obtained when the tannin of coffee is boiled with potassium hydroxid; crystallizes in yellow prisms, and is very readily soluble in hot water and alcohol. **A., Campholic** ($C_{10}H_{16}O_2$), produced on distilling camphor over heated soda-lime, or with alcoholic potash; it melts at 95° , and is a white, volatile solid, insoluble in cold water. **A., Camphoric** ($C_{10}H_{16}O_4$), a dibasic acid, obtained by boiling camphor with HNO_3 ; crystallizes from hot water in colorless leaflets; melts at 178° , and decomposes into water and its anhydrid, $C_{10}H_{14}(CO)_2O$. Used in night-sweats of phthisis. Dose gr. x-xxx. **A., Camphoronic** ($C_9H_{12}O_5 + H_2O$), produced by the further oxidation of camphoric acid; it occurs in the mother liquor. Loses its water of crystallization at $100-120^\circ$ and melts at 135° . It forms colorless microscopic needles that are volatile and readily soluble in water. **A., Capric** ($C_9H_{19}CO.OH$), occurs in small quantity, as a glycerid in cow's butter. Crystallizes in fine needles, melting at $30^\circ C.$, very insoluble in boiling water. **A., Caproic** ($C_6H_{12}O_2$), the sixth in the series of fatty acids; a clear, mobile oil, colorless, inflammable, and with a very acid and penetrating taste. Prepared from butter, cocoanut oil, and various other sources. **A., Caprylic** ($C_7H_{13}CO.OH$), an acid combined with glycerin, forming a glycerid existing in various animal fats; liquid at ordinary temperatures. **A., Carbamic** ($H_2N.CO.OH$), an acid not known in the free state; its ammonium salt is contained in commercial ammonium carbonate. The esters of carbamic acid are called urethanes. **A., Carbazotic**. See *A., Picric*. **A., Carbolic** (C_6H_5OH), Phenol—the correct designation of this substance—is procured from coal tar by fractional distillation. It has a very peculiar and characteristic odor, a burning taste, is poisonous, and has preservative properties. The sp. gr. at 0° is 1.084; it crystallizes in colorless rhombic needles that melt at 42.2° , boiling at 180° , and it is not decomposed upon distillation. At ordinary temperatures it dissolves in water with difficulty (1:15), but is soluble in alcohol, ether, glacial acetic acid, and glycerin in all proportions. Upon exposure to light and air it deliquesces and acquires a pinkish color. It is used in the manufacture of many of the artificial coloring matters, e. g., picric acid, used as a yellow dye. Large quantities of various qualities of carbolic acid are consumed for antiseptic purposes. It is a powerful antiseptic and germicide, and a violent poison. Internally it is used in vomiting and intestinal fermentation. Dose gr. $\frac{1}{4}$ -j. **A., Carb., Aqua**, contains 10 drachms of the glycerit to 1 pint of water. Dose \mathfrak{z} j- \mathfrak{z} ss. **A., Carb., Gargarisma** grs. ij- \mathfrak{z} j, for fetid sore throat. **A., Carb., Glycerit.** contains acid 1, glycerin 4 parts. **A., Carb., Liquefactum**, (B. P.). Dose \mathfrak{m} j-ij. **A., Carb., Solutions**, vary from 1 to 5 per cent. in water. **A., Carb., Suppos. cum Sapone** (B. P.), each containing gr. j of carbolic acid. **A., Carb., Unguent**, contains acid 10, ointment 90 parts. **A., Carbol., Injunctio Hypoderm.**, 2-5 per cent., for anthrax, and erysipelas. **A., Carbonic** (CO_2), carbon dioxide; a product of combustion; a colorless, transparent, odorless gas,

heavier than air; incapable of sustaining respiration. It is eliminated by the lungs, and when retained in the system gives rise to cyanosis. **A., Carmine** ($C_{17}H_{16}O_{10}$), coloring matter found in the buds of certain plants, and especially in cochineal, an insect inhabiting different varieties of cactus. It is an amorphous purple-red mass, very readily soluble in water and alcohol. Yields red salts with the alkalis. **A., Cathartine**, an active principle from several species of *Cassia*. It occurs in brown hygroscopic scales. Used as a laxative in doses of gr. iv-vj. **A., Cerebrinic** ($C_{30}H_{48}NO_2$), an acid found in the brain and belonging to the group called cerebrinacids. **A., Cerotic** ($C_{27}H_{54}O_2$) [*κηρωτός*, waxy], a fatty acid, existing in the free state in beeswax, and combined with ceryl as an ether in Chinese wax. It crystallizes from alcohol in delicate needles, melting at 78° . **A., Chelidonic** ($C_7H_8O_6$), occurs together with mallic acid in *Chelidonium majus*. Crystallizes in silky needles with one molecule of water, and melts at 220° . **A., Chloracetic** [*chlorin and acetic*], an acid, called also *Monochloracetic acid*, produced by the substitution of chlorin for the hydrogen of the radicle in acetic acid. It is sometimes used as a caustic. **A., Chloric** ($HClO_3$), an acid known only in its compounds and its aqueous solution. Some of its compounds, the chlorates, are of great service in medicine. **A., Cholic**. See *A., Cholic*. **A., Cholic** ($C_{24}H_{46}O_2$), *Cholic Acid*, from glycocholic and taurocholic acids; crystallizes from hot water in small anhydrous prisms, sparingly soluble in water, and melting at 195° . **A., Choloidinic**, derived from Cholic Acid, and probably a mixture of this with dyslysin; all three decomposition products of bile acids. **A., Chromic**, strictly the compound H_2CrO_4 ; chromium trioxid combined with water; it forms salts called chromates. In most books the chromium trioxid, CrO_3 , is called by this name. It is a crystalline solid, and is a useful escharotic for the destruction of syphilitic warts and similar growths. A solution of 1:40 is used as an antiseptic wash for putrid sores and wounds. **A., Chrysanisic** ($C_7H_5N_3O_6$), an acid forming golden-yellow crystals, used in the preparation of certain anilin dyes. It melts at 250° and sublimes. **A., Chrysenic** ($C_{17}H_{12}O_3$), produced when chrysenic is fused with caustic alkali. Forms silver-white leaflets and melts at 186° . **A., Chrysophanic** ($C_{15}H_{10}O_4$), *Rheinic Acid*, exists in the lichen, *Parmelia parvina*, in senna leaves, and in the rhubarb root. Crystallizes in golden yellow needles or prisms, melting at 162° . See *Chrysarobin*. **A., Cinchoninic** ($C_9H_6N(CO_2H)$), produced by oxidizing cinchonin with potassium permanganate, or HNO_3 . Crystallizes in needles, containing $2H_2O$ in thick prisms, or plates, with $2H_2O$; melts at 254° . **A., Cinnamic** ($C_9H_8O_2$), occurs in Peru and Tolu balsams, in storax, and in some benzoin resins. Crystallizes from hot water in fine needles, from alcohol in thick prisms; is odorless, melts at 133° ; soluble in hot water and in alcohol. It has been used in tuberculosis, both internally and externally. Dose \mathfrak{m} j-x, hypodermatically. **A., Citric** ($C_6H_8O_7$), occurs free in lemons, black currants, bilberry, beets, and in various acid fruits. It crystallizes with one molecule of water in large rhombic prisms, which melt at 100° , are colorless, inodorous, and extremely sharp in taste. It is used as a discharge in calico-printing. It is refrigerant, antiseptic, and diuretic. **A., Comanic** ($C_6H_4O_4$), obtained from chelidonic acid by the loss of carbon dioxide. It dissolves with difficulty in water; melts at 250° . **A., Comenic** ($C_6H_4O_3$), is produced by heating meconic acid to $120-200^\circ$. It is rather insoluble in water and crystallizes in hard, warty masses.

A., Coumalic ($C_6H_4O_4$), identical with coumaric acid. Produced when malic acid is heated together with concentrated H_2SO_4 ; dissolves with difficulty in cold water and melts with decomposition at 206° . **A., Coumaric** ($C_9H_8O_3$), an acid derived from coumarin and intimately related to salicylic acid, being converted into the latter by fusion with potassium hydrate. **A., Coumarilic** ($C_9H_8O_3$), a monobasic acid obtained from coumarin dibromid; crystallizes from hot water in delicate needles, melting at 100° ; moderately soluble in water and extremely soluble in alcohol. **A., Crenic** [*κρονη*, a spring], an acid found in certain spring waters and also in vegetable mould and in ochreous deposits. **A., Cresolsulphuric** ($C_7H_7O_2S$), exists in the urine in small traces; also found in the urine of herbivorous animals. **A., Cresylic**. See *Cresol*. **A., Croconic** ($C_3H_2O_3$), is produced by the alkaline oxidation of most of the hexa-substituted benzene-derivatives; crystallizes in sulphur-yellow leaflets, readily soluble in water and alcohol; has an acid taste and reaction. **A., Cumic** ($C_{10}H_{12}O_2$), is produced by the oxidation of cuminic alcohol with dilute HNO_3 . Very soluble in water and alcohol, crystallizes in colorless needles or leaflets, melts at 116° , and boils at about 290° . **A., Cyanic** (CONH), obtained by heating polymeric cyanuric acid. It is a mobile, volatile liquid, only stable below 0° ; reacts strongly acid; has an odor like that of glacial acetic acid; vesicates the skin; dissolves in alcohols. **A., Cyanuric**. See *Tricyanic*. **A., Damalic** ($C_{12}H_{22}O_2$), [*δάμαλις*, heifer], has been obtained from the urine of cows and horses, and from human urine. **A., Damaluric** ($C_7H_{12}O_2$) [*δάμαλις*, heifer; *οίπυρ*, urine], an oily compound, derivable from the urine of cattle and of mankind. **A., Desoxalic** ($C_2H_2O_4$), is seen in large, shining crystals, that melt at 85° . **A., Diacetic** ($C_4H_4O_3$), an acid present in the urine in some diseased conditions, *e. g.*, acetouria. With a solution of ferric chlorid it gives a Burgundy-red color. **A., Durylic** ($C_{10}H_{12}O_2$), obtained by the oxidation of durenene; crystallizes in hard prisms and melts at 115° . **A., Elaïdic** ($C_{18}H_{34}O_2$), a fatty acid, produced by the action of nitrous acid on oleic acid. Isomeric with the latter. Consists of brilliant leaflets, melting at $44-45^\circ$. **A., Ellagic** ($C_{10}H_8O_6$), occurs in the bezoar stones (an intestinal calculus of the Persian goat). Occurs in the form of a powder containing 1 molecule of water of crystallization. Insoluble in water; light pale yellow in color; tasteless. **A., Enanthylic**, or **Enanthylic** [*εὐάνθη*, wine flower, a plant (*αἰνός*, wine; *άνθος*, flower); *ήνη*, principle], a complex ether formed by the action of nitric acid on fatty substances, especially castor oil. **A., Erucic** ($C_{22}H_{42}O_2$), present as glycerid in rape-seed oil and in the fatty oil of mustard. Prepared by saponifying rape-seed oil with lead oxid. Crystallizes from alcohol in long needles that melt at $33-34^\circ$. **A., Euchroic** ($C_{12}H_{18}N_2O_2$), an amid of mellic acid, produced by dry distillation of the ammonium salt. It crystallizes in large prisms and is sparingly soluble in water. **A., Eugenic**. See *Eugenol*. **A., Euxanthinic** ($C_{14}H_{18}O_{11}$), *Porrisic Acid*, occurs as a magnesium salt in so-called *porri*, a yellow coloring matter from India and China. Crystallizes from alcohol in yellow prisms with H_2O . **A., Evernicic** ($C_{11}H_{16}O_4$), produced on boiling evernic acid ($C_{12}H_{16}O_7$) (from *Evernia prunastri*, a lichen formerly much used in dyeing and for making a hair powder), with baryta. It melts at 157° . **A., Ferulic** ($C_{10}H_{10}O_4$), corresponds to vanillin. It is found in asafetida, from which it may be obtained by precipitation with lead acetate. It is very soluble in hot water, crystallizes in shining needles or prisms,

and melts at 169° . **A., Filicic**, the main ingredient of *Male Fern*. It is a white crystalline powder with slight taste and odor, insoluble in water. **A., Fluoric** (HF), gaseous and soluble in water, a strong escharotic. The dilute acid, 1 : 200, is used as an internal remedy in goiter. Dose $\mathfrak{Mxx-xxx}$. **A., Formic** (CH_2O_2), an acid obtained from a fluid emitted by ants when irritated; also found in stinging nettles, in shoots of the pine, and in various animal secretions. Prepared by heating oxalic acid and glycerin. It is a colorless, mobile fluid, with a pungent odor, and vesicates the skin if dropped upon it. It boils at 99° and at 0° has a sp. gr. of 1.223. **A., Galactonic**. See *Lactonic*. **A., Gallic** ($C_7H_6O_3$), occurs free in gall nuts, in tea, in the fruit of *Cesalpinia coriaria*, mangoes, and various other plants. Obtained from ordinary tannic acid by boiling it with dilute acids. Crystallizes in fine, silky needles, containing one molecule of water. Dissolves slowly in water and readily in alcohol and ether; has a faintly acid, astringent taste; melts near 220° . Astringent and disinfectant; useful in night sweats, diabetes, and chronic diarrhea. **A., Gallic, Unguent**, benzoated lard 90, gallic acid 10. **A., Pyrogallic** (unofficial), obtained from gallic acid by heating the latter. Recommended locally in phagedenic chancres as an antiseptic and disinfectant in 1-2½ per cent. solutions. Dose, internally, gr. j-ij. **A., Gluconic** ($C_6H_{12}O_7$), is formed by the oxidation of dextrose, cane sugar, dextrin, starch, and maltose with chlorin or bromin water. Most readily obtained from glucose. It is dextro-rotatory, but does not reduce Fehling's solution. It melts at 200° . **A., Glutaric** ($C_5H_8O_4$), normal pyrotartaric acid. Crystallizes in large monoclinic plates, melts at 97° , and distils at 303° , at 14° soluble in 1.2 part of water. **A., Glycocholic** ($C_{26}H_{43}NO_6$), a monobasic acid found in bile; sparingly soluble in water; crystallizes in minute needles, melting at 133° . **A., Glycollic** ($C_2H_4O_3$), *Oxyacetic Acid*, produced by the action of nascent hydrogen upon oxalic acid. It is a thick syrup that gradually crystallizes on standing over sulphuric acid; the crystals melt at 80° and deliquesce in the air. It dissolves easily in water, in alcohol, and in ether. **A., Glycoluric** ($C_3H_6N_2O_3$), *Hydantoinic Acid*, prepared by heating urea with glycocholic to 120° . It is a monobasic acid; very soluble in hot water and in alcohol. Crystallizes in large, rhombic prisms. **A., Glycuronic** ($C_6H_{10}O_7$), obtained by decomposing euxanthinic acid on boiling with dilute H_2SO_4 . It is a syrup that decomposes readily into the lactone, $C_6H_8O_6$, on warming. It is levo-rotatory. This acid has been found in urine; it probably does not exist in normal urine; but it appears after taking certain drugs, as benzol, indol, nitro-benzol, and the quinin derivatives. **A., Glyoxylic** ($C_2H_2O_3$), obtained by oxidizing glycol, alcohol, and aldehyd. It is a thick liquid, readily soluble in water. Crystallizes in rhombic prisms by long standing over sulphuric acid. **A., Guanido-Acetic**. See *Glycoamin*. **A., Gynocardic** ($C_{11}H_{21}O_2$), derived from the seeds of the *Gynocardia odorata*. It occurs as a yellowish oily substance melting at $30^\circ C$. ($86^\circ F.$), with a distinct odor and acid taste. Used as an antisyphilitic and antirheumatic. Dose gr. ½-ij. Used externally as a liniment (1 to 10 or 20). **A., Haloids** (*ασ-ιδ* hal-oidz), derivatives that arise in the replacement of the hydroxyl of acids by halogens. They are liquids of sharp odor, fuming in the air and undergoing transformation into acids and halogen hydriids. They are heavier than water. They decompose at ordinary temperatures, forming acids. **A., Hemipinic** ($C_{10}H_{10}O_6$), formed by oxidizing

narcotin with dilute HNO_3 . Melts at 182° . **A., Hespereticin** ($\text{C}_{10}\text{H}_{10}\text{O}_4$), obtained from the glucoside hesperidin. Melts at 228° . **A., Hippuric** ($\text{C}_9\text{H}_7\text{NO}_3$) [*ἵππος*; horse; *οἴρον*, urine], *Benzoyl Glycocoll*, occurs in considerable amount in the urine of herbivorous animals, sometimes in that of man. Crystallizes in rhombic prisms, and dissolves readily in hot water and alcohol. It melts at 187° . Its salts (hippurates of lime, lithium, and sodium) are regarded as good solvents of the urates, and are recommended in gout, rheumatism, and calculous diseases. Dose grs. iv-xvj. Unof. **A., Hircic**, a peculiar-smelling acid contained in goat's milk. **A., Homogentisic**, an acid separated by Baumann from highly-colored urine, believed to be formed by the action of bacteria on the tyrosin normally found in pancreatic digestion. **A., Homophthalic** ($\text{C}_9\text{H}_8\text{O}_4$), obtained by fusing gamboge with caustic potash. Crystallizes from hot water in stout prisms, melting at 175° . **A., Hydantoic**. See *A., Glycoluric*. **A., Hydriodic** (HI), *Acidum Hydriodicum*; a gaseous acid. Its solution and a syrup prepared from it are used as alteratives, with the general effects of iodine. Unof. **A., Hydrobromic** (HBr); the dilute acid, which is the chief form used, consists of 10 per cent. acid and 90 per cent. water. A good solvent for quinin. Useful in hysteria, congestive headaches, and neuralgia. Is recommended as a substitute for potassium and sodium bromids. Dose $\text{mxx}-\text{zj}$. **A., Hydrocaffaic** ($\text{C}_9\text{H}_{10}\text{O}_4$), obtained from caffaic acid by the action of sodium amalgam. **A., Hydrochloric, Muriatic Acid** (HCl), a liquid consisting of 31.9 per cent. of HCl gas in 68.1 per cent. of water. Colorless, pungent, and intensely acid. Valuable as an aid to digestion. **A., Hydrochloric, Dilute**, a ten per cent. solution of absolute acid in water. Dose $\text{mij}-\text{x}$. **A., Hydrocinnamic** ($\text{C}_8\text{H}_7(\text{CH}_2)_2\text{CO}_2\text{H}$), *Phenyl-propionic Acid*, obtained by the action of sodium amalgam upon cinnamic acid. Very soluble in hot water and alcohol; crystallizes in needles, melts at 47° , and distils at 280° . **A., Hydrocyanic, Dilute** (HCN), *Prussic Acid*, a liquid consisting of two per cent. of the acid with 98 per cent. of water and alcohol. Generally prepared by the action of H_2SO_4 on potassium ferrocyanid. It is a mobile liquid, of a sp. gr. of .697 at 18° ; becomes crystalline at -15° ; boils at $+26.5^\circ$; possesses an odor like that of bitter almonds; is extremely poisonous; a feeble acid. Prussic acid is found in the bitter almond, the leaves of the peach, and in the cherry laurel, from the leaves of which it is distilled. It is the most violent poison known, death from complete asphyxia being almost instantaneous. Valuable for its sedative and antispasmodic effects in vomiting, whooping-cough, and spasmodic affections. Dose $\text{mj}-\text{v}$. The following preparations are employed: *Aqua Laurocerasi*, water distilled from the leaves of the cherry laurel. Dose $\text{m}\gamma\text{-xxx}$, with caution. *Scheel's Dilute Hydrocyanic Acid*, is a 4 or 5 per cent. solution; dangerous. *Amygdala Amara*, oil of bitter almond; used in cosmetics. **A., Hydrocyanic, Vapor**, $\text{m}\text{x}-\text{xv}$ of dilute acid in zj of water, warmed and the vapor inhaled to relieve irritable coughs. **A., Hydrofluoric** (HF), an aqueous solution of hydrofluoric gas, administered in dilute form as an inhalation in phthisis and goiter. See *Fluorin*. **A., Hydro-sulphuric** (H_2S), an acid which, both in its pure and gaseous form and in its watery solution, is much used as a chemical reagent. The gas has been employed by inhalation and by rectal injection in cases of tuberculosis. (See *Bergeron's Method*.) Called also *Hydrogen Sulphid* and *Sulphydic Acid*. **A., Hydrurilic** ($\text{C}_8\text{H}_6\text{N}_4\text{O}_6$), obtained by decomposing the copper salt

with HCl. Occurs in little prisms. **A., Hyperosmic**. See *A., Osmic*. **A., Hypochlorous** (HClO), an unstable compound, important as a disinfecting and bleaching agent. Some of its salts, the hypochlorites, have a limited use in medicine. **A., Hypophosphorous** (H_3PO_2), its salts (hypophosphites), also the dilute acid, and a syrup prepared with it, are used as remedial agents. (See *Calcii Hypophosphis*, *Ferri Hypophosphis*, *Sodii Hypophosphis*, *Potassii Hypophosphis*.) **A., Igaruric**, an acid occurring in *St. Ignatius Bean* and certain other plants containing strychnia. It occurs in small, hard crystals with an acid, astringent taste. **A., Indoxylic** ($\text{C}_9\text{H}_7\text{NO}_3$), produced from its ethyl ester by fusion with caustic soda at 180° . Appears as a white crystalline mass, melting at 123° . **A., Iodic** (HIO_3), a monobasic acid. Its solution (two per cent.) has been recommended as an alterative subcutaneous injection. **A., Isopropyl Succinic**. See *A. Pinelic*. **A., Isosaccharic** ($\text{C}_7\text{H}_{10}\text{O}_7$), an acid very soluble in water and alcohol, forming rhombic crystals, and melting at 185° . Its solution is dextro-rotatory. **A., Kephalo-phosphoric**, a brain-acid differing from ordinary phosphoric acid in that three molecules of its hydroxyl are replaced by one molecule each of kerylal, stearyl, and glyceryl. **A., Lactic** ($\text{HC}_3\text{H}_5\text{O}_3$), a liquid containing 75 per cent. of absolute acid in 25 per cent. of water. Produced in the fermentation of milk. Generally found impure from subsequent fermentation, except when freshly made. Useful in aiding digestion, in diabetes, and as a solvent of false membrane in diphtheria. Dose $\text{zss}-\text{zss}$. *A., Lactic, Dil.*, (B. P.). Dose $\text{zss}-\text{ij}$. **A., Lactonic** ($\text{C}_6\text{H}_{12}\text{O}_7$), *Galactonic Acid*, produced from milk-sugar, galactose, and gum arabic by the action of bromine water. It crystallizes, on standing over H_2SO_4 , in small needles. **A., Leuconic** ($\text{C}_5\text{O}_5 + 4\text{H}_2\text{O}$), an acid produced by oxidizing croconic acid with HNO_3 or chlorine. Very soluble in water; occurs in small, colorless needles. **A., Levulinic** ($\text{C}_5\text{H}_8\text{O}_3$), obtained from levulose, cellulose, cane-sugar, etc. Isomeric with methyl acetoacetic acid; dissolves readily in water, alcohol, and ether; crystallizes in scales that melt at 33.5° ; boils with slight decomposition at 230° . **A., Linoleic** ($\text{C}_{16}\text{H}_{32}\text{O}_2$), occurs as glycerid in drying oils, such as linseed oil, hemp oil, poppy oil, and nut oil. Prepared by saponifying linseed oil with potash. It is a yellowish oil that has a sp. gr. of 0.921. **A., Maizenic**, an acid derived from the stigmata (silk) of Indian corn; said to be a good diuretic. Unof. **A., Malic** ($\text{C}_4\text{H}_6\text{O}_5$), a bibasic acid, occurring free or in the form of salts in many plant juices, in unripe apples, in grapes, and in mountain-ash berries. It forms deliquescent crystals, that dissolve readily in alcohol, slightly in ether, and melt at 100° ; it has a pleasant acid taste. **A., Malonic** ($\text{C}_3\text{H}_4\text{O}_4$), occurs in the deposit found in the vacuum pans employed in the beet-sugar manufacture; obtained by the oxidation of malic acid with chromic acid; crystallizes in large tables or laminae; easily soluble in water, alcohol, and ether; melts at 132° ; at higher temperatures it decomposes into acetic acid and carbon dioxide. **A., Mandelic** ($\text{C}_8\text{H}_8\text{CH}(\text{OH})\text{CO}_2\text{H}$), is formed from benzaldehyd by the action of prussic acid and HCl. Obtained naturally from amygdalin; is levo-rotatory, and forms brilliant crystals, melting at 132.8° . **A., Mannitic** ($\text{C}_6\text{H}_{12}\text{O}_7$), obtained by the action of platinum black upon aqueous mannitol. It is a very soluble, gummy mass, and reduces Fehling's solution. **A., Mannonic** ($\text{C}_6\text{H}_{12}\text{O}_7$), produced by oxidizing mannose with bromine water. **A., Meconic** ($\text{C}_8\text{H}_8\text{O}_7$), a tribasic acid, occurring in opium in union with mor-

phin. Crystallizes with $3\text{H}_2\text{O}$ in white laminae, readily soluble in hot water and alcohol. Ferric salts color the acid solutions dark red. **A., Melilotic** ($\text{C}_6\text{H}_4(\text{CH}_3)_2\text{OH}\cdot\text{CO}_2\text{H}$), occurs free and in combination with coumarin in the yellow melilot. Crystallizes in long needles, dissolves easily in hot water, and melts at 81° . **A., Mellitic** ($\text{C}_{12}\text{H}_6(\text{O})_{12}$), occurs in mellite or honey-stone, which is found in some lignite beds. Honey-stone is an aluminium salt of mellitic acid, $\text{C}_{12}\text{Al}_2\text{O}_{14} + 18\text{H}_2\text{O}$, and affords large quadratic pyramids of a bright yellow color. Mellitic acid crystallizes in fine, silky needles, readily soluble in water and alcohol; has a sour, bitter taste. **A., Mellophanic** ($\text{C}_6\text{H}_2(\text{CO}_2\text{H})_4$), formed by the oxidation of isodurene. Very soluble in cold water and crystallizes in small prisms. Melts at 240° . **A., Mesidic**. See *A. Citric*. **A., Mesitylenic** ($\text{C}_9\text{H}_8(\text{O})_2$), obtained by gradually oxidizing mesitylene with dilute HNO_3 . Crystallizes from alcohol in large prisms, from water in needles. Melts at 166° and sublimes very readily. **A., Metaphosphoric** (H_3PO_3), a glassy solid, not volatile by heat. It is freely soluble in cold water, and is converted by boiling into orthophosphoric acid. Used as a test for albumin in the urine. **A., Metasaccharic** ($\text{C}_6\text{H}_{10}\text{O}_8$), produced by oxidizing arabinose carboxylic acid with HNO_3 . Melts at 68° when air-dried. **A., Mucic** ($\text{C}_6\text{H}_{10}\text{O}_8$), is obtained in the oxidation of dulcitol, milk-sugar, galactose, galactonic acid and nearly all the gum varieties. A white crystalline powder, almost insoluble in cold water and alcohol. It melts at 210° with decomposition. **A., Muriatic**. See *A., Hydrochloric*. **A., Myronic** [*aitpor*, unguent] ($\text{C}_{10}\text{H}_{10}\text{NS}_2\text{O}_{10}$), an acid that occurs as a potassium salt in the seeds of black mustard. Crystallizes from water in bright needles. **A., Nitric** (HNO_3), a liquid consisting of 68 per cent. absolute acid in 32 per cent. of water. The pure acid is colorless, fuming, and highly caustic. A very powerful escharotic, used in cauterization of chancres and phagedenic ulcers. **A., Nit.**, Dilute, contains ten per cent. absolute acid. Dose mij – xx , well diluted. **A., Nitrohydrochloric**, *Aqua Regia*, a golden yellow, fuming mixture of four parts nitric and 15 of hydrochloric acid. A ready solvent of gold. Valuable in affections of the liver. Dose mV – xx , very dilute. **A., Noropianic** ($\text{C}_{10}\text{H}_8\text{O}_2$), is obtained from opianic acid by heating with hydriodic acid. Readily soluble in water; melting at 171° . **A., Oleic** ($\text{C}_{17}\text{H}_{32}\text{O}_2$), a constituent acid present in many fats and oils. Obtained in the manufacture of stearin candles. Soluble in alcohol, benzol, and the essential oils; insoluble in water. Saponifies when heated with alkaline bases. Used in making the oleates. It is a colorless oil that crystallizes on cooling. Melts at -14° . Odorless in a pure condition, but becomes rancid on exposure to the air. **A., Opianic** ($\text{C}_{10}\text{H}_{10}\text{O}_2$), dimethyl ether of noropianic acid. Crystallizes from hot water in fine prisms, melting at 150° . **A., Orsellinic** ($\text{C}_8\text{H}_8\text{O}_4$), is found in different lichens of the genera *Roccella* and *Leccanora*. Consists of easily soluble prisms, melting at 176° . **A., Ortho-oxybenzoic**. See *A. Salicylic*. **A., Orthophosphoric** (H_3PO_4), ordinary phosphoric acid, as distinguished from metaphosphoric and pyrophosphoric acids. **A., Osmic** (OsO_4), the oxide of osmium, one of the rarer elements; it occurs as yellow crystals, acrid, burning, yielding an intensely irritating vapor; it has been recommended for hypodermatic use in sciatica, strumous glands, and cancer. **A., Osmic**, Liq., one per cent. Dose m [iv–vi], hypodermatically for sciatica, neuralgia, etc. **Potassium Oximate** ($\text{K}_2\text{OsO}_4 + 2\text{H}_2\text{O}$), given in epilepsy. Dose gr. $\frac{1}{2}$. **A., Oxalic** ($\text{C}_2\text{H}_2\text{O}_4$), a colorless crystalline solid obtained by

treating sawdust with caustic soda and potash. It occurs in many plants chiefly as potassium oxalate; with two parts of water, it crystallizes in fine, transparent monoclinic prisms that at 20° effloresce in dry air and fall in a white powder. It is soluble in nine parts of water at moderate temperature and quite easily in alcohol. In $\frac{1}{2}$ gr. doses a depressant to respiratory centers. In large doses a violent poison. Unof. **A., Oxamic** ($\text{C}_6\text{O}_2(\text{NH}_2\text{OH})$), a monobasic acid occurring as a crystalline powder that dissolves with difficulty in cold water and melts at 173° . **A., Oxyacetic**. See *A., Glycollic*. **A., Oxycitric** ($\text{C}_6\text{H}_8\text{O}_8$), is produced by boiling chloreitric acid with alkalis or water. **A., Oxynuvitic** ($\text{C}_9\text{H}_8\text{O}_2$), is produced by the action of chloroform upon sodium aceto-acetic ester. Crystallizes from hot water in fine needles, and melts with decomposition at about 290° . **A., Palmitic** ($\text{C}_{16}\text{H}_{32}\text{O}_2$), an acid existing as a glycerin ether in palm-oil and in most of the solid fats. It forms fine, white needles, or pearly crystalline scales. **A., Palmitolic** ($\text{C}_{16}\text{H}_{30}\text{O}_2$), an acid that is isomeric with linoleic acid; melts at 42° . **A., Palmitoxylic** ($\text{C}_{16}\text{H}_{28}\text{O}_4$), a monobasic acid, produced from palmitolic acid on heating with fuming HNO_3 . Melts at 67° . **A., Paracresotic** ($\text{C}_{11}\text{H}_8\text{O}_2$), a preparation from paracresylol. It is employed usually in the form of its sodium salt, $\text{C}_8\text{H}_7\text{NaO}_3$, which is a safe and reliable antipyretic. It is especially of service in the rheumatism of children. Dose, to children, gr. ij–ijj; to adults up to $\bar{5}$ ij. Unof. **A., Paralactic**. See *A., Saccolactic*. **A., Paratartric**. See *A., Racemic*. **A., Pelargonic** ($\text{C}_9\text{H}_{18}\text{O}_2$), a complex ether that imparts the specific flavor to geranium and certain other aromatic oils. **A., Perosmic**. Same as *A., Osmic*. **A., Phenylacetic** ($\text{C}_6\text{H}_5\cdot\text{CH}_2\cdot\text{CO}_2\text{H}$), *Alphatoluic Acid*, obtained from benzyl cyanid when boiled with alkalis. Crystallizes in shining leaflets, resembling those of benzoic acid; melts at 76.5° , and boils at 262° . It is prescribed in coughs and tuberculosis; is stimulant and antihetic. Dose of alcoholic solution gr. x–xx. Unof. **A., Phenylpropionic**. See *A., Hydrocinamic*. **A., Phenyl Sulphate**, a solution of three grammes of phenol in 20 c.c. of strong sulphuric acid. Used for the detection of nitrates in water. **A., Phosphoric** (H_3PO_4), *Orthophosphoric Acid*, contains 50 per cent. each of acid and water. Of value in strumous affections, and thought to be serviceable in dissolving phosphatic deposits. Has none of the effects derived from free phosphorus or the hypophosphites. **A., Phosphoric**, Dilute, contains ten per cent. of absolute acid. Dose mV – xxx . See *Sodium, Potassium, Calcium, etc.* **A., Phosphorous** (H_3PO_3), a compound of hydrogen with phosphorus and hydrogen with phosphorus anhydrid. Its salts are called phosphites. **A., Phthalic** ($\text{C}_8\text{H}_6\text{O}_4$), the ortho-dicarboxylic acid of benzene, obtained by oxidizing naphthalene with HNO_3 . It crystallizes in short prisms or in leaflets readily soluble in hot water, alcohol, and ether. It melts at above 200° . See *Phthalate*. **A., Picric** ($\text{C}_6\text{H}_2(\text{NO}_2)_3\text{OH}$), obtained by the nitration of phenol. It crystallizes from hot water and alcohol in yellow leaflets or prisms which possess a very bitter taste. Readily soluble in hot water, its solution imparting a beautiful yellow color to silk and wool. It melts at 122.5° ; a saturated solution is of some value as a wash in erysipelas. An excellent test for albumin and sugar in urine. Dose gr. v–xv. **A., Pimelic** ($\text{C}_8\text{H}_{14}\text{O}_4$), *Isopropyl Succinic Acid*, melts at 114° . **A., Piperic** ($\text{C}_{12}\text{H}_{16}\text{O}_4$), a monobasic acid, consisting of shining prisms; almost insoluble in water, and crystallizes from alcohol in long needles, melting at 217° . It is produced from piperin by boiling with alcoholic potash. **A., Porrisic**. See *A., Eusanthinic*. **A.,**

Prehntic ($C_{10}H_6O_8$), results from oxidizing prehnit with potassium permanganate. Very soluble in water, and crystallizes in warty masses that melt at 238° . **A., Propargylic.** See *A., Propiolic.* **A., Propiolic.** ($C_3H_3O_2$), *Propargylic Acid*, a liquid with an odor resembling that of glacial acetic acid; when cool, it solidifies to silky needles, that melt at $+6^\circ$; dissolves readily in water, alcohol, and ether; boils with decomposition at 144° . **A., Protocatechuic** ($C_7H_6O_4$), obtained from many benzene derivatives as well as from various resins (benzoin, asafetida, myrrh) on fusion with potassium hydroxid. Crystallizes with one molecule of water in shining needles or leaflets, and dissolves readily in hot water, alcohol, and ether. **A., Prussic.** See *A., Hydrocyanic.* **A., Purpuric** ($C_6H_5N_3O_6$), an acid not known in the free state, since as soon as it is liberated from its salts by mineral acids it immediately decomposes into alloxan and uramil. Produced by the action of HNO_3 upon uric acid. **A., Pyrogallic** ($C_6H_6O_3$), pyrogallol, formed by heating gallic acid with water to 210° . It forms white leaflets or needles, melts at 115° , and sublimes when carefully heated. Readily soluble in water, less so in alcohol and ether. It is useful in the treatment of certain skin diseases, but is poisonous, and must be used with caution. **A., Pyroligneous**, the crude acid obtained in the destructive distillation of wood. It is a clear liquid of reddish-brown color and strong acid taste, with a peculiar penetrating odor described as empyreumatic, due largely to the furfural it contains. It possesses a sp. gr. of from 1.018 to 1.030, and contains from four to seven per cent of real acetic acid. **A., Pyromellitic** ($C_{10}H_6O_4$), is produced by oxidizing durene and durylic acid with potassium permanganate. Crystallizes in prisms, readily soluble in hot water and alcohol, melts at 264° . **A., Pyrophosphoric**, the dihydric phosphate ($2H_2O.P_2O_5$), one of the forms of the so-called phosphoric acid. It differs from the ordinary (trihydric or orthophosphoric) acid, and also from the monohydric, or metaphosphoric, acid, in its reactions. It is also poisonous, which they are not. Its iron salt is used in medicine. The pure acid is a soft, glassy mass. **A., Pyrotartaric** ($C_5H_8O_4$), is obtained by heating tartaric acid in a close vessel; consists of small, rhombic prisms, readily soluble in water, in alcohol, and in ether; it melts at 112° . **A., Pyruvic** ($C_3H_4O_3$), a monobasic acid forming crystalline compounds with the acid alkaline sulphites. **A., Quillaic**, an acid existing in commercial saponin. Injected into the tissues it is said to be extremely poisonous, though not when taken by the mouth. Unof. **A., Quinaldinic** ($C_9H_6N(CO_2H)$), crystallizes from hot water in needles containing $2H_2O$; effloresces in the air; melts at 156° . Prepared by oxidizing *a*-methyl-quinolin with chromic acid in sulphuric acid solution. **A., Quinic** ($C_7H_{12}O_6$), is present in the cinchona barks, coffee beans, bilberry, and other plants. Obtained as a secondary product in the preparation of quinin. Consists of rhombic prisms, easily soluble in water; melting at 162° . **A., Quinicinic** ($C_9H_5(O.CH_2)N(CO_2H)$), obtained by oxidizing quinin and quininidin with chromic acid in sulphuric acid solution. Crystallizes in long, yellow prisms; dissolves in alcohol with a blue fluorescence, and melts at 280° . **A., Racemic** ($C_4H_6O_6$), *Paratartaric Acid*, differing from common tartaric acid, not in chemical but in physical properties. **A., Rheinic.** See *A., Chrysophanic.* **A., Rhodanic** ($C_4H_3S_2ON$), obtained by the action of $CNS(NH_2)$ upon chloracetic acid. Consists of yellow prisms, or plates, that melt at 169° with decomposition. **A., Ricinoleic** ($C_{18}H_{34}O_2$), is present in castor oil in the

form of a glycerid. It is a colorless oil that solidifies in the cold to a hard, white mass, melting at $16-17^\circ$. **A., Rosolic** ($C_{20}H_{16}O_2$), a phenol compound, derived from rosanilin; valued as a dye and as a staining agent. See *Stains.* **A., Rufgallic** ($C_{11}H_2O_2 + 2H_2O$), a derivative of anthracene; obtained by heating gallic acid with four parts of H_2SO_4 to 140° . Consists of reddish-brown crystals, losing water at 120° , and subliming in red needles. **A., Saccharic.** 1. Acidum saccharicum ($C_6H_{10}O_6$), a dibasic acid; a deliquescent, gummy mass, readily soluble in alcohol. It turns brown at 100° and decomposes. Prepared by the action of HNO_3 on sugar and various other carbohydrates. 2. ($C_6H_{12}O_6$), *Tetraoxycaproic Acid*, a monobasic acid readily changeable, when free, into its lactone, saccharin. Not known in its free state. **A., Saccharonic** ($C_6H_{10}O_7$), formed by oxidizing saccharin by HNO_3 . Very soluble in water; forms large crystals. **A., Salicylic** ($C_7H_6O_3$), *Ortho-oxybenzoic Acid*, occurs in a free condition in the buds of *Spinae Ulmaria*, in the oil of wintergreen, and in other varieties of gaultheria. It consists of four-sided prisms and crystallizes readily from hot water in long needles. Is soluble in water, and very soluble in chloroform; melts at $155^\circ-156^\circ$. Is a powerful anti-septic; also used in the treatment of acute articular rheumatism and myalgia. **A., Santonic** ($C_{15}H_{20}O_4$), an acid into which santolin is changed under the influence of the alkalies. **A., Sarcolactic** ($C_3H_6O_3$), occurs in muscles, to which it gives their acid reaction, and in blood, especially after the muscles have been in a state of contracting activity. It is also found in urine in phosphorus poisoning. **A. Sclerotinic.** An acid found in ergot, of which it is one of the active principles. Given, hypodermically it has acted as an ebolic. See *Sclerotis.* **A., Sorbic** ($C_6H_8O_2$), occurs together with malic acid in the juice of unripe mountain-ash berries. An oil that does not solidify until it has been heated with potash; almost insoluble in cold water, but crystallizes from alcohol in long needles, melting at 134.5° , distilling at 228° without decomposition. **A., Sozolic.** See *Aseptol.* **A., Sphingostearic**, an acid closely resembling stearic acid, derivable from sphingomyelin. **A., Stearic** ($C_{18}H_{36}O_2$), associated with palmitic and oleic acids as a mixed ether, in solid animal fats, the tallows; crystallizes from alcohol in brilliant leaflets, melting at $62.2^\circ C$. **A., Stearoleic** ($C_{17}H_{32}O_2$), obtained from oleic and elaidic acids. Melts at 48° . **A., Stearoxylc** ($C_{18}H_{32}O_4$), produced by warming stearoleic acid. Melts at 86° . **A., Suberic** ($C_{11}H_{18}O_4$), a dibasic acid obtained by boiling corks or fatty oils with HNO_3 . Melts at $140^\circ C$. Forms small granular crystals very soluble in boiling water, in alcohol, and in ether. It fuses at about $300^\circ F.$ and sublimes in acicular crystals. **A., Succinic** ($C_4H_6O_4$), an acid prepared by the distillation of amber, and artificially in many other ways; occurs in certain hydatid cysts of the liver; diuretic, stimulant, and antispasmodic. Unof. **A., Sulphydic.** See *A., Hydrosulphuric.* **A., Sulphanilic** ($C_6H_5(NH_2).SO_2H$), obtained by heating anilin (1 part) with fuming H_2SO_4 (2 parts) to 180° until SO_2 appears. Crystallizes in rhombic plates with one molecule of water, which effloresce in the air. **A., Sulphichthyolic**, an acid that appears to be the principal component of commercial ichthyol. Its sodium, ammonium, lithium, and zinc salts have been highly praised as efficacious in cystitis, nephritis, and diabetes. Dose grs. iss in pill or capsule. **A., Sulphocarbolic** ($C_6H_5HSO_3$), phenyl bisulphate, formed by the union of carbolic and sulphuric acids. Its salts, the sulpho-carbolates, are used in medicine as intestinal anti-septics, etc. See *Aseptol.* **A.,**

Sulphonic. See *Aseptol*. **A., Sulphuric** (H₂SO₄), an acid prepared from castor oil acted upon by sulphuric acid. It is a thick syrup, that has the power of dissolving and emulsifying many substances; recommended for pharmaceutical uses. **A., Sulphuric** (H₂SO₄), *Oil of Vitriol*, a heavy, oily, corrosive acid, consisting of not less than 92.5 per cent. sulphuric anhydrid and 7.5 per cent. of water. Of value in lead poisoning. Sometimes used as a caustic. **A., Sulph., Aromatic**, contains 20 per cent. acid, diluted with alcohol and flavored with cinnamon and ginger. Dose $\text{m}\nu$ -xx. **A., Sulph., Dilute**, contains ten per cent. strong acid to 90 of water. Dose $\text{m}\nu$ -xxv, well diluted. **A., Sulphurous** (H₂SO₃), a colorless acid containing about 6.4 per cent. of sulphurous anhydrid in 93.6 per cent. of water. The gas (SO₂) is a very valuable disinfectant. The acid is used as a spray or lotion in diphtheria, stomatitis, and as a wash for indolent and syphilitic ulcers. The various hyposulphites are mainly valuable in that they decompose and give off sulphur dioxide. Dose $\text{m}\nu$ -5j. See, also, *Sodium, Potassium, and Magnesium*. **A., Tannic** (C₁₁H₁₀O₆), *Tannin*, an astringent acid obtained from nutgalls, occurring in yellowish, scaly crystals. Soluble in water and alcohol. Internally it is an antidote in poisoning by alkaloids and tartar emetic, and in hemorrhoids and catarrh of mucous membrane. Useful mainly as an astringent lotion in many skin diseases. Dose gr. j-xx. **A., Tan., Glycerit**, one part tannin in four of glycerin. **A., Tan., Suppositories**, one part of tannin to five of butter of cacao. **A., Tan., Troches**, each contain ½ gr. of tannic acid. **A., Tan., Unguent**, a ten per cent. ointment of the acid incorporated with benzoated lard. **A., Tartaric** (C₄H₄O₆), an astringent acid, chiefly employed in refrigerant drinks and in baking powders; 20 grains neutralize 27 of potassium bicarbonate, 22 of sodium bicarbonate, and 15½ of ammonium carbonate. Dose gr. x-xxx. Widely distributed in the vegetable world, and occurs principally in the juice of the grape, from which it deposits after fermentation in the form of acid potassium tartrate (argol). It results on oxidizing saccharic acid and milk sugar with HNO₃. It crystallizes in large monoclinic prisms, which dissolve readily in water and alcohol, but not in ether. It melts at 167°-170°. Its salts are the tartrates. **A., Tartronic** (C₃H₄O₃), occurs in large prisms that are easily soluble in water, alcohol, and ether. It melts at 184° C. Produced from glycerol by oxidation with potassium permanganate. **A., Taurocholic** (C₂₄H₄₅NOS₂), occurs in bile; very soluble in water and alcohol; crystallizes in fine needles. **A., Teracrylic** (C₇H₁₂O₂), obtained by the distillation of terpenic acid. It is an oily liquid, with an odor resembling that of valeric acid, and boiling at 208° without decomposition. **A., Terebic** (C₁₁H₁₈O₄), a monobasic acid formed when turpentine oil is oxidized with HNO₃. Sparingly soluble in cold water, crystallizes in shining prisms, and melts at 175°. **A., Tetraoxycaproic**. See *A., Saccharic*. **A., Tetraoxyvaleric**. See *A., Arabonic*. **A., Thebolactic** (C₂H₆O₃), a crystalline principle obtained from opium. **A., Tide** (*as'id-tid*). See *Tide*. **A., Trichloracetic** (HC₂Cl₃O₂), an acid formed from acetic acid, three atoms of the hydrogen of which is (in the new acid) replaced by chlorine. It is considered one of the best reagents for the detection of albumin in the urine, and is a valuable caustic, especially for rhinopharyngological purposes. **A., Trichlorolactic** (C₂H₃O₂Cl₃), made by heating chloralcyanhydrin with concentrated HCl. It is a crystalline mass that melts at from 105° to 110°.

Soluble in water, in alcohol, and in ether. **A., Tricyanic** (C₃N₃O₃H₃), *Cyanuric Acid*, obtained from tricyanogenchlorid by boiling the latter with water and alkalis. It crystallizes from aqueous solution with two molecules of water in large rhombic prisms; soluble in 40 parts of cold water; easily soluble in hot water and in alcohol. **A., Trimesic** (C₆H₆O₆), formed when mesitylenic and uvitic acids are oxidized with a chromic acid mixture. Crystallizes in short prisms, readily soluble in hot water and alcohol, melts about 300°, and sublimes near 240°. **A., Tropic** (C₆H₅.C₂H₃(OH).CO₂H), obtained by digesting the alkaloids, atropin, and belladonna with baryta water. Slowly soluble in water; crystallizes in needles or plates, and melts at 117°. **A., Umbellic** (C₆H₈O₄), obtained by digesting umbelliferon with caustic potash, and then precipitating with acids. It is a yellow powder, decomposing at about 240°. **A., Undecolic** (C₁₁H₁₈O₂), obtained from the bromid of undecylenic acid. It fuses at 59.5°. **A., Uric** (C₅H₄N₂O₃), an acid found in the urine of man and the carnivora—rarely in the herbivora—abundantly in the excrement of birds, reptiles, and molluscs. Crystallizes in small, white, rhombic crystals, insoluble in alcohol and ether, soluble in 1900 parts of boiling water, and in hydrochloric acid. Exists usually in combination with the metals of the alkaline group. Separated from urine by adding ten per cent. of hydrochloric acid and allowing the crystals to settle for 48 hours, when they may be separated and weighed. Haycraft's method is a more exact but extended process. **A., Uric, Murexid, Test for**. See *Murexid*. **A., Uroleucic** (C₉H₁₀O₅) [*uro-, leucin*], a stellate, crystalline acid found in the urine in alkaptonuria. **A., Uvitic** (C₉H₈O₄), *Mesidic Acid*, obtained by oxidizing mesitylene with dilute HNO₃. Crystallizes from hot water in needles, melting at 287°. **A., Valeric** (C₅H₁₀O₂), formed by oxidizing normal amyl alcohol. Similar to butyric acid, but is more sparingly soluble in water; boils at 186°; sp. gr. at 0° is 0.9568. It congeals in the cold and melts at 20°. A mobile liquid with caustic acid taste and the pungent smell of old cheese. Its salts have been somewhat used in medicine. **A., Veratric** (C₉H₁₀O₄), occurs with veratrin in the sabadilla seeds; crystallizes from hot water in short, white, transparent needles, melting at 179.5° C.; soluble in water and alcohol. **A., Vulpic** (C₁₉H₁₁O₅), occurs in the lichen *Cetraria vulpina*, from which it may be extracted by chloroform or lime water. Sparingly soluble in water and ether, crystallizes from alcohol in yellow prisms, melting at 110° and subliming. **A., Xanthic** (C₃H₅O.CS.SH), a heavy, oily liquid, not soluble in water, with a penetrating smell and a sharp, astringent taste, many of whose salts have a yellow color. **A., Xylic** (C₆H₃(CH₃)₂.CO₂H), produced by the oxidation of pseudo-cumene. Crystallizes from alcohol in long prisms; dissolves with difficulty in water; melts at 126° C., and sublimes readily. **A., Xylicid** (C₉H₁₀O₃), obtained by oxidizing xylic acid with dilute HNO₃; separates from boiling water in flocculent masses; melts at 282°.

Acida (*as'id-ah*) [L.]. Plural of *Acidum*, *q. v.*

Acid-Albumin (*as'id-al'-bu-min*). A derived albumin. A proteid having been acted upon or dissolved in the stronger acids, and yielding an acid reaction.

Acidiferous (*as'id-if'-er-us*) [*acidum*, acid; *ferre*, to bear]. Containing an acid; producing acidity.

Acidifiable (*as'id-if-i-a-bl*) [*acidum*, acid; *feri*, to become]. Capable of becoming an acid, or of becoming sour.

Acidification (*as'id-if-ik-a'-shun*) [*acidum*, acid; *facere*, to make]. Conversion into an acid; the process of becoming sour.

Acidimeter (*as-id-im'-et-er*) [*acidum*, acid; *μέτρον*, a measure]. An instrument for performing acidimetry.

Acidimetry (*as-id-im'-et-re*) [*acidum*, acid; *μέτρον*, a measure]. Determination of the free acid in a solution by an acidimeter, or by chemical reactions.

Acidity (*as-id'-it-e*) [*acidum*, acid]. The quality of being acid; sourness; excess of acid.

Acidology (*as-id-ol'-o-je*) [*ἄκίς*, a bandage, a point; *λόγος*, a treatise]. The science of surgical appliances.

Acidometry (*as-id-om'-et-re*). See *Acidimetry*.

Acidopeirastic (*as-id-o-pi-ras'-tik*) [*ἄκίς*, a point; *πειράζειν*, to test]. See *Akidopeirastic*.

Acidostephyte (*as-id-os'-te-o-fit*) [*ἄκίς*, a point; osteophyte]. A sharp, or needle-shaped, osteophyte.

Ac'ids, Aromat'ic. Acids derived by replacing hydrogen in the benzenes by carboxyls. They are crystalline solids that generally sublime undecomposed. Most of

them dissolve with difficulty in water. **A., Diazo**. See *Diazo Acids*. **A., Dibasic**, acids containing two carboxyl groups. They are solids, crystallizable, and generally volatile without decomposition. They are mostly soluble in water and have a strong acid reaction. See *Table*. **A., Fatty**, a class of monobasic acids, formed by the oxidation of the primary alcohols. The more complex fatty acids are found in all oleaginous compounds, where they exist combined with glycerin, forming fats. The fatty acids have a general formula $C_nH_{2n}O_2$. See *Table*. **A., Monobasic**, products of the replacement by oxygen of the two hydrogen atoms attached to the carbon-carrying OH. These acids enter into combination with a univalent basic radical to form a neutral salt, or a salt containing one equivalent of a base. **A., Organic**, acids characterized by the carboxyl group CO.OH.

TABLE OF DIBASIC ACIDS OF THE FATTY COMPOUNDS.

1. FIRST SERIES. $C_nH_{2n-2}O_4$.

NAME.	FORMULA.	PHYSICAL CONDITION.	MELTING POINT. (Centigrade.)	SOLUBILITY.
Oxalic,	$C_2H_2O_4$	Solid.	101°	Slowly in water. Easily in alcohol.
Malonic,	$C_3H_4O_4$	Solid.	132°	Easily in water, alcohol, ether.
Succinic,	$C_4H_6O_4$	Solid.	180°	Slowly in water and alcohol.
Pyrotartaric,	$C_5H_6O_4$	Solid.	112°	Readily in water, alcohol, ether.
Adipic,	$C_6H_{10}O_4$	Solid.	148°	Slowly in water.
Pimelic,	$C_7H_{12}O_4$	Solid.	102-104°
Suberic,	$C_8H_{14}O_4$	Solid.	140°	Slowly in water. Readily in alcohol, ether.
Lepargylic (Azelaic),	$C_9H_{16}O_4$	Solid.	166°	Slowly in water.
Sebacic,	$C_{10}H_{18}O_4$	Solid.	127°
Brassylic,	$C_{11}H_{20}O_4$	Solid.	105°	Almost insoluble in water.
Roccellic,	$C_{17}H_{32}O_4$	Solid.	132°
Cetyl Malonic,	$C_{19}H_{36}O_4$	Solid.	121°

2. SECOND SERIES. UNSATURATED DICARBOXYLIC ACIDS. $C_nH_{2n-4}O_4$.

Fumaric,	$C_4H_4O_4$	Solid.	. . .	Almost insoluble in water.
Maleic,	$C_4H_4O_4$	Solid.	136°	Readily soluble in water.
Ethidene Malonic,	$C_5H_6O_4$	Solid.	226°
Citraconic,	$C_5H_6O_4$	Solid.	80°
Itaconic,	$C_5H_6O_4$	Solid.	161°	Slowly soluble in water
Mesaconic,	$C_5H_6O_4$	Solid.	202°	Slowly soluble in water.
Allyl Malonic,	$C_6H_8O_4$	Solid.	103°
Propylidene Malonic,	$C_6H_8O_4$	Solid.
Hydromuconic,	$C_6H_8O_4$	Solid.	195°	Slowly soluble in water.
Pyrocinchonic,	$C_6H_8O_4$	Only exists in the salts.
Allyl Succinic,	$C_7H_{10}O_4$	Solid.	94°
Carbocaprolactonic,	$C_7H_{10}O_4$	Solid.	69°
Tetraconic,	$C_7H_{10}O_4$	Solid.	162°
Xeronic,	$C_8H_{12}O_4$

TABLE OF DIBASIC ACIDS OF THE FATTY COMPOUNDS.—Continued.

3. THIRD SERIES. $C_nH_{2n-6}O_4$.

NAME.	FORMULA.	PHYSICAL CONDITION.	MELTING POINT. (Centigrade)	SOLUBILITY.
Acetylene Dicarboxylic.	$C_4H_2O_4$	Solid.	175°	. . .
Glutinic.	$C_4H_2O_4$	Solid.	145-146°	. . .
Muonic.	Solid.	260°	. . .
Diallyl Malonic.	Solid.	133°	. . .
Diacetylene Dicarboxylic.	$C_6H_2O_4$	Solid.	. . .	Readily soluble in water, alcohol, ether.
Tetra-acetylene Dicarboxylic.	$C_{10}H_2O_4$	Solid.

4. KETONE DICARBOXYLIC ACIDS.

Meso-xalic.	$C_3H_2O_5$	Solid.	115°	. . .
Oxalo-acetic.	$C_4H_4O_5$
Aceto-malonic.	$C_5H_6O_5$
Acetone Dicarboxylic.	$C_5H_6O_5$	Solid.	130°	Readily soluble in water and ether.
Aceto-succinic.	$C_6H_8O_5$	Solid.	244-245°	. . .
Aceto-glutaric.	$C_7H_{10}O_5$

5. DIKETONE-DICARBOXYLIC ACIDS.

Oxal-diacetic.	$C_6H_6O_6$	Solid.	77°	. . .
Oxal-levulinic.	$C_7H_8O_6$	Liquid.
Diaceto-succinic.	$C_8H_{10}O_6$	Solid.	78°	. . .

6. URIC ACID GROUP (CARBAMIDES OF THE DICARBOXYLIC ACIDS).

Parabanic Acid (<i>Oxalyl Urea</i>).	$C_3H_2N_2O_3$	Solid.	. . .	Soluble in water and ether.
Oxaluric Acid.	$C_3H_2N_2O_4$	Solid.	. . .	Slowly soluble in water.
Barbituric Acid (<i>Malonyl Urea</i>).	$C_4H_4N_2O_3$	Solid.
Dialuric Acid (<i>Tartronyl Urea</i>).	$C_4H_2N_2O_4$	Solid.
Alloxan (<i>Meso-xalyl Urea</i>).	$C_4H_2N_2O_4$	Solid.	. . .	Readily soluble in water.
Uric Acid.	$C_5H_4N_4O_3$	Solid.	. . .	Insoluble in alcohol and ether. Slowly soluble in water.
Guanin.	$C_5H_4N_5O$	Solid.	. . .	Insoluble in water, alcohol, ether.
Theobromin.	$C_7H_8N_4O_2$	Solid.	290°	Slowly soluble in hot water and alcohol.
Caffein (Thein).	$C_8H_{10}N_4O_2$	Solid.	225°	Slightly soluble in cold water and alcohol.

TABLE OF FATTY ACIDS.

FIRST SERIES. $C_nH_{2n}O_2$.

FIRST SERIES.—Continued.

NAME.	FORMULA.	PHYSICAL CONDITION.	MELTING POINT. (Centigrade).	BOILING POINT. (Centigrade).	SPECIFIC GRAVITY.	NAME.	FORMULA.	PHYSICAL CONDITION.	MELTING POINT. (Centigrade)	BOILING POINT. (Centigrade).	SPECIFIC GRAVITY.
Formic.	CH_2O_2	Liquid.	. . .	99°	1.223	Valerianic.	$C_5H_{10}O_2$	Liquid.	-20°	186°	0.9568
Acetic.	$C_2H_4O_2$	Liquid.	. . .	118°	1.0514	Caproic.	$C_6H_{12}O_2$	Liquid.	-2°	205°	0.928
Propionic.	$C_3H_6O_2$	Liquid.	. . .	140°	0.992	Enanthylic.	$C_7H_{14}O_2$	Liquid.	-10.5°	223°	. . .
Butyric.	$C_4H_8O_2$	Liquid.	. . .	165°	0.9557	Caprylic.	$C_8H_{16}O_2$	Liquid.	16.5°	236.5°	. . .

TABLE OF FATTY ACIDS.—Continued.

FIRST SERIES.—Continued.

NAME.	FORMULA.	PHYSICAL CONDITION.	MELTING POINT. (Centigrade.)	BOILING POINT. (Centigrade.)	SPECIFIC GRAVITY.
Pelargonic, .	C ₉ H ₁₈ O ₂	Liquid.	12°	253.5°	..
Capric, . . .	C ₁₀ H ₂₀ O ₂	Solid.	31.4°	268°	..
Undecylic, . .	C ₁₁ H ₂₂ O ₂	Solid.	28.5°	212°	..
Lauric, . . .	C ₁₂ H ₂₄ O ₂	Solid.	43.6°	269°	..
Tridecylic, .	C ₁₃ H ₂₆ O ₂	Solid.	49.5°	235°	..
Myristic, . . .	C ₁₄ H ₂₈ O ₂	Solid.	54°
Pentadecatoic,	C ₁₅ H ₃₀ O ₂	Solid.	51°	257°	..
Palmitic, . . .	C ₁₆ H ₃₂ O ₂	Solid.	62°
Margaric, . .	C ₁₇ H ₃₄ O ₂	Solid.	60°
Stearic, . . .	C ₁₈ H ₃₆ O ₂	Solid.	62.2°
Nondecylic, .	C ₁₉ H ₃₈ O ₂	Solid.	65.5°
Arachidic, . .	C ₂₀ H ₄₀ O ₂	Solid.	75°
Medullic, . .	C ₂₁ H ₄₂ O ₂	Solid.	72°
Behenic, . . .	C ₂₂ H ₄₄ O ₂	Solid.	73°
Lignoceric, .	C ₂₄ H ₄₈ O ₂	Solid.	80.5°
Hyenic, . . .	C ₂₅ H ₅₀ O ₂	Solid.	77°
Cerotic, . . .	C ₂₇ H ₅₄ O ₂	Solid.	79°
Melissic, . . .	C ₃₀ H ₆₀ O ₂	Solid.	88°
Thebromic, .	C ₆₄ H ₁₂₈ O ₂	Solid.	72°

SECOND SERIES. OLEIC ACIDS. C_nH_{2n-2}O₂.

Acrylic, . . .	C ₃ H ₄ O ₂	Liquid.	+ 7°	139.5°	..
Crotonic, . . .	C ₄ H ₆ O ₂	Solid.	72°	182°	..
Angelic, . . .	C ₅ H ₈ O ₂	Solid.	45°	185°	..

SECOND SERIES.—Continued.

NAME.	FORMULA.	PHYSICAL CONDITION.	MELTING POINT. (Centigrade.)	BOILING POINT. (Centigrade.)	SPECIFIC GRAVITY.
Pyroterebic, .	C ₆ H ₁₀ O ₂	Liquid.
Teracrylic, . .	C ₇ H ₁₂ O ₂	Liquid.	..	268°	..
Nonylenic, . .	C ₉ H ₁₆ O ₂	Liquid.
Decylenic, . .	C ₁₀ H ₁₈ O ₂	Solid.	+10°
Campholic, . .	C ₁₀ H ₁₈ O ₂	Solid.	95°
Undecylenic, .	C ₁₁ H ₂₀ O ₂	..	24.5°	275°	..
Cymnic, . . .	C ₁₅ H ₂₈ O ₂
Hypogaic, . .	C ₁₆ H ₃₀ O ₂	Solid.	33°
Oleic,	C ₁₈ H ₃₄ O ₂	Liquid.	+14°
Elaïdic, . . .	C ₁₈ H ₃₄ O ₂	Solid.	44-45°
Doeglic, . . .	C ₁₉ H ₃₆ O ₂
Erucic, . . .	C ₂₂ H ₄₂ O ₂	Solid.	33-34°
Brassicic, . .	C ₂₂ H ₄₂ O ₂	Solid.	56°

THIRD SERIES. PROPIOLIC ACIDS. C_nH_{2n-4}O₂.

Propiolic, . .	C ₃ H ₄ O ₂	Liquid.	+ 6°	144°	..
Tetrolic, . . .	C ₄ H ₆ O ₂	Solid.	76°	203°	..
Sorbic,	C ₆ H ₈ O ₂	Liquid.	134.5°	225°	..
Diallylacetic,	C ₈ H ₁₂ O ₂	Liquid.	..	221°	..
Undecolic, . .	C ₁₁ H ₁₈ O ₂	..	59.5°
Palmitolic, . .	C ₁₆ H ₂₈ O ₂	Solid.	42°
Stearoleic, . .	C ₁₈ H ₃₂ O ₂	Solid.	45°
Linoleic, . . .	C ₁₈ H ₃₂ O ₂	Liquid.	0.921
Behenolic, . .	C ₂₂ H ₄₀ O ₂	Solid.	57.5°

Acidulated (*as-id' -u-la-ted*) [*acidulare*, to make sour]. Somewhat sour or acid; sourish.

Acidulous (*as-id' -u-lus*) [*acidulare*, to make sour]. Sourish; subacid; moderately sour.

Acidum (*as' -id -um*) [L.]. See *Acid*.

Acidurgia (*as-id -ur' -je -ah*). See *Acidurgia*.

Acies (*a' -she -ēs*) [L., sharpness, edge, steel]. 1. Sharpness; keenness. 2. A sharp or cutting instrument, or drupelets, as a grape or raspberry.

Acinaceous (*as-in -a' -she -us*) [*acinus*, a berry or grape-stone]. Possessing or made of kernels, small seeds, or drupelets, as a grape or raspberry.

Acinacifolious (*as-in -as -if -o' -le -us*) [*acinaces*, a simitar; *folium*, a leaf]. In biology, having simitar-shaped leaves.

Acinaciform (*as-in -as' -e -form*) [*acinaces*, a simitar; *formis*, shape]. In biology, a leaf, pod, or other object, having one straight, thick edge, and one thin and convex; simitar-shaped.

Acinarius (*as-in -a' -re -us*) [*acinus*, the grape]. In biology, having the surface covered with grape-like vesicles, as in certain algae.

Acinesia (*as-in -e' -se -ah*) [à priv.; *κίνησις*, motion].

Motor paralysis. A loss of motion in any or all parts of the body; abstinence from motion. Also, the interval between consecutive throbs of the heart. See also *Diastole*.

Acinesis (*as-in -e' -sis*). Same as *Acinesia*.

Acinetan (*as-in -e' -tan*) [*ἀκίνητος*, motionless]. An infusorian having suctorial, tubular processes instead of cilia; one of the *Acinetæ*.

Acinetatrophia (*as-in -et -at -ro' -fe -ah*) [*acinesis*; *atrophia*]. Atrophy due to lack of exercise.

Acinetic (*as-in -e' -ik*) [*ἀκίνητος*, motionless]. Relating to, or affected with, acinesia.

Acineticform (*as-in -e' -e -form*). In biology, an acinetan-like infusorian.

Acini (*as' -in -i*) [L.]. Plural of *Acinus*, *q. v.*

Aciniform (*as-in -e' -e -form*) [*acinus*, a grape]. Grape-like.

Acinus (*as' -in -us*) [*acinus*, a grape; *pl. Acini*]. Any one of the smallest lobules of a conglomerate gland; a sacule of a compound racemose gland; a lobule of the liver, etc.

Acipenser (*as -e -pen' -ser*) [ἄκτις/στος, the sturgeon]. A genus of fishes. *A. huso*. See *Ithyocolla*.

Acipenserid (*as-e-pen'-ser-id*) [*ἀκκίπσιου*, the sturgeon]. A member of the family *Acipenseridae*. A sturgeon.

Acipenseroid (*as-e-pen'-ser-oid*) [*ἀκκίπσιου*, the sturgeon]. In biology, resembling the sturgeon.

Aciurgia (*as-e-er'-je-ah*), or **Aciurgy** (*as'-e-er-je*) [*ἀκῦ*, point; *ἔργον*, to work]. Operative surgery.

Ack'ermann's An'gles. See *Angle*.

Aclastic (*ak-us'-tik*) [*ἀ priv.*; *κλῆνν*, to break]. Not refracting.

Acleitocardia (*ah-kli-to-kar'-de-ah*) [*ἀ priv.*; *κλειεν*, to close; *καρδια*, the heart]. Imperfect closure of the foramen ovale, a fetal opening between the auricles of the heart, which prevents perfect aëration of the blood. It is thought to be connected with the disease variously known as cyanopathy. "Blue Disease," "Blue Jaundice," etc.

Acmastic (*ak-mas'-tik*) [*ἀκμαστικός*, in full bloom]. Having no acme, or culminating point (said of fevers); continuous.

Acme (*ak'-me*) [*ἀκμή*, a point]. The critical stage of a disease; the crisis. The highest point or degree of anything.

Acmon (*ak'-mon*) [*ἀκμων*, an anvil]. The incus.

Acne (*ak'-ne*) [*ἀκνή*, a point]. *Acne vulgaris*; *Varius*: a very common, usually chronic, inflammatory disease of the sebaceous glands, occurring mostly about the face, chest, and back. The lesions may be papular, pustular, or tubercular. It occurs usually between the ages of puberty and twenty-four years, is usually worse in winter, and is associated with menstrual and gastrointestinal troubles. The individual lesions consist of minute pink, acuminate papules or pimples, in the center of which is a black-topped comedo (*A. punctata*, *A. papulosa*). **A. adenoid**. See *Lupus*, *Disseminated Follicular*. **A. adolescentium**. Synonym of *A. vulgaris*. **A. albida**. Synonym of *Milium*.

A. artificialis, that form that disappears when the cause is removed. **A. atrophica**. Synonym of *A. varioliformis*. **A. cachecticum**, a form occurring only in starved or debilitated persons after long, wasting diseases, as phthisis. It consists of flat, livid, acneiform papules and pustules without comedones, resulting in deep pigmented scars. They are situated chiefly on the trunk and lower extremities. **A. ciliaris**, acne at the edges of the eyelids. **A. disseminata**. Synonym of *A. vulgaris*. **A. erythematosa**. Synonym of *A. rosacea*. **A. frontalis**. Synonym of *A. varioliformis*. **A. generalis**, acne that has become general over the surface of the body.

A. hypertrophica, stage of *A. rosacea* in which there is a permanent, intensely red, non-inflammatory, nodulated thickening of the tips and sides of the nose, expanding it, both laterally and longitudinally. **A. indurata**, a variety of *A. vulgaris*, characterized by chronic, livid indurations, the result of extensive perifollicular infiltration. Especially seen in strumous subjects. **A. keloid**. See *Dermatitis papillomatosa capilliti*. **A. keratosa**, a rare form of acne in which a horny plug takes the place of the comedone, and by its presence excites inflammation. **A. mentagra**. See *Sycosis*. **A. necrotica**. Synonym of *A. varioliformis*. **A. papulosa**. See *Acne*. **A. picealis**, *Tar Acne*: a form of dermatitis that involves chiefly the extensor surfaces of the limbs, common in fiber-dressers who work with paraffin and in persons otherwise brought in contact with tar or its vapor.

A. punctata, a variety of *A. vulgaris*. See *Acne*. **A. pustulosa**, a variety of *A. vulgaris*, characterized by dermic abscesses. **A. rodens**. Synonym of *A. varioliformis*. **A. rosacea**. *Rosacea*; *Telangiectasis faciei*; *Necru araneus*; *Brandy Nose*; *Whisky Nose*;

Spider Venus; *Spider Cancer*. A chronic, hyperemic, or inflammatory affection of the skin, situated usually upon the face, especially the nose, cheeks, forehead, and chin. It starts as a redness, which later becomes permanent and is then associated with the development of papules, pustules, and varicose vessels. In the latest stages there is an excessive formation of new tissue. Its causes are some reflex irritation of the stomach, bowels, or sexual apparatus. Common in drunkards. **A. scrofulosa**, a variety of *A. cachecticum*, that occurs in strumous children. **A. sebacea**. Synonym of *Schoriæa*. **A. simplex**, a variety of *A. vulgaris*. **A. sycosiformis**. Same as *Sycosis non-parasitica*. **A. tarsi**, an inflammatory affection of the large sebaceous glands of the eyelashes (Meibomian glands). **A. varioliformis**, a rather rare disease, situated chiefly about the forehead, at the junction with the hairy scalp, and extending into the hair. It is especially abundant on the temples, and may spread over the face and body. It is a disease of adult life, but may occur before the age of twenty years. The pustules appear in groups, and each has a hard, central, necrotic scab, which presses into the skin, and when separated leaves a deep pit, at first dark red, but eventually becoming white. It is a very chronic disease, appearing in successive crops. Its etiology is unknown. **A. vulgaris**. See *Acne*.

Acnemia (*ak-ne'-me-ah*) [*ἀ priv.*; *κνήμη*, leg]. Deficiency in the calf of the leg.

Acnitis (*ak-ni'-tis*) [*ἀκνή*, a point; *τις*, inflammation]. See *Hydroadenitis phlegmonosa*.

Acæ-. See *Acæ*.

Acælius (*ah-se'-le-us*). See *Acelius*.

Acolasia (*ak-o-las'-ze-ah*) [*ἀκόλᾳσια*, intemperance]. Unrestrained self-indulgence; lust; intemperance.

Acolastic (*ak-o-las'-tik*) [*ἀκόλᾳσια*, intemperance]. Due to, or characterized by, acolasia.

Acology (*ak-ol'-o-je*) [*ἀκος*, remedy; *λόγος*, a discourse]. Acology.

Acolous (*ah-ko'-lus*) [*ἀ priv.*; *κόλον*, limb]. Having no limbs.

Acomia (*ah-ko'-me-ah*) [*ἀ priv.*; *κόμη*, hair]. Baldness. A deficiency of hair arising from any cause.

Acomous (*ah-ko'-mus*) [*ἀ priv.*; *κόμη*, hair]. Hairless, bald.

Acondylose (*ah-kon'-dil-ōs*). See *Acondylous*.

Acondylous (*ah-kon'-dil-ōs*) [*ἀ priv.*; *condyle*]. Having no condyles; having no joints.

Aconine (*ak'-o-nin*) [*ἀκονίτιον*], C₂₆H₃₉NO₁₁. A decomposition product of aconitin.

Aconite (*ak'-o-nit*). See *Aconitum*.

Aconitia (*ak-o-nish'-e-ah*). Aconitin, or aconitina; a very poisonous alkaloid, the active principle of aconite.

Aconitic Acid (*ak-o-nit'-ik*). See *Acid*.

Aconiti folia (*ak-o-ni-ti fō'-le-ah*) [L.]. Aconite leaves. See *Aconitum*. **A. radix** (*ak-o-ni-ti rat'-dix*), aconite root. See *Aconitum*.

Aconitina (*ak-on-it-i'-nah*). Same as *Aconitia*. See *Aconitum*.

Aconitum (*ak-o-ni'-tum*) [L.]. The root of *Aconitum napellus*. Possesses a bitter, pungent taste. Produces numbness and persistent tingling in the tongue and lips. It is very poisonous. Exerts great depression of the heart, respiration, circulation, and nerves. It is antipyretic, diaphoretic, and diuretic. The active principle is *Aconitin*. Highly beneficial in fevers, acute throat affections, and inflammation of the respiratory organs. Dose gr. ss-ij. **A. Abstractum**, has double the strength of the powdered drug, or its fluid extract. Dose gr. ½-ij. Unof. **A. Extractum**. Dose gr. ½-½. **A. Ext. Fld.**, has a strength of one drop to the grain of powdered drug. Dose ℥ ¼-ij. **A. Liniment**

(B. P.), aconite-root, camphor, and rectified spirit. **A. Tinct.**, contains aconite 35, alcohol and water each q. s. Dose $\text{m} \frac{1}{2}$ -iv. The following are unofficial: **Aconitina** ($\text{C}_{33}\text{H}_{43}\text{NO}_{12}$) (aconitin), an amorphous solid. Dose gr. $\frac{1}{50}$ - $\frac{1}{5}$. *A. ferox*, a plant of the Himalayas, used internally for pneumonia and pleurisy; externally for neuralgia. Dose of the tincture (1 in 10) $\text{m} \frac{1}{2}$ -v. **A. Injectio Hypodermica**, one grain in $\frac{1}{2}$ ounce. Dose $\text{m} \frac{1}{2}$ -iv. **A. Napellina**, Dose gr. $\frac{1}{2}$ -3. St. Jacob's Oil, a weak aconite liniment. **A. Oleatum**, a two per cent. solution of aconitin in oleic acid. **A. Ung.** (B. P.), eight grains to the ounce.

Aconuresis (*ah-kon-u-re'-sis*) [$\acute{\alpha}$ priv.; *conari*, to strive; *οὐρησις*, urination]. Involuntary discharge of urine.

Acopa (*ak'-o-pah*). Plural of *Acopon*, q. v.

Acopia (*ah-ko'-pe-ah*) [*ἀκοπία*]. Freedom from weariness.

Acopic (*ah-ko'-pik*) [see *Acopia*]. Refreshing; restorative; restful.

Acopon (*ak'-o-pon*) [$\acute{\alpha}$ priv.; *κόπος*, fatigue]. A restorative, or cordial medicine or application.

Acoprosis (*ah-ko'-pro'-sis*) [$\acute{\alpha}$ priv.; *κόπρος*, excrement]. Deficient formation of feces.

Acor (*a'-kor*) [L.]. Acrimony; acidity, as of the stomach.

Acorea (*ah-ko-re'-ah*) [$\acute{\alpha}$ priv.; *κόρη*, pupil]. Absence of the pupil.

Acoretin (*ak-o-re'-tin*) [*acorus*; *ῥητίνη*, resin]. A resinous principle obtained from *Acorus calamus*.

Acoria (*ah-ko'-re-ah*) [$\acute{\alpha}$ priv.; *κόρος*, satisfaction]. A greedy or insatiable appetite.

Acorin (*ak'-o-rin*) [$\acute{\alpha}$ priv.; *κόρη*, the pupil]. A bitter glucoside obtained from *Acorus calamus*, or sweet flag.

Acormous (*ah-ko'-rus*) [$\acute{\alpha}$ priv.; *κορμός*, the trunk of a tree]. Trunkless; of the nature of an acornus.

Acormus (*ah-ko'-rus*) [$\acute{\alpha}$ priv.; *κορμός*, the trunk]. A monster without a trunk or body.

Acorn (*a'-korn*) [L.]. The fruit or nut of the oak. See *Camata* and *Camulina*.

Acorn-cups (*a'-korn-kups*). The capsules in which acorns are seated. See *Valaria*.

Acorus (*ak'-o-rus*) [$\acute{\alpha}$ priv.; *κόρη*, the pupil]. See *Culamus*.

Acosmia (*ah-koz'-me-ah*) [$\acute{\alpha}$ priv.; *χόσμος*, order]. 1. Poor health. 2. An irregularity in the course of a disease.

Acotyledon (*ah-kot-il-e'-don*) [$\acute{\alpha}$ priv.; *κοτύληδών*, a hollow vessel]. In botany, a plant producing an embryo without seed-leaves or cotyledons.

Acotyledonous (*ah-kot-il-e'-do-nus*) [$\acute{\alpha}$ priv.; *κοτύληδών*, a hollow vessel]. Destitute of embryo or embryonic leaves, or cotyledons.

Acouchi (*ah-ko'-chē*). See *Acuchi*.

Acoumeter, or **Acouometer** (*ah-ko'-met-er*, *a-koo-om'-et-er*) [*ἀκούειν*, to hear; *μέτρον*, a measure]. An instrument for measuring the acuteness of hearing.

Acoumetry (*ah-ko'-met-re*) [*ἀκούειν*, to hear; *μέτρον*, a measure]. The measurement or testing of the acuteness of the hearing.

Acouphonia (*ah-koo-o-fō'-ne-ah*) [*ἀκούειν*, to hear; *φωνή*, sound]. Auscultatory percussion.

Acouxylon (*ah-koo-oks'-il-on*) [*ἀκούειν*, to hear; *ξύλον*, wood]. A wooden (pine) stethoscope.

Acousimeter (*ah-koo-sim'-et-er*) [*ἀκουσις*, a hearing; *μέτρον*, a measure.]. See *Acoumeter*.

Acousma (*ah-koos'-* or *koov'-mah*) [*ἀκουσμα*, thing heard: *pl.*, *Acousmata*]. An auditory hallucination; a condition in which imaginary sounds are noticed by the patient, and are believed by him to be real.

Acoustic (*ah-koos'-tik* or *koov'-tik*) [*ἀκουστικός*]. Relating to the ear or sense of hearing. **A. Duct**, the ex-

ternal meatus of the ear. **A. Nerve**, the portio mollis of the seventh pair. See *Nerves*. **A. Tetanus**, the rapidity of the induction shocks in a frog's nerve-muscle preparation, as measured by the pitch of a vibrating rod. **A. Tubercle**, a rounded elevation on either side of the floor of the fourth ventricle.

Acoustics (*ah-koos'-tik*s or *a-koos'-tik*s) [*ἀκουστικός*]. The science of sound.

Acquetta (*ak-wet'-tah*) [Ital.]. Same as *Aqua tofana*.

Acquired Movements (*ak-zul'-erd moov'-ment*s). Those brought under the influence of the will only after conscious and attentive effort and practice, in distinction from reacquired movements, those reinstated in their former proficiency after injury to the motor regions of the brain.

Acrapalous (*ah-krep'-al-us*). See *Acrepalous*.

Acramphibryous (*ak-ran-fib'-ri-us*) [*ἄσπος*, at the end; *αὐτό*, on both sides; *βύβιον*, blossom]. In biology, pertaining to plants that produce lateral as well as terminal buds.

Acrania (*ah-kra'-ne-ah*) [$\acute{\alpha}$ priv.; *κρανιον*, skull]. The condition of a monster with partial or complete absence of the cranium.

Acranial (*ah-kra'-ne-al*) [$\acute{\alpha}$ priv.; *κρανιον*, skull]. Having no cranium.

Acrasia (*ah-kra'-ze-ah*) [$\acute{\alpha}$ priv.; *κράσις*, moderation]. 1. Intemperance; lack of self-control. 2. Acratia.

Acraspedote (*ah-kras'-pe-dot*) [$\acute{\alpha}$ priv.; *κρίσπεδον*, a hem or border]. In biology, pertaining to Gegenbaur's group of medusae, *Acraspoda*; having a disk without velum or marginal fold.

Acratia (*ah-kra'-she-ah*) [*ἀκράτεια*: $\acute{\alpha}$ priv.; *κράτος*, force]. Impotence, loss of power.

Acraturesis (*ah-krat-u-re'-sis*) [*ἀκράτεια*, lack of strength; *οὐρησις*, micturition]. Inability to micturate, from atony of the bladder.

Acrebolic (*ak-rek-bol'-ik*) [*ἄκρος*, at the apex; *εκθόζιον*, to throw out]. In biology, capable of protrusion by an outward movement of the tip; the introverted and eversible proboscis of certain worms and molluscs.

Acrembolic (*ak-rem-bol'-ik*) [*ἄκρος*, at the apex; *εμβάλλειν*, to throw in, insert]. In biology, introversion by an inward movement of the tip, as the everted proboscis of certain worms and molluscs.

Acrepalous, or **Acræpalous** (*ah-krep'-al-us*) [$\acute{\alpha}$ priv.; *κραπάλη*, debauch]. Correcting the nausea that follows excess in drinking, or in eating.

Acrid (*ak'-rid*) [*acer*, *acris*, sharp]. Pungent, irritating; producing an irritation, as of the tongue, fauces, or stomach.

Acridian (*ak-rid'-i-an*) [dim. of *ἀκρίς*, a locust]. Pertaining to the acridia or grasshoppers.

Acridin (*ak'-rid-in*) [*acer*, acrid]. $\text{C}_{13}\text{H}_{11}\text{N}$. A substance produced by heating anilin and salicylic aldehyde to 260° with ZnCl_2 . Very soluble in alcohol and ether. It occurs in crude anthracene and dissolves in dilute acids with a beautiful green fluorescence. It readily sublimes in colorless leaflets; melts at 110°; and has a very pungent odor.

Acridins (*ak'-rid-in*s) [*acer*, acrid]. Substances obtained when diphenylamin is heated to 300° with fatty acids. They are feeble bases; their salts are decomposed by boiling water.

Acridophagus (*ak-rid-of'-a-gus*) [*ἀκρίς*, a locust; *φαγειν*, eat]. The eater of locusts.

Acrimony (*ak'-rim-o-ne*) [*acrimonia*]. Irritating quality, pungency, corrosiveness: an acrid quality or state.

Acrinia (*ah-krin'-e-ah*) [$\acute{\alpha}$ priv.; *κρίνειν*, to separate]. Diminution or suppression of a secretion or excretion.

Acrynyl (*ak-rin'-il*) [*acer, acrid*], C_7H_6O . One of the univalent radicles. **A. Sulphocyanate**, $C_7H_5O_2SCN$, an acrid and vesicating substance found in white mustard, corresponding to the essential oil of the black mustard.

Acrisis (*ah-kris'-e-ah*) [*á priv. ; crisis*]. The absence of a crisis from a disease; an unfavorable crisis or turn in the course of an attack of disease.

Acritical (*ah-krit'-ak-al*) [*á priv. ; krisis, a crisis*]. Having no crisis; not relating to a crisis.

Acritochromacy (*ah-krit-o-kro'-mas-e*) [*ákritos, undistinguished; χρωμα, color*]. Color-blindness, achromatopsia.

Acroesthesia (*ak-ro-es-the'-ze-ah*). See *A. roesthesia*.

Acroanesthesia (*ak-ro-an-es-the'-ze-ah*) [*ákrov, extremity ; ἀνασθησία, want of feeling*]. Anesthesia of the extremities.

Acroarthrit (*ak-ro-arth-ri'-tis*) [*ákrov, extremity ; άρθρον, a joint ; ιτις, inflammation*]. Inflammation of the joints of a limb.

Acroasphyxia (*ak-ro-as-fiks'-e-ah*) [*ákrov, extremity ; á priv. ; σπυγξ, pulse*]. Asphyxia of the extremities, the so-called phenomena of Raynaud.

Acrobryous (*ak-rob'-re-us*) [*ákros, apex ; βρύον, a flower*]. In biology, growing only at the apex.

Acrobystia (*ak-ro-bis'-te-ah*) [*ákροβυστία, the foreskin*]. The prepuce.

Acrobystiolith (*ak-ro-bis'-te-o-lith*) [*ákροβυστία, the prepuce ; λίθος, a stone*]. A preputial calculus.

Acrobystitis (*ak-ro-bis'-ti'-tis*) [*ákροβυστία, the foreskin ; ιτις, inflammation*]. Posthitis.

Acrocarpus (*ak-ro-kar'-pus*) [*ákros, at the apex ; καρπός, fruit*]. In biology, fruiting at the tips, as mosses.

Acrocephalia (*ak-ro-sef'-al-le-ah*) [*ákrov, a point ; κεφαλή, the head*]. A deformity of the head in which the vertical diameter is increased and the top is more or less pointed.

Acrocephalic (*ak-ro-sef'-al'-ik*) [*ákrov, a point ; κεφαλή, the head*]. Characterized by acrocephalia; having the top of the head unusually high.

Acrocephaline (*ak-ro-sef'-al'-in*) [*ákrov, point ; κεφαλή, head*]. In biology, resembling birds of the genus *Acrocephalus*, the large-billed reed warblers.

Acrocephalous (*ak-ro-sef'-al-us*) [*ákrov, a point ; κεφαλή, the head*]. Characterized by or affected with acrocephalia.

Acrocephaly (*ak-ro-sef'-al-e*) [*ákrov, a point ; κεφαλή, the head*]. Same as *Acrocephalia*.

Acrocheir (*ak'-ro-kir*) [*ákrov, point ; χείρ, hand*]. The ends of the fingers considered together; the forearm and hand.

Acrochordon (*ak-ro-kor'-don*) [*ákροχορδών, literally the end of a catgut cord*]. A pedunculated or penile wart. Synonym of *Molluscum fibrosum*.

Acrocinesis (*ak-ro-sin'-e-sis*) [*ákros, extreme ; κίνησις, movement*]. Excessive motility; abnormal freedom of movement, as seen in certain cases of hysteria.

Acrocinctic (*ak-ro-sin'-e'-ik*) [*ákros, extreme ; κίνησις, movement*]. Characterized by acrocinesis.

Acrocyst (*ak'-ro-sit*) [*ákros, apex ; κύστις, pouch*]. In biology, a sort of broad sac at the top of the gonangium in certain hydroids.

Acrodermatitis (*ak-ro-der-mat'-it'-tis*) [*ákrov, extremity ; δέρμα, skin ; ιτις, inflammation*]. Inflammation of the skin of an extremity.

Acrodont (*ak'-ro-dont*) [*ákros, apex or edge ; δούς, tooth*]. In biology, one of or pertaining to those lizards with teeth attached to the edge of the jaw, without alveoli.

Acrodynia (*ak-ro-din'-e-ah*) [*ákros, an extremity ; δύνω, pain*]. Epidemic erythema; a disease closely allied

to pellagra. It is characterized by gastro-intestinal symptoms, redness of the conjunctive, edema of the face, formation, pricking pains in the palm and soles, hyperesthesia followed by anesthesia of these parts, and an erythematous eruption preceded by bullæ, chiefly on the hands and feet, but spreading over the limbs and trunk. This is followed by exfoliation and dark brown or black pigmentation, greatest in the warm regions of the body. Wasting of the limbs, with edema, cramps, pareses, and spasms may be present, and death may follow in the old or feeble. The disease is probably due to some noxious constituent of or defect in the diet.

Acroesthesia, or Acroesthesia (*ak-ro-es-the'-ze-ah*) [*ákros, extreme ; αίσθησις, sensation*]. Exaggerated sensitiveness, or sensibility. Sense of pain in the extremities.

Acrogen (*ak'-ro-jeu*) [*ákros, apex ; γενής, produced*]. In biology, a member of a division of the Cryptogams which grow by terminal buds, as ferns and mosses.

Acrogenic (*ak-ro-jeu'-ik*) [*ákros, apex ; γενής, produced*]. In biology, partaking of the character of an acrogen.

Acrogenous (*ak-roj'-en-us*) [*ákros, at the apex ; γενής, produced*]. In biology, growth by increase at the summit, as ferns, mosses, and certain zoöphytes.

Acrogenous (*ak-roj'-in-us*) [*ákros, at the tip ; γυνή, female*]. In biology, having the archegonia formed from or near the apical cell, as certain of the *Hepaticæ*.

Acrolein (*ak-ro'-le-in*) [*acer, sharp ; oleum, oil*], C_3H_4O . Acrylic Aldehyd. A highly volatile liquid derived from the decomposition or the destructive distillation of glycerin. See *Acrylaldehyd*.

Acrolien (*ak-ro-leu'-e-on*) [*ákrov, point ; ώλενη, elbow*]. Same as *Olecranon*.

Acromania (*ak-ro-ma'-ne-ah*) [*ákros, extreme ; μανία, madness*]. Incurable or extreme insanity.

Acromastitis (*ak-ro-mas-ti'-tis*) [*acromastium ; itis, inflammation*]. Inflammation of the nipple.

Acromastium (*ak-ro-mast'-te-um*) [*ákrov, a point ; μαστός, breast*]. The nipple.

Acromegalia (*ak-ro-meg'-al-le-ah*), or **Akromegaly** (*ak-ro-meg'-al-e*) [*ákros ; μεγάλη, large*]. A disease characterized by abnormally great development of the extremities, and of the features of the face, including the bony as well as the soft parts. The disease is of long duration, twenty years or more, the patient finally dying of exhaustion. The etiology is unknown, although Virchow believes heredity to have an important share in its causation.

Acromial (*ak-ro'-me-al*) [*ákros, extremity ; ώμος, the shoulder*]. Relating to the acromion.

Acromicria (*ak-ro-mik'-re-ah*) [*ákros, extremity ; μικρός, small*]. Abnormal smallness of the extremities. A condition in which there is a reduction in the size of the nose, ears, and face, as well as hands and feet.

Acromio-clavicular (*ak-ro'-me-o-klav'-ik'-u-lar*) [*ákros, extremity ; ώμος, the shoulder ; clavus, a key*]. Relating to the acromion and the clavicle.

Acromio-coracoid (*ak-ro'-me-o-ko'-rak-oid*). See *Acromio-coracoideus*.

Acromio-coracoideus (*ak-ro'-me-o-ko-rak-oid-e'-us*) [*ákros, extremity ; ώμος, the shoulder ; κόραξ, a crow*]. A triangular ligament lying between the acromion and the coracoid process.

Acromio-deltoides (*ak-ro'-me-o-del-toid-e'-us*) [*ákros, extremity ; ώμος, the shoulder ; δέλτοειδής, deltoid*]. In comparative anatomy, a muscle having as its origin the acromion, and the deltoid ridge of the humerus as its insertion.

Acromio-humeral (*ak-ro'-me-o-hu'-mer-al*) [ἄκρος, extremity; ὄμος, the shoulder; *humerus*]. Relating to the acromion and the humerus. **A. Muscle**, the deltoid.

Acromion (*ak-ro'-me-on*) [ἄκρον, a summit; ὄμος, the shoulder]. The triangular-shaped process at the summit of the scapula, that forms the attachment of the deltoid muscle.

Acromio-thoracic (*ak-ro'-me-o-tho-ra'-sik*) [ἄκρόμιον, shoulder; θώραξ, thorax]. In anatomy, relating to the shoulder and thorax, as the acromio-thoracic artery.

Acromio-trapezius (*ak-ro'-me-o-tra-pe'-ze-us*) [ἄκράμιον, shoulder; *trapezium*]. In anatomy, a part of the trapezius muscle.

Acromphalon (*ak-rom'-fal-on*) [ἄκρον, a point; ὀμφαλός, the navel]. See *Acromphalus*.

Acromphalus (*ak-rom'-fal-us*) [ἄκρον, extremity; ὀμφαλός, the navel]. 1. The center of the umbilicus to which the cord is attached. 2. The first stage of umbilical hernia, marked by a pouting of the navel.

Acromyodian (*ak-ro-me-o'-de-an*) [ἄκρον, extremity; μῦς, muscle; ᾠδή, song]. In biology, having the syringeal muscles attached to the ends of the upper bronchial rings, as in certain singing birds, the *Acromyodi*.

Acromyodic (*a-kro-me-ol'-ik*). Same as *Acromyodian*.

Acromyodus (*ak-ro-mi'-o-dus*). Same as *Acromyodian*.

Acronarcotic (*ak-ro-nar-kol'-ik*) [*acer*, sharp; *ναρκοῦν*, to benumb]. Both acrid and narcotic.

Acroneurosis (*ak-ro-nu-ro'-sis*) [ἄκρον, an extremity; νεῦρον, a nerve]. Any neurosis manifesting itself in the extremities.

Acronyx (*ak'-ro-ni-x*) [ἄκρον, an extremity; ὄνυξ, a nail]. The ingrowing of the nail.

Acroparalysis (*ak-ro-par-al'-is-is*) [ἄκρον, an extreme; παρά, by; λύειν, to loose]. Paralysis of the extremities.

Acroparæsthesia, or **Acroparæsthesia** (*ak-ro-par-es-the'-ze-ah*) [ἄκρον, extremity; παρά, around; αἰσθησις, sensation]. 1. Abnormal, or perverted sensation in the extremities. 2. Extreme or confirmed paræsthesia.

Acropathology (*ak-ro-path-ol'-o-je*) [ἄκρον, an extremity; πάθος, disease; λόγος, treatise]. The pathology of the extremities.

Acropathy (*ak-ro-p'-a-the*) [ἄκρον, an extremity; πάθος, suffering]. Any disease of the extremities.

Acropetal (*ak-ro-p'-et-al*) [ἄκρον, the top; πέτερε, to seek]. In biology, developing from the base or center, upward and outward, as many leaves, lateral shoots, or flower clusters.

Acrophobia (*ak-ro-f'-be-ah*) [ἄκρον, a height; φόβος, fear]. Morbid dread of being at a great height.

Acropodium (*ak-ro-p'-de-um*) [ἄκρος, at the top; ποδῖον, dim. of ποῖς (πῶδ), foot]. In zoölogy, the entire upper surface of the foot.

Acroposthia (*ak-ro-pos'-the-ah*) [ἄκρος, extreme; πόσθη, foreskin]. The distal part of the prepuce.

Acroposthitis (*ak-ro-pos-thi'-tis*) [ἄκρος, extreme; πόσθη, foreskin]. Posthitis.

Acrorrhœma (*ak-ro-ru'-mah*) [ἄκρον, an extremity; ῥέυμα, a flux]. Rheumatism of the extremities.

Acrosarcum (*ak-ro-sar'-kum*) [ἄκρος, at the end; σάρξ (σαρκ), flesh]. In biology, a berry fruit produced by an ovary with an adnate calyx, e. g., a currant or cranberry.

Acroscleriasis (*ak-ro-skle-ri'-as-is*) [ἄκρον, extremity; σκληρός, hard]. Sclerotic changes in the extremities.

Acroscopic (*ak-ro-skop'-ik*) [ἄκρος, apex; σκοπεῖν, view]. In biology, looking toward the top.

Acrosphacelus (*ak-ro-sfas'-el-us*) [ἄκρον, extremity; σφάκελος, dead]. Gangrene of an extremity.

Acrospire (*ak'-ro-spir*) [ἄκρος, at the top; σπείρα, a coil, spire]. In biology, the first sprout of a grain.

Acrospore (*ak'-ro-spor*) [ἄκρος, at the end; σπορά, seed]. In biology, the spore of one of those fungi that fruit at the summit of simple erect hyphæ. See *Peronospora*.

Acrospores (*ak'-ro-sporz*) [ἄκρος, topmost; σπορα, a seed]. See *Conidia*.

Acrosporous (*ak-ro-s'-po-rus*) [ἄκρος, topmost; σπορα, a seed]. Same as *Acrospore*.

Acrotarsial (*ak-ro-tar'-se-al*) [ἄκρος, extremity; τάρσος, tarsus]. In biology, pertaining to the instep.

Acrotarsium (*ak-ro-tar'-se-um*) [ἄκρος, top; τάρσος, tarsus]. The instep.

Acroteria (*ak-ro-te'-re-ah*) [ἄκρατήρια]. The extremities.

Acrothymion, or **Acrothymum** (*ak-ro-thi'-me-on*) [ἄκρος, summit; θύμος, thyme]. A rugose wart with a broad top.

Acrotic (*ak-ro'-tik*) [ἄκρος, extreme, outmost]. Relating to the glands of the skin; affecting the surface.

Acrotica (*ak-ro'-tik-ah*) [ἄκρος, extreme]. Acrotic diseases.

Acrotism (*ak'-krot-izm*) [ἄ priv.; κρότος, striking]. Any defective beating of the pulse; failure of the pulse.

Acrotismus (*ak-krot-iz'-mus*) [ἄ priv.; κρότος, striking]. See *Acrotism*.

Acrylaldehyd (*ak-ri'-al'-de-hid*) [*acer*, sharp; *aldehyd*, C₃H₃O. *Acrolin*, the aldehyd of the allyl series; obtained by distilling glycerin to which strong phosphoric acid has been added, or by the dry distillation of fatty bodies; a colorless, mobile liquid, boiling at 52°, possessing a sp. gr. of 0.8410 at 20°. It has a pungent odor and attacks the mucous membranes in a violent manner. It occasions an odor of burning fat. It is soluble in 2-3 parts of water.

Actea, or **Actæa** (*ak-te'-ah*) [ἄκτις, the elder]. A genus of ranunculaceous plants having active medicinal qualities. *A. alba*, the white cohosh, has much the same qualities as *A. spicata*. *A. cimicifuga* is more important. See *Cimicifuga*. *A. racemosa*. See *Cimicifuga*. *A. rubra*, red cohosh, and *A. spicata*, are purgative and emetic.

Actinal (*ak'-tin-al*) [ἄκτις, a ray]. In biology, pertaining to the oral pole, surface, or aspect of a radiate animal.

Actine (*ak'-tin*) [ἄκτις, a ray]. In biology, a spicular ray, in sponges.

Actinenchyma (*ak-tin-en'-kim-ah*) [ἄκτις, ray; ἐγγύμα, infusion]. In biology, a tissue of stellate cells.

Actinic (*ak-tin'-ik*) [ἄκτις, a ray]. Referring to those wave-lengths of the spectrum corresponding to the violet and ultra-violet parts of the same that produce chemical changes in the haloid salts of silver, and are therefore valuable in photography.

Actinochrome (*ak-tin'-e-o-krom*) [ἄκτις, a ray; χρώμα, color]. A red pigment obtained from certain *Actinias*.

Actinism (*ak'-tin-izm*) [ἄκτις, a ray]. The chemical quality of light, or of the sun's rays.

Actinohematin (*ak-tin-o-hem'-a-tin*) [ἄκτιν, ray; αἷμα, blood]. In biology, a respiratory pigment found by MacMunn in *Actinia*.

Actinoid (*ak'-tin-oid*) [ἄκτις, ray; εἶδος, form]. In zoölogy, radiate, as a star fish.

Actinologous (*ak-tin-ol'-o-gus*) [ἄκτις, a ray; λόγος, a word]. In biology, exhibiting actinology.

Actinologue (*ak-tin'-o-logz*) [ἄκτις, a ray; λόγος, a word]. In biology, a part possessing actinologous homology.

Actinology (*ak-tin-ol'-o-je*) [ἄκτις, a ray; λόγος, a word]. In biology, that kind of homological relation that exists between the successive segments, regions, or divisions of a part or organ, in that they radiate or spring from it.

Actinomere (*ak-tin'-o-mēr*) [*ἄκτις*, ray; *μέρος*, a part]. In zoölogy, one of the radiating partitions characteristic of the *Actinozoa*.

Actinomic (*ak-tin-o-mer'-ik*) [*ἄκτις*, a ray; *μῖρος*, a part]. In biology, radiately divided.

Actinomorphic (*ak-tin-o-morf'-ik*) [*ἄκτις*, a ray; *μορφή*, form]. Same as *Actinomorphicous*.

Actinomorphous (*ak-tin-o-morf'-us*) [*ἄκτις*, ray; *μορφή*, form]. Regularly radiated, as flowers divisible into similar portions in two or more vertical planes.

Actinomyces (*ak-tin-om'-is-es*) [*ἄκτις*, a ray; *μύκης*, mushroom]. A genus of parasitic fungoid organisms. One species, *A. bovis*, causes the disease actinomycosis. Called also the *Ray Fungus*.

Actinomycoma (*ak-tin-o-mi-ko'-mah*) [*ἄκτις*, a ray; *μύκης*, a fungus; *πλ.*, *Actinomycomata*]. A tumor such as is characteristic of actinomycosis.

Actinomycosis (*ak-tin-o-mi-ko'-sis*) [*ἄκτις*, a ray; *μύκης*, a fungus]. A parasitical, infectious, inoculable disease first observed in cattle, and also occurring in man, and characterized by the manifestations of chronic inflammation, with or without suppuration, often resulting in the formation of granulation tumors. The disease is due to the presence of a characteristic micro-parasite, the *ray fungus*, *Actinomyces bovis*, which is composed of fine mycelial threads and club-shaped bodies. The most frequent and most curable form is when the abscesses form about the jaws and teeth. The best mode of staining the threads is by Gram's method. To stain the clubs as found in man is difficult; the best results have been obtained with orange rubin or eosin. The only treatment of the disease is removal of the infected tissue. When the parasite has found a nidus in the lungs or digestive tract, all treatment is so far useless. The disease is often called *lumpy jaw* and *holdfast*.

Actinomyotic (*ak-tin-o-mi-ko'-ik*) [*ἄκτις*, ray; *μύκης*, fungus]. Pertaining to or affected with actinomycosis.

Actinophore (*ak-tin'-o-för*) [*ἄκτις*, a ray; *φέρω*, to bear]. In biology, one of the peripheral elements affording support to the true fin rays in typical fishes and selachians.

Actinophorous (*ak-tin-off'-o-rus*) [*ἄκτις*, ray; *φέρω*, to bear]. In biology, bearing ray-like spines.

Actinosoma (*ak-tin-o-so'-mah*) [*ἄκτις*, ray; *σῶμα*, body]. In biology, the entire body of a simple or composite actinozoan.

Actinospora chartarum (*ak-tin-o-spo'-rah char-tä-rum*) [*ἄκτις*, ray; *σῶμα*, body; *charta*, paper]. A parasitic fungus developing on paper and books.

Actinost (*ak'-tin-öst*) [*ἄκτις*, ray; *ὄστιον*, a bone]. In ichthyology, one of the bones supporting the pectoral and ventral fins in true fishes.

Actinostephyte (*ak-tin-öst'-te-o-fit*) [*ἄκτις*, a ray; *οστεοφυτε*]. An osteophyte of radiated form.

Actinostome (*ak-tin'-o-stöm*) [*ἄκτις*, ray; *στόμα*, mouth]. In biology, the mouth of an actinozoan.

Actinotrichium (*ak-tin-o-trik'-e-tum*) [*ἄκτις*, ray; *θρίχ*, a hair]. In biology, a fiber in the fin-fold of an embryo fish, the forerunner of the adult fin-ray.

Actinotrocha (*ak-tin-ol'-ro-kah*) [*ἄκτις*, ray; *τροχή*, ring]. The larva of certain gephyrean worms, characterized by rings of cilia about the mouth and anus.

Actinozoa (*ak-tin-o'-o'-ah*) [*ἄκτις*, ray; *ζῷον*, an animal]. A division of celerentates including the sea-anemones, coral-polyps, etc., having rayed tentacles about the mouth, and a digestive sac connected to the body wall by radial dissepiments called mesenteries.

Actinula (*ak-tin'-u-lah*) [dim. of *ἄκτις*, ray; *πλ.*, *Actinulae*]. In biology, the oval generative zoöid of a gymnoblastic hydroid, developing without intermediate metamorphosis into a hydroid of the adult form.

Action (*ak'-shun*) [*agere*, to do, or perform]. In physiology, a term used to denote the function of an organ.

A., Reflex, an involuntary movement of an organ or part of the body resulting from an impression carried by a sensory or afferent nerve to a subordinate center, and then sent back by an efferent nerve to some point at or near the source of irritation.

Active (*ak'-tiv*) [*agere*, to do, or perform]. In medicine, a term applied to treatment the reverse of passive, that is, where the pathological conditions are acted upon directly rather than partly controlled. Also, in a growing condition; opposed to dormant. **A. Insufficiency of Muscles**. See *Insufficiency*. **A. Spots**, the cortical centers of the brain, especially those that control definite muscular movements.

Activity (*ak-tiv'-it-e*) [*agere*, to do or perform]. Capacity for acting; sensibility; vitality; potency; energy.

Actual (*ak'-chu-al*) [*agere*, to do]. Real, effective; not potential. **A. Cautey**. See *Cautey*.

Actuation (*ak-chu-al'-shun*) [*agere*, to do, or perform]. That mental function that is exercised between the impulse of volition and its actualization or performance.

Acuchi (*ah-koo'-chē*). The resin or balsam obtained from *Icica heterophylla*, a tree of tropical America. It is almost identical with elemi. Unof.

Acuflopressure (*ak-u-fl'-lo-pres-ur*) [*acus*, needle; *filum*, a thread; *pressure*]. A combination of acupressure and ligation.

Acuity (*ak-u'-it-e*) [*acuities*; *acuerē*, to sharpen]. Acuteness or clearness of visual power in the perception of small or distant objects.

Aculeate (*ak-u'-le-ät*) [*aculeus*, a sting, prickle]. In botany, armed with prickles, i.e., *aculit*; as the rose and brier. In biology, having a sting.

Aculeiform (*ak-u-le'-if-orm*) [*aculeus*, prickle; *forma*, shape]. Resembling a prickle.

Aculeolate (*ak-u'-le-o-lät*) [*aculeolus*, a little prickle]. In biology, beset with small prickles.

Aculeus (*ak-u'-le-us*) [dim. of *acus*, a needle; *πλ.*, *Aculei*]. In biology, a prickle or pointed excrescence of the bark, as in the rose or raspberry; the modified ovipositor or sting of a hymenopterous insect.

Acumeter (*ak-oo'-met-er*) [*ἀκούειν*, to hear; *μῖτρον*, a measure]. Instrument for testing hearing.

Acuminate (*ak-u'-min-ät*) [*acuminatus*, pointed, acute]. Taper-pointed or sharp-pointed.

Acuminose, or Acuminous (*ak-u'-min-ös, or -us*) [*acumen*, point]. In biology, same as *Acuminate*.

Acuminulate (*ak-u-min'-u-lät*) [dim. of *acumen*, a point]. Slightly taper-pointed.

Acupression (*ak-u-presh'-un*) [*acus*, a needle; *premere*, to press]. Acupressure.

Acupressure (*ak'-u-presh-ür*) [*acus*, a needle; *premere*, to press]. An operation to stop hemorrhage or aneurysm by the compression of a needle inserted into the tissues upon either side, either above or below the vessel. There are a variety of methods of performing acupressure.

Acupuncture (*ak-u-pun-kt'-chu-ra'-shun*) [*acus*, a needle; *punctura*, a puncture]. Acupuncture.

Acupuncturator (*ak-u-pun-kt'-chu-ra-tor*) [*acus*, a needle; *punctura*, a puncture]. An instrument used in performing acupuncture.

Acupuncture (*ak'-u-pun-kt'-chür*) [*acus*, a needle; *pungere*, to prick]. Puncture of the skin or tissue by one or more needles for the relief of pain, the exit of fluid, the coagulation of blood in an aneurysm, etc.

Acus (*ak'-kus*) [L.]. A needle. **A. Ad Cataractam**, a cataract needle. **A. Cannulata**, a trocar to be used with a cannula. **A. Electrica**, a needle for use with electricity. **A. Exploratoria**, an exploring needle. **A. Interpunctoria**, a needle for eye-operations. **A. Invaginata**, a sheathed needle. **A. Sutoria**, a needle for stitching wounds.

Acute (*ak-üt*) [*acutus*, sharp]. Merely sharp-pointed or ending in a point less than a right angle. Sometimes used in the sense of forming a sharp angle. Used of disease having a rapid and severe onset, progress, and termination. When applied to pain, sound, vision, etc., means sharp, keen.

Acutenaculum (*ak-u-ten-ak'-u-lum*) [*acus*, a needle; *tenaculum*: *pl.*, *Acutenacula*]. A needle-holder.

Acuteness (*ak-üt'-nes*) [*acutus*, sharp]. The quality of being acute, rapid, or sharp. Referring to vision, used as a synonym of keenness or acuity.

Acutifoliate (*ak-u-te-fo'-le-ät*) [*acutus*, sharp; *foliatus*, leaved]. In biology, bearing sharp-pointed leaves.

Acutilobate (*ak-u-te-lo'-bat*) [*acutus*, sharp; *lobatus*, lobate]. In biology, possessing acute lobes, as a leaf.

Acutorsion (*ak-u-tor'-shun*) [*acus*, a needle; *torsion*]. The twisting of an artery with a needle as a means of controlling hemorrhage.

Acyanoblepsia (*ah-si-an-o-blep'-se-ah*) [*ä* priv.; *κύανος*, blue; *βλέψια*, sight]. Same as *Acyanopsia*.

Acyanopsia (*ah-si-an-op'-se-ah*) [*ä* priv.; *κύανος*, blue; *ὄψις*, sight]. Inability to distinguish blue colors.

Acyelic (*ah-sik'-lik*) [*ä* priv.; *κυκλικός*, circular]. In botany, not whorled.

Acyesis (*ah-si-el'-sis*) [*ä* priv.; *κύσις*, pregnancy]. 1. Sterility of the female. 2. Non-pregnancy.

Acyetic (*ah-si-el'-ik*) [*ä* priv.; *κύσις*, pregnancy]. Relating to acyesis.

Acyprinoid (*ah-sip'-rin-oid*) [*ä* priv.; *cyprinoid*]. In biology, a region in the fauna of which the *Cyprinidae* and *Labyrinthici* are wanting.

Acystia (*ah-sis'-te-ah*) [*ä* priv.; *κύστις*, bladder]. Absence of the bladder.

Acystinervia (*ah-sis-tin-er'-ve-ah*) [*ä* priv.; *κύστις*, bladder; *nervus*, a nerve]. Paralysis or lack of nerve stimulus in the bladder.

Ad [*ad*, to]. A Latin prefix of words and terms, signifying *to, toward, at, etc.* *Ad delirium*, to fainting. *Ad libitum*, at pleasure, or according to discretion.

Ad, or **Add**. A contraction of *Adde*, or *Additur*, meaning, *add*, or *let there be added*; used in prescription writing.

Adacrya (*ah-dak'-re-ah*) [*ä* priv.; *δάκρνον*, tear]. Absence or deficiency of the secretion of tears.

Adactyl (*ah-dak'-til*) [*ä* priv.; *δάκτυλος*, digit]. 1. Without fingers or without toes. 2. A monstrosity that has an absence of digits.

Adactylia (*ah-dak-till'-e-ah*) [*ä* priv.; *δάκτυλος*, a finger]. Absence of the digits.

Adactylism (*ah-dak'-til-izm*) [*ä* priv.; *δάκτυλος*, a finger]. The absence of the digits.

Adactylous (*ah-dak'-til-us*) [*ä* priv.; *δάκτυλος*, a finger]. Without fingers or toes. In biology, without claws.

Adæmonia (*ad-e-mo'-ne-ah*). See *Ademonia*.

Adamantin (*ad-am-an'-tin*) [*ἀδάμας*, from *ä* priv.; *δαμάσσειν*, to overpower]. Pertaining to adamant. **A. Cement**, a substance used for filling teeth, consisting of finely powdered silice or pumice stone mixed with an amalgam of mercury and silver. See *Amalgam*.

A. Substance, the enamel of the teeth.

Adambulacral (*ad-am-bu-lal'-kral*) [*ad*, against; *ambulacrum*]. In biology, adjoining the ambulacra, as certain ossicles in echinoderms.

Adamita (*ad-am-i'-tah*) [L.]. A white vesical calculus.

Adam's Apple (*ad'-amz ap'-pl*). See *Pomum Adami*.

A. Operation. See *Operations, Table of*.

Adansonia digitata (*ad-an-sol'-ne-ah dij-it'-a'-tah*). The Baobab tree, a native of Africa. The bark is used in the form of an infusion, $\frac{\bar{5}}{j}$ to \bar{O} , as a remedy for intermittent fever. Unof.

Adansonin (*ad-an'-so-nin*). A febrifugal alkaloid from the leaves and bark of *Adansonia Digitata*. Unof.

Adaptation (*ad-ap-tal'-shon*) [*adaptare*, to adjust]. In biology, favorable organic modifications suiting a plant or animal to its environment. **A. of the Retina**, the faculty possessed by the retina of accommodating the power of vision to a diminished amount of light, as in a darkened room.

Adarce (*ad-ar'-se*) [*ἰδάρκη*, a salty efflorescence]. A salty alkaline concretion found in salt-marshes in Asia Minor. It is detergent and has been much used in leprosy and skin diseases. Unof.

Articulation (*ad-ar-tik-u-lal'-shun*) [*ad*, to; *articulatio*, a jointing]. See *Arthrodia*.

Addephagia (*ad-e-ful'-je-ah*) [L.]. See *Bulimia*.

Adder's-tongue (*ad'-erz-tunz*). The leaves of *Ophioglossum vulgatum*, a common perennial herb; mucilaginous, and used in the preparation of salves. Unof.

A.-wort (*ad'-erz-wert*). See *Bistort*.

Addison's Disease. Melasma suprarenale, dermatomelasma-supra-renalé, or cutis area ("bronzed skin"), a disease of the supra-renal capsules, first described by Dr. Addison, and characterized by tubercular infiltration of the capsules, discoloration of the skin, progressive anemia, and asthenia, ending in death from exhaustion. See *Diseases, Table of*. **A. Keloid**. See *Keloid and Morphea*.

Additamentum (*ad-it-am-ent'-tum*) [L.]. Any appendix, as an epiphysis. **A. Coli**, the appendix vermiformis.

Adducens (*ad-du'-senz*) [L.]. An adductor, a term applied to certain muscles. **A. Oculi**, the internal rectus muscle of the eye.

Adducent (*ad-du'-sent*) [*adducens*]. Performing adduction.

Adduction (*ad-duk'-shun*) [*adductio*; *adducere*, to bring toward]. Any movement whereby a part is brought toward another or toward the median line of the body. **A. of the Eyes**, the power of the internal recti measured by the maximum ability to preserve singleness of the image with prisms placed bases toward the temples. It varies from 30° to 50°. See also *Abduction*.

Adductive (*ad-duk'-tiv*) [*adducens*]. Same as *Adducent*.

Adductor (*ad-duk'-tor*) [*adducere*, to bring forward]. Any muscle effecting adduction.

Adelarthrosomatous (*ad-el-ar-thro-sol'-mat-us*) [*ä* priv.; *ἄρθρον*, manifest; *ἄρθρον*, joint; *σῶμα*, body]. In biology, indistinctly segmented, or articulated.

Adelaster (*ad-el-ast'-ter*) [*ἄδῆστρος*, not manifest; *ἄστρον*, star]. In biology, a cultivated plant that for the time being cannot be referred to its proper genus.

Adelocodonic (*ad-el-el-o-ko-don'-ik*) [*ἄδῆστρος*, not manifest; *κόδων*, a bell]. In biology, lacking a disc or umbrella; said of a gonophore.

Adelomorphous (*ad-el-o-mor'-fus*) [*ἄδῆστρος*, not evident; *μορφή*, form]. Not delomorphous; not clearly defined; not having a determinate form (a term applied to certain cells in the gastric glands.)

Adelopneumona (*ad-el-op-nu'-mo-nah*) [*ἄδῆστρος*, not manifest; *πνεύμων*, lung]. In biology, the *Pulmonifera* among gasteropods, the pulmonary cavity being hidden by the mantle.

- Adelopod, Adelopode** (*ad-de'-lo-pod, -pod*) [*ἀδελφός*, not manifest; *πούς*, foot]. In biology, an animal with concealed or inconspicuous feet.
- Adelphia** (*ad-ell'-fe-ah*) [*ἀδελφότης*, brotherhood]. In biology, a group of stamens united by their filaments.
- Adelphous** (*ad-ell'-fu*) [*ἀδελφότης*, brotherhood]. Having stamens with more or less coalescent filaments.
- Ademionia** (*ad-e-mo'-ni-ah*) [*ἀπείριος*, trouble, distress]. Mental distress.
- Ademosyne** (*ad-e-mos'-y-nē*) [*ἀδύμοσση*, trouble, distress]. Depression of spirits; home-sickness.
- Aden** (*ad'-den*) [*ἄδην*, an acorn, a gland]. A gland; a bubo. **A. Fever.** See *Dengue*. **A. Ulcer.** See *Phagedena tropica*.
- Adenalgia** (*ad-en-ah'-je-ah*) [*ἄδην*, gland; *ἄλγος*, pain]. Glandular pain.
- Adenectopia** (*ad-en-ek-to'-pe-ah*) [*ἄδην*, gland; *ἐκτοπος*, away from a place]. A condition in which the gland does not occupy its proper position.
- Adenemphraxis** (*ad-en-em-fraks'-is*) [*ἄδην*, gland; *ἐμπόριον*, a stoppage]. Glandular obstruction.
- Adenia** (*ad-i'-de-ne-ah*) [*ἄδην*, gland]. Enlargement of the glands; *Lymphadenoma*, *q. v.*
- Adenic** (*ad-en-ē-ik*) [*ἄδην*, gland]. Relating to or of the nature of a gland.
- Adeniform** (*ad-en-ē-ē-form*) [*ἄδην*, gland; *forma*, resemblance]. Of the shape of a gland; glandlike.
- Adenin** (*ad'-en-in*) [*ἄδην*, a gland—first discovered in pancreatic glands], $C_5H_5N_5$. A leucamine discovered in 1885 by Kossel; the simplest member of the uric acid group of leucamines. A relation exists between hydrocyanic acid and all the members of this group, and the base, adenin, seems to be formed by polymerization of hydrocyanic acid. It occurs, with other bases, as a decomposition product of nuclein, and may be obtained from all animal and vegetable tissues rich in nucleated cells. It crystallizes in leaflets with pearly luster. It exists largely in the liver and urine of leucocythemic patients, as a result of the breaking up of the nucleated white blood corpuscles. It appears to be necessary to the formation and building up of organic matter, playing an important part, together with guanine, in the physiological function of the cell nucleus. Nuclein, the parent of adenin and guanine, has been credited with a direct relation to the reproductive powers of the cell. Adenin is not poisonous. Its physiological action is not definitely known.
- Adenitis** (*ad-en-i'-tis*) [*ἄδην*, gland; *itis*, inflammation]. Inflammation of a gland. See *Bubo* and *Lymphadenitis*.
- Adenization** (*ad-en-i-za'-shun*) [*ἄδην*, a gland]. Adenoid degeneration.
- Adeno-** (*ad-e'-no*) [*ἄδην*, gland]. A prefix used to denote relation to glands.
- Adenoblast** (*ad'-en-o-blast*) [*ἄδην*, a gland; *βλάστης*, a germ]. Any functionally active gland-cell; a cell that assists in the glandular action.
- Adeno-carcinoma** (*ad-en-o-kar-sin-ō'-mah*) [*ἄδην*, gland; *καρκίνος*, a cancer]. Adenoma blended with carcinomatous elements.
- Adenocarcinomatous** (*ad-en-o-kar-sin-ō'-mat-us*) [*ἄδην*; *καρκίνος*]. Of the nature of adeno-carcinoma.
- Adenocoele** (*ad'-en-o-ē-lē*, or *ad-en-o-sē'-lē*) [*ἄδην*, gland; *κήλη*, a tumor]. See *Adenoma*.
- Adenochirapology** (*ad-en-o-ki-rap-sol'-o-jē*) [*ἄδην*, gland; *χειρ*, hand; *ἄπτωμι*, to touch; *λόγος*, treatise]. The obsolete doctrine of the healing of scrofula by the touch of a king's hand.
- Adeno-chondroma** (*ad-en-o-kon-dro'-mah*) [*ἄδην*, gland; *χόνδρος*, cartilage; *πλ.*, *Adeno-chondromata*]. A tumor consisting of both glandular and cartilaginous tissue.
- Adeno-cystoma** (*ad-en-o-sis-to'-mah*) [*ἄδην*, gland; *κύστις*, bladder; *μα*, tumor]. A cystic adenoma.
- Adenodiastasis** (*ad-en-o-di-as'-tas-is*) [*ἄδην*, gland; *διαστοσθε*, separation]. 1. Displacement of a gland. 2. Abnormal separation of a gland into distinct parts.
- Adenodiastatic** (*ad-en-o-di-as-tat'-ik*) [*ἄδην*, gland; *διαστοσθε*, separation]. Relating to or marked by adenodiastasis.
- Adenodynia** (*ad-en-o-din'-ē-ah*) [*ἄδην*, gland; *ὀδύνη*, pain]. See *Adenalgia*.
- Adeno-fibroma** (*ad-en-o-fi-bro'-mah*) [*ἄδην*, gland; *fibra*, a fiber]. A combination of adenoma and fibroma.
- Adenofibromatous** (*ad-en-o-fi-bro'-mat-us*) [*ἄδην*, gland; *fibra*, a fiber]. Of the nature of adeno-fibroma.
- Adenogenesis** (*ad-en-o-je-n'-es-is*) [*ἄδην*, a gland; *γένεσις*, a creation]. The development of a gland.
- Adenography** (*ad-en-og'-ra-ji*) [*ἄδην*, a gland; *γράφειν*, to write]. A treatise on the glandular system.
- Adenoid** (*ad'-en-oid*) [*ἄδην*, gland; *ειδος*, resemblance]. Resembling a gland. **A. Acne.** See *Lupus, Disseminated Follicular*. **A. Body,** the prostate gland. **A. Disease.** Synonym of *Hodgkins's Disease*. **A. Tissue.** See *Animal Tissue*. **A. Tumor.** See *Adenoma*. **A. Vegetations,** a term applied to a hypertrophy of the adenoid tissue that normally exists in the nasopharynx. This hypertrophy is associated with the following characteristic symptoms: Vacant expression of the child, open mouth, noisy breathing, more or less impairment of the hearing, a hacking cough, a peculiar muffling of the voice, and an enlargement of the tonsils. The vegetations exert an injurious influence on the physical development of the children so affected. The most important predisposing cause is youth; they are met with in all classes of life and in all climates. Treatment consists in the early and complete removal of the growths.
- Adenoidal** (*ad-en-oid'-al*) [*ἄδην*, a gland; *ειδος*, an appearance]. Somewhat resembling a gland.
- Adenogaditis** (*ad-en-o-log-ad-i'-tis*) [*ἄδην*, a gland; *λόγος*, whites of the eyes; *τις*, inflammation]. 1. Ophthalmia neonatorum. 2. Inflammation of the glands and conjunctiva of the eyes.
- Adenology** (*ad-en-ol'-o-jē*) [*ἄδην*, gland; *λόγος*, a discourse]. The science of the glandular system.
- Adeno-lymphocoele** (*ad-en-o-lymf'-o-sē-lē*) [*ἄδην*, gland; *lymphā*, lymph; *κήλη*, tumor]. Dilatation of the lymph-vessels and enlargement of the lymphatic glands.
- Adenoma** (*ad-en-ō'-mah*) [*ἄδην*, gland; *μα*, tumor; *πλ.*, *Adenomata*]. A tumor that has sprung from a gland or is constructed after the type of a secreting gland. **A. destruens,** a destructive form of adenoma, involving the stomach walls. **A. sebaceum,** neoplastic papules on the face, of congenital origin but of later development. The disease occupies the position of acne rosacea, *i. e.*, the middle two-thirds. The lesions are roundish, convex papules, from a millet to a hempseed in size, of a bright crimson color, but may be quite colorless and slightly translucent. They do not pale on pressure. They are usually associated with intellectual inferiority, a large proportion of the patients being imbeciles or chronic epileptics.
- Adenomalacia** (*ad-en-o-mal-ō'-shē-ah*) [*ἄδην*, a gland; *μαλακία*, softening]. Abnormal softness of a gland.
- Adenomesenteritis** (*ad-en-o-mes-en-ter-i'-tis*) [*ἄδην*, a gland; *μέσος*, middle; *έντερον*, intestine; *τις*, inflammation]. Inflammation of the mesenteric glands.
- Adeno-myoma** (*ad-en-o-mi-ō'-mah*) [*ἄδην*, a gland; *μύς*, a muscle; *μα*, tumor; *πλ.*, *Adeno-myomata*]. A tumor composed of glandular and muscular tissues.

Adeno-myxoma (*ad-en-o-miks-o'-mah*) [*ἀδὴρ*, a gland; *μίξα*, mucous; *oma*, tumor: *pl.*, *Adeno-myxomata*]. A growth having the characters of adenoma and myxoma.

Adenocystis (*ad-en-on-ko'-sis*) [*ἀδὴρ*, a gland; *ὄγκωσις*, swelling]. The enlargement of a gland.

Adenocystus (*ad-en-on-ko'-sus*) [*ἀδὴρ*, gland; *ὄγκος*, a mass]. A glandular tumor.

Adeno-ner'vous Fe'ver. Synonym of *Plague*.

Adeno-neurotic (*ad-en-o-ne-ro't-ik*) [*ἀδὴρ*, a gland; *νεῖρον*, nerve]. Pertaining to the glands and nerves.

A. Fever. The plague.

Adenopathy (*ad-en-op'-a-the*) [*ἀδὴρ*, gland; *πάθος*, disease]. Any disease of a gland or of the glands.

Adenopharyngitis (*ad-en-o-far-in-jil'-tis*) [*ἀδὴρ*, a gland; *φάρυγξ*, the throat; *τις*, inflammation]. Inflammation of the tonsils and pharynx.

Adenophlegmon (*ad-en-o-pleg'-mon*) [*ἀδὴρ*, a gland; *φλέγμασις*, inflammation]. Suppurative inflammation of a lymphatic gland.

Adenophore (*ad-en'-o-for*) [*ἀδὴρ*, a gland; *φέρειν*, to bear]. In biology, the pedicle or stalk supporting a nectar gland.

Adenophorous (*ad-en-off'-o-rus*) [*ἀδὴρ*, a gland; *φέρειν*, to bear]. Glandular, or gland-bearing.

Adenophthalmia (*ad-en-off-thal'-me-ah*) [*ἀδὴρ*, gland; *ὄφθαλμος*, the eye]. Inflammation of the Meibomian glands.

Adenophthalmitis (*ad-en-off-thal-mil'-tis*). Same as *Adenophthalmia*.

Adenophyllous (*ad-en-off'-il-us*) [*ἀδὴρ*, a gland; *φύλλον*, a leaf]. In biology, with leaves which bear glands.

Adenophyma (*ad-en-o-phi'-mah*) [*ἀδὴρ*, gland; *φύμα*, growth]. A swelling of a gland or ganglion; a bubo.

Adenopodous (*ad-en-op'-o-dus*) [*ἀδὴρ*, gland; *πούς*, foot]. In biology, bearing glands on the footstalk or petiole.

Adeno-sarcoma (*ad-en-o-sar-ko'-mah*) [*ἀδὴρ*, a gland; *σάρξ*, flesh; *oma*, a tumor: *pl.*, *Adeno-sarcomata*]. A tumor with the characters of adenoma and sarcoma.

Adeno-scirrhous (*ad-en-o-skir'-us*) [*ἀδὴρ*, gland; *σκιρρός*]. Adenoma with scirrhous or carcinomatous elements.

Adenosclerosis (*ad-en-o-skle-ro'-sis*) [*ἀδὴρ*, a gland; *σκληρός*, hard]. A hardening of a gland, with or without swelling.

Adenose (*ad'-en-ōs*) [*ἀδὴρ*, gland]. Glandular; abounding in glands; gland-like.

Adenosis (*ad-en-o'-sis*) [*ἀδὴρ*, a gland]. 1. Any glandular disease. 2. Any chronic glandular disorder.

Adenotomy (*ad-en-ot'-o-mē*) [*ἀδὴρ*, a gland; *τομή*, a cutting]. The anatomy of the glands; dissection or incision of a gland.

Adenous (*ad'-en-us*) [*ἀδὴρ*, gland]. See *Adenose*.

Adephagia (*ad-e-fa'-je-ah*) [*ἀδεφαγία*, gluttonous]. A gluttonous appetite; bulimia.

Adephagous (*ad-e-f'-ag-us*) [*ἀδεφαγία*]. Gluttonous.

Adeps (*ad'-eps*) [L., *gen.*, *Adipis*]. Lard. The fat obtained from the abdomen of the hog, *Sus Scrofa*. Composed of 38 per cent. stearin and margarin, and 62 per cent. olein. Forms 70 per cent. of ceratum and 80 of unguentum, *q. v.* **A. anserinus**, goose-grease. **A. benzoïnatus**, contains two per cent. of benzoïn. **A. lanæ hydrosus**, hydrous wool-fat, the purified fat of the wool of sheep. **A. ovillus**, mutton suet. **Adipis, Oleum**, a fixed oil expressed from lard. **A. præparatus** (B. P.), purified fat of the hog. **Ung. Simp.**, contains white wax, benzoated lard, and almond-oil. **A. suillus**, hogs' lard; adeps.

Adepsin (*ad-e-p'-sin*) [*adeps*, lard]. A petrolatum much like vaselin.

Adermia (*ah-der'-me-ah*) [*ἀ* priv.; *δερμα*, skin]. Absence or defect of the skin.

Adermonervia (*ah-der-mo-ner'-ve-ah*) [*ἀ* priv.; *δέρμα*, skin; *νεῦρις*, a nerve]. Loss or lack of nerve-stimulus in the skin.

Adermotrophia (*ah-der-mo-tro'-fe-ah*) [*ἀ* priv.; *δέρμα*, skin; *τροφή*, nutrition]. Atrophy of the skin.

Adesmia (*ah-des'-me-ah*). See *Adesmy*.

Adesmosis (*ah-des-mo'-sis*) [*ἀ* priv.; *δέσμος*, a band]. Atrophy of the cutaneous connective tissue.

Adesmy (*ah-des'-mē*) [*ἀδέσμος*, unfettered]. In botany, the separation of parts normally united or united.

Adglutinate (*ad-glu'-tin-āt*). Same as *Agglutinate*.

Adhatoda Vasica (*ad-hat'-o-dah vas'-ik-ah*). Malabar nut; leaves of *A. justicia*, a tree of the order of Acanthaceæ, growing in India. Expectorant and anti-spasmodic. Dose of the fld. ext. $\overline{5}$ $\frac{1}{4}$ -].

Adherence (*ad-he'-rens*) [*adherere*, to adhere]. See *Adhesion*.

Adherent (*ad-he'-rent*) [*adherere*, to adhere]. In botany, adnate; the union of unlike structures.

Adhesion (*ad-he'-zhun*) [*adherere*, to stick to]. Abnormal union of two surfaces as a result of abrasion, inflammation, etc. **A. Primary**, called also *Healing by First Intention* and by *Immediate Union*, a method of healing of wounds by the production of lymph, followed by the vascularization and cicatrization of the exudate. **A., Secondary**, or *Healing by Second Intention*, or by *Granulation*, is that mode of healing attended by the production of pus and the formation of granulations. **A. Plaster**. See *Emplastrum*.

Adhesive (*ad-he'-siv*) [*adherere*, to adhere]. Sticky, tenacious. **A. Inflammation**, inflammation accompanied by plastic exudation, and tending to the union of apposed surfaces. It may be reparative in its effect, as in wounds, or it may be injurious in its results, as in some cases of pleurisy. **A. Plaster**. See *Resin and Emplastrum*.

Adiantum (*ad-e-ant'-tum*) [*ἀ* priv.; *διαντός*, wettable]. A genus of ferns; the maiden-hair. *A. capillus-veneris* and *A. pedatum*, of N. America, are serviceable in coughs. The demulcent and anti-hectic remedy, *capillaire*, is prepared from the former. Unof.

Adiaphoresis (*ah-di-af-o-re'-sis*) [*ἀ* priv.; *διαοροφείν*, to perspire]. Deficient sweat.

Adiaphoretic (*ah-di-af-o-ret'-ik*) [*ἀ* priv.; *διαοροφείν*, to perspire]. Reducing the sweat; anidrotic.

Adiaphorous (*ad-i-af'-or-us*) [*ἀδιώροφος*, indifferent]. Neutral; inert; doing neither harm nor good.

Adiapneustia (*ah-de-af-nūs'-te-ah*) [*ἀ* priv.; *διαπνεύσεν*, to perspire]. A stoppage of perspiration.

Adiathesia (*ah-di-ath-e'-se-ah*) [*ἀ* priv.; *διάθεσις*, condition]. A condition or particular disease that is not congenital.

Adiathesic (*ah-di-ath-e'-sik*) [*ἀ* priv.; *διάθεσις*, condition]. Not connected with any diathesis.

Adiathetic (*ah-di-ath-et'-ik*) [*ἀ* priv.; *διάθεσις*, condition]. Adiathesic.

Adicity (*ad-is'-it-e*). In chemistry, combining capacity, according as an element or a compound is a monad, dyad, etc. Same as *Valency*.

Adinin (*ad'-in-in*). See *Adenin*.

Adipate (*ad'-ip-āt*) [*adeps*, fat]. Any salt of adipic acid.

Adipic (*ad-ip'-ik*) [*adeps*, lard]. Of or belonging to fat. **A. Acid**. See *Acid*.

Adipoceration (*ad-ip-os-er-āt'-shun*) [*adeps*, fat; *cera*, wax]. The formation of adipocere.

Adipocere (*ad'-ip-o-sēr*) [*adeps*, fat; *cera*, wax]. A wax-like substance formed by the exposure of fleshy tissue to moisture, with the exclusion of air, *i. e.*, in the

earth or under water. It consists of the fatty acids in combination with the alkaline earths and ammonium. Human bodies in moist burial places often undergo this change.

Adipogenous (*ad-īp-ōj'-en-us*) [*adēps*, fat; *gignere*, to produce]. Producing fat and adipose tissue.

Adipoma (*ad-īp-ō'-mah*) [*adēps*, fat; *ōma*, a tumor; *pl.*, *Adipomata*]. A fatty tumor; lipoma.

Adipomatous (*ad-īp-ō'-mat-us*) [*adēps*, fat; *ōma*, a tumor]. Of the nature of adipoma.

Adipose (*ad-īp-ōs*) [*adēps*, fat]. Fatty. **A. Fin**, the fleshy, rayless, dorsal fin of some fishes. **A. Tissue**, fat cells united by connective tissue; distributed extensively through the body. It is composed of triolein, tripalmitin, and tristearin, and is liquid during life or at the temperature of the living body.

Adiposis (*ad-īp-ō'-sī-*) [*adēps*, fat; *ōsis*, state]. Corpulence; fatty degeneration; fatty infiltration. **A. hepatica**, fatty degeneration or infiltration of the liver.

Adipositas (*ad-īp-ōs'-it-as*) [L.]. Fatness; corpulence.

Adiposity (*ad-īp-ōs'-it-ē*). Fatness; corpulence.

Adipsia (*ad-īp'-sī-ah*) [*ā* priv.; *δίψα*, thirst]. Absence of thirst.

Adipsic (*ad-īp'-sīk*) [*ā* priv.; *δίψα*, thirst]. Pertaining to adipsia; quenching thirst.

Adipsous (*ad-īp'-sūs*) [*ā* priv.; *δίψα*, thirst]. Quenching thirst.

Aditus (*ad-ī-t-us*) [*ad*, to; *ire*, to go]. In anatomy, an entrance, as to any one of the radial canals of a sponge.

A. laryngis, the entrance to the larynx.

Adjective Coloring Mat'ter. See *Pigments, Colors, and Dye-stuffs*.

Adjuster (*ad-ju'-ter*) [Fr., *adjuster*, to adjust]. He who or that which adjusts. A device formerly used for the forcible reduction of dislocations.

Adjusting Col'lar. See *Collar*.

Adjustment, Coarse. Commonly, the rack and pinion for raising or lowering the tube of a microscope a considerable distance without lateral deviation.

A., Fine, the micrometer screw generally at the top of the column of a microscope for raising or lowering the tube slowly through a short distance.

Adjuvant (*ad-ju'-vant*) [*adjuvare*, to assist]. A medicine that assists the action of another to which it is added.

Admortal (*ad-mor'-tal*) [*ad*, to; *mors, mortis*, death]. Moving from living muscular tissue toward that which is dead or dying, as electric currents.

Adnascent (*ad-nas'-ent*) [*ad*, to; *nasci*, to grow]. In biology, growing upon or attached to something.

Adnata (*ad-na'-tah*) [*ad*, to; *nasci*, to be born, to grow]. 1. The *tunica adnata*: the conjunctiva; more correctly, a tendinous expansion of the muscles of the eye; it lies between the sclerotic and the conjunctiva. 2. One of the coats of the testicle. In zoölogy, appendages of the skin, as scales, hair, feathers.

Adnate (*ad'-nat*) [*adnatus*, grown to]. In biology, congenitally attached or united.

Adnation (*ad-na'-shun*) [*adnatus*, grown to]. The state of being adnate.

Adnerval (*ad-ner'-val*) [*ad*, to; *nervus*, a nerve]. Moving toward a nerve; said of electric currents in muscular fiber.

Adneurial (*ad-nū'-ral*) [*ad*, to; *νεῦρον*, a nerve]. A term used to describe a nervous affection in which the disease is at the very point of the symptoms exclusively, as in the form of an adventitious deposit.

Adnexa (*ad-neks'-ah*) [*ad*, to; *nectere*, to joint; *pl.*]. Adjunct parts, as the adnexa of the uterus. **A. bulbi**, the appendages of the bulb of the eye.

Adolescence (*ad-ō-les'-en-*) [*adolescere*, to grow]. Youth, or the period between puberty and maturity,

usually reckoned as extending in males from about 14 to 25 years, and in females from 12 to 21 years.

Adonidin (*ad-on'-id-in*) [*Adonis*]. A glucosid derived from *Adonis vernalis*, a plant indigenous in Europe and Asia. Recommended in cardiac dropsy. Dose gr. $\frac{1}{8}$ - $\frac{1}{4}$. Unof.

Adonis æstivalis (*ad-ō'-nis es-tiv-ā'-lis*). A plant much used in Italy as a cardiac tonic. Similar properties possessed by *A. vernalis*. Dose of fld. ext. $\frac{1}{2}$ - $\frac{1}{2}$. **A. Tinctura**, dose $\frac{1}{2}$ - $\frac{1}{2}$.

Adoral (*ad-ō'-ral*) [*ad*, near to; *os*, the mouth]. Situated near the mouth.

Adosculation (*ad-os-ku-lā'-shun*) [*ad*, to; *osculari*, to kiss]. Impregnation by external contact without intromission.

Adpressed, or Appressed (*ad-pres'd* or *ap-res'd*) [*adpressus*]. Brought into contact with but not united.

Adradial (*ad-ra'-de-āl*) [*ad*, near to; *radius*, a ray]. Near a ray, as the third series of tentacles in certain hydrozoöns. Cf. *Interradial, Perradial*.

Adradii (*ad-ra'-de-ī*) [*ad*, near to; *radius*, a ray]. Special organs lying between the perradii and interradii of medusæ.

Adrectal (*ad-rek'-tal*) [*ad*, near by; *rectus*, straight]. In biology, near the rectum, as certain glands.

Adrenal (*ad-rē'-nal*) [*ad*, near to; *ren*, the kidney]. In biology, adjacent to the kidney.

Adrenals (*ad-rē'-nalz*) [*ad*, near to; *ren*, the kidney]. The supra-renal capsules.

Adrian's Mix'ture. A hemostatic mixture containing chloride of iron 25 parts, chloride of sodium 15 parts, and water 60 parts.

Adrostral (*ad-ros'-tral*) [*ad*, to, at; *rostrum*, beak]. In biology, belonging to or placed near the beak or snout.

Adrue (*ad-ru'-e*). Anti-emetic root. The root of *Cyperus articulatus*. Strongly recommended to check black vomit of yellow fever; antihelminthic, aromatic, stomachic. Dose of the fld. ext. gtt. xx-xxx. Unof.

Adscendent (*ad-sen'-dent*). See *Ascending*.

Adstriction (*ad-strīk'-shun*) [*adstrictis*, a binding]. Ligation; astringing action; constriction.

Adsurgent, or Assurgent (*ad-ser'-jent, as-ser'-jent*) [*ad*, to; *urgere*, to rise]. Same as *Ascending*.

Adterminal (*ad-ter'-min-āl*) [*ad*, near to; *terminus*, the end]. Moving toward the insertion of a muscle; said of electric currents in muscular fiber.

Adul Oil. An oil used in India for treating rheumatism.

Adult (*ad-ull'*) [*adolescere, adultus*, to grow]. Mature; of full legal age. One of mature age. **A. Sporadic Cretinism**. See *Myxedema*.

Adulteration (*ad-ul-ter-ā'-shun*) [*adulterare*, to corrupt]. The admixture of inferior, impure, inert, or less valuable ingredients to an article for gain, deception, or concealment. Medicines, wines, foods, etc., are largely adulterated.

Adumbrella (*ad-um-brel'-ah*). In biology, the upper surface of the velum in the medusæ, the opposite of exumbrella or *Abumbrella*.

Adumbrellar (*ad-um-brel'-ar*). In biology, pertaining to the upper or outer surface of the velum in the medusæ; opposed to *abumbrellar*.

Aduncous (*ad-ung'-kus*) [*ad*, to; *uncus*, a hook, barb]. In biology, hooked, as the bill of a parrot or hawk.

Adust (*ad-us'*) [*adustus*, burned up]. Hot and dry; parched.

Adustion (*ad-us'-shun*) [*adustus*, burned up]. 1. The quality of being adust. 2. Cauterization.

Advancement (*ad-vans'-ment*) [M. E., *avancement*]. An operation to remedy strabismus, generally in conjunction with tenotomy, whereby the opposite tendon from the over-acting one, having been cut, is brought

forward, so that, growing fast in a more advanced position, it shall have more power to act upon the globe of the eye. **A.**, **Capsular**, an operation similar to that on the tendon upon Tenon's cap-sule. It must be distinguished from advancement by the fact that the tendon itself is not divided.

- Adventitia** (*ad-ven-tish'-e-ah*) [*adventitius*, foreign]. The external covering or coat of the blood-vessels.
- Adventitious** (*ad-ven-tish'-us*) [*adventitius*, foreign]. Accidental, foreign, acquired, as opposed to natural or hereditary; occurring out of the ordinary or normal place or abode.
- Adventive** (*ad-ven-tiv'*). In biology, an incompletely naturalized exotic.
- Adverse** (*ad'-vers*) [*adversus*, opposite]. In biology, turned or directed toward the axis.
- Adversifoliate** (*ad-ver-se-fol'-le-at'*) [*adversus*, opposite; *folium*, leaf]. See *Adversifolius*.
- Adversifolious** (*ad-ver-se-fol'-le-us*) [*adversus*, opposite; *folium*, leaf]. In biology, having opposite leaves.
- Adynamia** (*ah-din'-a-me-ah*) [*â priv.*; *δύναμις*, power]. Deficiency or loss of vital or muscular power.
- Adynamic** (*ah-din-am'-ik*) [*â priv.*; *δύναμις*, power]. Pertaining to or characterized by adynamia. **A.**
- Fever**. Synonym for *Typhus Fever*, *q. v.*
- Æ-**. See *E-*.
- Æcidioform** (*e-sid'-e-o-form*) [*aikia*, a wheat; *forma*, form]. See *Æcidiostage*.
- Æcidiomycetes** (*e-sid'-e-o-mi-se'-tēz*) [*aikia*, a wheat; *μύκης*, a fungus]. Æcidium fungi, including many of the rusts, blights, and mildews.
- Æcidiospore** (*e-sid'-e-o-spor'*) [*aikia*, a wheat; *σπορά*, seed, spore]. In biology, a fungal spore developed by abstriction in a member of the genus *Æcidium*.
- Æcidiostage** (*e-sid'-e-o-staj'*) [*aikia*, a wheat; *M. E.*, stage]. The first stage in the reproduction of uredine fungi. Same as *Æcidioform*.
- Æcidium** (*e-sid'-e-um*) [*aikia*, a wheat; *dim.*, *ιδίον*]. The cup-shaped organ producing the æcidiospores in the uredine fungi.
- Ædœagra** (*e-de-a'-grah*). See *Edeagra*.
- Ædœatrophia** (*e-de-at-rof'-fe-ah*). See *Edeatrophia*.
- Ædœauxe** (*e-de-aux'-e*). See *Edeauxe*.
- Ædœitis** (*e-de-i'-tis*). See *Edeitis*.
- Ædœodynia** (*e-de-o-din'-e-ah*). See *Edeodynia*.
- Ædœogargalismus** (*e-de-o-gar-gal-iz'-mus*). See *Edeogargalismus*.
- Ædœography** (*e-de-og'-ra-fe*). See *Edeography*.
- Ædœology** (*e-de-ol'-o-je*). See *Edeology*.
- Ædœomania** (*e-de-o-ma'-ne-ah*). See *Edeomania*.
- Ædœomycodermatitis** (*e-de-o-mi-ko-der-mil'-tis*). See *Edeomycodermatitis*.
- Ædœopsy** (*e-de-op-se*). See *Edeopsy*.
- Ædœoptosis** (*e-de-op-to'-sis*). See *Edeoptosis*.
- Ædœoscopy** (*e-de-os'-ko-pe*). See *Edeoscopy*.
- Ædœotomy** (*e-de-ol'-o-me*). See *Edeotomy*.
- Ægagropila** (*e-gag-rof'-il-ah*). Plural of *Ægagropilus*.
- Ægagropilus** (*e-gag-rof'-il-us*) [*αἰγάργρος*, a wild goat; *πίλος*, felt]. An intestinal concretion formed of hair, found in animals and occasionally in man. A bezoar.
- Ægilops** (*e'-jil-ops*). See *Egilops*.
- Ægithognathous** (*e-jith-og'-na-thus*) [*αἰγίθος*, the hedge-sparrow; *γνάθος*, jaw]. Characterized by having an anteriorly truncated vomer in union with the alis-nasal wall and turbinals, as in passerine birds.
- Ægobronchophony** (*e-go-bron'-koff'-o-ne*). See *Egobronchophony*.
- Ægonia** (*e-go'-ne-ah*) [L.]. A minor or slight egophony.
- Ægophony** (*e-goff'-o-ne*). See *Egophony*.
- Ægyptia ulcera** (*e-jip'-she-ah ul'-ser-ah*) [L.]. Egyptian ulcers; a form of ulceration of the tonsils and fauces.

- Æipathia** (*ah-ip-ath'-e-ah*) [*αἰπάθεια*, from *αἰ*, always; *πάθος*, a suffering]. Constant and incurable suffering.
- Æluropodous** (*e-lu-rof'-o-dus*) [*αἰλιόπους*, cat; *πούς*, foot]. Cat-footed.
- Æluropsis** (*e-lu-rof'-sis*) [*αἰλιόπος*, cat; *ὄψις*, appearance]. Obliquity of the eye or of the palpebral fissure.
- Æquabiliter justo major**, or **minor Pelvis** (*e-kwa-bil'-it-er*). See *Pelvis*.
- Æquator Oculi** (*e-kwa'-tor ok'-u-li*). See *Equator*.
- Æquilibrium** (*e-kwail-ib'-re-um*). See *Equilibrium*.
- Ær** (*a'-er*). See *Air*.
- Ærated** (*a'-er-a-ted*) [*ἀήρ*, the atmosphere]. Impregnated or charged with carbon dioxide or air.
- Æration** (*a-er-a'-shun*) [*ἀήρ*, air]. The process of supplying or charging with air or with some gas, such as carbon dioxide; the state of being supplied with air or gas.
- Ærenchyma** (*a-er-en'-kim-ah*) [*ἀήρ*, air; *ἐχέειν*, to pour]. In biology, cork-like plant tissue.
- Ærendocardia** (*a-er-en-do-kar'-de-ah*) [*ἀήρ*, air; *ἐνδόν*, within; *καρδία*, heart]. The existence of air within the heart.
- Ærenterectasia** (*a-er-en-ter-ek-ta'-se-ah*) [*ἀήρ*, air; *ἐντέρον*, intestine; *ἐκτασις*, distention]. Flatulence; distention of the abdomen by gas within the intestines.
- Ærhemoctonia** (*a-er-hem-ok-to'-ne-ah*) [*ἀήρ*, air; *αἷμα*, blood; *κτόνω*, killing]. Death by the entrance of air into the veins.
- Ærhemotoxia** (*a-er-hem-o-toks'-e-ah*) [*ἀήρ*, air; *αἷμα*, blood; *τοξικόν*, poison]. See *Ærhemoctonia*.
- Ærial** (*a'-er-al*). Pertaining to the air. **A.** **Fistula**. See *Fistula*.
- Æriferous** (*a-er-if'-er-us*) [*ἀήρ*, air; *ferre*, to bear]. Conveying air, as the trachea and its branches.
- Ærification** (*a-er-if-ik-a'-shun*) [*ἀήρ*, air; *facere*, to make]. 1. The process of charging with air; the state of being charged with air. 2. Emphysema.
- Ærifixus** (*a-er-if-luks'-us*) [*ἀήρ*, air; *fluxus*, flow]. Any abnormal escape of air, as by belching, flatulence, etc.
- Æriperitonía** (*a-er-ip-er-it-o-ne'-ah*) [*ἀήρ*, air; *περί*, around; *τείνειν*, to stretch]. Peritoneal tympanites.
- Ærobe** (*a'-er-ob*) [*ἀήρ*, air; *βίος*, life]. One of the aërobia. See *Aërobia*.
- Ærobia** (*a-er-o'-be-ah*) [*ἀήρ*, air; *βίος*, life]. Plural of *Aërobie*. Organisms that require air or free oxygen for the maintenance of life. **A.**, **Facultative**, organisms normally or usually anaërobie, but under certain circumstances acquiring aërobie power.
- Ærobie** (*a-er-ob'-ik*) [*ἀήρ*, air; *βίος*, life]. Requiring oxygen (air) in order to live. A term applied to those bacteria requiring free oxygen. Those that do not grow in its presence are called **anaërobie**. Between these extremes there are forms that are able to grow without oxygen under favorable conditions, though they make use of it when present; others that may grow in its presence, though flourishing best in its absence; these are called respectively **facultative aërobes** or **facultative anaërobes**, in distinction from those first mentioned, which are called **obligatory aërobes** or **anaërobes**.
- Ærobiosis** (*a-er-o-bi-o'-sis*) [*ἀήρ*, air; *βίος*, life]. Life that requires the presence of air, or free oxygen.
- Ærobiotic** (*a-er-o-bi-ol'-ik*) [*ἀήρ*, air; *βιωτικός*, pertaining to life]. Thriving only in the presence of free oxygen.
- Ærocomia sclerocarpa** (*e-ro-ko'-me-ah skle-ro-kar'-fah*). A South American plant, very popular as a remedy in leucorrhœa, diarrhœa, and albuminuria. It is astringent. Unof.

Aëroconiscope (*a-er-o-kon'-is-kop*) [ἀήρ, air; κόνις, dust; σκοπεῖν, to inspect]. A device for collecting dust from the air for microscopical observation.

Aërocyst (*a'-er-o-sist*) [ἀήρ, air; κύστις, bladder]. In biology, the air-bladder of sea-weeds.

Aërodermectasia (*a-er-o-der-mek-ta'-se-ah*) [ἀήρ, air; δέρμα, skin; ἔκτασις, distention]. Surgical emphysema; distention of the subcutaneous connective tissue by air.

Aëroenterectasia (*a-er-o-en-ter-ek-ta'-se-ah*) [ἀήρ, air; ἔντερον, intestine; ἔκτασις, dilatation]. Distention of the bowels with gas.

Aërognosy (*a-er-og'-no-se*) [ἀήρ, air; γνώσις, knowledge]. See *Aërology*.

Aërography (*a-er-og'-ra-fi*) [ἀήρ, air; γράφω, a writing]. The description of the air and its qualities.

Aërohydropathy (*a-er-o-hi-drop'-a-the*) [ἀήρ, air; ἵδωρ, water; πάθος, disease]. Pneumatic treatment of disease, combined with hydrophaty.

Aërohydrous (*a-er-o-hi'-drous*) [ἀήρ, air; ἵδωρ, water]. Containing air and water, as certain minerals.

Aërology (*a-er-ol'-o-je*) [ἀήρ, air; λόγος, treatise]. The science of the air and its qualities.

Aërometer (*a-er-om'-et-er*) [ἀήρ, air; μέτρον, a measure]. An instrument for ascertaining the density of gases.

Aërometry (*a-er-om'-et-re*) [ἀήρ, air; μέτρον, a measure]. The science of measuring the density of gases.

Aërophobia (*a-er-o-fo'-be-ah*) [ἀήρ, air; φόβος, fear]. Dread of a current of air; a symptom of hydrophobia and hysteria.

Aërophoby (*a'-er-o-fo-be*) [ἀήρ, air; φόβος, fear]. See *Aërophobia*.

Aërophone (*a'-er-o-fo-n*) [ἀήρ, air; φωνή, sound]. An instrument for increasing the amplitude of sound-waves.

Aërophore (*a'-er-o-for*) [ἀήρ, air; φέρειν, to carry]. 1. A device for the inflation of the lungs of a still-born child with air. 2. A breathing apparatus to be used by firemen and others, to prevent the inhalation of noxious gases.

Aërophyte (*a-er-o-fi-t*) [ἀήρ, air; φυτόν, plant]. An air-plant.

Aëropinic (*a-er-o-pin'-ik*) [ἀήρ, air; πίνειν, to drink]. Affected with the habit of wind-sucking. Applied to a horse that habitually bites his crib or manger and swallows air.

Aëroplethysmograph (*a-er-o-pleth-iz'-mo-graf*) [ἀήρ, air; πλήθος, fulness; γράφω, to write]. An apparatus for registering graphically the expired air; the latter raises a very light and carefully equipoised box placed over water, and this moves a writing-style.

Aëropneumonectasia (*a-er-op-nu-mo-nek-ta'-se-ah*) [ἀήρ, air; πνεύμων, the lung; ἔκτασις, distention]. Emphysema of the lungs.

Aërorrhachia (*a-er-o-ra'-ke-ah*) [ἀήρ, air; ράχις, the spine]. An accumulation of air or gas in the spinal canal.

Aëroscepsy (*a-er-o-skep'-se*) [ἀήρ, air; σκέψις, a viewing]. In zoölogy, the power of perceiving atmospheric changes.

Aëroscope (*a'-er-o-skop*) [ἀήρ, air; σκοπεῖν, to observe]. An instrument for the examination of air-dust. Also, an instrument for estimating the purity of the air.

Aëroscopy (*a-er-og'-ko-pe*) [ἀήρ, air; σκοπεῖν, to observe]. The investigation of atmospheric conditions.

Aërosis (*a-er-o'-sis*) [ἀερισθαι, to become air]. Gas formation within the body.

Aërotherapeutics (*a-er-o-ther-a-pu'-tik*) [ἀήρ, air; θεραπεύειν, to serve]. Pneumatotherapeutics; a mode of treating disease by varying the pressure or the composition of the air breathed.

Aërotherapy (*a-er-o-ther'-a-pe*) [ἀήρ, air; θεραπεύειν, to serve]. See *Aërotherapeutics*.

Aërothorax (*a-er-o-tho'-raks*) [ἀήρ, air; θώραξ, the chest]. See *Pneumothorax*.

Aërotonometer (*a-er-o-to-nom'-et-er*) [ἀήρ, air; τόνος, tension; μέτρον, measure]. An instrument for estimating the tension of gases in the blood.

Aërotropism (*a-er-ol'-ro-pizm*) [ἀήρ, air; τρέπειν, to turn]. In biology, the deflection of roots from the normal direction of growth by the action of gases.

Aërourethroscopy (*a-er-o-u-réth'-ro-sko-pe*) [ἀήρ, air; οὐρήθρα, urethra; σκοπεῖν, to examine]. Urethroscopy conjoined with inflation of the urethra with air.

Aërozoa (*a-er-o-zo'-ah*) [ἀήρ, air; ζῷον, animal]. Same as *Aërobia*.

Ærteriversion (*a-er-ter-iv-er'-shun*) [ἀήρ, air; τρέπειν, to hold; vertere, to turn]. A method of arresting hemorrhage by everting the cut end of an artery, invaginating the vessel in itself and fixing the parts by a needle.

Ærterivertter (*a-er-ter-iv-er'-ter*) [ἀήρ, air; τρέπειν, to hold; vertere, to turn]. An instrument used in perforating ærteriversion.

Æruginous (*e-ru'-jin-us*). See *Eruginous*.

Ærugo (*e-ru'-go*) [L., gen. *Eruginis*]. 1. Rust of a metal. 2. Subcarbonate of copper. **Æ. Ferri**, the subcarbonate of iron. **Æ. Plumbi**, lead carbonate, or subcarbonate.

Ærumna (*e-rum'-nah*) [L.]. Mental distress, or mental and physical distress combined.

Æs (*ez*) [L.]. Copper or brass. See *Copper*.

Æschrolalia (*es-kro-la'-le-ah*). See *Eschrolalia*

Æschromythesis (*es-kro-mi-the'-sis*). See *Eschromythesis*.

Æsculin (*es'-ku-lin*). See *Esculin*.

Æsculus hippocastanum (*es'-ku-lus hip-o-kas'-tanum*) [L.]. Horse-chestnut. The fruit of the common "buckeye," or horse-chestnut. Recommended in hemorrhoids. Dose gr. iij. Unof.

Æstates (*es-ta'-tēz*) [L., pl.]. Freckles, or sunburn. See *Ephelis* and *Lentigo*.

Æsthacyte (*es'-tha-sit*) [αἰσθησις, feeling; κύτος, a cell]. In biology, one of the sense-cells of sponges, discovered by Stewart.

Æsthematology (*es-the-mat-ol'-o-je*). See *Esthematology*.

Æsthesia (*es-the'-ze-ah*). See *Esthesia*.

Æsthesin (*es'-the-sin*). See *Esthesin*.

Æsthesiogen (*es-the'-se-o-je*). See *Esthesiogen*.

Æsthesiography (*es-the-se-og'-ra-fi*). See *Esthesiography*.

Æsthesiology (*es-the-se-ol'-o-je*). See *Esthesiology*.

Æsthesiomania (*es-the-se-o-ma'-ne-ah*). See *Esthesiomania*.

Æsthesiometer (*es-the-se-om'-et-er*). See *Esthesiometer*.

Æsthesiometry (*es-the-se-om'-et-re*). See *Esthesiometry*.

Æsthesioneurosis (*es-the-se-o-nu-ro'-sis*). See *Esthesioneurosis*.

Æsthesis (*es-the'-sis*). See *Esthesis*.

Æsthesodic (*es-the-sod'-ik*). See *Esthesodic*.

Æsthete (*es'-thet*) [αἰσθητός, perceived by the senses]. In biology, one of the sense-organs of the *Chitonida* described by Moseley.

Æsthetica (*es-the'-ik-ah*) [αἰσθησις, perception by the senses]. Diseases characterized by impairment or abolition of any of the senses.

Æsthophysiology (*es-the-fiz-e-ol'-o-je*). See *Esthophysiology*.

Æstival (*es'-tiv-al*). See *Estival*.

Æstivation (*es-tiv'-al-shun*). See *Estivation*.

Æstuarium (*es-tu-a'-re-um*). See *Estuarium*.
Æstuation (*es-tu-a'-shun*). See *Estuation*.
Æstus (*es'-tus*) [L.]. Heat; especially a flushing, or sudden glow of heat. **Æ. volaticus**, wildfire rash; strophulus.
Ætas (*e'-tas*) [L.]. Age; a period of life. See *Age*.
Æthaliu (*e-tha'-le-um*) [*αἰθαλίον*, smoke, soot (referring to the spores)]. In biology, a placentoid compound plasmodium formed by certain mycetozoa, e. g., the flowers of tan.
Æther (*e'-ther*). See *Ether*.
Ætherism (*e'-ther-izm*). See *Etherism*.
Æthiopication (*e-the-op-if-ik-a'-shun*). See *Ethiopication*.
Æthiopsis (*e-the-op-e-o'-sis*). See *Ethiopication*.
Æthiops (*e'-the-ops*) [*αἰθίοψ*, an Ethiopian]. An old term for any black mineral powder used in medicine.
Æ. antimonialis, a black triturate of mercury, antimony, and sulphur, made after several distinct formulæ. **Æ. martialis**, black iron deutoxid. **Æ. mineralis**, black amorphous triturate of mercury with sulphur, in various proportions.
Æthusa (*e-thu'-sah*). See *Ethusa*.
Æthusin (*e-thu'-sin*). See *Ethusin*.
Ætiology (*e-te-ol'-o-je*). See *Etiology*.
Afebrile (*ah-fe'-bril*) [*ἀ priv.*; *febrilis*, feverish]. Without fever.
Afetal (*ah-fe'-tal*) [*ἀ priv.*; *fetus*, an offspring]. Without a fetus.
Affection (*af-ek'-shun*) [*afficere*, to affect]. A synonym of disease.
Affective (*af-ek'-tiv*) [*afficere*, to affect]. Exciting emotion. **A. Faculties**, the emotions and propensities—especially those peculiar to man. **A. Insanity**, emotional or impulsive insanity.
Affectus (*af-ek'-tus*) [L.]. A disordered condition.
A. animi, an affection of the mind; mental disorder.
A. suffocatorius. Synonym of *Diphtheria*.
Afferent (*af'-er-ent*) [*afferens*, carrying to]. Carrying toward the center. **Of nerves**: conveying impulses toward the central nervous system; sensory, centripetal. **Of blood-vessels**: those, as arteries, conveying blood to the tissue, sometimes also to the gills. **Of lymphatics**: those conveying lymph to a lymphatic gland. Compare *Efferent*.
Afferentia, or Vasa afferentia (*va'-sah af-er-ent'-she-ah*) [L.]. 1. The lymphatic vessels. 2. Any vessels carrying blood or lymph to an organ.
Affiliation (*af-il-e-a'-shun*) [*ad.*; *filius*, son]. In medical jurisprudence, the act of imputing or affixing the paternity of a child in order to provide for its maintenance.
Affinity (*af-in'-it-e*) [*affinis*, akin to]. Relationship. A synonym of *Attraction*. **A., Chemical**, the force exerted at inappreciable distances, and between definite and invariable weights of two or more combining substances, whereby bodies of dissimilar nature unite to form new compounds. Contradistinguished from *cohesion*, which is an attraction between molecules. **A., Elective**, the preference of one substance for another rather than for a third or fourth. Affinity is spoken of as *compound, developed, disposing, divellent, intermediate, quiescent, reciprocal, or synthetic*, according to the part it plays, or is conceived to play, in any chemical process.
Affium (*af'-e-um*) [Arab., *Afiûm*]. The Asiatic name for opium.
Afflate (*af-lat'*) [*afflatus*, blown upon]. Sudden in its attack; overwhelming.
Afflatus (*af-lat'-tus*) [L., "a blowing upon"]. 1. A draft or blast of air. 2. A sudden attack. 3. A supposed inspiration or divine influence.

Affluence (*af'-lu-ens*) [*affluentia*, from *affluere*, to flow to]. A determination or influx, as of blood to a part.
Affluent (*af'-lu-ent*) [*affluens*, flowing to]. Producing a congestion; determinant; flowing in or upon.
Afflux (*af'-lux*) [*affluere, affluxus*, to flow toward]. The flow of the blood or other liquid to a particular part.
Affluxion (*af'-luk'-shun*) [*affluere, affluxus*, to flow toward]. See *Afflux*.
Affusion (*af-u'-shun*) [*affusio, affundere*, to pour upon]. Pouring water upon a substance to cleanse it, or upon the body in fevers to reduce temperature and calm nervous symptoms.
A-form Chronoscope. See *Chronoscope*.
African (*af'-rik-an*) [*Africa*, Latin name of the country]. Pertaining to Africa. **A. Arrow-poison**. See *Strophanthus*. **A. Date-mark**. See *Furunculus orientalis*. **A. Fever**. Synonym of *Dengue*. **A. Gum**, gum arabic. See *Acacia*. **A. Lethargy, or Nelâvan**, a "sleeping sickness" affecting negroes of the West African coast. Increasing somnolence is the characteristic symptom. It is very fatal. Death after emaciation follows in from three to six months. Post-mortem examination has revealed hyperemia of the arachnoid, and it is asserted that this "sleeping sickness" is only one of the symptoms of *Filarisis, q. v.* No treatment avails. **A. Pepper, Chillies**: the intensely biting fruit of *Capsicum fastigiatum*. See *Capsicum*.
After (*af'-ter*) [A. S., *æfter*, back]. 1. The anus. The buttocks. 2. Next in succession. **A. Action**, the negative variation in an electrical current continuing for a short time in a tetanized muscle. **A. Birth**, the popular designation of the placenta, cord, and membranes, sometimes called the *secundines*. **A. Brain**. See *Hindbrain* and *Metencephalon*. **A. Care**, the care or nursing of convalescents; specifically, the treatment of patients discharged as cured from lunatic asylums.
A. Cataract, Cataracta Secundaria; an opacity of the media of the eye after operation for cataract due to opacification of the capsule or to non-absorption of the remains of the lens-substance. **A. Damp**, a poisonous mixture of gases, such as carbon monoxid and carbon dioxid, found in coal mines after an explosion of inflammable gases. **A. Hearing**, a neurotic condition in which sounds are heard after the wave-motion that produces them has ceased. **A. Images**, continued retinal impressions after the stimulus of the light or image has ceased to act. A *positive after-image* is a simple prolongation of the sensation; a *negative after-image* is the appearance of the image in complementary colors. After-sensations may be also experienced with other senses. **A. Milk**, the *stripplings*: the last milk taken from the teat at any one milking. It is peculiarly rich in butter, as compared with the fore-milk. **A. Pains**. See *Pains*. **A. Perception**, the perception of a sensation after the stimulus has passed away. **A. Sensation**, a sensation lasting longer than the stimulus producing it. **A. Taste**, a gustatory sensation produced some time after the stimulus has been removed. **A. Treatment**. See *I. Care*.
Afterings (*af'-ter-ingz*) [A. S., *æfter*, after]. See *After-milk*.
Agacement des Dents [Fr.]. The unpleasant sensation of teeth set on edge from contact of acids.
Agalactia (*ah-gal-ak'-te-ah*) [*ἀ priv.*; *γάλα*, milk]. Failure or insufficiency of the mother's milk after childbirth.
Agalactous (*ah-gal-ak'-tus*) [*ἀ priv.*; *γάλα*, milk]. 1. Without milk. 2. Not suckled; not nourished with milk.
Agalaxy (*ah-gal'-ak-se*). See *Agalactia*.

Agallocha (*ag-al'-o-kah*) [*ἀγάλλοχα*, the lignum aloes]. The milky juice of *Eleocharis agallochum*, a small tree of India. The juice is very acrid, and when brought in contact with the skin blisters it. Used locally for the cure of leprosy. Unof.

Agallochum (*ag-al'-o-kum*) [*ἀγάλλοχον*, the lignum aloes]. Same as *Agallocha*, or the wood of the tree that produces it; eagle wood, or aloes-wood.

Agalorrhæa, or **Agalorrhœa** (*ah-gal'-o-re'-ah*) [*ἀ priv.*; *γαλα*, milk; *ρῆσις*, to flow]. A cessation of the flow of milk.

Agamic (*ah-gam'-ik*) [*ἀ priv.*; *γάμος*, marriage]. 1. In biology, not sexual; not pertaining to the sexual relation; asexual reproduction; parthenogenesis.

Agamogenesis (*ah-gam-o-jen'-es-is*) [*ἀ priv.*; *γάμος*, marriage; *γένεσις*, generation]. Reproduction without fecundation, as, e. g., by gemmation. See *Parthenogenesis*.

Agamogenetic (*ah-gam-o-jen'-et'-ik*) [*ἀ priv.*; *γάμος*, marriage; *γενεσις*, generation]. Pertaining to *Agamogenesis*.

Agamospore (*ah-gam'-o-spor*) [*ἀ priv.*; *γάμος*, marriage; *σπορον*, offspring]. In biology, an asexually produced spore.

Aganactesis (*ag-an-ak'-et'-sis*) [*ἀγανάκτησις*, physical pain]. Irritation; physical pain or uneasy sensation.

Aganoblepharon (*ag-an-o-blef'-ar-on*) [*ἀγανόβληρον*, mild-eyed]. Adhesion of the eyelids to each other.

Agar-agar (*a'-gar-a'-gar*) [*'eylon*]. A kind of glue made from certain sea-weeds, such as *Gracilaria lemaneoides* and *Gigartina speciesa*, used in medicine to make suppositories, and in bacteriological studies to make a solution in which microorganisms are bred or kept. See *Gelose*.

Agaric (*ag-ar'-ik*) [*ἀγαρικός*, a fungus employed as tinder by the *Agarici* of Sarmatia]. A fungus of the genus *Agaricus*, e. g., the mushroom and toadstool. See *Agaricus*.

Agaric Acid (*ag-ar-is'-ik as'id*). See *Acid, Agaricic*.

Agaricin (*ag-ar'-is-in*) [see *Agaric*], $C_{16}H_{30}O_5 - H_2O$. A white crystalline substance, the active principle of *Agaricus albus*. It has proved useful in the night sweats of phthisis where atropia has failed. Dose gr. $\frac{1}{16} - \frac{1}{8}$. Unof.

Agaricus (*ag-ar'-ik-us*) [see *Agaric*]. A genus of the family of Agaricini or Mushrooms. *A. albus*, Purging Agaric, unof., a fungus parasite upon the European Larch; it contains an alkaloid, *agaricin*, and *agaric acid*. It is used as a drastic purgative, and is valuable in night sweats. Dose gr. xxx- $\bar{5}$ as a purgative; gr. xv in night sweats. **A.**, **Ext.**, **Alcohol**. Dose gr. iij-vj. **A.**, **Ext.**, **Liq.** Dose ℥iij-xx. **A.**, **Tinct.** Dose ℥xx- $\bar{5}$]. The edible species, *A. campestris*, is characterized by a brownish color, that does not change when cut, and an agreeable taste. *A. chrysogorum*, Surgeon's Agaric, a parasitic fungus formerly used for *Mora*, q. v. Soaked in solution of potassium nitrate it forms *spunk*. *A. muscarius*, Fly Agaric, a poisonous mushroom, containing an alkaloid, *Muscarin*, q. v., a powerful cardiac depressant. Dose of the alkaloid gr. $\frac{1}{15} - \frac{1}{10}$. *Muscarin Nitrate*, used hypodermatically. Dose gr. $\frac{1}{16} - \frac{3}{16}$.

Agaster (*ah-ga'-ster*) [*ἀ priv.*; *γαστήρ*, the stomach]. An animal without a stomach.

Agastric (*ah-ga'-trik*) [*ἀ priv.*; *γαστήρ*, the stomach]. Having no intestinal canal, as the tape-worms.

Agastronervia (*ah-ga'-trō-nal'-ve-ah*) [*ἀ priv.*; *γαστήρ*, the stomach; *nervus*, a nerve or sinew]. See *Agastronuria*.

Agastroneuria (*ah-ga'-trō-nul'-ve-ah*) [*ἀ priv.*; *γαστήρ*, the stomach; *ουρον*, a nerve]. Deficiency in the nerve-stimulus sent to the stomach.

Agathin (*ag'-ath-in*) [*ἀγαθος*, good], $C_6H_5(OH) \cdot CH \cdot N \cdot X (CH_3) \cdot C_6H_5$. Salicyl-*alpha*-methyl-phenyl-hydrazone, obtained by the interaction of salicylic aldehyd, and *alpha*-methyl-phenyl-hydrazin. It is a greenish-white, crystalline substance, without odor or taste, insoluble in water, soluble in alcohol and ether, and melts at $74^\circ C$. Used as an anti-neuralgic in doses of eight grains, two or three times daily. Its action is cumulative. Unof.

Agave (*ag-av'-er*) [*ἀγανθή*, noble]. A large genus of amaryllidaceous plants, natives of North America. *A. americana*, American Aloe, the leaves of a plant growing in North America. It is diuretic and antisyphilitic. Dose of the fld. ext. $\bar{5}$ ss j. The fresh juice is also similarly employed. The fermented juice, called *pulque*, is a moderately stimulant drink, very popular in Mexico. Unof.

Age (*aj*) [*M. E.*, *age*]. The length of time a being has existed; also, a certain stage in life. The period of life is divided into a succession of ages, as follows: 1. *Infancy*, from birth to the appearance of the temporary teeth. 2. *Childhood*, from the cutting of the first permanent teeth to puberty. 3. *Youth*, from puberty to the attainment of the full stature, that is, 18 or 19 for girls, 21 to 22 for boys. 4. *Maturity*, covers the interval from youth to the climacteric. 5. *Old-age*, or period of decline. Other divisions may be made, as, e. g., those of embryonic life, of immaturity, of maturity, of sterility, etc.

Agnesia (*ah-jen'-et'-se-ah*) [*ἀ priv.*; *γένεσις*, generation]. A term somewhat loosely used to designate abnormal or imperfect development. Also impotence and sterility. In botany, the asexual development of the flower.

Agnesis (*ah-jen'-es-is*) [*ἀ priv.*; *γένεσις*, generation]. 1. Impotence; barrenness. 2. Incomplete and defective development.

Agnosomus (*ah-jen-o-so'-mus*) [*ἀ priv.*; *γενῶν*, to beget; *σῶμα*, body]. A variety of single autostic monsters, of the species *Celosoma* in which there is a lateral or median evagination occupying principally the lower portion of the abdomen, while the genital and urinary organs are either absent or very rudimentary.

Agens (*ah'-jenz*) [*L.*]. An agent. **A. Morbi**. See *Morbi*.

Agent (*ah'-jent*) [*agere*, to act, to do]. A substance or force that by its action effects changes in the human body.

Agenus (*aj'-en-us*) [*ἀ priv.*; *γένος*, offspring]. Cellular plants.

Agenya (*ah-jen'-v-ah*) [*ἀ priv.*; *γένεσις*, chin]. Congenital absence of the chin.

Agerasia (*aj'-er-a'-se-ah*) [*ἀγρησσία*, eternal youth]. Vigorous old age; age without its wonted feebleness and decay.

Ageusia (*ah-gü'-se-ah* or *ah-jul'-se-ah*) [*ἀ priv.*; *γεῖσις*, taste]. Abolition of the sense of taste.

Ageustia (*ah-gü'-te-ah*) [*ἀ priv.*; *γεῖσις*, taste]. Same as *Ageusia*.

Agger (*aj'-er*) [*L.*]. In anatomy, a pile or mound. **A. nasi**, an anterior prolongation and elevation of the mucous membrane covering the middle turbinated bone; its direction is almost parallel with the dorsal ridge of the nose, running forward and downward till it reaches very nearly to the anterior aperture of the nostril. **A. valvulae venae** [*pl.*, *Aggeres valvularum venarum*], the eminence of a venous valve; a projection within the lumen of a vein at the junction of a valve.

Agglomerate (*ag-glom'-er-ah*) [*agglomerare*, to wind into a ball]. Grouped or clustered; massed. Crowded into a dense cluster. **A. Glands**. See *Gland*.

Agglutinant (*ag-lu'-tin-ant*) [*agglutinare*, to paste to]. Promotive of repair by adhesion; favorable to agglutination.

Agglutinate (*ag-lu'-tin-at*) [*agglutinare*, to paste to]. In biology, to glue together; to unite by adhesion.

Agglutination (*ag-lu'-tin-a'-shun*) [*agglutinare*, to glue upon or to]. A joining together; applied to the healing of wounds; it is called *immediate*, if by the first intention; *mediate*, if through the intermediation of some natural plastic material.

Agglutinative (*ag-lu'-tin-a-tiv*) [*agglutinare*, to glue upon or to]. 1. Favoring agglutination; adhesive. 2. Any substance with adhesive properties, fitted to retain the edges of wounds in apposition. Such are caoutchouc, collodion, etc.

Aggravation (*ag-ra'-va'-shun*) [*aggravare*, to make worse]. Increase in severity, as of a disease, symptom, or pain.

Aggregate (*ag-re'-gāt*) [*ad*, to; *gregare*, to collect into a flock]. Grouped into a mass. **A. Glands.** See *Gland*.

Aggregation (*ag-re-ga'-shun*) [*ad*, to; *gregare*, to collect into a flock]. 1. The massing of materials together. 2. A congeries or collection of bodies, mostly of such as are similar to each other.

Agitation (*aj-it'-a'-shun*) [*agitare*, to excite, arouse]. 1. Fatiguing restlessness with violent motion; mental disturbance. 2. A stirring or shaking, as in pharmacy.

Aglet, Aiglet (*ag'-let, āg'-let*) [M. E.]. In biology, a drooping anther or catkin.

Aglia (*ag'-le-ah*) [L.]. A speck or spot upon the cornea or on the white of the eye.

Aglobulia (*ah-glo-bu'-le-ah*) [*ā* priv.; *globulus*, a globe]. A decrease in the quantity of red blood corpuscles, with corresponding increase of serum.

Aglobulism (*ah-glob'-u-lizm*) [*ā* priv.; *globulus*, a globe]. Aglobulia; oligocythemia.

Aglobulous (*ah-glob'-u-lus*) [*ā* priv.; *globulus*, a globe]. Characterized by aglobulia.

Aglossia (*ah-glos'-e-ah*) [*ā* priv.; *γλῶσσα*, the tongue]. Congenital absence of the tongue.

Aglossostoma (*ah-glos-ost'-to-mah*) [*ā* priv.; *γλῶσσα*, the tongue; *στόμα*, the mouth]. A fetal monster in which there is a mouth without a tongue.

Aglossus (*ah-glos'-us*) [*ἀγλωστος*, without a tongue]. A person without a tongue.

Aglutition (*ah-glu-tish'-un*) [*ā* priv.; *glutire*, to swallow]. Difficulty in swallowing; inability to swallow.

Agmatology (*ag-mat-ol'-o-je*) [*αγματῶς*, a fracture; *λόγος*, discourse]. The science or study of fractures.

Agmen (*ag'-men*) [*agmen*, a multitude]. In biology, a taxonomic group between a class and an order.

Agminate (*ag'-min-at*) [*agmen*, a multitude]. Aggregated, clustered. **A. Glands.** See *Gland*, *Peper's*.

Ag nail (*ag'-nāl*) [A. S., *angnægil*]. 1. Hangnail. 2. A whitlow. 3. A corn on the toe or foot.

Agnathia (*ag-na'-the-ah*) [*ā* priv.; *γνάθος*, a jaw]. Absence or defective development of the jaws.

Agnathus (*ag'-na-thus*) [*ā* priv.; *γνάθος*, a jaw]. A monster with no lower jaw.

Agnea, or Agnœa (*ag-ne'-ah*) [*ἀγνῶα*, want of perception]. A condition in which the patient does not recognize things or persons.

Agnew's Operations. See *Operations*, *Table of*.

Agnew's Rectal Chemise. An appliance for controlling hemorrhage from the rectum. It consists of a gum catheter to the end of which are attached three square pieces of mosquito-netting. These are moistened with a solution of the persulphate of iron, and the whole introduced into the rectum, where it acts as a plug.

Agnin (*ag'-nin*) [*agnus*, a lamb]. A fatty substance derivable from sheep's wool, unmixed with water; it is harder, darker, and less agreeable in color and odor than lanolin. See *Lanolin* and *Suint*.

Agnina Membrana (*ag-ni'-nāh mem-brā'nāh*) [L.]. "The lamb-like, or woolly, membrane,"—the amnion.

Agnus castus (*ag'-nus kas'-tus*) [L.]. The chaste tree, *Vitex agnus castus*; its leaves and seeds were formerly used as a preservative of chastity, and its homeopathic preparations are still exhibited as aphrodisiacs.

-ago'ga, -agogue [*ἀγωγῆς*, one who leads]. A suffix, denoting agents that drive out other substances, as emmenagogues, lithagogues, etc.

Agomphiasis (*ah-gom-fī'-as-īs*) [*ā* priv.; *γρομφῆς*, a tooth]. Same as *Agomphosis*.

Agomphious (*ah-gom-fī'-e-us*) [*ἀγρομφος*, toothless]. Without teeth.

Agomphosis (*ah-gom-fī'-sīs*) [*ā* priv.; *γρομφῆς*, a tooth]. 1. Absence of the teeth. 2. A loosening or looseness of the teeth.

Agonia (*ag'-o-ne-ah*) [*ἀγωνία*, a contest or struggle]. 1. Distress of mind; extreme anguish. 2. The death struggle. [*ἀγωνος*, barren]. Barrenness; sterility; impotence. **A. Bark.** See *Agoriada*.

Agoniadin (*ag-on-i'-ad-in*) [*ἀγωνος*, barren]. $C_{10}H_{11}O_6$. A glucosid found in Agonia bark, and used as an anti-periodic.

Agonous (*ag'-o-nus*) [*ἀγωνος*, unfruitful]. Barren; impotent.

Agony (*ag'-o-ne*) [*ἀγωνία*, a contest or struggle]. Violent pain; extreme anguish; the death-struggle.

Agoraphobia (*ag-o-ra-fī'-be-ah*) [*ἀγορά*, a market-place, assembly; *φόβος*, fear]. 1. A morbid fear of open places or spaces; kenophobia. 2. Dread of assemblies; morbid dislike of crowds or of associating with others.

Agoriada (*ag-o-re-ah'-dah*) [Sp.]. The Brazilian tree, *Plumieria lancifolia*, and its febrifuge bark.

Agoriadin (*ag-o-ri'-ad-in*) [Sp.]. $C_{10}H_{11}O_6$. A glucosid, probably the active principle of *Agoriada*.

-agra [*ἀγρα*, a seizure]. A Greek word added as a suffix to various roots to denote *seizure*, *severe pain*; as podagra, etc.

Agammatism (*ah-gram'-at-izm*) [*ā* priv.; *γράμμα*, a word]. A phenomenon of aphasia, consisting in the inability to form words grammatically, or the suppression of certain words of a phrase. See *Aphasia*.

Agraphia (*ah-graf'-e-ah*) [*ā* priv.; *γράφειν*, to write]. Inability to express ideas by writing. In some cases not a single letter can be formed; in others, words, and a number of words, without meaning, can be written. See *Aphasia*. **A., Musical**, pathological loss of the ability to write musical notes.

Agraphy (*ag'-ra-fē*) [*ā* priv.; *γράφειν*, to write]. Same as *Agraphia*.

Agrestial (*ag-rest'-te-al*) [*agrestis*, rural]. In biology, growing wild in the fields.

Agria (*ag'-re-ah*) [*ἀγριος*, wild]. A pustular eruption; malignant pustule; herpes.

Agriecosis (*ag-re-ct-ko'-sīs*) [*ἀγριος*, wild; *ἔκρωσις*, ulceration]. A malignant or uncontrollable ulceration.

Agrimony (*ag'-rim-o-ne*) [*ἀγρός*, a field; *μόνος*, alone]. The root of *Agrimonia eupatoria*. A mild astringent. Dose of fld. ext. ʒss-ij. Unof.

Agriopsoria (*ag-re-op-so'-re-ah*) [*ἀγριος*, wild; *ψώρα*, itch]. An incurable or severe attack, or variety, of itch.

Agrioriganum [*ag-re-o-ri-gē'-an-un*] [*ἀγριος*, wild; *ὀρίγανον*, origanum]. Wild Marjoram, *Origanum vulgare*.

Agriothymia (*ag-roo-thim'-e-ah*) [*ἄγριος*, wild; *θυμός*, mind, will]. Maniacal fury; it is variously divided or classed as ambitious, hydrophobic, religious, etc.

Agrippa (*ah-grip'-ah*) [L.]. A person born with the feet foremost.

Agromania (*ag-ro-ma'-ne-ah*) [*ἄγριος*, a field; *μανία*, madness]. A mania for living in the country.

Agrostography (*ag-roo-log'-ra-jé*) [*ἄγροστρον*, conch-grass; *γραφία*, to write]. See *Agrostology*.

Agrostology (*ag-roo-let'-o-jé*) [*ἄγροστρον*, conch-grass; *λογία*, to speak of]. The botany of grasses.

Agrypnetic (*ah-grip-net'-ik*) [*ἄγριος*, sleep]. 1. Sleepless; wakeful. 2. Preventing sleep; agrypnetic.

Agrypnia (*ah-grip'-ne-ah*) [*ἄγριος*, restless; *ἕπνοσ*, sleep]. Loss of sleep, sleeplessness, *Insomnia*, *q. v.*

Agrypnocoma (*ah-grip-no-ko'-mah*) [*ἄγριος*, sleepless; *κόμα*, coma]. Coma vigil; wakeful lethargy, with low muttering delirium.

Agrypnotic (*ah-grip-not'-ik*) [*ἄγριος*, sleep]. 1. Preventing sleep; causing wakefulness. 2. A medicine that prevents sleep.

Aguardiente (*ah-guar-de-ent'-á*) [Sp.]. Ardent spirits; brandy or rum.

Ague (*á-gú*) [*acutus*, sharp, acute; Fr., *aigu*]. Malarial or intermittent fever, characterized by paroxysms, or stages, of chill, fever, and sweating at regularly recurring times, and followed by an interval or intermission whose length determines the epithets, quotidian, tertian, etc. In some cases there is a double paroxysm, and hence called double quotidian, double tertian, etc. The duration of each paroxysm varies from two to twelve hours. The most frequent and important complication of intermittent fever is pneumonia, the consolidation occurring very suddenly. In the blood of many malarial patients a minute hematozoan, the *hematomonas malarie*, has been found. They are seen in the red corpuscles, are hyaline, and include pigment granules. They gradually increase in size, till the cell, a process of segmentation occurs, the cell wall breaks down, and the segments, each containing a pigment granule, are set free. These are oval and possess one to three flagella. These bodies disappear under the use of quinin. **A. Aden.** See *Dengue*. **A., Brass-founders'**, a disease common among brass-founders, characterized by symptoms somewhat resembling an imperfect attack of intermittent fever, the recurrence of the paroxysms, however, being irregular. The direct cause is generally thought to be the inhalation of the fumes of deflagrating zinc or "spelter." **A., Brow**, intermittent neuralgia of the brow. **A. Cake**, chronic enlargement of the spleen in diseases of malarial origin. **A., Catenating**, ague associated with other diseases. **A. Drop.** See *Fowler's Solution*. **A., Dumb**, latent ague; masked ague; ague with no well marked chill, and with at most only partial or slight periodicity. **A., Latent**, see *A., Dumb*. **A., Leaping**, a term for the dancing mania. **A., Masked.** See *A. Dumb*. **A. Tree**, common Sassafras. **A. Weed.** 1. See *Grindelia*. 2. The *Eupatorium perfoliatum*, or thorough-wort.

Agynary (*aj'-in-a-ry*) [*ἄγριος*, female]. In biology, having no pistil, as a double flower.

Agynous (*aj'-in-ú*) [*ἄγριος*, female]. In biology, destitute of female reproductive organs.

Ahypnia (*ah-hip'-ne-ah*) [*ἄγριος*, sleep]. Sleeplessness.

Ahypnosis (*ah-hip'-no'-sis*) [*ἄγριος*, sleeplessness]. Entire absence of the capacity to sleep, most marked in insanity.

Aichmophobia (*ah-mo-fo'-bé-ah*) [*αἰχμή*, a spear point; *φοβία*, to fear]. An extravagant dread of sharp or pointed instruments.

Aid-Forceps (*ad'-for-seps*) [Fr., *aide*: forceps]. A device for making safe and effective traction upon the obstetrical forceps by means of a fillet or tape and a dynamometer.

Aidoio- (*a-doi'-o*). See *Edeco*.

Aidoiomania (*a-doi-o-ma'-ne-ah*). See *Edeomania*.

Aiglet (*ag'-let*). See *Aigret*.

Aigret, Aigrette (*ag'-gret, a-gret'*). In biology, same as *Égret*.

Ailanthus (*a-lan'-thus*) [Malacca, *Ailanto*, "tree of heaven"]. The bark of *A. glandulosa*, commonly known as Tree of Heaven. Properties due to an oleoresin and a volatile oil. A nauseant and drastic purgative, constituting an excellent anthelmintic against tape-worm. **A., Ext. fld.** Dose ℥x-ʒj. **A., Tinct.** Dose ℥x-ʒij.

Ailing (*al'-in-ŋ*) [M. E., *eyle*]. Indisposed; out of health; not well.

Ailment (*al'-ment*) [M. E., *eyle*]. A disease; sickness; complaint; usually used in reference to chronic disorders.

Aimorrhæa (*am-or-e'-ah*) [*αἷμα*, blood; *ρῶα*, a flowing]. A bleeding, or hemorrhage.

Ainhum (*in-yoon'*) [negro word, meaning *to save*]. A disease in Guinea and Hindostan, peculiar to negroes, in which the little toes are slowly and spontaneously amputated at about the digito-plantar fold. The process is very slow, does not affect other toes or parts, is unaccompanied by any constitutional symptoms, and its cause is unknown. It sometimes attacks the great toe. Called also *Dactylolysis spontanea*.

Air [*āip* from *div*, to blow, or breathe]. The chief part of the atmosphere. *Atmospheric air* consists of a mixture of 77 parts by weight, or 79.19 by volume, of nitrogen, and 23 parts by weight, or 20.81 by volume, of oxygen, with 3.7 to 6.2 parts by volume of CO₂ in 10,000 parts. 100 cubic inches weigh 30.935 grains. The pressure of the air at sea-level is about 14.7 pounds upon the square inch. **A., Alkaline**, free or volatile ammonia. **A., Azotic**, nitrogen. **A. Bag.** See *A. Cushion*. **A. Bath**, therapeutic exposure to air that may be heated, condensed, or variously medicated. See *Bath*. **A.-bed**, an airtight, rubber, inflated mattress employed in conditions requiring long confinement to bed. **A.-bladder.** See *A. vesicle*. **A. Bubbles**, in microscopy, are prepared by heating a drop of thin mucilage. They are useful as a test for central light. In oblique light the bright spot will appear on the side away from the mirror. **A.-cell**, an air-sac; an air-vesicle of the pneumonic tissue. **A., Complementary**, is that that can still be inhaled after an ordinary inspiration. **A. Conduction**, a method of testing the hearing-power by means of a watch held at varying distances from the ear, or by the employment of a number of tuning forks of varying pitch. See *Bone Conduction*. **A.-cure**, the therapeutic employment of air. **A.-cushion.** A cushion filled with air; usually made of soft india-rubber. **A., Dephlogisticated**, an old name for Oxygen. **A.-douche.** The inflation of the middle ear with air. **A.-duct.** See *Duct*. **A.-embolism**, free air in the blood-vessels during life, or the obstruction due to it. **A., Expired**, that driven from the lungs in expiration. **A., Factitious**, carbon dioxide. **A., Fixed**, an old name for carbon dioxide (carbonic acid). **A. Hunger.** See *Diabetes mellitus*. **A., Inspired**, that taken into the lungs on inspiration. **A., Mephitic**, carbon dioxide. **A.-meter.** See *Anemometer*. **A. Passages**, the nares, mouth, larynx, trachea, and bronchial tubes. **A., Phlogisticated**, nitrogen. **A.-pump**, an apparatus for exhausting or compressing air. **A., Reserve**

or **Supplemental**, that that can still be exhaled after an ordinary expiration. **A.**, **Residual**, that remaining in the lungs after the most complete expiration possible. **A.-sac**. See *Air-vesicle*. **A.-space**, a space in tissue filled with air or other gases arising from the separation, rupture, or absorption of cells. **A.**, **Stationary**, that remaining in the lungs during normal respiration. **A.**, **Supplemental**. See *A.*, *Reserve*. **A.-tester**, an instrument for testing the impurity of the air. **A.**, **Tidal**, that taken in and given out at each respiration. **A.-vesicle**, any small air-space, especially the expanded terminal portion of a minute or ultimate bronchial vessel. **A.**, **Vital**, an old name for Oxygen. See *Atmosphere*.

Ajowan (*aj'-oo-on*) [E. Ind.]. Bishop's Weed. The fruit of *Ammi copticum*. Carminative and antiseptic. It has been recommended in colic, diarrhea, etc. Dose of the fld. ext. ℞_x-xxx.

Akamathesia, Akamathesis. See *Akatamathesia*.

Akanthesthesia (*a-kan-thes-the'-ze-ah*) [*ἀκανθα*, a thorn; *ἄσθησις*, sensation]. A form of paresthesia or perverted sensation in which there is a feeling as of a sharp point.

Akanthion (*a-kan'-the-on*). See *Acanthion*.

Akatamathesia (*ah-kat-am-ath-el'-ze-ah*) [*ἄ priv.*; *καταμάθησις*, understanding]. Inability to understand.

Akataphasia (*a-kat-af-a'-se-ah*). See *Acataphasia*.

Akazga (*a-kaz'-gah*) [African]. A poisonous plant of West Africa, probably a *Strychnos*. Also its bark, and an amorphous extractive derived from it. It is one of the African ordeal poisons and contains *akazgin*.

Akazgin (*a-kaz'-gin*) [African]. An alkaloid from *akazga*; its effects are much like those of strychnia.

Akene (*ak'-en*). See *Achenium*.

Akido-galvano-cautery (*ak-id-o-gal-van-o-kaz'-te-re*) [*ἄκίς*, needle; *Galvani*; *καυτήριον*, a branding-iron]. Galvanic cauterization by the needle electrode.

Akidopeirastic (*ak-id-o-pi-ras'-tik*) [*ἄκίς*, needle; *πειραστικός*, proving]. Relating to the exploratory puncture of a diseased area by means of a stout needle.

Akinisia (*ah-kin-el'-se-ah*). See *Akinisia*.

Akinesis (*ah-kin-el'-sis*) [*ἄ priv.*; *κίνησις*, quiescence]. Absence or imperfection of movement. Applied to the heart's diastole and to immotility of the iris; also to any lack of motility, especially when due to some central or cerebral cause. **A. Algera**, an affection manifested by voluntary abstinence from movement on account of the pain of movement, without any apparent cause of pain.

Aknemia (*ak-ne'-me-ah*). See *Anemia*.

Akology (*ak-ol'-o-je*). See *Acology*.

Akral (*ak'-ral*) [*ἄσπος*, extreme]. See *Cephalic*.

Akrokinesis (*ak-ro-kin-el'-sis*). See *Acrocinesis*.

Akromegaly (*ak-ro-meg'-a-le*). See *Acromegalia*.

Akromikria (*ak-ro-mik'-re-ah*). See *Acromikria*.

Akroposthitis (*ak-ro-pos-thi'-tis*). See *Acroposthitis*.

Akyanopsia (*ah-ki-an-op'-se-ah*). See *Acyanopsia*.

Al. The Arabic definite article, *the*, prefixed to many words to designate preëminence, etc., as alkali, alcohol. In chemical nomenclature it is used as a suffix to denote similarity to or derivation from an aldehyd, as chloral, butyral, etc.

Ala (*a'-lah*) [L., a wing; *pl.*, *Alæ*]. A name of various wing-shaped parts or appendages. In biology, the side petal of a papilionaceous corolla. **A. Auris**, the pinna of the ear. **A. Cinerea**, a triangular space of gray matter in the fourth ventricle of the brain, probably giving origin to the pneumogastric nerves. **A. Majores**, 1. The greater wings of the sphenoid. See *Albiphenoid*. 2. The external labia pudendi. **A. Minores**, 1. The lesser wings of the sphenoid. 2.

The labia minora pudendi. **A. Nasi**, the lateral cartilage of the nose. **A. Pontis**. See *Ponticulus*. **A. Pulmonum**, the lobes of the lung. **A. of Sacrum**, the flat triangular surface of bone extending outward from the base of the sacrum, supporting the *psaos magnus* muscle. **A. Vespertilionis**, the broad ligament of the uterus. **A. Vulvæ**, the labia of the pudendum. Applied also to the armpits, parts of the sphenoid, vomer, etc.

Alalia (*al-a'-le-ah*) [*ἄ priv.*; *ῥαΐά*, talk]. 1. Impaired or lost articulation from paralysis of the muscles of speech or from local laryngeal disease. 2. Aphasia due to a psychic disorder.

Alalic (*al-a'-lik*) [*ἄ priv.*; *ῥαΐά*, talk]. Characterized by or pertaining to alalia.

Alanin (*al'-an-in*) [L., *aldehyde*; $C_3H_7NO_2$. Lactic acid. An organic base obtained by heating aldehyd ammonia with hydrocyanic acid in the presence of an excess of HCl; it occurs in aggregated hard nodules with a sweetish taste; soluble in five parts of cold water; with more difficulty in alcohol; insoluble in ether. When heated, it commences to char at about 237°; it melts at 255° and then sublimes.

Alaninate (*al-an'-in-ät*) [L., *aldehyde*]. A salt of alanin. **A. of Mercury**, a crystalline, soluble compound of mercury and alanin; antisyphilitic. Dose gr. $\frac{1}{32}$ to $\frac{1}{4}$. Unof.

Alan'son's Operation. See *Operations, Table of*.

Alant Camphor. See *Helenin*.

Alantin (*al-an'-tin*) [Ger., *alant*, elecampane]. Same as *Inulin*.

Alantol (*al-an'-tol*) [Ger., *alant*, elecampane; *oleum, oil*], $C_{20}H_{32}O$. Inulol. An aromatic liquid obtained from elecampane; used like creosote for phthisis.

Alar (*a'-lar*) [*ala*, wing]. Winglike. In biology, situated in the forks of a stem. **A. Ligaments**, lateral synovial folds of the ligament of the knee-joint.

A. Odontoid Ligaments, lateral ligaments of the odontoid process. **Alares musculi**, the pterygoid muscles. **Alares venæ**, superficial veins at the bend of the arm. **Alaria ossa**, lateral processes of the sphenoid bone.

Alaris (*al-a'-ris*) [*ala*, wing]. Wing-shaped. See *Alar*.

Alary (*a'-lar-e*) [*ala*, a wing]. In biology, pertaining to wings; wing-shaped.

Alate (*a'-lat*) [*ala*, a wing]. In biology, winged or having winglike borders or expansions; aliferous; aligerous.

Alate-pinnate (*a'-lat-pin'-ä'*) [*ala*, a wing; *pinna*, a feather]. In biology, a pinnate leaf having a winged petiole.

Alba (*al'-bah*) [L., "white"]. The white fibrous tissue of the brain and nerves.

Albadara (*al-bad-a'-rah*) [Arabic]. An old name for the basal joint of the great toe.

Alban (*al'-ban*) [*albus*, white], $C_{10}H_{16}O$. A white resin that may be extracted from gutta percha.

Albedo (*al-be'-dö*) [L., "whiteness"]. Whiteness. **A. retinae**, retinal edema. **A. unguis**, or **unguim**, the lunula of the nail; the white semilunar place at the root of a finger nail.

Albescent (*al-be'-sent*) [*albescere*, to become white]. Whitish; moderately white.

Albicans (*al'-be-kan-*) [*albicare*, to grow *white]. White; whitish. Used as the name of either of the *corpora albicantia* at the base of the brain.

Albicant (*al'-be-kant*) [*albicare*, to be white]. See *Albescent*.

Albicantia (*al-be-kan'-she-ah*) [L.]. Plural of *Albicans*. See *Corpora*.

Albication (*al-be-ka'-shun*) [*albicare*, to be white]. In biology, a growing white.

Albicomus (*al-be-ko'-mus*) [*albus*, white; *coma*, hair]. Having white hair.

Albiduria (*al-bid-u'-re-ah*) [*albidus*, white; *oipov*, urine]. White urine.

Albiflorous (*al-bif-lo'-rus*) [*albus*, white; *flor*, a flower]. In biology, bearing white flowers.

Albinism (*al'-bin-izm*) **Albinismus** (*al-bin-iz'-mus*) [*albus*, white]. *Congenital Achroma*; *Congenital Leucoderma*. That condition of the skin in which there is a congenital absence of pigment unaccompanied by textural changes in the skin, and involving its entire surface, including the pilary filaments and the choroid coats and irides of the eyes. Usually associated with nystagmus, photophobia, and astigmatism.

Albino (*al-bi'-no*) [Sp.]. A person affected with albinism. Also an animal or plant differing from the normally colored members of its kind by being white or colorless.

Albinotic (*al-bin-ot'-ik*) [Sp.]. Affected with albinism.

Albinuria (*al-bin-u'-re-ah*) [*albus*, white; *oipiv*, to migrate]. 1. Chyluria; whiteness of the urine. 2. Albuminuria.

Albizzia (*al-bit'-e-ah*) [Ital., *Albizzi*, a Tuscan proper name]. A genus of leguminous plants. *A. anthelmintica*. See *Moussena*.

Albolen (*al'-bo-len*) [*albus*, white; *oleum*, oil]. A hydrocarbon oil, colorless, tasteless, odorless, and not affected by exposure to air or strong acids. It is a form of lanolin, and is used as an application to inflamed surfaces and for spraying the respiratory passages.

Albuginea (*al-bu-jin'-e-ah*) [*albus*, white]. White, or whitish. **A. oculi**, the sclerotic coat of the eye. **A. ovarii**, and **testis**, the tunica albuginea of the ovary and testicle. The spleen, the epididymis, the penis, and the kidneys have each an investment or capsule called *albuginea* or *tunica albuginea*.

Albugineous (*al-bu-jin'-e-us*) [*albus*, white]. 1. Whitish. 2. Resembling the white of an egg.

Albuginitis (*al-bu-jin'-it-is*) [*albus*, white; *itis*, inflammation]. Inflammation of a tunica albuginea.

Albugo (*al-bu'-go*) [L.]. 1. A white spot, as upon the cornea. 2. A whitish, scaly eruption. 3. The white of an egg.

Albumen (*al'-bu-men* or *al-bu'-men*) [*albus*, white]. The white of an egg. See *Albumin*.

Albumenoid (*al-bu'-men-oid*). See *Albuminoid*.

Albumenuria (*al-bu-men-u'-re-ah*). See *Albuminuria*.

Albumimeter (*al'-bu-mim'-et-er*) [*albus*, white; *μετρον*, measure]. An instrument for determining the quantitative estimation of albumin in urine, or in any compound or mixture.

Albumin (*al-bu'-min*) [*albu*, white]. A proteid substance, the chief constituent of the body. Its molecule is highly complex and varies widely within certain limits in different organs and conditions. It contains approximately the following percentages: Carbon 51.5 to 54.5; hydrogen 6.9 to 7.3; nitrogen 15.2 to 17.0; oxygen 20.9 to 23.5; sulphur 0.3 to 2.0. Its approximate formula is $C_{12}H_{112}N_{16}O_{22}S$. Albumen, white of egg, often called albumin, is largely composed of it. Other varieties are called after their sources or characteristic reactions, as acid-albumin, alkali albumin, muscle-, serum-, ovum-, vegetable-albumin, etc. Normal albumin is the type of a group of proteids known as albumins. For the various tests for albumin, see *Table of Tests*, under *Test*. See also, *Proteid* and *Native Albumins*. **A. of Bence-Jones**, a variety

found in pseudo-albuminuria. It does not give a precipitate with an excess of HNO_3 except on standing, when a coagulum forms that will be redissolved on heating. **A., Blood**. See *Serum-albumin*. **A., Caseiform**, that variety not coagulated by heat, but precipitated by acids. **A., Circulating**, that found in the fluids of the body. **A. Crystals**. See *Crystalloids*. **A., Derived**, a modification of albumin resulting from the action of certain chemicals. **A., Egg-**. See *Egg-albumin*. **A., Muscle-**, a variety found in muscle-juice. **A., Native**, any albumin occurring normally in the organism. **A., Organic**, that forming an integral part of the tissue. **A., Serum-**. See *Serum-albumin*. **A., Test Solution of**, a filtered solution of the white of an egg in 100 c.c. of distilled water. **A., Vegetable**, that form that is found in various vegetable juices.

Albuminate (*al-bu'-min-at*) [*albus*, white]. The compound of albumin and certain bases, as albuminate of iron, or of iron and potassium, etc.

Albuminaturia (*al-bu-min-at-u'-re-ah*) [*albus*, white; *oipov*, urine]. The abnormal presence of albuminates in the urine.

Albuminiferous (*al-bu-min-if'-er-us*) [*albumin*; *ferre*, to bear]. See *Albuminiferous*.

Albuminimeter (*al-bu-min-im'-et-er*). See *Albumimeter*.

Albuminin (*al-bu'-min-in*) [*albumin*]. The non-nitrogenous substance of the cells that enclose the white of birds' eggs.

Albuminiparous (*al-bu-min-ip'-ar-us*) [*albumin*; *parere*, to produce]. Yielding albumin.

Albuminogenous (*al-bu-min-oi'-en-us*) [*albumin*; *γενεω*, producing]. Producing albumin.

Albuminoid (*al-bu'-min-oid*) [*albumin*; *ειδος*, form].

1. Resembling albumin. Applied to certain compounds having many of the characteristics of albumin. 2. Any nitrogenous principle of the class of which normal albumin may be regarded as the type. **A. Disease**, also spoken of as *lardaceous*, *waxy*, or *amyloid degeneration*. A form of degeneration usually affecting simultaneously a number of the viscera, and occurring secondarily to some preëxisting disease.

Those viscera most usually the seat of the change are, in the order of frequency, the spleen, liver, kidneys, intestine and lymph glands. The tissues around the capillary vessels are first affected; from these centers it spreads till the whole organ or section presents a pale, glistening, waxy, or bacon-like appearance. This is due to the infiltration of a peculiar proteid substance, lardacin, which, with iodine, gives a deep mahogany brown color, the characteristic test for the disease. The preëxisting trouble is either some chronic suppuration, as in bone or joint disease, or some wasting disease like pulmonary tuberculosis, syphilis, etc. The only way in which the disease may be arrested is by thorough removal of the cause.

Albuminoids (*al-bu'-min-oids*) [*albumin*]. Substances resembling true proteids in their origin and composition. They are amorphous non-crystalline colloids, occurring as organized constituents of the tissues, and also in fluid form. Mucin, Nuclein, Keratin, Fibroin, Spongin, Elastin, Gelatin, Chondrin, etc., are the principal members of the group.

Albuminometer (*al-bu-min-om'-et-er*). See *Albumimeter*.

Albuminone (*al-bu'-min-on*) [*albumin*]. A principle derivable from certain albuminoids; it is not coagulable by heat, and is soluble in alcohol.

Albuminorrhæa (*al-bu-min-or-eh'-ah*) [*albumin*; *ροια*, a flow]. Copious abnormal discharge of albumins.

Albuminose (*al-bu'-min-os*) [*albumin*]. 1. A product of the digestion of fibrin or any albuminoid in very



ALBUMIMETER.

- dilute hydrochloric acid; acid albumin. 2. Albumose, or the product of the digestion of albumin by the gastric juice.
- Albuminosis** (*al-bu-min-o'-sis*) [*albumin*]. Abnormal increase of the albuminous elements in the blood, or the condition that results from such increase.
- Albuminous** (*al-bu'-min-us*) [*albumin*]. Containing, or of the nature of an albumin.
- Albumin-Peptide** (*al-bu'-min-pep'-ton*). Same as *Albuminose* (2d def.).
- Albumins** (*al-bu'-min-z*). See *Albumin*.
- Albuminuria** (*al-bu-min-u'-re-ah*) [*albumin*: *o'ipov*, urine]. The presence in the urine of albumin, a mixture of serum-albumin and serum-globulin in various proportions. True albuminuria must be distinguished from the presence of albumin due to an admixture with the urine of blood, pus, or other albuminous fluid. However, even under these circumstances it must be remembered that true albuminuria may be coexistent. Albumin in the urine may result from a number of causes, *e. g.*, mechanical interference with the renal circulation; from congestion, lesions, and organic diseases of the kidneys themselves; from toxic substances in the blood, such as lead, in which case there is a granular form of nephritis; from changes in the blood due to various diseases, as anemia, purpura, scurvy, and sepsis; in pyrexia; in certain nervous disorders, such as tetanus, delirium tremens, apoplexy, Graves's disease, and epilepsy; in various functional disorders, as dyspepsia, high living, great exertion, *etc.*, and during pregnancy. The etiology of albuminuria is still undetermined, but it is now recognized that it will be produced by any condition that interferes with the nutrition of the glomeruli or renal epithelium.
- A. of Adolescence.** See *A., Cyclic*. **A., Adventitious.** See *A., Pseudo*. **A., Cardiac**, that due to chronic valvular disease. **A., Cyclic**, a condition also known as physiological, simple, functional, or transient albuminuria, or the albuminuria of adolescence, in which a small quantity of albumin appears in the urine, especially of the young, at stated times of the day; hence the term "cyclic." The nature of this phenomenon is not positively known, but it is probably the result of some changes in the renal circulation.
- A., Dietetic**, that due to the ingestion of certain forms of food, especially eggs, cheese, and pastry. **A., Dyscrasic.** See *A., Hematogenous*. **A., False**, a mixture of albumin with the urine during its transit through the urinary passages, where it may be derived from blood, pus, or special secretions that contain albumin. **A., Febrile**, that due to fever, or associated with acute infectious diseases, slight changes occurring in the glomeruli without organic lesion. **A., Functional.** See *A., Cyclic*. **A., Gouty**, albumin in the urine of elderly people, who secrete a rather dense urine containing an excess of urea. **A., Hematogenous**, that resulting from some abnormal blood-condition, and not due to nephritis. **A., Hepatic**, that form associated with marked disturbance of the hepatic function, as shown by slight jaundice and vague dyspeptic attacks. **A., Intrinsic.** See *A., True*. **A., Mixed**, the presence of a true- and pseudo-albuminuria. **A., Morbid**, that due to any pathological condition. **A., Nephrogenous**, that due to renal disease. **A., Neurotic**, that due to nervous disorders. **A., Paroxysmal.** See *A., Cyclic*. **A., Physiological**, the presence of albumin in normal urine, without appreciable coexisting renal lesion or diseased condition of the system. **A., Pseudo**, *A., Adventitious*: albuminuria dependent upon the presence of such fluids as blood, pus, lymph, spermatic fluid, or the contents of an abscess-cavity, in the urine. **A., Simple.** See *A., Cyclic*. **A., Temporary**, that lasting but for a short time. **A., Tests of.** See *Table of Tests*, under *Test. A., Transient.* See *A., Cyclic*. **A., True**, *A., Intrinsic*; that due to the excretion of a portion of the albuminous constituents of the blood with the water and salts of the urine.
- Albuminuric** (*al-bu-min-u'-rik*) [*albumin*: *o'ipov*, urine]. Associated with, of the nature of, or affected by, albuminuria. **A. Retinitis.** See *Retinitis*.
- Albuminurorrhœa** (*al-bu-min-u-ror-rh'-ah*) [*albumin*: *o'ipov*, urine: *rhoia*, a flowing]. See *Albuminuria*.
- Albumose** (*al'-bu-mos*) [*albumin*]. Any albuminoid substance ranking among the first products of the splitting up of proteids by enzymes, and intermediate between the food-albumins and the typical peptones. According to Kühne there are at least two albumoses, *antialbumose* and *hemialbumose*. The latter, after the precipitation and filtering off of the para-peptones, *e. g.*, in the peptic digestion of fibrin, yields the following: 1. *Protalbumose*, soluble in hot and cold water and precipitable by NaCl in excess. 2. *Deuteroalbumose*, soluble in water, not precipitated by NaCl in excess, unless an acid be added at the same time. 3. *Heteroalbumose*, insoluble in hot or cold water, soluble in dilute or more concentrated solutions of NaCl, and precipitable from these by excess of the salt. 4. *Dysalbumose*, same as heteroalbumose, except that it is insoluble in salt solutions.
- Albumosuria** (*al-bu-mos-u'-re-ah*) [*albumose*: *o'ipov*, urine]. The abnormal presence of an albumose in the urine.
- Albumum** (*al-ber'-num*) [L., "sap-wood"]. In biology, young wood, sap-wood.
- Alcahest** (*al'-ka-hest*) [Uncertain derivation]. An old name for the supposed universal solvent, and for a medicine curative of all congestions. **A. of Glauber**, a crude potassium carbonate derived from the burning of potassium nitrate with hot coals.
- Alkali** (*al'-ka-li*). See *Alkali*.
- Alcaptone** (*al-kap'-ton*). See *Alcaptone*.
- Alcaptoneuria** (*al-kap-ton-u'-re-ah*). See *Alcaptoneuria*.
- Alchemist** (*al'-kem-ist*) [Origin doubtful]. One who practices alchemy.
- Alchemy** (*al'-kem-e*) [Arab., of doubtful derivation]. The supposed art of the transmutation of metals (into gold) and of finding a remedy for all diseases. Modern chemistry is the development of this chimerical medieval dream.
- Al'cock's Canal.** See *Canal*.
- Alcohol** (*al'-ko-hol*) [Arab., al. the: *kohol*, a stain, or finely powdered]. Ethyl alcohol, C₂H₆O. A liquid obtained by the distillation of fermented grain or starchy substance. It is used in pharmacy as a solvent for resins, and as a base for all tinctures. Commercial alcohol contains 91 per cent. of absolute alcohol, with 9 per cent. of water. It is inflammable, colorless, and possesses a pungent odor and burning taste. Sometimes it is used externally as a stimulant lotion. Internally, it is a powerful cerebral excitant; in large doses a depressant, narcotic poison, producing muscular incoördination, delirium, and coma. It is a food within the limits of 5j-5j per day: its continued use is apt to result in epilepsy, amblyopia, and insanity. In the form of wine, whisky, or brandy, it is valuable in diphtheria, adynamic fevers, and poisoning by cardiac depressants. **A., Absolute**, spirit containing no water. **A., Amyl**, C₁₁H₂₂O, commonly known as "Potato Spirit" and "Fusel Oil"; a transparent, colorless liquid. **A., Anhydrous**, one free from water. **A., Aromatic**, an alcohol containing phenyl. **A., Benzyl**, C₁₁H₂₀, obtained from benzaldehyd by the action of sodium amalgam. It is a

colorless liquid, with a faint aromatic odor; boils at 209°; its sp. gr. at 0° is 1.002. It dissolves with difficulty in water, but readily in alcohol and ether. **A. deodoratum**, deodorized alcohol, containing 92.5 per cent. by weight of ethyl-alcohol and 7.5 per cent. of water. **A., Dilute**, composed of 41 per cent. by weight of ethyl-alcohol. **A., Ethyl.** See *Alcohol*.

A. of Fermentation, has a disagreeable odor; boils at 129–130°; occurs in fusel oil; consists mainly of inactive isobutyl carbinol. **A., Methyl**, C₁₁H₂₂O, known as "Wood Spirit." **A., Phenic.** See *Acid, Carbohic*. **Alcoholate** (*al'-ko-hol'at'*) [Arab., *al*, the; *kohol*, a stain, or finely powdered]. 1. A chemical compound, as a salt, into which an alcohol enters as a definite constituent. 2. A preparation made with alcohol.

Alcoholature (*al'-ko-hol'-at-chür*) [Fr. *alcoolature*]. An alcoholic tincture, especially one prepared with fresh plants.

Alcoholic (*al'-ko-hol'-ik*) [Arab., *al*, the; *kohol*, a stain, or finely powdered]. 1. Pertaining to, containing, or producing alcohol. 2. One addicted to the use of spirituous drinks. **A. Radicals**, the name applied to the univalent radicals, C_nH_{2n+1}.

Alcoholica (*al'-ko-hol'-ik-ah*) [Arab., *al*, the; *kohol*, a stain]. In pharmacy, alcoholic preparations.

Alcoholimeter (*al'-ko-hol-im'-et-er*). See *Alcoholometer*.

Alcoholimetry (*al'-ko-hol-im'-et-er*). See *Alcoholometry*.

Alcoholism (*al'-ko-hol-izm*) [Arab., *al*, the; *kohol*, a stain, or finely powdered]. The morbid results of excessive or prolonged use of alcoholic liquors. The term **acute A.** has been used as a synonym for inebriety. The **chronic** form is associated with severe lesions or disturbances of the digestive, respiratory, and nervous systems.

Alcoholismus (*al'-ko-hol-iz'-mus*). Syn. of *Alcoholism*.

Alcoholization (*al'-ko-hol-iz'-at-shun*) [Arab., *al*, the; *kohol*, a stain, or finely powdered]. The art or process of alcoholizing; the state of being alcoholized; the product of the process of alcoholizing.

Alcoholize (*al'-ko-hol-iz*) [Arab., *al*, the; *kohol*, a stain, or finely powdered]. 1. To impregnate with or blend with alcohol. 2. To convert into an alcohol. 3. To reduce to a very subtle powder.

Alcoholometer (*al'-ko-hol-om'-et-er*) [*alcohol*: *uiz'pov*, a measure]. A hydrometer or other instrument used in determining the percentage of alcohol in any liquid.

Alcoholometry (*al'-ko-hol-om'-et-er*) [*alcohol*: *uiz'pov*, a measure]. The determination of the proportion of alcohol present in any liquid.

Alcoholophilia (*al'-ko-hol-oh'-fil'-e-ah*) [*alcohol*: *oh'filiv*, to love]. The appetite for strong drink; a craving for intoxicants.

Alcohols (*al'-ko-holz*) [Arab., *al*, the; *kohol*, a stain, or finely powdered]. A series of neutral compounds resembling bases exhibiting gradations corresponding to their increase in molecular weight. They are derived from the normal hydrocarbons by replacing hydrogen with the group OH. The lower alcohols are mobile liquids, readily dissolving in water and possessing the characteristic alcohol odor; the intermediate members are more oily, and dissolve with difficulty in water; while the higher are crystalline solids without odor or taste. The alcohols resemble the fats. Their boiling points increase gradually (with similar structure) in proportion to the increase of their molecular weights. See *Table*. **A., Diatomic**, those formed by replacing two atoms of hydrogen in a hydrocarbon by two molecules of hydroxyl. **A., Dibasic.** See *A., Diatomic*. **A., Dihydric.** See *Glycols*, and *Table of Alcohols*. **A., Divalent.** See

Glycols. **A., Hexahydric**, alcohols containing six hydroxyl groups attached to six different carbon atoms. They approach the sugars very closely in their properties, having a very sweet taste, but differ from them in

TABLE OF THE ALCOHOLS.

1. OF THE FATTY COMPOUNDS.

SERIES 1.—ALCOHOLS, C_nH_{2n+1}OH.

NAME.	FORMULA.	PHYSICAL CONDITION.	BOILING POINT. (<i>Centigrade</i>).	SPECIFIC GRAVITY.
Methyl (<i>Wood Spirit</i>),	CH ₃ O	Liquid.	66°	0.796 at 20°
Ethyl,	C ₂ H ₅ O	Liquid.	78.3°	0.78945 at 20° 0.80625 at 0°
Propyl,	C ₃ H ₇ O	Liquid.	97.4°	0.8044 at 20°
Butyl,	C ₄ H ₉ O	Liquid.	116.8°	0.8099 at 20°
Amyl,	C ₅ H ₁₁ O	Liquid.	137°	0.8168 at 20°
Hexyl,	C ₆ H ₁₃ O	Liquid.	157°	0.819 at 23°
Heptyl (<i>Eanthylyl</i>),	C ₇ H ₁₅ O	Liquid.	175°	. . .
Octyl,	C ₈ H ₁₇ O	Liquid.	190–192°	0.830 at 16°
Nonyl,	C ₉ H ₁₉ O
Decyl,	C ₁₀ H ₂₁ O	Solid.	43.5°	. . .
Undecyl,	C ₁₁ H ₂₃ O	Solid.
Dodecyl,	C ₁₂ H ₂₅ O	Solid.	119°	. . .
Tridecyl,	C ₁₃ H ₂₇ O	Solid.
Tetradecyl,	C ₁₄ H ₂₉ O	Solid.	167°	. . .
Pentadecyl,	C ₁₅ H ₃₁ O	Solid.
Hexadecyl (<i>Cetyl</i>),	C ₁₆ H ₃₃ O	Solid.
Heptadecyl,	C ₁₇ H ₃₅ O	Solid.
Octadecyl,	C ₁₈ H ₃₇ O	Solid.	210°	. . .
Ceryl (<i>Crotylin</i>),	C ₂₇ H ₅₆ O	Solid.
Mellissyl,	C ₃₀ H ₆₂ O	Solid.

SERIES 2.—UNSATURATED ALCOHOLS, C_nH_{2n}—1.OH.

NAME.	FORMULA.	PHYSICAL CONDITION.	BOILING POINT.	SPECIFIC GRAVITY.
Vinyl,	C ₂ H ₃ O	Does not exist in the free state.
Allyl,	C ₃ H ₅ O	Liquid.	96–97°	0.8540 at 20°
Crotyl,	C ₄ H ₇ O	Liquid.	117–120°	. . .

SERIES 3.—UNSATURATED ALCOHOLS, C_nH_{2n}—3.OH. Acetylene Series.

Propargyl, C₃H₃O Liquid. 114–115° 0.9715 at 20°

The only known alcohol of this series.

2. OF THE AROMATIC OR BENZENE SERIES.

SERIES 1—PRIMARY ALCOHOLS.

NAME.	FORMULA.	PHYSICAL CONDITION.	BOILING POINT.	SPECIFIC GRAVITY.
Benzyl,	C ₇ H ₇ O	Liquid.	206°	1.062 at 0°
Tolyl,	C ₈ H ₉ O	Liquid.	212°	1.033 at 20°
Phenyl Propyl,	C ₉ H ₁₁ O	Liquid.	235°	. . .
Cumin,	C ₁₀ H ₁₃ O	Liquid.	246°	. . .

TABLE OF THE ALCOHOLS.—*Continued.*

SERIES 2.—DIVALENT (DIHYDRIC) ALCOHOLS.

NAME.	FORMULA.	PHYSICAL CONDITION.	BOILING POINT. (Centigrade).	SPECIFIC GRAVITY.
Benzylene-Glycol,	$C_7H_{10}O_2$	Does not exist in the free state.
Tolylene(<i>Phthalyl</i>)	$C_8H_{10}O_2$
Styrolene,	$C_8H_{10}O_2$	Solid.
Benzoyl Carbinol,	$C_8H_8O_2$	Solid.
SERIES 3.—OXV- OR PHENOL ALCOHOLS.				
Oxy-benzyl, . . .	$C_7H_8O_2$	Solid.
Anisyl,	$C_8H_{10}O_2$	Solid.	259°	...
Piperonyl,	$C_8H_8O_3$	Solid.
Vanillin,	$C_8H_{10}O_3$	Solid.
Phenyl Glycerol, .	$C_9H_{12}O_3$	Solid.
Mesicerin,	$C_9H_{12}O_3$	Liquid.

that they do not reduce an alkaline copper solution and are not fermented by yeast. Moderate oxidation converts them into glucoses, $C_6H_{12}O_6$. They are obtained from the latter by the action of sodium amalgam. **A., Monatomic.** See *A., Monovalent*. **A., Monohydric.** See *A., Monovalent*. **A., Monovalent (Monohydric),** products of the replacement of one atom of hydrogen of the hydrocarbons by the hydroxyl group HO. **A., Normal,** primary alcohols in which the replacing group possesses normal structure. **A., Primary,** products of the replacement of one hydrogen atom in carbinol by alkyls. **A., Secondary,** products of the replacement of two hydrogen atoms in carbinol by alkyls. **A., Tertiary,** products of the replacement of all of the three hydrogen atoms of carbinol by alkyls. **A., Triatomic,** those formed by replacing three atoms of hydrogen in a hydrocarbon by three molecules of hydroxyl. **A., Unsaturated,** those derived from the unsaturated alkyls in the same manner as the normal alcohols are obtained from their hydrocarbons. In addition to the general character of alcohols, they are also capable of directly binding two additional affinities. See *Table*.

Alcoömeter (*al-ko-om'-et-er*). See *Alcoholometer*.

Alcornin (*al-kor'-nin*) [Sp.]. A peculiarly fatty, crystallizable substance, supposed to be the active principle of alcornuque.

Alcornuque (*al-kor-no'-kwa*) [Sp.]. 1. Cork, or the cork-oak. 2. The *Alchornea latifolia*, a euphorbiaceous tree of tropical America. Its bark is bitter and tonic, and has been used as a remedy in phthisis. Unof.

Aldane (*al'-dan*) [See *Aldehyd*]. A chemical compound formed by uniting two or more molecules of an aldehyd and removing the aqueous elements.

Aldehyd (*al'-de-hid*) [*al*, the first syllable of alcohol; *dehyd*, from *dehydratus*], C_2H_4O . Alcohol deprived of two atoms of hydrogen, or *acetic aldehyd*. It is a colorless, limpid liquid, with a characteristic odor. When exposed to the air or to oxygen it is converted into acetic acid. It boils at 208°, and has a sp. gr.

of 0.8009 at 0°. It is miscible in all proportions with water, ether, and alcohol. Internally it produces intoxication, anesthesia, and asphyxia. The vapor is used in catarrhal congestions and ozena. **A., Anisic**, $C_8H_8O_2$, results on oxidizing various essential oils (anise, fennel, *etc.*) with dilute HNO_3 . A colorless oil of sp. gr. 1.123 at 15°, and boiling at 248°. **A., Benzoic**, $C_7H_6O_2$, the oil of bitter almonds. **A., Cinnamic**, $C_9H_8O_2$, the chief ingredient of the essential oil of cinnamon and cassia. It is a colorless, aromatic oil, that sinks in water and boils at 247°. **A., Formic**, is asserted to have extreme value as a microbicide and antiseptic, even its fumes and its solution of one part in 20,000 being destructive to various pathogenic germs. **A., Protocatechuic**, $C_6H_3(OH)_2(OH).CHO$, the parent substance of vanillin and piperonal, prepared from pyrocatechin by the action of chloroform. It dissolves readily in water, forms brilliant crystals, and melts at 150°. **A., Salicylic**, $C_6H_4(OH).CHO$, occurs in the volatile oils of the different varieties of *Spinea*. It is an oil with an aromatic odor, boiling at 196°, with a sp. gr. at 15° of 1.172; easily soluble in water, and colors the skin an intense yellow.

Aldehydene (*al-de-hi'-den*) [*aldehyd*], C_2H_2 . A chemical radicle derived from ethylene.

Aldehyds (*al'-de-hidz*) [See *Aldehyd*]. A class of compounds intermediate between alcohols and acids, derived from their corresponding primary alcohols by the oxidation and removal of two atoms of hydrogen, and converted into acids by the addition of an atom of

TABLE OF THE ALDEHYDS.

A. OF THE FATTY COMPOUNDS.

I. ALDEHYDS OF THE PARAFFIN SERIES, $C_nH_{2n}O$.

NAME.	FORMULA.	PHYSICAL CONDITION.	MELTING POINT. (Centigrade).	BOILING POINT. (Centigrade).	SPECIFIC GRAVITY.
Methyl (<i>Formic</i>), . .	CH_2O	Gas
Acetaldehyd, . .	C_2H_4O	Liquid	...	20.5°	0.8009 at 0°
Propionic, . . .	C_3H_6O	Liquid	...	49°	0.8096 at 20°
Butyraldehyd, . .	C_4H_8O	Liquid	...	75°	0.8179 at 20°
Amyl,	$C_5H_{10}O$	Liquid	...	102°	...
Caproyl,	$C_6H_{12}O$	Liquid	...	128°	...
Enanthylic, . . .	$C_7H_{14}O$	Liquid	...	153-154°	...
Decatoic (<i>Capric</i>), . . .	$C_{10}H_{20}O$	Solid	...	106° (15 mm.)	...
Dodecattylic (<i>Lauric</i>), . . .	$C_{12}H_{24}O$	Solid	44.5°	142° (22 mm.)	...
Tetradecattylic (<i>Myristaldehyd</i>),	$C_{14}H_{28}O$	Solid	52.5°	168° (22 mm.)	...
Hexadecattylic (<i>Palmitic</i>), . . .	$C_{16}H_{32}O$	Solid	58.5°	192° (22 mm.)	...
Octadecattylic (<i>Stearaldehyd</i>),	$C_{18}H_{36}O$	Solid	63.5°	192° (22 mm.)	...

TABLE OF THE ALDEHYDS.—Continued.

2. UNSATURATED ALDEHYDS, C_nH_{2n-2}O.

NAME.	FORMULA.	PHYSICAL CONDENSED.	MELTING POINT. (Centigrade.)	BOILING POINT. (Centigrade.)	SPECIFIC GRAVITY.
Acrylaldehyd.	C ₃ H ₄ O	Liquid	...	52°	0.8410 at 20°
Crotonaldehyd.	C ₄ H ₆ O	Liquid	...	104-105°	1.033 at 0°

B. OF THE AROMATIC OR BENZENE SERIES.

1. MONOVALENT ALDEHYDS.

Benzaldehyd.	C ₇ H ₆ O	Liquid	...	179°	1.050 at 15°
Toluic,	C ₈ H ₈ O	Liquid	...	206°	...
Phenyl-propyl.	C ₉ H ₁₀ O	Liquid
Cumic,	C ₁₀ H ₁₂ O	Liquid	...	235°	0.973 at 13°

2. DIALDEHYDS.

Phthalaldehyd.	C ₈ H ₆ O	Liquid
Phenyl-lactic, .	C ₉ H ₈ O ₂

3. OXY-ALDEHYDS.

Salicylic,	C ₇ H ₆ O ₂	Liquid	...	196°	1.172 at 15°
Anisic,	C ₈ H ₈ O ₂	Liquid	...	245°	1.123 at 15°
Protocatechuic,	C ₇ H ₆ O ₃	Solid	150°
Vanillin,	C ₈ H ₈ O ₃	Solid	86-81°

oxygen. They contain the group COH. They exhibit in their properties a gradation similar to that of the alcohols. The lower members are volatile liquids, soluble in water, and have a peculiar odor, but the higher are solids, insoluble in water, and cannot be distilled without decomposition. See *Table*.

Aldepalmitic Acid (*al-de-pal-mit'ik as'id*). See *Alid, Aldepalmitic*.

Alder (*al'-der*). See *Alnus*.

Al'derman's Nerve. See *Arnold's Nerve*, in *Nerve Table*.

Aldin (*al'-din*) [see *Aldehyd*]. An amorphous basic chemical substance, formed from an ammonia compound of aldehyd. Several aldins are known.

Aldol (*al'-dol*) [see *Aldehyd*], C₃H₆O₂. A colorless, odorless liquid, obtained by the action of dilute HCl on crotonaldehyd and acetaldehyd. It is miscible with water, and at 0° has a sp. gr. of 1.120; upon standing, it changes to a sticky mass that cannot be poured.

Aldoses (*al'-do-sez*) [see *Aldehyd*]. The aldehyd alcohols, containing the atomic group CH(OH).CHO.

Aldoxim, or Aldoxime (*al-dok's'im*) [see *Aldehyd*]. Products of the combination of aldehyds or ketones and free hydroxylamin. They are usually liquid bodies that boil without decomposition.

Ale (*al'*) [A. S., *ale*]. An alcoholic beverage brewed from malt and hops. It contains from three to seven per cent. of alcohol. See *Malt Liquors*.

Aleatico (*al'-al-ti-ko*) [It.]. An excellent sweet red wine, prepared in Tuscany, and esteemed one of the best and most delicate stimulants of its class.

Aleicithal (*ah-les'ith-al*) [*al* priv.; *λειθος*, yolk]. A term applied to certain ova having the food-yolk absent, or present only in very small quantity.

Alegar (*al'-le-gar*) [A. S., *aleto*; *egar*, sour]. Vinegar made of ale.

Alembic (*al-em'bi-ik*) [Arab., *al*, the; *ἀμβίξ*, a cup]. A vessel used for distillation.

Alembroth (*al-em'broth*) [Origin unknown]. An old name for a compound of the chlorid of ammonium and mercury. Its solution has been used of late as an antiseptic.

Alepidote (*ah-lep'te-dot*) [*al* priv.; *λεπίς*, a scale]. Without scales, as certain fishes.

Aleppo Boil, Button, Evil, Pustule, or Ulcer. See *Turunculus orientalis*.

Aletrin (*al'-et-rin*). See *Aletris*.

Aletris (*al'-et-ris*). Star Grass, Unicorn Root, Starwort, Colic Root. The root of *A. farinosa*. Tonic, diuretic, and anthelmintic. Formerly a popular domestic remedy in colic, dropsy, and chronic rheumatism. Dose of fld. ext. ℥x-xxx; of tincture (℞ in S proof spirit) ℥i-ij; of *aletrin*, the extractive, gr. ¼-iv. **A. Cordial**. Dose ℥j three times daily. Unof.

Aleukemia (*ah-lu-ke'me-ah*) [*al* priv.; *λευκός*, white; *αιμα*, blood]. Deficiency in the proportion of white cells in the blood.

Aleurometer (*al-u-rom'et-er*) [*ἀλευρον*, flour; *μέτρον*, a measure]. An instrument used for the examination of crude gluten as to its power of distending under the influence of heat, as a means of judging of the value of a flour for bread-making. A similar instrument, termed an *aleuroscope*, has also been invented.

Aleuronat (*al-u'-ro-nat*) [*ἀλευρον*, flour]. A vegetable albumin used as a substitute for bread in cases of diabetes.

Aleurone (*al-u'-ron*) [*ἀλευρον*, fine flour]. Proteid matter in the form of small rounded particles, found in seeds.

Aleuroscope (*al-u'-ro-skōp*) [*ἀλευρον*, flour; *σκοπεῖν*, to view]. See *Aleurometer*.

Alexander-Adam's Operation. See *Operations, Table of*.

Alexanderism (*al-eks-an'-der-izm*) [*Alexander*]. The insanity of conquest; agriothymia ambitiosa.

Alexander's Operation. See *Operations, Table of*.

Alexeteric (*al-eks-e-ter'ik*) [*ἀλεξήτηρ*, defender]. Good against poison, venom, or infection.

Alexia (*al-eks'e-ah*) [*al* priv.; *ἴσις*, word]. Word-blindness. A form of aphasia and a special type of psychical blindness, in which the patient is unable to recognize ordinary written or printed characters. **A., Musical**, musical blindness; pathological loss of the ability to read music.

Alexifer (*al-eks'if-er*) [*ἀξίξεν*, to repel; *όάρμακον*, a poison]. A remedy or object that serves as an amulet or antidote against poison.

Alexin (*al-eks'in*) [*ἀξίξεν*, help]. 1. Any defensive proteid; any phylaxin or sozin. 2. An antibacterial substance found by Hankin in the blood of certain animals and giving immunity to certain toxins. 3. A synonym for *Tuberculo-chlin*.

Alexipharmac, or Alexipharmic (*al-eks-e-far'mak, or -mik*) [*ἀξίξεν*, to repel; *όάρμακον*, a poison]. A medicine neutralizing a poison.

Alexipharmacon (*al-eks-e-far'mak-on*) [*ἀξίξεν*, to repel; *όάρμακον*, a poison]. Any alexipharmac medicine.

Alexipyretic (*al-eks-e-pi-ret'ik*) [*ἀξίξεν*, to ward off; *πυρετός*, a fever]. A febrifuge.

Alexiteric (*al-eks-e-ter'ik*). See *Alexeteric*.

Aleze (*ah-ze*) [Fr., *alze*]. A cloth to protect the bed from becoming soiled by excreta, *etc.*

Alfonsin (*al-fon'-sin*) [from Alfonso Ferri, a sixteenth century surgeon]. An old form of bullet extractor.

Algæ (*al'-jē*) [*algæ*, a seaweed]. A group of acetyledonous plants, of simple vegetable construction, living mostly in the water.

Algoth (*al'-sar-oth*) [It., *Algarotti*, the Veronese physician]. Oxychlorid of antimony.

Algedo (*al-jē'-do*) [*ἀλγηδών*, pain]. Severe pain in the generative organs and extending to the urinary organs, sometimes arising from a sudden stoppage of gonorrhæa.

Algeficient (*al-jē-fa'-shent*) [*algere*, to be cool; *facere*, to make]. Cooling.

Algeinuresis (*al-jin-u-re'-sis*) [*ἀλγεῖν*, to feel pain; *οὐρσις*, urination]. Painful urination.

Algera, or Algeros (*al-jē'-rah*, or; *ros*) [*ἀλγερός*, painful]. Painful; characterized by pain.

Algesia (*al-jē'-æ-ah*) [*ἀλγησις*, pain]. Pain; suffering.

Algesichronometer (*al-jē-æ-kro-nom'-et-er*) [*ἀλγησις*, pain; *χρόνος*, time; *μέτρον*, a measure]. An instrument used to note the lapse of time before a nerve center responds to a painful stimulus.

Algesimeter (*al-jes-im'-et-er*) [*ἀλγησις*, pain; *μέτρον*, a measure]. An instrument for determining the acuteness of the sense of pain.

Algesis (*al-jē'-sis*). See *Algesia*.

Algesthesis, or Algæsthesia (*al-jes-the'-sis*) [*ἀλγος*, pain; *αἴσθησις*, feeling]. The perception of pain; any painful disease.

Algetic (*al-jet'-ik*) [*ἀλγεῖν*, to have pain]. Pertaining to, or producing, pain.

-algia (*al'-jē-ah*) [*ἀλγος*, pain]. A suffix denoting pain, as odontalgia, neuralgia, etc.

Algid (*al'-jid*) [*αλγιδος*, cold]. Cold, chilly. **A. Fever**, a pernicious intermittent fever, with great coldness of the surface of the body. **A. Cholera**, Asiatic cholera.

Algin (*al'-jin*) [*algæ*, a seaweed]. Alginic acid; a gummy substance derivable from seaweeds and forming a good substitute for gum arabic.

Algology (*al-gol-ō-jī*) [*algæ*, a seaweed; *λέγειν*, speak]. That department of botany treating of algæ, phycology.

Algometer (*al-gom'-et-er*) [*ἀλγος*, pain; *μέτρον*, a measure]. An instrument for testing the sensibility of a part to pain.

Algotry (*al-gom'-et-er*) [*ἀλγος*, pain; *μέτρον*, a measure]. The testing of pain.

Algophobia (*al-go-fō'-be-ah*) [*ἀλγος*, pain; *φόβος*, dread]. Unreasonable or morbid dread of pain.

Algophobic (*al-go-fō'-bik*) [*ἀλγος*, pain; *φόβος*, dread]. Characterized by algophobia.

Algophobist (*al-go-fō'-bist*) [*ἀλγος*, pain; *φόβος*, dread]. One who morbidly dreads pain.

Algor (*al'-gor*) [L.]. A sense of chilliness or coldness. *A. Progressivus*. Syn. of *Scleroderma Neonatorum*.

Algos (*al'-gos*) [*ἀλγος*, pain]. Pain; a painful disease, or attack.

Algisos (*al-go'-sis*) [*algæ*, seaweed]. The causation of disease by certain plants, as algæ.

Algospasm (*al'-go-spa-zm*) [*ἀλγος*, pain; *σπασμός*, spasm]. Painful spasm or cramp.

Alibert's Ke'loid. See *Keloid and Diseases, Table of*.

Alibility (*al-ib-il'-i-ty*) [*alibilis*, nutritive]. Availability of a nutritious substance for absorption and assimilation.

Alible (*al'-i-bl*) [*alibilis*, nutritive]. Nutritive; absorbable and assimilable.

Alicant (*al'-ik-ant*) [from *Alicante*, in Spain]. A strong, sweet, and dark-colored Spanish wine.

Alices (*al'-is-ēs*) [L.]. Red spots preceding the pustulation in smallpox.

Alienation (*al-yen-a'-shun*) [*alienatio*; *alienare*, to withdraw]. Mental derangement, insanity.

Alienist (*al'-yen-ist*) [*alienare*, to withdraw]. One who treats mental diseases; a specialist in the treatment of insanity.

Aliethmoid (*al-e-eth'-moid*) [*ala*, a wing; *ἰθμός*, a strainer]. In birds, the wing of the ethmoidal portion of the orbito-nasal cartilage.

Aliferous (*al-if'-er-us*) [*ala*, a wing; *ferre*, to bear]. Winged; alate; aligerous.

Aliform (*al'-if-orm*) [*ala*, wing; *forma*, shape]. Wing-shaped. **A. Process**, the wing of the sphenoid. See *Alisphenoid*. *Aliformes musculi* (*al-if-er'-mz mus'-ku-li*). The aliform or wing-shaped muscles; the pterygoid muscles.

Aligerous (*al-if'-er-us*) [*ala*, wing; *gerere*, to bear]. Having wings; alate; aliferous.

Aliment (*al'-im-ent*) [*alimentum*, from *alimentare*, to nourish]. Nourishment, food. A substance that, acted upon by the digestive and assimilative organs, yields the sources and repairs the losses of heat, force, or the tissues of the body.

Alimentary (*al-im-ent'-ta-re*) [*alimentum*, from *alimentare*, to nourish]. Nourishing. **A. Bolus**, the food after mastication and just prior to swallowing. **A. Canal, Duct, System, or Tube**, the digestive tube from the lips to the anus, with its accessory glands.

Alimentation (*al-im-ent-a'-shun*) [*alimentare*, to nourish]. The process of the reception and conversion of food into material fit for nourishment. **A., Rectal**, the nourishing of a patient by the administration of small quantities of concentrated food through the rectum. There are many formulæ for these nutritious enemata, the most important of which are the following: 1. *Leube's Pancreatic-meat Emulsion*.—"For rectal alimentation: chop five ounces of finely-scraped meat still finer, add to it one and a-half ounces of finely-chopped pancreas, free from fat, and then three ounces of lukewarm water; stir to the consistency of a thick pulp. Give at one time, care being taken to wash out the rectum with water about an hour before." 2. *Mayer's Formula*.—"Fresh ox-pancreas 150 to 200 grams; lean meat 400 to 500 grams. Bruise the pancreas in a mortar with water at a temperature of 37° C., and strain through a cloth. Chop the meat and mix thoroughly with the strained fluid, after separating all the fat and tendinous portions. Add the yolk of one egg, let stand for two hours, and administer at the same temperature, after having cleansed the rectum with an injection of oil. This quantity is sufficient for 24 hours' nourishment, and should be administered in two doses." 3. *Rennie's Formula*.—"Add to a bowl of good beef-tea one-half pound of lean, raw beefsteak pulled into shreds. At 99° F. add one drachm of fresh pepsin and one-half drachm of dilute HCl. Place the mixture before the fire and let it remain for four hours, stirring frequently. The heat must not be too great, or the artificial digestive process will be stopped altogether. It is better to have the mixture too cold than too hot. If alcohol is to be given it should be added at the last moment. Eggs may also be added, but should be previously well beaten." 4. *Peaslee's Formula*.—"Crush or grind a pound of beef-muscle fine; then add one pint of cold water; allow it to macerate 40 minutes, and then gradually raise it to the boiling point; allow it to boil for two minutes—no more—and then strain." 5. *Plint's Mixture*.—"Milk $\frac{5}{8}$ ij, whisky $\frac{5}{8}$ ss, to which add half an egg."

Alimentivity (*al-im-ent-iv'-i-ty*) [*alimentare*, to nourish]. The instinct that impels the animal organism to take food or nourishment.

Alinasal (*al-in-a'-sal'*) [*ala*, a wing; *nasus*, the nose]. Pertaining to the *ala nasi*, or wing of the nose.

Aliped (*al-ip'e-d*) [*ala*, a wing; *pes*, a foot]. Characterized by having the fingers or toes connected by a membrane, for purposes of flight.

Aliptic (*al-ip'-'tik*) [*ἀλιπτικός*]. 1. Relating to inunction. 2. Gymnastic; pertaining to physical culture.

Alisma (*al-is'-mish*) [*ἀλίσμα*, plantain]. A genus of endogenous plants. 1. *plantago*, or water plantain, has pungent, acrid qualities, and is used as a diuretic and stimulant. Unof.

Alismín (*al-is'-mín*) [*ἀλίσμα*, plantain]. An extractive or precipitate, obtained from the tincture of *Alisma plantago*.

Alisphenoid (*al-is-fo'-noíd*) [*ala*, a wing; *σφίον*, a wedge; *εἶδος*, form]. 1. Pertaining to the greater wing of the sphenoid bone. 2. That bone which in adult life forms the main portion of the greater wing of the sphenoid.

Alizarin (*al-iz-a'-rín*) [Arab., *al*, the; *ágarah*, to extract], $C_{14}H_8O_4$. The red coloring principle occurring in the madder plant, *Rubia tinctorium*, and in anthracene, a coal-tar product. It occurs in red prismatic crystals, readily soluble in ether and alcohol. The alizarins form a group of the anthracene colors. See *Conspectus of Pigments* under *Pigment*. **A. Blue**, a crystalline blue coloring matter formed by heating nitroalizarin in combination with H_2SO_4 and glycerin. **A. Red**, a pale flesh-color used in dyeing.

Alkahest (*al'-ka-hest*). Same as *Alcahest*.

Alkaescence (*al-ka-les'-ens*) [Arab., *al-qali*, soda-ash]. Slight or commencing alkalinity; alkaline quality or tendency.

Alkaescent (*al-ka-les'-ent*) [Arab., *al-qali*, soda-ash]. Somewhat alkaline; mildly alkaline.

Alkali (*al'-ka-li*) [Arab., *al-qali*, soda-ash]. The term includes the hydrated oxides of the alkali metals; these are electro-positive, are strong bases, uniting with acids to form salts, turn red litmus blue, and saponify fats. **A., Caustic** (usually potash), when so concentrated as to possess caustic properties; potash and soda are called **fixed alkalies**, because permanently solid; soda is called a mineral, potash a vegetable, and ammonia a volatile alkali.

Alkali-albumin (*al'-ka-li-al-bu'-mín*). A derived albumin; a proteid having been acted upon by dilute alkalies and yielding an alkaline reaction.

Alkaligenous (*al-ka-lij'-en-us*) [*alkali*; *γενής*, producing]. Affording or producing an alkali.

Alkalimeter (*al-ka-lim'-et-er*) [*alkali*; *μέτρον*, a measure]. An instrument for estimating the alkali in a substance.

Alkalimetry (*al-ka-lim'-et-re*) [*alkali*; *μέτρον*, a measure]. The measurement of the amount of an alkali in a substance.

Alkaline (*al'-ka-lín*) [*alkali*]. Having the qualities of or pertaining to an alkali. **A. Bath**. See *Bath*. **A. Copper Test**. See *Tests, Table of*. **A. Tide**. See *Tide*.

Alkalinity (*al-ka-lin'-'it-er*) [*alkali*]. The quality of being alkaline.

Alkalinuria (*al-ka-lín-u'-re-ah*) [*alkali*; *οὖρον*, urine]. Alkalinity of the urine.

Alkalinization (*al-ka-li-zá'-shun*) [*alkali*]. The act of rendering a thing alkaline; the state or quality of being rendered alkaline.

Alkaloid (*al'-ka-loíd*) [*alkali*; *εἶδος*, likeness]. Resembling an alkali.

Alkaloidal (*al-ka-loíd'-al*) [*alkali*; *εἶδος*, likeness]. Having the qualities of an alkaloid.

Alkaloids (*al'-ka-loí-ids*) [*alkali*; *εἶδος*, likeness]. All nitrogenous vegetable compounds of basic and alkali

line character, or their derivatives, from which bases may be isolated. They are chief constituents of the active principles of the vegetable drugs employed as medicines or poisons. Those alkaloids containing no oxygen are generally liquid and volatile; such are nicotine and conine. The others are solid, crystallizable, and non-volatile. **A., Putrefactive**. See *Putromaines*.

Alkaluretic (*al-ka-lu-ret'-ik*) [*alkali*; *οὖρον*, urine]. Causing or tending to cause a flow of alkaline urine.

Alkanet (*al'-kan-et*) [Sp., dim. of *alcaña*, henna]. The root of the herb, *Alkanna* (*Anchusa tinctoria*), yielding a red dye that is used in staining wood, coloring adulterated wines, and in pharmacy to give a red color to salves, etc.

Alkan'na Red. See *Alkannin*.

Alkannin (*al'-kan-in*) [Sp., dim. of *alcaña*, henna]. Alkanna red; a valuable coloring matter obtained from alkanet. It is a dark, brownish-red, resinous mass, or powder, insoluble in water, but soluble in alcohol and ether, neutral in reaction.

Alkapton (*al-kap'-ton*). A yellowish resinous body occasionally found in urine, which on exposure to air acquires a brownish tint. It does not ferment and does not reduce bismuth like glucose, though it throws down a somewhat brownish mass. It is highly soluble in water, but only sparingly in ether.

Alkaptonuria (*al-kap-ton-u'-re-ah*) [*alkapton*; *οὖρον*, urine]. The presence of alkapton in the urine. It has been found in cases of pulmonary tuberculosis, and in other instances in which there are no local lesions or general disease. It is without clinical significance.

Alkarsin (*al-kar'-sin*) [*alcohol*; *arsenic*]. Cadet's Fuming Liquid; an extremely poisonous liquid containing cacodyl. It is of a brown color, and on exposure to the air ignites spontaneously.

Alkophyr (*al'-ko-fir*). Brücke's name for a variety of peptone soluble in alcohol.

Alkoxid (*al-koks'-id*) [*alcohol*; *oxid*]. A chemical compound formed by the union of an alcohol with a metallic base.

Alkylogens (*al-kił'-o-jenz*). See *Esters, Haloid*.

Alkyls (*al'-kilz*) [*alkali*]. The name applied to the univalent alcohol radicals, C_nH_{2n+1} ; methyl, ethyl, etc., are alkyls.

Alkyl-sulphids (*al'-kil-sul'-fids*). Thio-ethers. Sulphur analogues of the ethers. They are colorless liquids, mostly insoluble in water and possessing a disagreeable odor resembling that of garlic.

Allagostemonous (*al-ag-o-ste'-mon-us*) [*ἀλλοστής*, change; *στίχων*, a thread or stamen]. In botany, the alternate insertion of the stamens on the receptacle and corolla.

Allamanda (*al-am-an'-dah*) [*Allamand*, a Swiss scientist]. A genus of apocynaceous climbing shrubs of tropical America. *A. cathartica* is diaphoretic, emetic, cathartic, and refrigerant. Unof.

Allantiasis (*al-an-ti'-as-is*) [*ἀλλίας*, a sausage]. Sausage poisoning, due to putrefactive changes in imperfectly cured sausages, or in those made from bad materials.

Allantoic (*al-an-to'-ik*) [*ἀλλίας*, a sausage; *εἶδος*, resemblance]. Pertaining to the allantois. **A. Parasite**, a form of autotiss in which the weaker fetus forms anastomoses with the allantoic or placental circulation of the stronger, thus becoming directly dependent for its nutrition upon the circulation of the latter. It is characterized by a partial or complete disappearance of the heart of the parasite.

Allantoid (*al-an-toíd*) [*ἀλλίας*, sausage; *εἶδος*, resemblance]. 1. Resembling or like a sausage. 2. Relating to the allantois.

Allantoidian (*al-an-toi'd-e-an*) [*ἄλλῶς*, a sausage; *εἶδος*, resemblance]. Any animal which in its fetal condition possesses an allantoid.

Allantoin (*al-an'-to-in*) [*ἄλλῶς*, a sausage; *εἶδος*, resemblance]. $C_4H_6N_2O_3$. A crystalline substance occurring in traces in normal urine, and prepared from uric acid by oxidation processes. Also the characteristic constituent of the allantoid fluid, and likewise found in fetal urine and amniotic fluid. It crystallizes in small, shining, colorless, hexagonal prisms, soluble readily in hot water. It reduces Fehling's solution on prolonged boiling.

Allantois (*al-an'-to-is*) [*ἄλλῶς*, a sausage; *εἶδος*, resemblance]. One of the fetal appendages or membranes, derived from the mesoblastic and hypoblastic layers. Its function is to convey the blood-vessels to the chorion. The lower part finally becomes the bladder, the rest, the urachus.

Allantotoxin (*al-an-to-toks'-ik-on*) [*ἄλλῶς*, a sausage; *τοξικόν*, a poison]. A name applied to a poisonous substance, probably a ptomaine, that develops during the putrefactive fermentation of sausage, especially that made of blood and liver.

Allarton's Operation. See *Operations, Table of*.

Allasotonic (*al-as-o-ton'-ik*) [*ἄλλᾶσεν*, to vary; *τόνος*, tension]. In biology, a term applied to the transient movements produced by stimulation, in mature plant organs; opposite of *Auxotonic*.

Allen's Closet. See *Sewage, Disposal of*. **A. Tests**. See *Tests, Table of*.

Allenthesia (*al-en'-the-sis*) [*ἄλλος*, other; *ἐπιθεσις*, insertion]. The presence or the introduction of foreign bodies into the organism.

Allentheton (*al-en'-the-ton*) [*ἄλλος*, other; *ἐπιθεσις*, insertion]. A foreign body present in the organism.

Alleorgan, or **Allceorgan** (*al-e-or'-gan*) [*ἄλλος*, of another sort; *ὄργανον*, organ]. Same as *Alloplast*.

Alloesis, or **Allcæsis** (*al-e-o'-sis*) [*ἄλλοσις*, change]. 1. Change; alterative effect; recovery from illness. 2. Mental disorder.

Alleotic, or **Allcæotic** (*al-e-ot'-ik*) [*ἄλλοσις*, change]. Alterative.

Allepigamic (*al-e-pi-gam'-ik*) [*ἄλλος*, other; *ἐπι*, upon; *γάμος*, relating to marriage]. In biology, a term applied by Poulton to the colored foreign objects displayed by certain animals during courtship, as by the bowler birds.

Allesthesia (*al-es-thet'-se-ah*) [*ἄλλος*, other; *αἰσθησις*, feeling]. Same as *Allochiria*.

Allevation (*al-e-va'-shun*) [*ad*, to; *levare*, to lift up]. 1. The relief of pain. 2. The raising or lifting of a patient from the bed or from the reclining posture.

Alleviation (*al-e-ve-a'-shun*) [*alleviatus*; *ad*, to; *levare*, lift up]. The relief or palliation of pain.

Alleviative (*al-e'-ve-a-tiv*) [*allevare*, to lighten]. 1. Tending to mitigate or relieve pain. 2. A remedy for the relief of pain.

Alleviator (*al-e'-ve-a-tor*) [*allevare*, to lighten]. A device for raising or lifting a sick person from the bed.

Allex (*al'-eks*) [L.]. Same as *Hallux*.

Allheal (*awl'-hél'*) [A. S., *all*; *healan*, to heal]. The officinal valerian, *Valeriana officinalis*; also the plant *Stachys palustris*.

Alliaceous (*al-e-a'-shus*) [*allium*, garlic]. Resembling garlic or pertaining to the same.

Alligator-forceps (*al'-e-ga-tor'-jor'-seps*). A surgeons' toothed forceps, one of the jaws of which works with a double lever.

Alligator Pear (*al'-e-ga-tor par*). The seeds of *Persea gratissima*, or Avocado Pear. A Mexican remedy for intercostal neuralgia, and internally, an anthelmintic (?). Dose, internally, of the fld. ext. ℞xxx-ʒj.

Allingham's Operations. See *Operations, Table of*.

Allingham's Rectal Plug. An appliance for controlling hemorrhage from the rectum.

Allis's Inhaler. See *Anesthetic*.

Allis's Sign. See *Signs and Symptoms, Table of*.

Alliteration (*al-it-er-a'-shun*) [*ad*, to; *littera*, letter]. A form of dysphasia in which the patient arranges his words according to the sound.

Allium (*al'-e-um*) [L.]. Garlic. The bulb of *A. sativum*. Contains a pungent volatile oil (allyl sulphid), that is found also in the leek and the onion. The tubers are used both as a food and as a condiment, and are stimulants to digestion. **A. cepa**, the common onion, and **A. porrum**, the leek, have similar qualities. **A.**, **Syr.**, contains, fresh garlic 20, sugar 80, dil. acetic acid q. s. Dose ʒj-ʒiv.

Allochetia (*al-o-ke'te-ah*). Same as *Allochæzia*.

Allochæzia (*al-o-ke'te-ze-ah*) [*ἄλλος*, other; *χίτων*, to desire to go to stool]. 1. The passage of feces from the body through an abnormal opening. 2. The passing of non-fecal matter from the bowels.

Allochiria (*al-o-ke'te-ah*) [*ἄλλος*, other; *χεῖρ*, hand]. An infrequent tabetic symptom, in which, if one extremity be pricked, the patient locates the sensation in the corresponding member of the other side.

Allochroic (*al-to-kro'-ik*) [*ἄλλος*, another; *χρῶμα*, color]. Of changeable or diversified color.

Allochromasia (*al-o-kro-ma' ze-ah*) [*ἄλλος*, other; *χρῶμα*, color]. Color-blindness.

Allochromatic (*al-o-kro-mat'-ik*) [*ἄλλος*, other; *χρῶμα*, color]. Of a changeable color.

Allocinetic (*al-o-sin-et'-ik*). See *Allokinetic*.

Allocryptic (*al-o-krip't-ik*) [*ἄλλος*, other; *κρυπτός*, hidden]. In biology, a term applied by Poulton to mimetic coloration in animals produced by covering themselves with foreign objects.

Alloæsis (*al-e-o'-sis*). See *Alloæsis*.

Alloæotic (*al-e-ot'-ik*). See *Alloætic*.

Allogamy (*al-og'-am-e*) [*ἄλλος*, other; *γάμος*, marriage]. In biology, cross fertilization.

Alloisomerism (*al-o-i-som'-er-izm*) [*ἄλλος*, other; *ἰσομερής*, having equal parts]. The application of the same structural formula to many different compounds; a variety of isomerism.

Allokinetic (*al-o-kin-et'-ik*) [*ἄλλος*, other; *κίνησις*, motion]. Moved or set in motion by external impressions or forces; not autokinetic.

Alloalalia (*al-o-lal'-e-ah*) [*ἄλλος*, other; *λαλεῖν*, to speak]. Any perversion of the faculty of speech.

Alloalalic (*al-o-lal'-ik*) [*ἄλλος*, other; *λαλεῖν*, to speak]. Affected with alloalalia.

Allomerism (*al-on't-er-izm*) [*ἄλλος*, other; *μόρος*, shape]. In chemistry, the property of retaining a constant crystalline form while the chemical constituents present, or their proportions, vary.

Allomorphism (*al-o-mor'f'-izm*) [*ἄλλος*, other; *μορφή*, shape]. The property possessed by certain substances of assuming a different form while remaining unchanged in constitution.

Allopathy (*al-ot'-a-the*) [*ἄλλος*, other; *πάθος*, affection]. According to Hahnemann, the inventor of the term, that method of the treatment of disease consisting in the use of medicines the action of which upon the body in health produces morbid phenomena different from those of the disease treated. Opposed to homeopathy. It need hardly be said that modern scientific medicine is based upon no such theory, or definition, as that supplied by homeopathy. See *Regular*.

Allophasia (*al-off'-as-ia*) [*ἄλλος*, other; *οἴσις*, speech]. Incoherency of speech; delirium.

Allophemv (*al-off'-e-me*) [*ἄλλος*, other; *οἶμι*, to speak]. See *Heterophemy*.

Alloplast (*al'-o-plast*) [*ἄλλος*, other; *πλαστός*, form, mold]. In biology, a plastid composed of several tissues; the opposite of homoplast.

Allorhythmia (*al'-or-ith'-me-ah*) [*ἄλλος*, other; *ῥυθμός*, rhythm]. Variation in interval of the pulse. See *Pulse*, *Pulsus*, and *Cardiac Rhythm*.

Allosematic (*al'-o-se-mat'-ik*) [*ἄλλος*, other; *σημα*, a sign, mark, or significant character]. Applied to coloration which enables an animal to associate itself with some large or dangerous animal.

Allosteatodes (*al'-o-ste-at'-id-ēs*) [*ἄλλος*, other; *στεατ-ώδης*, fat-like]. Marked by perversion of vigor or morbidity of the sebaceous secretion.

Allotoxin (*al'-o-tox'-in*) [*ἄλλος*, other; *τοξικόν*, poison]. Any substance, produced by tissue metamorphosis within the organism, that tends to shield the body by destroying microbes or toxins that are inimical to it.

Allotriodontia (*al'-ot-re-o-don't-she-ah*) [*ἄλλότριπος*, strange; *ὄδον*, tooth]. 1. The transplanting of teeth from one person to another. 2. The existence of teeth in abnormal situations, as in tumors.

Allotriocresis (*al'-ot-re-o-ek'-ris-is*) [*ἄλλότριπος*, strange; *ἔκκρισις*, excretion]. The discharge or elimination of foreign matters with the excretions.

Allotriogeusia (*al'-ot-re-o-gu'-se-ah*). Same as *Allotriogustia*.

Allotriogeustia (*al'-ot-re-o-gus't-le-ah*) [*ἄλλότριπος*, strange; *γεύσις*, taste]. Perversion of the sense of taste; abnormality of the appetite.

Allotriolithiasis (*al'-ot-re-o-lith'-as-is*) [*ἄλλότριπος*, strange; *λίθος*, a stone]. The formation or existence of a calculus of unusual material, or composed entirely or in part of a foreign body.

Allotriophagy (*al'-ot-re-off'-a-jē*) [*ἄλλότριπος*, strange; *φαγέω*, to eat]. Deprived or unnatural appetite.

Allotriotaxis (*al'-ot-re-o-tek's-is*) [*ἄλλότριπος*, strange; *τίξις*, birth]. 1. Abnormality in delivery. 2. The birth or delivery of a monstrosity.

Allotriuria (*al'-ot-re-u'-re-ah*) [*ἄλλότριπος*, strange; *ουρῶν*, urine]. Abnormality of the urine.

Allotrope (*al'-o-trop*) [*ἄλλος*, different; *τροπή*, a change]. One of the forms in which an element capable of assuming different forms may appear.

Allotrophic (*al'-o-trof'-ik*) [*ἄλλος*, other; *τροφή*, nourishment]. Having perverted or modified characters as a nutrient.

Allotropism (*al'-ot-ro-pizm*) [*ἄλλος*, other; *τρόπος*, method]. 1. The term expresses the fact of certain elements existing in two or more conditions with differences of physical properties. Thus carbon illustrates allotropism by existing in the forms of charcoal, plumbago, and the diamond. See *Isomeric*. 2. Appearance in an unusual or abnormal form.

Allotropy (*al'-ot-ro-pri*). Allotropism.

Allotrylic (*al'-o-tril'-ik*) [*ἄλλότριπος*, foreign; *ἵδη*, principle]. Due to the presence of a foreign principle or material; enthetic. **A. Affections**, morbid states caused by the lodgment of foreign substances in the organism. The foreign substance may be animate or inanimate, organic or inorganic.

Alloxan (*al'-ok'-an*) [*allantoin*; *oxalic*], $C_4H_2N_2O_4$. The ureid of mesoxalic acid; it is produced by the careful oxidation of uric acid, or alloxantin with nitric acid or chlorine and bromine. It appears in long, shining, rhombic prisms, easily soluble in water, with a very acid reaction, and possessing a disagreeable taste. The solution placed on the skin slowly stains it a purple red. It occurs in the intestinal mucus in cases of diarrhea.

Alloxanic Acid (*al'-oks-an't-ik*). See *Acid*.

Alloxantin (*al'-oks-an't-in*) [*allantoin*; *oxalic*], $C_4H_2N_2O_4 \cdot 2H_2O$. A substance obtained by reducing

alloxan with $SnCl_2$, zinc and HCl, or H_2S in the cold. It occurs in small, hard, colorless prisms that turn red in air containing ammonia. Its solution has an acid reaction.

Alloy (*al'-oi'*) [from the French word *aloi*, a contraction of *a la loi*]. 1. A compound of two or more metals by fusion. See *Gold Plate* and *Gold Solder*. 2. The least valuable of two or more metals that are fused together.

Allozoöid (*al'-o-zo'-oid*) [*ἄλλος*, other; *ζωοειδής*, like an animal]. In zoölogy, a zoöid differing from the organism producing it.

Allspice (*awl'-spis*). See *Vimenta*, and *Florida Allspice*.

Allure (*al'-ur'*). Synonym of *Influenza*.

Allyl (*al'-il*) [*ἄλν*, matter], C_3H_5 . A non-saturated univalent alcohol-radical of the oils obtained from alliaceous plants. It does not exist in the free state.

A. Alcohol, C_3H_5HO , a colorless inflammable liquid, with pungent odor, boiling at $97^\circ C$. **A. Aldehyd**, C_3H_5O , a syn. of *Acrolein*. **A. Cyanid**. See *Sinamin*. **A. Mustard Oil**, $CS.N.C_3H_5$, Allyl thiocarbimid. The principal constituent of ordinary mustard oil. It is a liquid not readily dissolved by water; boils at 150.7° ; at 10° , it has a sp. gr. of 1.017; it has a pungent odor and vesicates the skin.

A. sulphid, $(C_3H_5)_2S$, the essential oil of garlic. **A. thiocarbimid**. See *A. Mustard Oil*. **A. tribromid**, $C_3H_5Br_3$, a colorless liquid used as an antispasmodic. Dose, five drops. Unof.

Allylamin (*al'-il'-am-in*) [*ἄλν*, matter; *ammonia*], $NH_2(C_3H_5)$. Ammonia in which a hydrogen atom is replaced by allyl. It is a sharply caustic mobile liquid.

Allylin (*al'-il'-in*) [*ἄλν*, matter], $C_6H_{12}O_3$. Monoallyl ether, produced by heating glycerol with oxalic acid. It is a thick liquid, boiling at $225-240^\circ$.

Almeciga (*al-mal'-thig-ah*) [Sp.]. See *Elemi*.

Almen and Nylander's Test. See *Tests, Table of*.

Almen's Tests. See *Tests, Table of*.

Almond (*am'-und*) [M. E., *almonde*]. See *Amygdala*. **A. Bread**, a variety of bread made from almond flour, for use by diabetics. It is made as follows:

Take of blanched sweet almonds a quarter of a pound. Beat them as fine as possible in a stone mortar, remove the sugar by putting in a linen bag and steeping for a quarter of an hour in boiling water acidulated with vinegar; mix this paste thoroughly with three ounces of butter and two eggs. Add the yolks of three eggs and a little salt, and stir well for some time. Whip up the whites of three eggs and stir in. Put the dough thus obtained into greased moulds and dry by a slow fire. **A. of the Ear**, the tonsil. **A. Mixture**. See *Amygdali Mistura*. **A. Oil**, oleum amygdale, the fixed oil obtained from both the sweet and the bitter almond. It is odorless, agreeable to the taste, and of a yellow color; sp. gr. 0.910 at $15^\circ C$. It is used in pharmacy and medicine and in soap-making. **A. Oil, Bitter**, Oleum amygdale amare. See *Amygdala*. **A. Paste**, a magna of bitter almonds, alcohol, white of egg and rose-water, used to soften the skin and prevent the hands and lips from chapping. **A. of the Throat**, the tonsil.

Alnuin (*al'-nu-in*) [Celtic, *al*, near; *lan*, a river-bank]. A precipitate from the tincture of *Alnus rubra*. Said to be alterative and resolvent. Dose gr. ii-x. Unof.

Alnus (*al'-nus*) [Celtic, *al*, near; *lan*, a river-bank]. Alder Bark. The bark of the American Alder. *A. serrulata*, contains tannic acid. The decoction of bark and leaves is astringent, and used as a gargle and as a lotion for wounds and ulcers. Dose of powdered bark gr. x.

Alochia (*ah-lol'-ke-ah*) [*ἄλν*, priv.; *λόχια*, the lochia]. Absence of the lochia.

Aloe (*al'-o*) [*ἄλoη*, the aloe]. The inspissated juice of several species of aloe, of which the *A. socotrina*, *A. barbadensis*, and *A. capensis* are most commonly used. Its properties are due to a glucosid, *aloin*, $C_{17}H_{15}O_7$. A tonic astringent, useful in amenorrhœa, chronic constipation, and atonic dyspepsia. It is also an emmenagogue and anthelmintic. Dose gr. j-v. **A. americana**. See *Agave*. **A. Decoct.**, *Comp.* (B.P.). Dose gr. ss-ij. **A. Enema** (B.P.), aloes, carbonate of potassium; mucilage of starch. **A. et Asafœtida**, *Pil.*, aloes and asafœtida aa gr. $1\frac{1}{3}$. **A. et Canellæ, Pulv.**, contains powdered bark of *Canella alba*. Dose gr. v-xx. **A. et Ferri, Pil.**, contains gr. j each of aloes, ferrous sulphate, and aromatic powder, incorporated with confection of roses. **A. et Mastich, Pil.**, "Lady Webster's" pill, contains each aloes gr. ij, mastich and red rose gr. ss. **A. et Myrrh, Pil.**, contains each aloes gr. ij, myrrh, gr. j, aromatic powder gr. ss, mixed with syrup. **A. et Myrrh, Tinct.**, aloes 10, myrrh 10, alcohol 100 parts. Dose \mathfrak{z} ss- \mathfrak{z} ij. **A. Ext. Aquosum**, prepared by mixing 1 with 10 parts boiling water, straining and evaporating. Dose gr. ss-v. **A. Pil.**, aloes and soap aa gr. ij. **A. Purificata**, the common drug purified by solution in alcohol and evaporation. Dose gr. j-v. **A. Socotrin, Pil.** (B. P.), contains socotrin, aloes, hard soap, oil of nutmeg and confection of roses. Dose gr. v-x. **A. Tinct.**, consists of aloes 10, glycyrrhiza 10, dil. alcohol 100 parts. Dose \mathfrak{z} ss- \mathfrak{z} ij. **A. Vin.**, has aloes 6, cardamom 1, ginger 1, str. white wine 100 parts. Dose \mathfrak{z} j- \mathfrak{z} iv.

Alloedary (*al'-o-ed-a-re*) [*ἄλοηδάριον*, alloedarium]. A compound aloetic purgative medicine.

Aloeretin (*al-o-e-re-tin*) [*ἄλoη*, aloes; *ῥητινη*, resin]. A brown resin contained in aloes.

Aloes (*al'-oz*). See *Aloe*. **A. Caballine** [*caballus*, a horse]. Coarse aloes, used in veterinary medicine. **A. Hepatic**, dark liver-colored aloes, mostly Socotrine or Barbadian. **A. Lign.** See *Agallochum*.

Aloes-wood (*al'-oz-wood*). See *Agallochum*, and *Aquilaria*.

Aloetic (*al-o-et'-ik*) [*ἄλoη*, the aloe]. Containing or pertaining to aloes.

Aloetin (*al-o-et'-tin*) [*ἄλoη*, the aloe; *ῥητινη*, resin]. 1. Aloeretin. 2. A yellow crystalline principle obtainable from aloes; aloeretic acid.

Alogia (*ah-lo'-je-ah*) [*ἄ* priv.; *λόγος*, word, reason]. 1. Inability to speak, due to some psychical defect. 2. Stupid or senseless behavior.

Alogotrophy (*al-o-gol'-ro-fe*) [*ἄλογος*, strange, absurd; *τροφή*, nutrition]. Irregular and perverted nutrition, leading to deformity.

Aloin (*al'-o-in*) [*ἄλoη*, the aloe]. A bitter principle found in aloes. It forms fine needles, possesses a very bitter taste, and acts as a strong purgative. Several glucosids of this name are described; as *Barbaloin*, *Nataloin*, *Zanaloïn*, *Socaloin*, *q. v.*

Alonette's Operation. See *Operations, Table of*.

Alonsenel (*al-on-sen-el'*) [Fr.]. A variety of the *Coccoloba mexicana*, a tall, rosaceous shrub of Mexico and the Rocky Mountain region. It is also called Cowan Plant and Cliff-rose. It is locally valued as a styptic and astringent. Unof.

Alopecia (*al-o-pe'-se-ah*) [*ἄλωπηξ*, a fox]. Baldness; Calvities; a term employed to designate the forms of baldness occurring in any disease as a symptom of the latter, or occurring as a purely local affection of the follicles in which the pilary filaments are lodged. It may be universal or partial, congenital or acquired, physiological or pathological, symmetrical or asymmetrical. It follows a large number of systemic

affections. **A. adnata.** See *A., Congenital*. **A. areata**; *Area celsi*; *Tinea decalvans*; *Porrigo decalvans*; *Alopecia circumscripta*; that condition in which suddenly or slowly one or several, usually asymmetrically distributed, patches of baldness appear upon the hairy regions of the body, more often upon the scalp and parts covered by the beard. The patches vary in size from a pin-head to an involvement of the entire surface from the coalescing of many patches. The disease may be produced by traumatism of the head, nervous shock, neurasthenia, ringworm of the scalp and syphilis. **A. circumscripta.** See *A. areata*. **A., Congenital**, a rare form, seldom complete, due to absence of hair-bulbs. **A. furfuracea**; *Alopecia pityroides capillitii*; *Pityriasis capitis*; *Schorrhea capillitii*; *Pityriasis simplex*; *Dandruff*; a form of baldness associated with a disorder of the scalp marked by hyperemia, itching, and exfoliation of dry or fatty scales from its surface. It may be acute or chronic, and produce a dryness, brittleness, and lack of luster in the hair. **A. localis**; *A. neuritica*; that form occurring in one or more patches at the site of an injury, or in the course of a recognizable nerve. **A. neuritica.** See *A. localis*. **A. neurotica**, a name given to baldness of tropho-neurotic origin. **A. orbicularis.** Same as *A. circumscripta*. **A. pityroides capillitii.** See *A. furfuracea*. **A. pityroides universalis**, a rapid and general denudation of hair occurring in debilitated states, preceded by abundant desquamation of fatty scales. The skin is rather firmer and stiffer than normal. **A. senilis**; *Senile Calvities*; that occurring in old age from atrophy and sclerosis of the scalp.

A. simplex, the idiopathic premature baldness of young adults. Most common in males. Often associated with premature grayness. **A. syphilitica**, that due to syphilis. **A. universalis**, that in which there is a general falling out of the hairs of the body.

Alopecist (*al-o-pe'-sist*) [*ἄλωπηξ*, a fox]. One who makes a specialty of the treatment of baldness.

Alopecoid (*al-o-pe'-koid*) [*ἄλωπηξ*, a fox; *ειδος*, form]. Resembling a fox; vulpine.

Alouchi (*al-oo'-chi*). See *Acuchi*.

Alouette's Amputation. See *Operations, Table of*.

Aloxanthin (*al-oks-an'-thin*). $C_{15}H_{10}O_6$. A yellow substance obtained from barbaloin and socaloin by the action of bichromate of potassium.

Alpestrine (*al-pe'st'-trin*) [*alpestris*, alpine]. Peculiar to mountain districts, as alpestrine diseases.

Alpha (*al'-fah*) [*ἄλoα*, the first letter of the alphabet]. The Greek letter *a*, used in combination with many chemical terms to indicate the first of a series. **A. Angle.** See *Angle*. **A.-dextrin.** Same as *Erythro-dextrin*. **A. Kava Resin.** See *Levainin*. **A.-naphthol.** See *Naphthol*. **A.-naphthol Test.** See *Tests, Table of*. **A.-oxynaphthoic Acid.** See *Acid, Alpha-oxynaphthoic*.

Alphenic (*al-fen'-ik*) [Fr., *Alphénic*]. White barley sugar.

Alphonsin (*al-fon'-sin*). See *Alfousin*.

Alphos (*al'-fos*) [*ἄλωφ*, vitiligo]. 1. An old name for leprosy. 2. *Psoriasis*. 3. A term vaguely applied to various skin diseases. See *Psoriasis*.

Alphosis (*al-fô'-sis*) [*ἄλωφ*, vitiligo]. Albinism; leucoderma.

Alpinia (*al-pin'-e-ah*) [*Alpinus*, Italian botanist of the sixteenth century]. A genus of zingiberaceous tropical plants. *A. officinarum*, *A. chinensis*, and other species furnish Galangal, *q. v.* Still other species are medicinal. Unof.

Alsace Gum (*al-sâ's gum*). See *Dextrin*.

Alstonidin (*al-ston'-id-in*) [*Alston*, a Scotch botanist]. An amorphous substance contained in a variety of Dita bark.

Alstonin (*al'-sto-nin*) [*Alston*, a Scotch botanist]. 1. An amorphous substance contained in a variety of Dita bark. 2. A crystalline alkaloid, $C_{21}H_{20}N_2O_4$, obtained from *Alstonia Constricta*.

Alter (*awl'-ter*) [L., "other"]. To castrate, or spay.

Alterant (*awl'-t-er-ant*). Same as *Alterative*.

Alteration (*awl'-ter-a'-shun*) [*alterare*, to make other]. A change, as of form. **A. Theory**. See *Difference Theory*.

Alterative (*awl'-ter-a-tiv*) [*alter*, another]. A medicine that alters the processes of nutrition and excretion, restoring, in some unknown way, and without sensible evacuation, the normal functions of an organ or of the system. It seems to be a necessary or convenient term covering our ignorance of the *modus operandi* of certain medicines, as mercury, iodine, etc. **A., Compound**, a domestic remedy consisting of bamboo, brier-root, stillingia, burdock-root, and poke-root, aa fld. ext. ζ ij, prickly-ash bark fld. ext. ζ j. Recommended by Sims in scrofulous affections. Dose ζ j-ij.

Alternate (*awl'-ter-nat*) [*alternare*, to do by turns]. In botany, applied to that form of leaf-arrangement in which only one leaf occurs at a node. **A. Generation**. See *Alternation of Generations*.

Alternating (*awl'-ter-nat-ing*) [*alternare*, to do by turns]. Occurring successively. **A. Insanity**, a form of insanity in which there are regular cycles of exaltation and depression.

Alternation (*awl'-ter-na'-shun*) [*alternare*, to do by turns]. Repeated transition from one state to another. **A. of Generations**. 1. In biology, a generative cycle in which the young do not resemble the parent, but like forms are separated by one or more unlike generations. 2. That form of reproduction in which some of the members of the cycle can produce new beings non-sexually, while in the final stage reproduction is always sexual. Tenia or tapeworm, is an example. The segments, *Proglottides*, are hermaphrodite, and are evacuated with the feces. From the egg, fertilized after it is shed, is developed the embryo, that is swallowed by another animal, in whose tissues it forms an encysted stage (*Cysticercus*, *Cœnurus*, or *Echinococcus*). To undergo further development the cysticercus must find another host, where it forms new segments.

Althaus's Oil. A modification of Lang's Oil. It is made as follows: Metallic mercury I part, pure lanolin 4 parts, 2 per cent. carbolic oil 5 parts. It forms a homogeneous gray cream that has no tendency to decomposition. It is used in the treatment of syphilis in injections of m ν at a dose.

Althea or **Althæa** (*al-thé'-ah*) [L.]. Marsh-mallow. The peeled root of *A. officinalis*, a plant of the mallow family. It consists of about one-third of vegetable mucus and starch, together with the alkaloids *Aparagin* and *Althin* (latterly regarded as identical). Its decoction is employed as a mucilaginous drink. **A. syrupi** contains four per cent. althea. Dose indefinite. *Aparagin* possesses sedative and diuretic properties, and is useful in ascites and gout. Dose gr. ij-iii.

Althein (*al-thé'-in*). See *Althea*.

Alticomous (*al-tik'-o-mus*) [*altus*, high; *coma*, head of hair, foliage]. In biology, leafy at or near the summit only.

Altitude (*al'-te-tu-ti*) [*altitudo*, height]. The height, as of an individual. In climatology, the elevation of a place above the sea-level. **A. staff**, a device em-

ployed for measuring the exact height of recruits. It consists of a rigid upright with a vertex-bar moving without play at right angles to the upright.

Altricious (*al-trish'-us*) [*altrix*, a nurse]. Requiring a long nursing; hence, slow of development (the reverse of precocious).

Aluchi (*al-ol'-chi*). See *Acuchi*.

Aludel (*al'-u-del*) [Arab., *al*, the; *uthal*, utensil]. In chemistry, a pear-shaped glass or earthen vessel used in sublimation.

Alum (*al'-um*) [*alumen*, alum]. Any one of a class of double sulphates formed by the union of one of the sulphates of certain non-alkaline metals with a sulphate of some alkaline metal. The standard (or common commercial) alum, the official *Alumen*, U. S. P., is the aluminium-potassium sulphate, $Al_2(SO_4)_3 + K_2SO_4 + 24H_2O$. It is a powerful astringent and styptic in medicine, and is extensively used in the arts. It is employed by bakers to whiten their bread, but the effect upon the system is probably injurious. Ordinary **A. Ammoniacæ** is the same as the above, except that the potassium is replaced by ammonium. It is official in Great Britain, and is extensively used on account of its cheapness. What is known as *concentrated* or *patent* alum, is the normal aluminium sulphate (*aluminii sulphas*) which is not a true alum. **A. Ammonio-ferric** (*Ferri et Ammonii sulphas*), U. S. P., is strongly styptic, and is useful in leucorrhœa. Dose gr. v-x. **A. Potassio-ferric** is extremely similar to the *A. ammonio-ferric*. (For **A. Rubidium**, see *Rubidium*). **A. Sodæ**, double sulphate of sodium and aluminium, is too soluble for ordinary uses. The other alums are very numerous, but they are of little interest to the physician. **A. Whey**, a preparation obtained by boiling ζ ij of alum in a pint of milk, and straining. It is used as an astringent and internal hemostatic, in wineglassful doses.

Alumen (*al-u'-men*) [L., *gen.*, *Aluminis*]. See *Alum*. **A. exsiccatum**, burnt or dehydrated alum.

Alumina (*al-u'-min-ah*) [L.]. Sesquioxide of aluminium; the principal ingredient of clay, and of many stones, earths and minerals.

Aluminate (*al-u'-min-ât*) [*alumina*]. A basic salt of alumina.

Aluminated Copper. See *Lapis divinus*.

Aluminiferous (*al-u-min-if'-er-us*) [*alumen*, alum; *ferris*, to form]. Yielding alum.

Aluminium (*al-u-min'-e-um*) [L.]. Al = 27. Quantivalence II, IV. A silver white metal distinguished by its low sp. gr., about 2.6. **A. hydrate**, $Al_2(OH)_6$, a tasteless white powder, feebly astringent. Dose gr. iij-xx. **A. and Potassium sulphate**, $K_2Al_2(SO_4)_4$ (*Alum. q. r.*), a valuable astringent used in catarrh, leucorrhœa, gonorrhœa. Dose gr. x-xx. In teaspoonful doses, an emetic. **A. sulphate**, $Al_2(SO_4)_3$, an antiseptic and astringent used as a lotion in 5 per cent. solution. **A. acetate**, unof.; a disinfectant. **A. acetotartrate**, unof.; a disinfectant.

Aluminosis (*al-u-min-ô'-sis*) [*aluminium*]. A pulmonary disease common among workers in aluminium; the dust collects within the lung tissue.

Alumol (*al-um'-ol*) [*aluminium*]. An astringent and antiseptic "sulphur combination of aluminium." Useful in gonorrhœa, endometritis, ear, nose and skin diseases, etc. Used in the main externally. Unof.

Alum Root. The root of *Iluchera americana*. Properties due to gallic and tannic acids. It is very astringent. Dose of the fld. ext. gr. x-xx. Also the root of *Geranium maculatum*, a mild and safe astringent. See *Geranium*. Unof.

Alusia (*al-u'-ze-ah*) [*âl'vra*, to wander]. Hallucination; morbid state of mind.

Alutaceous (*al-u-ta'-sho-us*) [*aluta*, soft leather]. In botany, of a pale brown color, like untanned leather.

Alvearium (*al-ve-a'-re-um*) [L.]. The external auditory canal or meatus.

Alveloz (*al-vel-oth'*) [Sp.]. An extractive from *Euphorbia icterodoxa*, having diuretic properties. It is highly recommended as a topical application in cancer. Unof.

Alveolar (*al-ve'-o-lar*) [*alveolus*, a small hollow]. Pertaining to the alveoli or sockets of the teeth. **A. Abscess**, a gum-boil. **A. Arch**, the alveolar surface of the jaw. **A. Artery**, a branch of the internal maxillary. **A. Border**, the face margin of the jaws. **A. Cancer**. See *Cancer*. **A. Index**, in craniometry, the gnathic index; the ratio of the distance between the basion and alveolar point, to the distance between the basion and the nasal point, multiplied by 100. (Sometimes the basilar index is called the alveolar index.) See *Index* and *Craniometrical Points*. **A. Point**. See *Craniometrical Points*. **A. Process**, the border of the superior maxilla in which the alveoli are placed. **A. Sarcoma**. See *Sarcoma*.

Alveolarium (*al-ve-o-la'-re-um*) [*alveus*, a bee-hive]. A name sometimes applied to the external meatus of the ear. It is so called because the wax of the ear gathers in that place.

Alveolate (*al-ve'-o-lat*, or *al'-ve-o-lat'*) [*alveolatus*, hollowed out like a little tray]. In biology, pitted, honey-combed.

Alveoli (*al-ve'-o-li*). Genitive and plural of *Alveolus*.

Alveolitis (*al-ve-o-li'-tis*) [*alveolus*, a hollow; *itis*, inflammation]. Inflammation of the alveolus of a tooth.

Alveolo-condylean (*al-ve'-o-to-kon-dil'-e-an*) [*alveolus*, a hollow; *κόνδυλος*, a knuckle]. In craniometry, pertaining to the alveolus and condyle. **A. Plane**. See *Plane*.

Alveo'o-dental (*al-ve'-o-to-den'-tal*) [*alveolus*, a hollow; *dens, dentis*, a tooth]. Pertaining to the teeth and their sockets.

Alveolo-labialis (*al-ve'-o-to-lab-e-a'-lis*) [*alveolus*, a hollow; *labium*, the lip]. The buccinator muscle.

Alveolo-subnasal (*al-ve'-o-to-sub-nal'-sal*) [*alveolus*, a hollow; *sub*, under; *nasus*, nose]. In biology, pertaining to the alveolar and subnasal points of the skull. **A. Prognathism**. See *Prognathism*.

Alveolus (*al-ve'-o-lus*) [L.; *pl.* *Alveoli*]. The bony socket of a tooth. **A. of Glands**, the ultimate sacs of a racemose gland. **A. of the Lungs**, are the air cells. **A. of the Stomach**, or the *alveolar structures*, are depressions, like honeycomb cells, found in the stomach, intestines and esophagus.

Alvergnat's Pump. An instrument used in estimating the gaseous constituents of the blood.

Alveus (*al'-ve-us*) [*alveus*, a trough]. A trough, tube, or canal; applied to ducts and vessels of the body. **A. communis**, the utricle of the ear. **A. hippocampi**, a certain structure in the cerebral hemisphere investing the convexity of the hippocampus major.

Alviduca (*al-ve-du'-ka*) [*alvus*, the belly; *ducere* to lead]. Laxative or cathartic medicines.

Alvifluxus (*al-ve-fluks'-us*) [*alvus*, the belly; *fluxus*, a flow]. A free alvine discharge; a diarrhoea. **A. Torminosus**. A synonym of *Dysentery*.

Alvine (*al'-vin* or *-vun*) [*alvinus*; *alvus*, belly]. Pertaining to the belly. **A. Concretion**, an intestinal calculus. **A. Dejections**, the feces. **A. Discharges**, the feces. **A. Obstruction**. Synonym of *Constipation*.

Alvus (*al'-vus*) [L.]. The belly, or its contained viscera.

Alymphia (*ah-limf'-e-ah*) [*â priv.*; *lymphâ*, clear water]. A deficiency of lymph.

Alysm, or **Alysmus** (*al'-izm*, or *al-iz'-mus*) [*ἀλυσμός*, a wandering]. Disquietude; restlessness; mental disquiet; sadness; anxiety.

Amadelphous (*am-ad-el'-jus*) [*ἀμα*, together; *ἀδελφός*, brother]. In zoology, gregarious.

Amadou (*am'-a-doo*) [Fr., *amadouer*, to coax]. German tinder or touchwood; *Bolbitis igniaria*, a fungus found on old tree-trunks, used to stanch local hemorrhage, as a dressing of wounds, etc.

Amalgam (*am-al'-gam*) [*μάζαμα*, a soft mass]. A combination of mercury with any other metal. See *Copper Amalgam*. **A. Carrier and Plugger**, an instrument designed for carrying and introducing amalgam into the cavity of a tooth. **A. Manipulator**, an instrument used by dentists for preparing amalgam fillings.

Amalgamation (*am-al-gam-a'-shun*) [*μάζαμα*, a soft mass]. In metallurgy, the process of combining mercury with some other metal, as practiced in separating silver and gold from some other ores.

Amallic Acid (*am-al'-ik*). See *Acid*.

Amandin (*am-an'-din*) [Fr., *amande*, almond]. A proteid contained in sweet almonds.

Amandine (*am-an'-din*) [Fr., *amande*, almond]. A kind of cold cream or almond paste.

Amanitin (*am-an'-it-in*) [*ἀμάνιται*, a kind of fungus]. 1. A principle identical with cholin, obtained from the fly agaric. 2. A poi-sonous glucosid obtainable from various species of agaric.

Amara (*am'-a-ra*) [*amarus*, bitter]. Bitters.

Amaranthus spinosa (*am-ar-an'-thus spi-no'-sah*) [L.]. The fresh root of the shrub is used in India as a specific in gonorrhoea. An emollient and diuretic. Dose indefinite. Unof.

Amarin (*am-a'-rin*) [*amarus*, bitter], C₂₁H₁₂N₂. Triphenyl dihydroglyoxalin, results from boiling hydrobenzamid with caustic potash. It crystallizes from alcohol and ether in prisms, melting at 113°. It exerts a poisonous effect on animals.

Amarone (*am-ar-on'*) [*amarus*, bitter], C₁₆H₁₁N. A crystalline substance produced by the dry distillation of hydrobenzamid and other substances.

Amarthrit (*am-ar-thrit'-tis*) [*ἀμα*, together; *ἄρθρον*, a joint; *itis*, inflammation]. Arthritis affecting many, or several joints at once.

Amasesis (*ah-mas-e'-sis*) [*â priv.*; *μῆσις*, chewing]. Inability to chew the food.

Amassette (*am-as-et'*) [Fr.]. A kind of spatula, often of horn, used in color-grinding and in pharmacy.

Amasthenic (*am-as-then'-ik*) [*ἀμα*, together; *ἀσθένει*, strength]. Uniting the chemical ray of light in a focus, as a lens.

Amastia (*ah-mas'-te-ah*) [*â priv.*; *μαστία*, breast]. The condition of being without mammae or nipples.

Amativeness (*am'-at-iv-nes*) [*amare*, to love]. The sexual passion.

Amatory (*am'-at-o-ri*) [*amator*, a lover]. Pertaining to love. **A. Fever**, love-sickness; chlorosis. **A. Muscles**, the oblique muscles of the eye, used in ogling.

Amaucosis (*am-aw-ro'-sis*) [*ἀμαυρόειν*, to darken]. A term that, from its vagueness, is happily becoming disused, signifying partial or total loss of vision. When partial, the word *amblyopia* is now used; when complete, *blindness*. The word is still sometimes used to express blindness when the cause is unknown or doubtful. **A. Albuminuric**, that due to renal disease. **A. Cerebral**, that due to atrophy of the optic nerve. **A. Congenital**, that form existing from birth. **A. Diabetic**, that associated with diabetes. **A. Hysterical**, that associated with hysteria, usually in the female. **A. Reflex**, that resulting from

- a reflex action upon the optic nerve following some remote source of irritation. **A. Saburral**, sudden temporary blindness occurring in an attack of acute gastritis. **A. Uremic**, that due to an acute attack, or an exacerbation of a chronic form of nephritis.
- Amaurotic** (*am-aw-ro't-ik*) [*ἀμαυρωτός*, to darken]. Relating to, or affected with amaurosis. **A. Cats-eye**, a light-reflex through the pupil in suppurative choroiditis.
- Amaxophobia** (*am-aks-o-fō'-be-ah*) [*ἀμαξία*, a car; *φοβία*, fear]. Morbid dread of being in, or riding upon, a car or wagon.
- Amazia** (*ah-mā'-ze-ah*) [*ἄ μὴ* priv.; *μαζία*, the breast]. Congenital absence of the mammary gland. See *Amastia*.
- Amber** (*am'-ber*). See *Succinum*.
- Ambergris** (*am'-ber-gris*) [*amber*; Fr. *gris*, gray]. A substance excreted by the sperm whale, *Physeter macrocephalus*. It is not known whether it is a pathological product or not. It exhales a fragrant, musky odor when warmed, and is used in adynamic fevers, chronic catarrh, and nervous diseases. Dose, gr. j-ij. Unof. See *Ambrein*.
- Ambidexter** (*am-be-deks'ter*) [*ambo*, both; *dexter*, the right hand]. An ambidextrous person.
- Ambidextrous** (*am-be-deks'trus*) [*ambo*, both; *dexter*, the right hand]. Able to use both hands equally well.
- Ambigenous** (*am-bij'-en-us*) [*ambi*, both; *genus*, born]. In biology, having a perianth with parts resembling sepals and petals.
- Ambiparous** (*am-bij'-ar-us*) [*ambi*, on both sides; *parere*, to produce]. In biology, producing both kinds; as a bud that produces both leaves and flower.
- Ambloma** (*am-ble'-mah*) [*ἀμβλωμα*, an abortion; *pl.*, *Amblomata*]. An amblosis or abortion; an aborted fetus.
- Amblosis** (*am-ble'-sis*) [*ἀμβλωσις*, an abortion]. An abortion.
- Amblotridium** (*am-ble-thrid'-e-um*) [*ἀμβλωτρίδιον*, an aborted fetus; *pl.*, *Amblotridia*]. 1. An aborted fetus. 2. An abortifacient drug or agent.
- Amblotic** (*am-ble't-ik*) [*ἀμβλωτικός*. See *Amblosis*]. Abortifacient.
- Amblyaphia** (*am-ble-a'-fe-ah*) [*ἀμβλῆς*, dull; *ἀφή*, touch]. Dullness of the sense of touch.
- Amblyocarpous** (*am-ble-o-kar'-pus*) [*ἀμβλῆς*, blunt, dulled; *καρπός*, fruit]. In botany, possessing abortive seeds.
- Amblyopia** (*am-ble-o'-pe-ah*) [*ἀμβλῆς*, dulled; *ὄψις*, eye]. Subnormal acuteness of vision, due neither to dioptric abnormalism nor to visible organic lesion. It may be *congenital*; from the use of *tobacco* (*A. nicotinic*), or *alcohol*, or other *toxic* influences; from *traumatism*; or it may be *hysterical*. *Nyctalopia* or day-blindness, and *hemeralopia* or night-blindness, are other forms; it may arise from *entoptic phenomena*, such as *musca volitant*; *micropsia*, *megalopsia*, *metamorphopsia*, etc. It may take the form of *contracted fields of vision*, of *color-blindness*, or *anesthesia of the retina*. **A. ex-anopsia**, amblyopia from disuse, or from non-use; argamblyopia is a preferable term. **A. post-marital**, A. due to sexual excess, called *Burns's Amaurosis*.
- Amblyopiatrics** (*am-ble-o-pe-ā't-riks*) [*amblyopia*; *ιατρική*, belonging to medicine]. The therapeutics of amblyopia.
- Ambolic** (*am-boll'-ik*) [*ἀμβολή*, a putting off]. Causing abortion; abortifacient.
- Ambon** (*am'-hon*) [*ἀμβων*, the lip of a cup]. The fibro-cartilaginous ring that surrounds a socket in which the head of a large bone is received, such as the acetabulum, or the glenoid cavity.
- Ambos** (*am'-hos*) [Ger.]. The incus, or anvil bone.
- Ambosexual** (*am-bo-seks'-us*) [*ambo*, both; *sevus*, sex]. Hermaphroditic.
- Amboyna Button** (*am-boi'-nah but'-un*). See *Frambesia*.
- Amбра Grisea** (*am'-brah gris'-e-ah*). Synonym of *Ambergris*.
- Ambrein** (*am'-bre-in*) [Fr., *Ambre*]. A substance much resembling cholesterol; it is obtained from ambergris by digestion in hot alcohol.
- Ambrette** (*am-bret'*) [Fr.]. The seed of *Abelmoschus moschatus*, *q. v.*; musk-seed. Used in perfumery, and formerly prescribed as a substitute for musk. Unof.
- Ambrosia** (*am-brō'-ze-ah*) [*ἀμβροσία*, the food of the gods]. A genus of coarse composite-flowered herbs. *A. artemisiifolia*, common hog-weed of North America; is stimulant, tonic, antiperiodic, and astringent. *A. trifida*, of the United States, has similar properties. The pollen of these plants is by some regarded as a cause of hay-fever. Unof.
- Ambulacral** (*am-bu-lā'-kral*) [*ambulacrum*, a walk, alley]. In biology, related to an ambulacrum.
- Ambulacrum** (*am-bu-lā'-krum*) [*ambulacrum*, a walk, alley; *pl.*, *Ambulacra*]. In biology, one of the radiating series of perforations in the shell of an echinoderm.
- Ambulance** (*am'-bu-lans*) [*ambulare*, to walk about]. In Europe the term is applied to the surgical staff and arrangements of an army in service. In the United States the word is restricted to a vehicle for the transference of the sick or wounded from one place to another.
- Ambulatory** (*am'-bu-lat-o-ry*) [*ambulare*, to walk about]. Relating to walking. **A. Blister**, a blister that changes its location. **A. Clinic**, a clinic for patients that can walk. **A. Erysipelas**, erysipelas that shifts from place to place. **A. Tumor**, a pseudo-tumor. **A. Typhoid**, walking typhoid; enteric fever in which the patient does not, or will not take to his bed.
- Ambulo** (*am'-bu-lō*) [*ambulare*, to walk about]. A pseudo-tumor of the abdomen; a painful and shifting abdominal distention due to flatulence.
- Ambury** (*am'-ber-ē*). See *Anbury*.
- Ambustion** (*am-bus'-chun*) [*ambustio*, a burn]. A burn or scald.
- Ameba** or **Amæba** (*am-e'-bah*) [*ἀμοιβή*, a change]. A colorless, single-celled, jelly-like protoplasmic organism found in sea and fresh waters, constantly undergoing changes of form, and nourishing itself by surrounding objects. The white corpuscles of the blood perform *ameboid movements*, *i. e.*, changes of form, consisting of protrusions and withdrawals of substance. *A. buccalis* and *A. dentalis* (perhaps identical species) have been found upon human teeth. *A. coli*, ameba of dysentery. *A. uro-genitalis*, has been observed in urine and in vaginal secretions.
- Ameban** (*am-e'-ban*) [*ἀμοιβή*, a change]. 1. Of the nature of or pertaining to an ameba. 2. Any organism that may be classed as an ameba.
- Amebic** (*am-e'-bik*) [*ἀμοιβή*, a change]. Pertaining to or characterized by amebæ.
- Amebicidal** (*am-e-bis-i'-dal*). See *Amebicide*.
- Amebicide** (*am-e'-bis-id*) [*ἀμοιβή*, a change; *cædere*, to kill]. 1. Destructive of amebæ. 2. A remedy that destroys amebæ.
- Amebodont** (*am-e'-bo-dont*) [*ἀμοιβή*, change; *ὄδοντ*, a tooth]. In biology, pertaining to molar teeth in which the ridges or crests are alternate; the opposite of antiodont.
- Ameboid** (*am-e'-boid*) [*ἀμοιβή*, a change]. Resembling an ameba in form or in changes; used of white blood-cells, etc.

- Amel** (*am'-el*) [Anglo-French, *amal*, enamel]. An old name for *Enamel*.
- Amelectic** (*am-el-ek'-tik*). Affected with ameleia; apathetic.
- Ameleia** (*am-el-i'-ah*) [*ἀμύλεια*, indifference]. Morbid apathy; indifference.
- Amelia** (*ah-mel'-le-ah*) [*ἄ priv.*; *μῆλος*, a limb]. Absence of the limbs from arrested development, or atrophy.
- Amelification** (*am-el-if-ik-a'-shun*) [M. E., *amell*: *facere*, to make]. The formation of the enamel of the teeth by means of the enamel cells—ameloblasts.
- Amelioration** (*am-el-yo-ra'-shun*) [*ad*, to; *melior*, better]. Improvement or amendment, as in symptoms.
- Ameliorative** (*am-ell'-yo-ra-tiv'*) [*ad*, to; *melior*, better]. Tending to produce an amendment of symptoms.
- Ameloblast** (*am-ell'-o-blast*) [Anglo-French, *amal*, enamel; *βλαστός*, a germ]. In biology, an enamel-cell, one of the cylinder cells covering the papilla of the enamel organ, and forming a beautifully regular epithelial layer that produces the enamel, the *Membrana adamantina* of Raschkow.
- Amelus** (*am'-el-us*) [*ἄ priv.*; *μῆλος*, a limb]. A monstrosity without limbs.
- Amendment** (*am-ent'-ment*) [M. E., amendment]. Improvement or recovery of health, more or less complete.
- Amenia** (*ah-mel'-ne-ah*). See *Amenorrhœa*.
- Amenomania** (*am-en-o-ma'-ne-ah*) [*amānus*, agreeable; *μανία*, madness]. A mild form of mania in which the symptoms are manifested under the form of gayety, fondness of dress, exaggeration of social condition, etc.; a cheerful, or joyous delirium; a morbid elevation of the spirits.
- Amenorrhœa** (*ah-men-o-re'-ah*) [*ἄ priv.*; *μῆν*, month; *ῥέω*, to flow]. Absence, irregularity, or suppression of menstruation when it should normally be present. The secretion may be *retained*, the result of congenital or acquired atresia of some part of the lower genital tract; or it may not take place in consequence of an imperfect development of the ovaries or uterus; or it may be *suppressed* because of some form of constitutional disease, especially anemia. **Primitive**, is a term applied to those cases in which the catamenia have not appeared at the proper time, and **Secondary**, to those in which the discharge has been arrested after it has existed during the reproductive period of life.
- Amenorrheal** (*ah-men-o-re'-al*) [*ἄ priv.*; *μῆν*, month; *ῥέω*, to flow]. Pertaining to amenorrhœa.
- Ament** (*a'-ment*) [*ab*, from; *mens*, *mentis*, the mind]. A person affected with amentia; an idiot.
- Ament** or **Amentum** (*am'-ent*, *am-ent'-um*) [*amentum*, a strap or thong]. In biology, a scaly spike or catkin.
- Amentaceous** (*am-en-ta'-she-us*) [*amentum*, a strap or thong]. In biology, related in some way to an ament.
- Amentia** (*ah-men'-she-ah*) [*ἄ priv.*; *mens*, mind]. Defective intellect; a vague term synonymous with idiocy or imbecility.
- Amentum** (*am-ent'-um*). See *Ament*.
- Amenty** (*ah-men'-te*) [*ἄ priv.*; *mens*, mind]. Amentia.
- American** (*am-er'-ik-an*) [*America*]. Peculiar, or belonging, to America. **A. Aloe**. See *Agave americana*. **A. Catarrh**, a synonym for chronic post-nasal catarrh. **A. Ceniaury**, the herb *Sabbatia angularis*, employed as a substitute for gentian. **A. Columbo**, the root of *Frasera carolinensis*. Tonic, aperient; in large doses, purgative. Dose of the fld. ext. ℥xx-℥j. *Fraserin*, a concentrated extract. Dose gr. j-ij. Unof. **A. Hellebore**. See *Veratrum viride*. **A. Ipecac**. See *Gillenia*. **A. Ivy**, the twigs and bark of *Ampelopsis quinquefolia*. Alterative,
- tonic, astringent, and expectorant. Dose of the fld. ext. ℥xxx-℥j. *Ampelopsin*, the concentrated ext. Dose gr. ij-iv. Unof. **A. Saffron**. See *Carthamus*. **A. Senna**. See *Senna*. **A. Spikenard**, the rhizome of *Aralia racemosa*. Aromatic, diuretic and alterative. Used in rheumatism, dropsy, and scrofulous affections. Dose of the decoction indefinite. Unof. **A. Swiss Food**, a variety of infant milk food with the following composition: Water 5.68, fat 6.81, grape-sugar and milk-sugar 5.78, cane-sugar 36.43, starch 30.85, soluble carbohydrates 45.35, albuminoids 10.54, ash 1.21. **A. Valerian**. See *Cypripedium*. **A. Wormseed**. See *Chenopodium*.
- Amertume** (*am-ar-tum'*) [Fr.]. A disease of wine, characterized by bitterness, and caused by a specific bacillus.
- Ametabolic** (*ah-met-ab-ol'-ik*) [*ἄ priv.*; *μεταβολός*, changeable]. Not due to, or causing, or undergoing, metabolism.
- Ametria** (*ah-mel'-re-ah*) [*ἄ priv.*; *μήτρα*, womb]. Absence of the uterus.
- Ametrometer** (*ah-met-rom'-et-er*) [*ἄ priv.*; *μέτρον*, a measure; *ὄψις*, sight]. An instrument for measuring ametropia.
- Ametropia** (*ah-met-ro'-pe-ah*) [*ἄ priv.*; *μέτρον*, a measure; *ὄψις*, sight]. Ametropia exists when an imperfect image is formed upon the retina, due to defective refractive power of the media, or to abnormalities of form of the eye. In *myopia* the antero-posterior diameter is too great, or the power of the refractive media is too great; *hypermetropia* (or *hyperopia*) is the exact reverse of the last; *astigmatism* is due to imperfect curvature of the cornea, or of the retina, or to inequality of refracting power in different parts of the lens; *presbyopia* is due to inelasticity of the lens, producing insufficient accommodation; *aphakia*, or absence of the lens, produces both insufficient refracting power and loss of accommodation.
- Ametropic** (*ah-met-rop'-ik*) [*ἄ priv.*; *μέτρον*, a measure; *ὄψις*, sight]. Affected with or pertaining to ametropia.
- Amianthium** (*am-e-an'-the-um*) [*ἀψιανθος*, unspotted; *ἄνθος*, flower]. A genus of liliaceous or melanthaceous plants. *A. musae toxicum* ("fly poison"), a handsome flowering plant of the United States; has properties not unlike those of veratrum. Unof.
- Amiantus** (*am-e-an'-tus*), or **Amianthus** (*am-e-an'-thus*). See *Asbestos*.
- Amic** (*am'-ik*) [*ammonia*]. Pertaining to an amin, or having the nature of an amin.
- Amici Prism** (*am-e'-chē prizm*). See *Prism*.
- Amicrobic** (*ah-mi-kro'-bik*) [*ἄ priv.*; *microbion*, microbe]. Not due to, or associated with, microbes.
- Amid** (*am'-id*) [*ammonia*]. A chemical compound produced by the substitution of an acid radical for one or more of the hydrogen atoms of ammonia. The amids are primary, secondary, or tertiary, according as one, two, or three hydrogen atoms have been so replaced. They are white crystalline solids, often capable of combining with both acids and bases. **A. Bases**. See *Amins*. **Primary**.
- Amidin** (*am'-id-in*) [Fr., *amidon*, starch]. Starch altered by heat into a horny, transparent mass; soluble starch; that part of starch which is soluble in water.
- Amidins** (*am'-id-inz*) [*ammonia*]. Mono-acid bases produced from the nitrites by heating with ammonium chlorid. In the free condition they are quite unstable. They contain the group C.NH.NH₂.
- Amido-acetic acid** (*am'-id-o-as-e'-tik as'-id*). See *Glycocoll* and *Glycin*.
- Amido-acid** (*am'-id-o-as'-id*) [*ammonia*: *acctum*, vinegar]. An acid containing the amido-group, NH₂.

Amidogen (*am'id-o-jen*) [*amid*; *γενῶν*, to produce].

The hypothetical radical, NH_2 , regarded as an essential part of all amids. See *Amid*.

Amido-glycerol (*am'id-o-glī's'er-ol*). See *Serin*.

Amido-kephalin (*am'id-o-kef'ā-lin*) [*amid*; *κεφαλή*, the head]. One of the modifications of kephalin found in the brain tissue. The name is sometimes extended to other similar principles, the amidokephalins.

Amido-lipotide (*am'id-o-līp'o-tid*). Any one of a very peculiar group of nitrogenous fats said to exist in the brain.

Amidomyelin (*am'id-o-mil'el-in*) [*amid*; *μυελος*, marrow], $(\text{C}_{11}\text{H}_{20}\text{N}_2\text{P})_{10}$. A bipolar alkaloid or basic principle, derivable from brain tissue. It gives name to a group of similar bodies, the amidomyelins.

Amidoplast (*am'id-o-plast*) [*ἀμιϋον*, starch; *πλασσειν*, to form]. In biology, a name proposed by Errera for leukoplastids. Protein granules whose functions it is to form starch grains.

Amido-succinic Acid (*am'id-o-suk-sin-am'id-ik as'id*). Same as *Asparagin*.

Amidoxim, or **Amidoxime** (*am'id-oks'im*). See *Oxamidin*.

Amidulin (*am'id-u-lin*) [*Fr.*, *amidon*, starch]. Soluble starch; prepared by the action of H_2SO_4 on starch, thus removing the starch-cellulose.

Amimia (*ah-mim'e-ah*) [*ἄμῖα*, a mimic]. An aphasic symptom consisting in loss of the power of imitation or of pantomime speech. **A. Musical**, pathological loss of the power of playing musical instruments.

Amin (*am'in*) [*ammonia*]. The *Amins* are chemical compounds produced by the substitution of a basic atom or radical for one or more of the hydrogen atoms of ammonia; or basic derivatives of carbon, containing nitrogen and viewed as ammonia derivatives. In deportment they bear some similarity to ammonia. The lower members are gases with ammoniacal odor and are readily soluble in water; they differ from ammonia in their combustibility. The highest members are liquids soluble in water, only the highest are sparingly soluble. They are called *Monamins*, *Diamins*, *Triamins*, etc., according to the number of amidogen molecules, NH_2 , substituted for H. **A. Colors**. Same as *Anilin Colors*, q. v. **A. Primary**, an amin in which one hydrogen atom is replaced by a monovalent alkyl. **A. Secondary**, an amin in which two hydrogen atoms are replaced by monovalent alkyls. **A. Tertiary**, an amin in which three hydrogen atoms are replaced by monovalent alkyls.

Aminol (*am'in-ol*) [*amin*]. A gaseous substance derived from the methylamin of herring-brine mixed with milk of lime. This gas is cheap and powerfully disinfectant, and it has been used in the purification of sewage.

Amins Process. See *Severage, Disposal of*.

Amitosis (*ah-mit'ō-sis*) [*ἄμῖα* priv.; *mitosis*, indirect cell-division, karyokinesis; *ἵσος*, a thread; *osis*]. Cell multiplication by direct division, or simple cleavage, the nucleus usually assuming an hour-glass shape and dividing before the protoplasm. The opposite of *mitosis*.

Amitotic (*ah-mit'ō-ik*) [*ἄμῖα* priv.; *ἵσος*, thread]. Of the nature of, or characterized by, amitosis. **A. Cell Division**, direct nuclear subdivision, as distinguished from karyokinesis.

Amixia (*ah-miks'e-ah*) [*ἄμῖα* priv.; *μῖξις*, mixing]. In biology, the formation of a new species without the mingling of two individuals or their germs; asexual reproduction, parthenogenesis.

Amma (*am'ah*) [*ἄμμα*, a tie; *pl.*, *Ammata*]. A truss or girdle for hernia.

Ammelid (*am'el-id*) [*Ammonia*; *melamid*], $\text{C}_3\text{H}_4\text{N}_4$.

O_2 . A substance produced by boiling melamin with alkalis or acids; it is a white powder that forms salts with both acids and bases.

Ammelin (*am'el-in*) [*Ammonia*; *melam*], $\text{C}_3\text{H}_4\text{N}_4\text{O}$. A white powder, insoluble in water, soluble in alkalis and mineral acids. Produced by boiling melamin with alkalis and acids.

Ammeter (*am'el-er*) [*ampere*; *ἄμπερ*, a measure]. A form of galvanometer in which the value of the current is measured directly in amperes.

Ammi (*am'i*) [*ἄμμιν*, an African plant]. A genus of umbelliferous herbs bearing aromatic seeds or fruits. The seeds of several species are locally used in medicine. Unof. *A. copticum*. See *Ajowan*.

Ammiss (*am'izn*) [*ἄμμις*, sand]. Ammotherapy; psammism.

Ammonemia, (*am-o-ne'ne-ah*). See *Ammoniemia*.

Ammonia (*am-o-ne-ah*) [L.]. A volatile alkali, NH_3 . See *Ammonium*. **A. Carmin**. See *Stains, Table of*.

Ammoniac (*am-o-ne-ak*). See *Ammoniacum*.

Ammoniacal (*am-o-ni'-ak-al*) [*ammonia*]. Containing or relating to ammonia.

Ammoniacum (*am-o-ni'-ak-um*) [*ἄμμωνιακός*, belonging to ammonia; *gen.*, *Ammoniaci*]. Ammoniac. A gum obtained from a Persian plant, *Dorema Ammoniacum*. A stimulating expectorant and laxative, resembling asafetida. Employed in chronic bronchial affections. Dose gr. x-xxx. **A. cum Hydrargyro Emplastrum**, ammoniac 72, mercury 18 per cent., oleate of mercury .8, dilute acetic acid 100, lead plaster, with sulphur, and oil, q. s. **A. Emplastrum**, 100 parts of ammoniac, digested with 140 parts of acetic acid, diluted, strained, and evaporated. **A. Emulsum**, a four per cent. emulsion in water, the resin being suspended by the contained gum. Dose $\frac{5}{8}$ ss-j.

Ammoniameter (*am-o-ne am'el-er*) [*ammonia*; *μέτρον*, a measure]. An instrument for testing the strength of solutions of ammonia.

Ammoniemia, or **Ammoniaemia** (*am-o-ne-ke-m-ah*) [*ammonia*; *ἄμα*, blood]. The theoretical decomposition of urea in the blood, yielding ammonium carbonate.

Ammoniorrhea (*am-o-ne-or-el-ah*) [*ammonia*; *ῥεῖν*, to flow]. The passage of ammoniacal urine.

Ammonium (*am-o-ne-um*) [from the name of Jupiter Ammon, because first discovered near his temple in Libya; *gen.*, *Ammonii*]. A hypothetical alkaline base, having the composition NH_4 . Exists only in combination. It occurs most commonly in the form of *ammonia gas*, NH_3 , which, dissolved in water, is the water of ammonia of commerce. Inhalation of the gas causes suffocation and edema of glottis. The salts first stimulate and then paralyze the motor nerves. It is useful as a stimulant, as an antagonist in cardiac depression, and locally in bites and stings of venomous reptiles and insects. **Ammonia Aqua**, water of ammonia, a solution containing ten per cent. of the gas in water. Dose $\text{m}x-\frac{5}{8}$ ss, well diluted. **A. Aqua Fortior**, contains 28 per cent. of the gas in solution. **A. Aromatic Spt.**, spirit of ammonia, with am. carb., am. aq., ol. lemon, lavender and pimenta, alcohol and water. Dose $\frac{5}{8}$ ss-ij. **Ammonii acetis liq.**, Spirit of Mindererus, dilute acetic acid neutralized with ammonia. Dose $\frac{5}{8}$ j- $\frac{5}{8}$ j. **A. benzoas**, $\text{NH}_4\text{C}_7\text{H}_5\text{O}_2$. Dose gr. v-xv. **A. Bicarbonas**. Dose gr. ij-x. **A. bromid**, NH_4Br . Dose gr. x- $\frac{5}{8}$ ss. **A. carbonas**, NH_4HCO_3 , $\text{NH}_4\text{NH}_2\text{CO}_2$, a mixture of carbonate and dicarbonate. Dose gr. v-x. **A. chlorid**, NH_4Cl , sal ammoniac. Dose gr. j-xx. **A. chloridi trochisci**, each lozenge contains gr. ij of the salt. **A. fluorid**, used in hypertrophy of the spleen.

Dose gr. $\frac{1}{4}$ - $\frac{1}{2}$. **A. glycyrrhizas.** Unof. An expectorant. **A. iodidum,** NH_4I . Dose gr. ij-x. **A. liniment,** am. aq. ʒ5, alcohol ʒ5, cottonseed oil 60. **A. Molybdenate Test.** See *Tests, Table of*. The following *salts* and their preparations are official: **A. nitras,** NH_4NO_3 , used only in preparing nitrous oxid. **A. phosphas,** $(\text{NH}_4)_2\text{HPO}_4$. Dose gr. v-xx. **A. picras,** $\text{C}_6\text{H}_5(\text{NH}_4)(\text{NO}_2)_3\text{O}$, a salt in yellow needles, of bitter taste; like other picrates it is explosive, and must be handled with care. It is antipyretic and anti-periodic, and tends to correct gastric disturbances. Dose gr. v in 24 hours; best given in wafers, each containing half a grain. **A. Spt.,** a ten per cent. solution of aqua ammoniac in alcohol. Dose $\text{m} \times \text{ʒ}$ ij, diluted. **A. sulphas,** $(\text{NH}_4)_2\text{SO}_4$, used only in the preparation of other ammonium salts. **A. valerianas,** $\text{NH}_4\text{C}_4\text{H}_9\text{O}_2$. Dose gr. j-v. *Raspail's Eau Sedatif* (unof.), aqua ammoniac ʒij, sodium chlorid ʒij, spt. vini camph. ʒij, aq. ʒxxxij. For local use.

Ammon's Fissure. See *Fissure*. **A.'s Horn.** See *Hippocamp.* **A.'s Operation.** See *Operations, Table of*. **A.'s Posterior Scleral Protuberance,** a variety of posterior ectasia of the sclera of the eye.

Ammophilous (*am-off-il-us*) [*ἄμμος*, sand; *φίλος*, loving]. In biology, inhabiting sandy places.

Ammotherapy (*am-o-ther'-a-pē*) [*ἄμμος*, sand; *θεραπεία*, to heal]. The use of sand-baths in the treatment of disease.

Amnemonic (*am-ne-mon'-ik*) [*ἄ* priv.; *μνημονικός*, relating to the memory]. Accompanied by or resulting in impairment of the memory.

Amnesosyne (*am-ne-mos'-eu-e*) [*ἄ* priv.; *μνησίνη*, memory]. Forgetfulness.

Amnesia (*am-ne'-se-ah*) [*ἀμνησία*, forgetfulness]. Defect of memory. Loss of the memory for words. **A. Acustica,** word-deafness. **A. Periodic.** See *Double Consciousness*.

Amnesic (*am-ne'-sik*). Relating to amnesia.

Amnesia (*am-nes'-te-ah*) [*ἀμνηστία*, forgetfulness]. Amnesia.

Amnesic (*am-nes'-tik*) [*ἀμνηστία*, forgetfulness]. 1. Amnesic. 2. Causing amnesia.

Amnia (*am'-ne-ah*) [*ἄμνιον*, a young lamb]. Plural of *Amnion*, *q. v.*

Amniac (*am'-ne-ak*) [*ἄμνιον*, a young lamb]. Amnionic.

Amnio-chorial (*am-ne-o-ko'-re-al*) [*ἄμνιον*; *χόριον*, a membrane]. Pertaining to both amnion and chorion.

Amniocleptis (*am-ne-o-klep'-sis*) [*ἄμνιον*, amnion; *κλέπτειν*, to steal away]. The slow and unnoticed escape of the liquor amnii.

Amnion (*am'-ne-on*) [*ἄμνιον*, a young lamb]. The innermost of the fetal membranes; it is continuous with the fetal epidermis at the umbilicus, forming a complete sheath for the umbilical cord and a sac or bag in which the fetus is enclosed. It contains one or two pints of liquor amnii. It is a double non-vascular membrane, the inner layer or *sac* derived from the epiblast, the outer from the mesoblast. The cavity of the inner folds is called the *true amnion*, that of the outer, the *false*. **A., Dropsy of,** excessive secretion of liquor amnii.

Amnionic (*am-ne-on'-ik*) [*ἄμνιον*, a young lamb]. Relating to the amnion.

Amniorrhea, (*am-ne-o-re'-ah*) [*ἄμνιος*, amniotic liquor; *ῥέειν*, to flow]. The discharge of the liquor amnii.

Amniota (*am-ne-o'-tah*) [*ἄμνιον*, a young lamb]. Animals with an amnion and allantois, comprising mammals, birds, and reptiles. Those without an amnion are called *Anamniota*.

Amniotic (*am-ne-o'-ik*) [*ἄμνιον*, a young lamb]. Re-

lating to the amnion, as the *A. Fluid*. **A Fluid.** Same as *Liquor amnii*.

Amniotis (*am-ne-o'-tis*) [*ἄμνιον*, a young lamb]. See *Amniotitis*.

Amniotitis (*am-ne-o-ti'-tis*) [*ἄμνιον*, a young lamb; *τις*, inflammation]. Inflammation of the amnion.

Amniotome (*am'-ne-o-tom*) [*ἄμνιον*, a young lamb; *τομή*, a cut]. An instrument for puncturing the fetal membranes.

Amnitis (*am-ni'-tis*). Same as *Amniotitis*.

Amceba (*am-e'-bah*). See *Ameba*.

Amceboïd (*am-e'-boïd*). See *Ameboïd*.

Amcebodont (*am-e'-bo-dont*). See *Amebodont*.

Amœnomania (*am-e-no-ma'-ne-ah*). See *Amœnomania*.

Amomum (*am-o'-mum*) [*ἄμωμον*, an Eastern spice plant]. A genus of scitamineaceous plants to which the cardamom (*A. cardamomum*) and Grains of Paradise (*A. granum paradisi*) belong.

Amorphia (*ah-mor'-fe-ah*) [*ἄ* priv.; *μορφή*, form]. Shapeless condition.

Amorphism (*ah-mor'-fu-izm*) [*ἄ* priv.; *Morpheus*, the god of sleep]. The condition resulting from the withdrawal of morphine from one habituated to the drug.

Amorphism (*ah-mor'-fizm*) [*ἄ* priv.; *μορφή*, a form]. The state or quality of being amorphous or without shape; specifically, absence of crystallization; want of crystalline structure.

Amorphous (*ah-mor'-fus*) [*ἄ* priv.; *μορφή*, a form]. Formless, shapeless, non-crystallized. **A. Quinin,** quinoidin, its salts being non-crystallizable.

Amorphus (*ah-mor'-fus*) [*ἄ* priv.; *μορφή*, a form]. An cardiacus without head or extremities. See also *Anideus*. **A. Globulus.** See *Anideus*.

Amotie (*am-o'-she-o*) [*l.*]. A detachment. **A. Retinæ.** See *Ablatio Retinæ*.

Ampac (*am'-pak*) [*E. Indian*]. An East Indian rutaceous tree of the genus *Xanthoxylum* or *Ampacus*. Its leaves are used in medicating baths, and its odoriferous resin is a stimulant. Unof.

Ampelopsin (*am-pel-op'-sin*). See *American Ivy*.

Ampelopsis (*am-pel-op'-sis*). See *American Ivy*.

Ampelotherapy (*am-pel-o-ther'-a-pē*) [*ἄμπελος*, a grapevine; *θεραπεία*, to heal]. The *Grape-cure*, *q. v.*

Ampère (*am'-pär-ahj*) [*Fr.*]. The number of ampères passing in a given circuit.

Ampère (*om par'*) [a French physicist]. See *Electrical Units*. **A.'s Laws** relate to the forces between conductors carrying electric currents. *Avogadro's law*, that equal volumes of a gas when under the same conditions contain the same number of molecules, is also called Ampère's Law. In honor of Ampère, the unit of measurement of an electric current is called an *Ampère*.

Ampèremeter (*am'-pär-me-ter*) [*Ampère*; *μέτρον*, to measure]. An instrument for estimating the current of an electric circuit in ampères.

Ampère's Law. See *Law*.

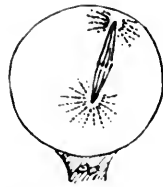
Amphanthium (*amf-an'-the-um*) [*ἄμφοι*, about; *ἄνθος*, a flower]. See *Clinanthium*.

Amphemerina (*am-fē-mer'-in-ah*) [*ἄμφοτερον*, daily]. A hectic or intermittent fever that recurs daily.

Amphi- (*am'-fi*) [*ἄμφοι*, around]. A prefix signifying *about, on both sides, around, etc.*, as amphiarthrosis, amphibia, etc.

Amphiarthrosis (*am-f'-ar-thrō'-sis*) [*ἄμφοι*, around; *ἄρθρον*, a joint]. A form of mixed articulation in which the surfaces of the bones are connected by broad discs of fibro-cartilage, or else they are covered with fibro-cartilage and connected by external ligaments. It is distinguished by limited flexion in every direction, as, e.g., between the vertebra.

Amphiasier (*am'fē-as-ter*) [*ἀμιαστρον*, around; *ἀστὴρ*, a star]. In biology, the figure formed in both direct and indirect cell division, by the achromatin threads and chromatin granules united to form the so-called nuclear spindle, together with the threads of cell-protoplasm radiating from a rounded clear space at each end of the spindle known as the stars or suns.



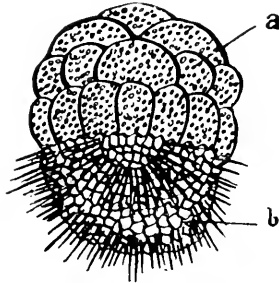
AMPHIASIER IN AN OVARIAN EGG.

Amphibia (*am-fib'ē-ah*) [*ἀμφί*, both; *βίος*, life]. A class of the *Vertebrata*, living during their life both in the water and upon the land, as the frog, newt, etc.

Amphibious (*am-fib'ē-us*) [*ἀμφί*, both; *βίος*, life]. Living both on land and water.

Amphiblastic (*am-fē-blas'tik*) [*ἀμφί*, on both sides; *βλαστος*, a germ]. In biology, pertaining to that form of complete segmentation that gives rise to an amphiblastula.

Amphiblastula (*am-fē-blas'tu-lah*) [*ἀμιο*, on both sides; dim. of *βλαστος*, a germ]. In biology, the mulberry-mass or morula-stage in the development of a holoblastic egg. It follows the stage known as amphimorula.



AMPHIBLASTULA.

a, Granular cells which will form the epiblast. b, Ciliated cells which become invaginated to form the hypoblast. (After Balfour.)

Amphibleritis (*am-fē-bles-tri'tis*) [*ἀμιο βλαστρον*, a net; *ιτις*, inflammation]. Inflammation of the retina.

Amphiblestroid (*am-fē-bles'troid*) [*ἀμιοβλαστρον*, a net; *ειδος*, form]. Net-like. **A.** Membrane, the retina.

Amphibolia (*am-fē-bō'le-ah*) [*ἀμιοβόλια*, uncertainty]. The vacillating period of a fever or disease.

Amphibolic (*am-fē-bō'lik*) [*ἀμιοβόλιος*, uncertain]. Uncertain; doubtful. A qualification applied by Wunderlich to a period in the febrile process occurring between the fastigium and the defervescence, and marked by irregular exacerbations and remissions.

Amphibranchia (*am-fē-brang'ke-ah*) [*ἀμφί*, around; *βραχίον*, the gills]. The tonsils, pharynx, and nasopharynx.

Amphicarpic (*am-fē-kar'pik*). Same as *Amphicarpous*.

Amphicarpous (*am-fē-kar'fus*) [*ἀμφί*, on both sides, around; *καρπός*, fruit]. In biology, producing fruit of two kinds, either as regards form or season of ripening.

Amphicelous (*am-fē-sē'lus*) [*ἀμφί*, at both ends; *κοίλος*, hollow]. In biology, biconcave, as the center of the vertebrae of fishes.

Amphirania (*am-fē-kra'ne-ah*) [*ἀμφί*, both; *κρανιον*, the skull]. Headache affecting both sides of the head.

Amphicreatin (*am-fē-kre'at-in*) [*ἀμφί*, around; *κρέας*, flesh], $C_6H_{10}N_2O_7$. One of the muscle-leucocaines. It crystallizes in brilliant oblique prisms of a yellowish-white color. It is tasteless and faintly basic. It resembles creatin in its properties.

Amphicreatinin (*am-fē-kre'at-in-in*) [*ἀμφί*, around; *κρέας*, flesh], $C_6H_{10}N_2O_7$. A member of the creatinin group of leucocaines said to have toxic qualities. It is derived from muscle.

Amphid (*am'fīd*) [*ἀμφί*, both]. In chemistry, a name given to a salt of an acid containing oxygen; that is, a name given to salts other than haloid.

Amphideum (*am-fid'ē-um*) [*ἀμφιδέα*, a ring; *πλ.*, *Amphideum*]. The margin or edge of the os uteri.

Amphidiarthrosis (*am-fē-di-ar-thro'sis*) [*ἀμφί*, both; *διarthρωσις*, articulation]. The articulation of the lower jaw, as it partakes of the nature both of ginglymus and arthrodia.

Amphidisc, **Amphidisk** (*am'fē-disk*) [*ἀμφί*, at both ends; *δίσκος*, a round plate]. In biology, a sponge-spicule consisting of an axil terminated by two toothed discs.

Amphigenous (*am-fij'en-us*) [*ἀμφί*, both; *γενος*, kind]. In biology, growing indifferently on both sides, as certain parasitic fungi.

Amphigony (*am-fig'o-ne*) [*ἀμφί*, on both sides; *γονος*, offspring]. The sexual process in its broadest sense; gamogenesis.

Amphimixis (*am-fē-miks'is*) [*ἀμφί*, on both sides; *μίξις*, mixing]. In biology, the mingling of two individuals or their germs; sexual reproduction.

Amphimorula (*am-fē-mo-ner'u-lah*) [*ἀμφί*, on both sides; *μορῆ*, single]. In biology, the morula or cytode-stage of an unequally segmenting, holoblastic egg.

Amphimorula (*am-fē-mor'u-lah*) [*amphi*, on both sides; *morula*, a mulberry]. In biology, the morula, or globular mass of cleavage cells resulting from unequal segmentation, the cells of the hemispheres being unlike in size.

Amphioxus (*am-fē-oks'us*) [*ἀμφί*, both; *ὀξείς*, sharp]. A genus of fishes tapering at both ends, as the lancelet.

Amphipyrenin (*am-fē-pi-re'nin*) [*ἀμφί*, around; *πυρήν*, mass]. The nuclear membrane of a cell.

Amphismela (*am-fis-me'lah*) [*ἀμφί*, both; *μήλη*, a probe]. A double-edged surgical knife.

Amphisphalsis (*am-fē-sfal'sis*) [*ἀμφίσφαλις*, a throwing or turning round]. Circumduction, as of a limb in reducing a luxation.

Amphistoma (*am-fis'to-mah*) [*ἀμφί*, double; *στόμα*, mouth]. A genus of trematode worms, named from the mouth-like apparatus at either end. One species, *A. hominis*, has been found in the large intestine of man, in the tropical regions. See *Parasites, Table of*.

Amphistylic (*am-fē-sit'lik*) [*ἀμφί*, on both sides; *στυλος*, a pillar]. In biology, having styles or supports on both sides, as the mandibular arches of sharks.

Amphitheat (*am'fē-thekt*) [*ἀμφί*, on both sides; *θηκός*, sharpened]. In biology, having unequal angles or surfaces.

Amphitoky (*am-fil'o-ke*) [*ἀμφί*, both; *τόκος*, producing]. The production of both male and female forms in parthenogenesis.

Amphitropous (*am-fil'ro-fus*) [*ἀμφί*, around; *τρέπεν*, to turn]. 1. In biology, having the funiculus attached to the ovule midway between the chalaza and micropyle. 2. Having a C-shaped embryo.

Amphodiplopia (*am-fō-dip'lo'pē-ah*) [*ἀμφω*, both; *διπλόος*, double; *ὄψ*, eye]. Double vision affecting each of the eyes.

Ampho-peptone (*am-fō-pep'ton*). See *Peptones*.

Amphophile (*am'fō-fil*) [*ἀμφο*, both; *φιλέιν*, to love]. Readily stainable alike with acid and basic dyes (a qualification applied to certain histological and pathological elements).

Amphophilous (*am-fōf'il-us*) [*ἀμφω*, both; *φιλέιν*, to love]. Staining with either alkaline or acid dyes.

Amphora (*am'fō-rāh*) [*ἀμφί*, on both sides; *φορέεις*, a bearer]. In biology, the lower portion of a seed capsule, or pyxidium.

Amphoric (*am-for'ik*) [*amphora*, a two-handled vessel]. Like the sound produced by blowing across the mouth of a bottle. **A. Breathing**, breath sounds with an amphoric or musical quality heard in diseased conditions of the lung, as in phthisis with cavity-formation. **A. Resonance**, in auscultation, a metallic sound like that of blowing into a bottle, caused by the reverberation of sound in a cavity of the lung. **A. Respiration**. See *A. Breathing*.

Amphoricity (*am-for-iz'i-te*) [*amphora*, a two-handled vessel]. The quality of being amphoric; the giving forth of amphoric sounds.

Amphoriloquy (*am-for-il'o-kwe*) [*amphora*, a bottle; *logui*, to speak]. The production of amphoric sounds in speaking.

Amphorophony (*am-for-ol'o-ne*) [*amphora*, a jug; *φωνή*, a sound]. An amphoric resonance or sound.

Amphoteric (*am-for-ter'ik*) [*ἀμφοτέρως*, both of two]. Having the power of altering the color of both red and blue test paper, as milk. Neither acid nor alkaline; applied to such substances as glucose, gums, etc.

Amplectant (*am-plek't-ant*) [*amplecti*, embrace]. In biology, embracing; winding about, as a tendrill or petiole.

Amplexation (*am-pleks-a'shun*) [*amplexatio*, an embrace]. The treatment of a fractured clavicle by an apparatus that fixes the shoulder and covers a part of the chest and neck.

Amplexicaudate (*am-plek-s-e-kaw'd-dat*) [*amplexatio*, an embrace; *cauda*, a tail]. In biology, having the entire tail included in the interfemoral membrane.

Amplexicaul (*am-pleks'e-kaw'd*) [*amplexus*, embracing; *caulis*, a stem]. In biology, clasping or embracing the stem, as a leaf.

Amplexifoliate (*am-pleks-e-fol'le-at*) [*amplexus*, embracing; *folium*, leaf]. In biology, plants, the leaves of which embrace the stem.

Ampliation (*am-ple-a'shun*) [*ampliare*, to increase]. Dilatation or distention of a part or cavity.

Amplification (*am-plit'ik-a'shun*) [*amplificare*, to enlarge]. 1. Increase of the visual area, in microscopy. 2. Enlargement, as of a diseased organ.

Amplifier (*am'ple-fi-er*) [*amplificare*, to enlarge]. An apparatus sometimes used in microscopy for increasing the magnification. It consists of a diverging lens or combination placed between the objective and the ocular, and giving to the image-forming rays from the objective an increased divergence. **A.**, Tolles's, an accessory used in magnification and first made effective by a manufacturer named Tolles.

Amplitude (*am'ple-tūd*) [*amplitudo*, the extent of a thing]. The range or extent, as of vibrations and undulations, the pulse, etc.

Ampulla (*am-pul'ah*) [*l.*, A Roman wine jug]. The trumpet-mouthed or dilated extremity of a canal, as of the lachrymal canal, the receptaculum chyli, the Fallopian tubes, mammary ducts, semicircular canals, vas deferens, etc. Chemically, the term denotes a large-bellied bottle. **A. of Bryant**, the apparent distention of an artery immediately above a ligature, due to the contraction of the vessel above the ampulla where it is not completely filled with clot. **A. Chyli**, the receptaculum chyli. **A.**, Lieberkühn's, the cecal terminus of one of the lacteals in the villi of the intestines. **A. of Rectum**, the portion above the perineal flexure. **A. of Vater**, the site of entrance of the common bile-duct and pancreatic duct into the duodenum.

Ampullula (*am-pul'a-luh*) [dim. of *ampulla*, a Roman wine jug]. A small ampulla, as in the lymphatic or lacteal vessels.

Amputation (*am-pu-ta'shun*) [*amputare*, to cut away]. The removal of a limb or part of the body by the

knife, ligature, or other means, or as a result of gangrene, constriction (e.g., of the cord, in the fetus), or the disease, *ainhum*. For special amputations see *Operations, Table of*. **A.**, **Accidental**, the separation of a limb by some form of accident. **A.**, **Bloodless**, one in which there is but slight loss of blood, on account of the circulation being controlled by mechanical means. **A.**, **Central**, one in which the scar is situated at or near the center of the stump. **A.**, **Circular**, that performed by making a single flap, by circular sweeps of a long knife, through skin and muscles, in a direction vertical to the plane of the limb. **A.**, **Circular Skin Flap**, a modification of the circular, in which the skin flap is dissected up, and the muscles divided at a higher level. **A.**, **Coat-sleeve**, a modification of the circular, in which the cutaneous flap is made very long, the end being closed by being gathered together by means of a tape. **A.**, **Congenital**, amputation of fetal portions due to constriction by amniotic bands of lymph. **A. in the Contiguity**, amputation at a joint. **A. in the Continuity**, amputation of a limb elsewhere than at a joint. **A.**, **Consecutive**, an amputation during the period of suppuration or later. **A.**, **Cutaneous**, one in which the flaps are composed exclusively of the integuments. **A.**, **Diclastic**, one in which the bone is broken with an osteoclast, and the soft tissues divided by means of an écraseur. Its object is to avoid hemorrhage and purulent infection. **A.**, **Double Flap**, one in which two flaps are formed from the soft tissues. **A.**, **Dry**. See *A.*, *Bloodless*. **A.**, **Eccentric**, one in which the scar is situated away from the center of the stump. **A.**, **Elliptical**, one that may be performed by a single sweep, as in the circular method; the wound, however, having an elliptical outline, on account of the oblique direction of the incision. **A. of Expediency**, one performed for cosmetic effect. **A.**, **Flap**, one in which one or more flaps are made from the soft tissues, the division being made obliquely. **A.**, **Flapless**, one in which, on account of destruction of the soft parts, flaps cannot be formed, the wound healing by granulation. **A.**, **Galvano-caustic**, one in which the soft parts are divided with the galvano-cautery, followed by division of the bone by the saw. **A.**, **Immediate**, one done within twelve hours after the injury, during the period of shock. **A.**, **Intermediary or Intermediate**, one performed during the period of reaction, and before suppuration. **A.**, **Intrauterine**. See *A.*, *Congenital*. **A.**, **Major**, amputation of the extremities above the wrist or ankle joints. **A.**, **Mediate**. See *A.*, *Intermediary*. **A.**, **Minor**, amputation of the extremities below the wrist or ankle joints. **A.**, **Mixed**, a combination of the circular and flap methods. **A.**, **Multiple**, amputation of two or more members at the same time. **A.**, **Musculo-cutaneous**, one in which the flaps consist of skin and muscle. **A.**, **Musculo-tegumentary**. See *A.*, *Musculo-cutaneous*. **A.**, **Natural**. See *A.*, *Congenital*. **A.**, **Oblique**. See *A.*, *Oval*. **A.**, **Osteoplastic**, one in which there is section and apposition of portions of bone, in addition to the amputation. **A.**, **Oval**, a modification of the elliptical, in which the incision consists of two reversed spirals, instead of the one oblique. **A.**, **Partial**, 1. One in which but a portion of the extremity is removed. 2. An incomplete congenital amputation. **A.**, **Pathological**, one done for tumor or other diseased condition. **A.**, **Primary**, one done after the period of shock and before the occurrence of inflammation. **A.**, **Racket**, a variety of the oval amputation, in which there is a single longitudinal incision continuous below with a spiral incision on either side of the limb. **A.**, **Secondary**, one performed during the period of sup-

putation. **A.**, Spontaneous. See *A.*, Congenital. Also occurs in the disease, anhidrosis. **A.**, Subperiosteal, one in the continuity, the cut end of the bone being covered by periosteal flaps. **A.**, Surgical, a formal amputation in contradistinction to accidental or congenital *A.* **A.**, Synchronous. See *A.*, Multiple. **A.** by Transfixion, one done by thrusting a long knife completely through a limb, and cutting the flaps from within out. **A.**, Traumatic, one performed on account of injury.

Amputatura (*am-pu-tat u'-rah*) [*L.*; *pl.*, *Amputatura*]. An amputation; loss of a member.

Amuck (*a-mu'k*) [Malay]. In a state of murderous frenzy; in Oriental regions persons, mostly hashish eaters, often attack and kill those whom they meet while in a state of wild fury. In some cases the infuriated persons take this method of seeking death, for they are shot down at sight.

Amusia (*ah-mi'-se-ah*) [*û* priv.; *musa*, *μουσα*, muse]. Pathological loss or subnormal ability to produce or comprehend music or musical sounds, an abnormality as regards music analogous to aphasia as regards the faculty of speech. **Motor A.**, the music is understood, but there is loss of the power of singing or of otherwise reproducing music. **Paramusia**, faulty and imperfect reproduction of music. **Sensory A.**, musical deafness, or the loss of the power of comprehension of musical sounds. See also *Alexia*, *Musical*; *Agraphia*, *Musical*; and *Amimia*, *Musical*.

Amussat's Operations. See *Operations*, *Table of*.

Amyelencephalia (*ah-mi-el-en-sef'-al-ah*) [*û* priv.; *myelōr*, marrow; *κεφαλή*, the head]. Congenital absence of both brain and spinal cord.

Amyelencephalus (*ah-mi-el-en-sef'-al-us*) [*û* priv.; *myelōr*, marrow; *κεφαλή*, the head]. A fetal monster having neither brain nor spinal cord.

Amyelia (*ah-mi'-el-ah*) [*û* priv.; *myelōs*, marrow]. The congenital absence of the spinal cord.

Amyelinic (*ah-mi-el-in'-ik*) [*û* priv.; *myelōs*, marrow]. Having no myelin; applied to certain nerve fibers, especially those seen in neuromata.

Amyelonervia (*ah-mi-el-o-ner'-ve-ah*). See *Amyelonervia*.

Amyeloneuria (*ah-mi-el-o-ner'-ve-ah*) [*û* priv.; *myelōs*, marrow; *νεῦρον*, a nerve]. Paresis of the spinal cord.

Amyelotrophy (*ah-mi-el-ol'-tro-fee*) [*û* priv.; *myelōs*, marrow; *τροφή*, nourishment]. Atrophy of the spinal cord.

Amyelus (*ah-mi'-el-us*) [*û* priv.; *myelōs*, marrow]. A fetal monstrosity with partial or complete absence of the spinal cord.

Amyencephalus (*ah-mi-en-sef'-al-us*). See *Amyelencephalus*.

Amygdala (*am-ig'-dal-ah*) [*L.*; *gen.*, *Amygdalæ*]. **1.** Almond. The seeds of *Prunus Amygdalus*, var. *amara* and *dulcis*, containing the principle *Emulgin* or *Synaptase*. The former contains *Amygdalin*. The expressed oil of the sweet almond is a demulcent useful in skin-affections; in doses of ʒj-ij it is a mild laxative. The oil of *A. amara* is used in cosmetics. **2.** The tonsil. **A. amaræ**, **Aq.**, a 1:1000 solution of the oil in water. Dose indefinite. **A. amaræ**, **Ol.**, a volatile oil, bitter to the taste. Contains 3-14 per cent. of hydroxyamic acid. Dose ʒj-ʒj. **A. amaræ**, **Spt.**, oil of bitter almond 1, alcohol 80, distilled water q. s. **A.**, **Emulsium**, oil of sweet almonds 9 per cent., sugar, water, and acacia q. s. Dose ʒj-ʒss. **A. expressum**, **Ol.**, oil of sweet almonds. **A.**, **Pulv.**, **Comp.** (B. P.), contains sweet almonds, refined sugar, and gum acacia. Used to make *A.*, *Emulsum*. **A.**, **Syr.**, sweet almond 14, bitter almond 4, sugar 20, orange flower water 10, water 13, syrup q. s.

Amygdalæ (*am-ig'-dal-æ*) [*L.*, *pl.*]. The tonsils.

Amygdalin (*am-ig'-dal-in*) [*Amygdala*], $C_{20}H_{27}NO_{11} + 3H_2O$. A substance that occurs in bitter almonds, and in various plants, as well as in the leaves of the cherry laurel. It forms white, shining leaflets, of a bitter taste, readily soluble in water and hot alcohol.

Amygdaline (*am-ig'-dal-in*) [*ἀμυγδαλίη*, almond]. **1.** Almond-like. **2.** The tissue ectad of, or collocated with the amygdaloid tubercle. See *Fissure*.

Amygdalitis (*am-ig'-dal-i'-tis*) [*ἀμυγδαλίτις*, almond; *ίτις*, inflammation]. Tonsillitis.

Amygdaloid (*am-ig'-dal-oid*) [*ἀμυγδαλίη*, almond; *είδος*, form]. Like a tonsil, or almond. **A. Fossa**, the depression for the lodgment of the tonsil. **A. Tubercle**, a projection of gray or cortical matter at the end of the descending cornu of the lateral ventricle of the brain. It is attached to the temporal lobe, and appears to be nearly isolated by white substance.

Amygdalolith (*am-ig'-dal'-o-lith*) [*ἀμυγδαλίη*, an almond; *λίθος*, a stone]. A concretion or calculus found in the tonsils.

Amygdalonus (*am-ig'-dal-ong'-kus*) [*ἀμυγδαλίη*, almond; *ὄγκος*, a mass]. Any tumor or swelling of the tonsil.

Amygdalopathy (*am-ig'-dal-op'-a-the*) [*ἀμυγδαλίη*, an almond; *πάθος*, a disease]. Any-disease of the tonsils.

Amygdalotome (*am-ig'-dal-o-tom*) [*ἀμυγδαλίη*, an almond; *τίμητρον*, to cut]. An instrument used in cutting the tonsils.

Amygdalotomy (*am-ig'-dal-ol'-o-me*) [*ἀμυγδαλίη*, a tonsil; *τίμητρον*, to cut]. Tonsillotomy; partial or complete abscission of a tonsil.

Amykos (*ah-mil'-kos*) [*û* priv.; *νίκος*, a fungus]. An antiseptic fluid composed of boric acid, glycerin and infusion of cloves. Of reputed service in gonorrhœa, dental caries, and catarrhs. Unof.

Amyl (*am'-il*) [*ἀμύλον*, fine starch]. The hypothetical radical C_5H_{11} of amyl alcohol, the fifth term of the series of alcohol radicals, C_nH_{2n+1} . **A. Alcohol**. See *Amylic Alcohol*. **A. Hydrate**. See *Amylic Alcohol*. **A. Nitrite**, nitrite of amyl, $C_5H_{11}NO_2$, a clear, yellowish liquid, ethereal, aromatic, volatile; produces vas-cular dilatation and great cardiac activity, and hence is useful in angina pectoris, respiratory neuroses, etc. Dose, *internally*, ʒj-ʒj dissolved in alcohol; by *inhalation*, ʒj ij-v. **A. Valerianate**. See *Apple Oil*.

Amylaceous (*am-il'-se-us*) [*amyllum*, starch]. Containing starch; starch-like. See *Corpora amylacea*.

Amylene (*am'-il-en*) [*ἀμύλον*, starch], C_5H_{10} . A transparent, liquid hydrocarbon, having anesthetic properties, but dangerous to use. See *Anesthetic*. **A. Hydrate**, $C_5H_{12}O$, a tertiary alcohol having hypnotic effects, and antagonistic to strychnin. Dose ʒj xxx-ʒj. Unof.

Amylic (*am-il'-ik*) [*ἀμύλον*, starch]. Pertaining to Amyl. **A. Alcohol**, Fusel Oil, Potato Starch Alcohol, Amyl Hydrate. An alcohol having the composition $C_5H_{12}O$, occurring in the continued distillation of fermented grain. The pure substance has considerable value as a hypnotic. In large doses it suppresses tactile sensibility and produces motor paralysis. It is employed with advantage in mental disorders. It was formerly much used to adulterate whisky. Dose ʒj 15-75. Unof.

Amylo-dextrin (*am-il-o-deks'-trin*). Same as *Erythro-dextrin*. See *Soluble Starch*.

Amylogen (*am-il'-o-jen*) [*ἀμύλον*, starch; *γενής*, produce]. Soluble starch.

Amylogenic (*am-il-o-jen'-ik*) [*ἀμύλον*, starch; *γενής* produce]. Starch producing.

Amyloid (*am'-il-oid*) [ἀμύλον, starch; εἶδος, form]. Starch-like. **A. Bodies**, pathological products resembling starch grains found in the membranes of the brain and other nervous tissues, the prostate, etc. **A. Degeneration**, waxy, fatty, or lardaceous degeneration; a disease occurring in most of the organs of the body, and indicative of impaired nutritive function. It is a nitrogenous, not starchy body, of uncertain composition. For staining see *Iodin, Methyl Violet, Safranin, Rose Bengale*, in *Table of Stains*. **A. Kidney**. See *Bright's Disease*.

Amyolysis (*am-il-ol'-is-is*) [ἀμύλον, starch; λύσις, solution]. The digestion of starch, or its conversion into sugar.

Amyolytic (*am-il-o-lit'-ik*) [ἀμύλον, starch; λύσις, solution]. Pertaining to or effecting the digestion of starch. Pertaining to ferments, like the saliva and pancreatic juice, that convert starch into sugar.

Amylometer (*am-il-om'-et-er*) [ἀμύλον, starch; μέτρον, a measure]. An apparatus for estimating the amount of starch in a solution.

Amyoplast (*am-il-o-plast*) [ἀμύλον, starch; πλάσσειν, to form]. A leucoplast; a starch-forming protoplasmic granule.

Amylopsin (*am-il-op'-sin*) [ἀμύλον, starch; ὄψις, appearance]. A ferment said to exist in pancreatin. See *Ferments*.

Amylose (*am-il-os*) [ἀμύλον, starch]. Any one of a certain group of the carbohydrates, comprising starch, glycogen, dextrin, inulin, gum, cellulose, and tunicin.

Amylum (*am-il-um*) [L., *gen. Amyli*], C₆H₁₀O₅. Starch. The internal cells of *Triticum vulgare*, common wheat, all other cereals, and many tubers, piths, and roots, such as potato, cassava, etc.; it constitutes nearly the whole of arrow-root, tapioca, and sago. It is converted into glucose by boiling with mineral acids. It is one of the most valuable nutrients known, but inert medicinally. **A. glyceritum**, a jelly for external application. Starch 10, water 10, glycerin 80. **A., Mucilago** (B. P.), used in making enemata. **A. iodatum**, contains starch 95, iodine 5 per cent., triturated with distilled water and dried. Dose ʒj-ʒss. See *Table of Carbohydrates under Carbohydrate*.

Amyocardia (*am-i-o-kar'-de-ah*) [ἀ priv.; καρδιά, muscle; καρδία, the heart]. Lack of muscular power in the heart's contractions.

Amyosthenia (*am-i-o-sthe'-ne-ah*) [ἀ priv.; μῦς, muscle; σθένος, force]. Deficient muscular power without obvious disease or lesion.

Amyosthenic (*am-i-o-sthen'-ik*) [ἀ priv.; μῦς, muscle; σθένος, force]. Pertaining to amyosthenia. Also, a medicine or agent depressing muscular action.

Amyotrophia (*am-i-o-trof'-fe-ah*) [ἀ priv.; μῦς, muscle; τροφή, nourishment]. Atrophy of a muscle.

Amyotrophic (*am-i-o-trof'-ik*) [ἀ priv.; μῦς, muscle; τροφή, nourishment]. Dependent on or relating to muscular atrophy. **A. Paralysis**, that which is due to muscular atrophy.

Amyotrophy (*am-i-ot'-ro-fe*). See *Amyotrophia*.

Amyous (*am'-i-us*) [ἀ priv.; μῦς, muscle]. Weak; deficient in muscle or muscular strength.

Amyrin (*am'-e-rin*) [amyris], C₁₀H₁₆O. A resinous principle derived from Mexican Elemi. *Amyris elemifera*, L.

Amyris (*am'-e-ris*) [L.]. A genus of tropical trees and shrubs producing fragrant resins and gums, such as Elemi, etc.

Amyxia (*ah-miks'-e-ah*) [ἀ priv.; μίξα, mucous]. Deficiency in the normal secretion of mucus.

Ana (*an'-ah*) [ἀνά, so much each]. A Greek preposition signifying *through, up, again*, etc. In prescriptions contracted to *aa*, meaning of *each*.

Anabamous (*an-ab'-am-us*) [ἀνά, upward; βαίω, to go]. In biology, climbing, as certain fishes (*Anabas scandens*).

Anabasis (*an-ab'-as-is*) [ἀναβαίνειν, to go up]. The increasing stage of a fever or other acute disease; the stage preceding the climax.

Anabatic (*an-ab-at'-ik*) [ἀναβατικός, ascending]. Increasing; growing more intense; as the anabatic stage of a fever.

Anabiosis (*an-ab-i-ō'-sis*) [ἀναβίωσις, to come to life again]. The phenomenon of a restoration of vitality possessed by certain organisms after apparent death, or even after heating to 140° C.

Anabiotic (*an-ab-i-ō'-ik*) [ἀναβίωσις, to come to life again]. 1. Relating to anabiosis. 2. Restoring the strength or activity.

Anabole (*an-ab'-o-le*) [ἀναβάλλειν, to throw up]. A throwing up; what is thrown up; vomit; vomiting; expectation; regurgitation.

Anabolery (*an-ab-ol'-er-jē*) [ἀναβάλλειν, to throw up; ἔργον, work]. The force expended or work performed in anabolism, or in anabolic processes.

Anabolic (*an-ab-ol'-ik*) [ἀναβάλλειν, to throw or build up]. Pertaining to or characterized by anabolism.

Anabolin (*an-ab'-o-lin*) [ἀναβάλλειν, to throw or build up]. Any substance formed during the anabolic process.

Anabolism (*an-ab'-o-lizm*) [ἀναβάλλειν, to throw or build up]. Synthetic or constructive metabolism. Activity and repair of function. Opposed to *Catabolism*. The process by which simpler elements are built up into more complex. See *Metabolism*.

Anabrosis (*an-ab-ro'-sis*) [ἀναβρωσις, an eating up]. Corrosion, or superficial ulceration.

Anabrotic (*an-ab-ro'-ik*) [ἀναβρωσις, an eating up]. Pertaining to anabrosis; corrosive.

Anacamptic (*an-ak-amp'-tik*) [ἀνακάμπτεν, to bend back]. Reflected, as sound or light; pertaining to or causing a reflection.

Anacanthous (*an-ak-an'-thus*) [ἀνάκανθος, spineless]. Without spines.

Anacardium (*an-ak-ar'-de-um*) [ἀνά, up; καρδία, the heart, from its heart-shaped seeds]. 1. A genus of tropical trees. *A. occidentale* yields cashew gum and the cashew nut. 2. The oil of the pericarp of the cashew nut, known as cardol, and used as an escharotic. Of reputed value in leprosy. **A. Tinct.**, 1 to 10 of rectified spirit. Dose, ʒij-x. **A. Ung.**, one part of the tar to eight of lard or vaselin. Used as a blistering ointment.

Anacatadidymous (*an-ak-at-ad-id'-im-us*) [ἀνά, up; κατά, down; δίδυμος, a twin]. Divided above and below, but jointed centrally into one; said of certain twin monsters.

Anacatadidymus (*an-ak-at-ad-id'-im-us*) [ἀνά, up; κατά, down; and δίδυμος, a twin]. An anacatadidymous monstrosity.

Anacatharsis (*an-ak-ath-ar'-sis*) [ἀνά, up; καθάρσις, purgation]. Expectoration; vomiting.

Anacathartic (*an-ak-ath-ar'-tik*) [ἀνά, up; καθάρσις, purgation]. Causing anacatharsis.

Anaclasis (*an-ak'-las-is*) [ἀνακλάσις, a breaking off, or back]. 1. Reflection or refraction of light or sound. 2. A fracture; forcible flexion of a stiff joint.

Anaclastic (*an-ak-las'-tik*) [ἀνακλάσις, a breaking off, or back]. Pertaining to refraction, or to anaclasis.

Anaclisis (*an-ak'-lis-is*) [ἀνακλίσις, a reclining]. Decubitus; the reclining attitude.

Anacroasia (*an-ak-ro-a'-ze-ah*) [ἀν priv.; ἀκρόσις, hearing]. Inability to understand words that are heard, while the same words if read by the patient are understood.

Anacrotic (*an-ak-rof'-ik*) [*av* priv.; *ἀκροασις*, hearing]. Relating to or characterized by anacrotism.

Anacrotism (*an-ak'-ro-tizm*) [*ἀνακροτείνω*, to lift up and strike together]. A

peculiarity of the pulse-curve, when a series of closely placed elastic vibrations occur in the upper part of the line of ascent, so that the apex appears dentate and forms an angle with the line of descent. It takes place in dilatation and hypertrophy of the left ventricle, when extensibility of the arterial wall is diminished, in great diminution in the velocity of the blood-stream, after ligation of an artery, etc.



ANACROTIC RADIAL PULSE-TRACINGS
a, a, the anacrotic parts.

Anacusia (*an-ak-u'-se-ah*) [*av* priv.; *ἀκοίω*, to hear]. Complete deafness; abolition of the sense of hearing.

Anadenia (*an-ad-e'-ne-ah*) [*av* priv.; *ἀδήρ*, gland]. Insufficiency of glandular function. Chronic want of gastric secretion.

Anadicrotic (*an-ah-di-krot'-ik*) [*ἀνά*, upward; *δύο*, twice; *κροτός*, a stroke]. Characterized by anadicrotism.

Anadicrotism (*an-ah-dí'-krot-izm*) [*ἀνά*, upward; *δύο*, twice; *κροτός*, a stroke]. Dicrotism of the pulse-wave occurring in the upward stroke.

Anadidymous (*an-ad-id'-im-us*) [*ἀνά*, up; *δίδυμος*, a twin]. Cleft upward into two, while single below—said of certain joined twins.

Anadidymus (*an-ad-id'-im-us*) [*ἀνά*, up; *δίδυμος*, a twin]. An anadidymous monster.

Anadiplosis (*an-ah-díp-ló'-sis*) [*ἀνά*, up, back; *διπλῶναι*, to double]. The reduplication or redoubling of a fever-paroxysm.

Anadiploitic (*an-ah-díp-lot'-ik*) [*ἀνά*, up; *διπλῶναι*, to double]. Characterized by anadiplosis.

Anadipsia (*an-ah-díp'-se-ah*) [*ἀνά*, intensive; *δίψα*, thirst]. Intense thirst.

Anadipsic (*an-ah-díp'-sik*) [*ἀνά*, intensive; *δίψα*, thirst]. Causing or relating to great thirst.

Anadosis (*an-ad'-o-sis*) [*ἀνάδοσις*, distributing]. Vomiting; upward determination of blood.

Anadrom (*an-ad'-rom*) [*ἀνά*, up; *δραμῖναι*, to run]. In biology, a fish that ascends rivers to spawn.

Anadromous (*an-ad'-ro-mus*) [*ἀνάδρομος*, running up]. Ascending; moving upward. Said of pains, etc.

Anamatopoeisis (*an-e-mat-o-poi-e'-sis*). See *Anamatopoeisis*.

Anæmatosis (*an-e-mat-o'-sis*). See *Anematosis*.

Anæmia (*an-e'-mí-ah*). See *Anemia*.

Anæmotrophy (*an-e-mot'-ro-fe*). See *Anemotrophy*.

Anærobia (*an-a-er-o'-be-ah*) [*av* priv.; *ἀήρ*, air; *βίος*, life]. Microorganisms having the power of living without either air or free oxygen. **A.**, **Facultative**, applied to organisms normally or usually living in the presence of oxygen, but under certain circumstances becoming anaërobic.

Anaërobic (*an-a-er-o'-bik*) [*av* priv.; *ἀήρ*, air; *βίος*, life]. A term used of microorganisms, that live in the absence of free oxygen or air. See *Ærobic*.

Anaërobiosis (*an-a-er-o-bi-o'-sis*) [*av* priv.; *ἀήρ*, air; *βίος*, life]. Life sustained in the absence of free oxygen; the power of living where there is no free oxygen.

Anaërobiotic (*an-a-er-o-bi-o'-ik*). Same as *Anaërobious*.

Anaerobious (*an-a-er-o'-be-us*) [*av* priv.; *ἀήρ*, air; *βίος*, life]. In biology, capable of existing without free

oxygen by a power of obtaining oxygen from organic substances.

Anaërophyte (*an-a'-er-o-fít*) [*av* priv.; *ἀήρ*, air; *φυτόν*, a plant]. In biology, a plant capable of living without a direct supply of oxygen.

Anaëroplastic (*an-a-er-o-plas-tik*) [*av*., priv.; *ἀήρ*, air; *πλάσσειν*, to shape]. Pertaining to anaëroplasty.

Anaëroplasty (*an-a'-er-o-plas-te*) [*av* priv.; *ἀήρ*, air; *πλάσσειν*, to shape]. The treatment of wounds by immersion in warm water, so as to exclude the air.

Anæsthesia (*an-es-the'-ze-ah*). See *Anesthesia*.

Anæsthetic (*an-es-thet'-ik*). See *Anæsthetic*.

Anætiological (*an-e-te-o-ly'-ik-al*). See *Anætiological*.

Anagallis (*an-ag-al'-is*) [L.]. A genus of plants. **A.**

Arvensis, Pimpernel. An herb having some local reputation as a remedy for rheumatism and as a preventive of hydrophobia. Dose of the fluid extract ʒj.

Anagenensis (*an-aj-en-e'-sis*) [*ἀναγέννησις*, regeneration]. Reparation or reproduction of tissues.

Anagnostakis's Operation. See *Operations*, Table of.

Anagraph (*an'-a-graf*) [*αναγραφή*, a writing out]. A physician's prescription or recipe.

Anagyrin (*an-aj-i'-rin*) [*Anagyrin*, from *ἀνά*, backward; *γῆρας*, a circle], $C_{14}H_{18}N_2O_2$. An alkaloid from the seeds of *Anagyris fatida*, L., a leguminous shrub of Southern Europe. Its hydrochlorate is poisonous, slowing the respiration, and interfering with the heart's action. Unof.

Anakroasia (*an-ak-ro-al'-ze-ah*). See *Anacroasia*.

Anakusis (*an-ak-u'-sis*). See *Anacusia*.

Anal (*al'-nal*) [*anus*, the fundament]. Pertaining to the anus.

Analepsia (*an-al-ep'-se-ah*). See *Analepsis*.

Analepsis (*an-al-ep'-sis*) [*ἀνάληψις*, a taking up.] Recovery of strength after disease.

Analepsy (*an'-al-ep-se*). See *Analepsis*.

Analeptic (*an-al-ep'-tik*) [*ἀναληπτικός*, restorative]. **1.** Restorative. **2.** Any agent restoring strength after illness, as nourishing foods and tonics.

Analgen (*an-al'-jen*) [*av* priv.; *ἀλγος*, pain], $C_{26}H_{14}N_2O_4$. A white, tasteless, crystalline powder, almost insoluble in water, soluble with difficulty in cold alcohol, but more readily in hot alcohol and dilute acids. It melts at 406.4° F. It is employed as an analgesic, antineuralgic, and antipyretic, in doses of from seven and a half to thirty grains. Unof.

Analgesia (*an-al-jé'-ze-ah*) [*av* priv.; *ἀλγος*, pain]. Insensibility to or absence of pain.

Analgesic (*an-al-jé'-sik*) [*av* priv.; *ἀλγος*, pain]. **1.** Anodyne; relieving pain. **2.** Affected with analgesia.

3. A remedy that relieves pain either by depressant action on the nerve centers or by impairing the conductivity of nerve fibers.

Analgesin (*an-al-jé'-sin*). See *Antipyrin*.

Analgia (*an-al-jé'-ah*) [*av* priv.; *ἀλγος*, pain]. Paralysis of the sense of pain; absence of pain.

Analgic (*an-al-jik*) [*av* priv.; *ἀλγος*, pain]. Analgesic.

Analogism (*an-al-o-jizm*) [*ἀναλογισμός*, reasoning; *ἀνά*, through; *λόγος*, ratio]. Diagnosis by analogy or by reasoning.

Analogous (*an-al-o-gus*) [*ἀνάλογος*, conformable]. Conforming to, proportionate, answering to. See, also, *Analogue*. **A.** **Tissues**, morbid tissues similar to the elementary and normal tissues of the body.

Analogue (*an'-al-og*) [*ἀνάλογος*, conformable]. A part or organ having the same function as another, but with a difference of structure. The correlative term, *homologue*, denotes identity of structure with difference of function. The wing of the butterfly and that of the bird are *analogous*, but the wing of a bird and the arm of a man are *homologous*. **A.**, **Non-homologous**, are parts that have a similarity of

function without any similarity as to relative position, *e.g.*, the legs of a lizard and those of a lobster. **A., Homologous**, is used of parts that are similar both as to function and relative position, *e.g.*, the wings of a bat and of a bird.

Analysis (*an-ál-'is-is*) [*ána/íwv*, to unloose]. The resolution of compound bodies into simpler, or constituent parts. **A., Densimetric**, analysis of a subject by means of determining the specific gravity of the solution and thus estimating the amount of dissolved matter. **A., Gasometric**, the determination of the constituents of gaseous compounds, especially the determination of the amount of oxygen in samples of atmospheric air. **A., Gravimetric**, the quantitative determination by weight of the elements of a body. **A., Organic**, the determination of the elements of matter formed under the influence of life. The analysis of animal and vegetable tissues. **A., Proximate**, the determination of the simpler compound elements into which a substance may be resolved. **A., Qualitative**, the determination of the nature and number of elements that compose a body. **A., Quantitative**, the determination of the proportionate parts of the various elements of a compound. **A., Spectral**, the determination of the composition of a body by means of the spectroscope. **A., Ultimate**, the resolution of a compound, not into its simpler constituents, but its ultimate elements. **A., Volumetric**, the quantitative determination of a constituent by ascertaining the volume of a liquid required to complete a given reaction.

Analyzer (*an'-al-i-zer*) [*ána/íwv*, to unloose]. In microscopy, the Nicol prism placed at some level above the object which receives and exhibits the properties of light after polarization.

Anamirtin (*an-am-er'-tin*) [*Anamirta*, a genus of plants], $C_{19}H_{36}O_2$. A glycerid derived from *Cocculus indicus*, the berry-like fruit of *Menispermium cocculus*, L.

Anamnesia (*an-am-ne'-ze-ah*). See *Anamnesis*.

Anamnesis (*an-am-ne-ou'-ik*) [*ánámnēsis*, a recalling to mind]. 1. The faculty of memory; recollection. 2. That which is recollected: information gained regarding the past history of a case from the patient or from his friends or from other persons.

Anamnestic (*an-am-nes'-tik*) [*ánámnēstik*, a recalling to mind]. 1. Recalling to mind; remembering. 2. Restorative of the memory.

Anamnia (*an-am'-ne-ah*). See *Anniota*.

Anamniotic (*an-am-ne-ou'-ik*). Same as *Anamniotic*.

Anamniotic (*an-am-ne-ou'-ik*) [*án priv.*; *ánion*, amnion]. In biology, without an amnion, as fishes.

Anamorphism (*an-am-orf'-izm*). Same as *Anamorphosis*.

Anamorphosis (*an-am-orf-ó'-sis*) [*ánamorfōsis*; *ána*, again; *μορφώνειν*, to form]. Distortion or anomaly of development. In biology, gradual change of form in successive members of a group.

Anamorphosy (*an-am-orf-fo-se*). See *Anamorphosis*.

Anam Ulcer. A form of phagedena such as is common in hot countries. It begins with an inflammation starting from a small abrasion of the skin, generally on the foot and leg, with sloughing of the inflamed skin, producing a sharp-cut ulcer that spreads slowly, preceded by an area of inflammation. Its course is remarkably slow, and its resistance to treatment obstinate. Syphilis and anemia are predisposing factors.

Anandria (*an-an'-dre-ah*) [*án priv.*; *ánōp*, man]. Lack of virility; male impotence.

Anandrous (*an-an'-drous*) [*án priv.*; *ánōp*, a male]. In biology, without stamens.

Anantherous (*an-an'-ther-us*) [*án priv.*; *anthera*, anther]. In biology, without anthers.

Ananthis (*an-an'-this*) [*án priv.*; *ánthos*, a flower]. In biology, destitute of flowers.

Anantochasmus (*an-an-to-ka'-tus*) [*ánantōchē*, steep; *χασμα*, a chasm]. Lissauer's term for a skull in which there is a forward inclination of the line connecting the basion and staphylon.

Anantocoryphus (*an-an-to-ko'-rif-us*) [*ánantōchē*, steep; *κορυφή*, the crown]. Lissauer's term for a skull in which the angle formed between the radius fixus and the line connecting the bregma and lambda is between 52° and 41° .

Anantopyl (*an-an'-o-fal*) [*ánantōchē*, steep, up-hill; *πίλη*, an entrance]. A term applied by Lissauer to skulls in which the foramen magnum looks slightly forward when referred to the radius fixus as a horizontal.

Ananturaniscus (*an-an-tu-ran-is'-kus*) [*ánantōchē*, steep; *ἀντανισκος*, canopy, vault]. Lissauer's term for a skull in which there is a forward inclination of the line joining the alveolar point and the posterior border of the incisive foramen.

Ananturanus (*an-an-tu-ral'-nus*) [*ánantōchē*, steep; *ἀντανός*, the vault]. Lissauer's term for a skull in which the radius fixus being horizontal, there is a forward-looking of the palate.

Anapeiratic (*an-ap-i-rat'-ik*) [*ánaπείρασταί*, to do again]. Due to frequent repetition; a general term for such affections as writers' and telegraphers' cramp, or paralysis.

Anaphalantiasis (*an-af-al-an-ti'-as-is*) [*ána*, up; *ἀλάθος*, bald in front]. The falling out of the eye-brows.

Anaphases (*an-af-a'-sez*) [*ána*, up; *οἰστικ*, a phase]. In biology, the phenomena of karyokinesis immediately preceding the formation of the daughter stars, and up to the formation of the resting daughter nuclei. See *Metaphases*.

Anaphia (*an-a'-fē-ah*) [*án priv.*; *αίσι*, touch]. Defect in the sense of touch.

Anaphrodisia (*an-af-ro-di'-e-ah*) [*án priv.*; *Ἀφροδίτη*, Venus]. Absence or impairment of sexual appetite.

Anaphrodisiac (*an-af-ro-di'-e-ak*) [*án priv.*; *Ἀφροδίτη*, Venus]. 1. Relating to, affected by, or causing anaphrodisia. 2. An agent that allays the sexual desire.

Anaphroditic (*an-af-ro-dit'-ik*) [*án priv.*; *Ἀφροδίτη*, Venus]. Asexually produced.

Anaphroditous (*an-af-ro-dit'-us*) [*án priv.*; *Ἀφροδίτη*, Venus]. Having no sexual impulses or appetite.

Anaplaste (*an'-ap-laz*) [*ána*, up; *πλάσσειν*, to build]. The stage of growth and development; the period before full maturity.

Anaplast (*an'-ap-last*) [*ánaπλάσσειν*, to shape]. See *Leucoplast*.

Anaplastic (*an-ap-las'-tik*) [*ánaπλάσσειν*, to build up]. 1. Relating to anaplasty; restoring a lost or defective part. 2. An agent that facilitates repair by restoring or increasing the plastic elements of the blood.

Anaplasty (*an'-ap-las-tē*) [*ánaπλάσσειν*, to build up]. Operation for the renewal or restoration of lost parts, commonly called a plastic operation; plastic surgery.

Anaplerosis (*an-ap-le-ro'-sis*) [*ána*, up; *πλήρωσιν*, to fill]. The restoration or repair of a wound, sore, or lesion in which there has been a loss of substance.

Anaplerotic (*an-ap-le-ro'-tik*) [*ána*, up; *πλήρωσιν*, to fill]. 1. Promotive of repair, favoring granulation. 2. A remedy or application that promotes repair.

Anapneometer (*an-ap-ne-om'-et-er*) [*ánaπνοή*, respiration; *μέτρον*, a measure]. An anapnograph.

Anapnograph (*an-ap'-no-graf'*) [*ἀναπνοή*, respiration; *γράφω*, to write]. An apparatus registering the movements of inspiration and expiration, together with the quantity of air inhaled.

Anapnoic (*an-ap-no'ik*) [*ἀνα*, against; *ἀπνοια*, want of breath]. Favoring respiration; relieving dyspnea.

Anapnometer (*an-ap-nom'e-tēr*) [*ἀναπνοή*, respiration; *μέτρον*, a measure]. An anapnoemeter.

Anapophysis (*an-ap-ōf'is-is*) [*ἀνα*, back; *ἀπόφυσις*, an outshoot]. An accessory process of a lumbar or posterior dorsal vertebra, corresponding to the inferior tubercle of the transverse process of a typical dorsal vertebra.

Anarcotin (*ah-nar'ō-ko-tin*) [*ἀ* priv.; *ναρκωτικός*, narcotic]. Narcotin, so called from its lack of narcotic power.

Anargyrus (*an-ar'jū-rūs*) [*ἀν* priv.; *ἀργυρος*, silver; *ῥ. Anargyri*]. An old name for a practitioner who treated the sick gratuitously.

Anarrrhea, or **Anarrrhœa** (*an-ar-r'ah*) [*ἀνά*, up; *ῥοα*, flow]. Afflux to an upper part, as of blood to the head.

Anarrhæxis (*an-ar-ks'is*) [*ἀνά*, up; *ῥήξις*, fracture]. Surgical refracture of a bone.

Anarthria (*an-ar'thri-ah*) [*ἀν* priv.; *ἄρθρον*, articulation]. 1. Partial aphasia from partial destruction of the paths of the motor tracts of speech, and characterized by defective articulation. 2. Without joints.

Anarthrous (*an-ar'thūs*) [*ἀν* priv.; *ἄρθρον*, a joint]. Jointless. So corpulent that no joints are visible.

Anasarca (*an-as-sar'kah*) [*ἀνά*, through; *σάρξ*, the flesh]. An accumulation of serum in the areolar tissues of the body. If associated with effusion of fluid into serous cavities it is called *general dropsy*. If the affection is local, it is called *œdema*. This local form is generally the result of some mechanical obstruction to the flow of blood in the part.

Anasarcous (*an-ah-sar'kūs*) [*ἀνά*, through; *σάρξ*, the flesh]. Affected with anasarca.

Anaspadias (*an-as-pa'de-as*) [*ἀνά*, up; *σπάειν*, to draw]. An urethral opening upon the upper surface of the penis.

Anastaltic (*an-as-tal'tik*) [*ἀνασπάλτικος*, checking, putting back, or up; *στέλλειν*, to send]. 1. Strongly astringent. 2. Centripetal; afferent; used of nerve-currents.

Anastasis (*an-as'tas-is*) [*ἀνάσσεις*, a setting up]. Recovery; convalescence; a state of improving health, vigor, or development.

Anastate (*an'-as-tat*) [*ἀνάστατος*, caused to rise]. Any substance that appears in or is characteristic of an anabolic process.

Anastatic (*an-as-tat'ik*) [*ἀνάστατος*, caused to rise]. Tending to recovery; restorative.

Anastole (*an-as'to-lē*) [*ἀνασπώω*, retracted]. Retraction; shrinking away, as of the lips of a wound.

Anastom (*an'-as-tom*) [*ἀνά*, above; *σθῆμα*, mouth]. Any mouthless organism; specifically, a member of the genus *Anastomia*, among the Gastro-pods or Orthopoda, or *Anastomus* among the Salmonidæ.

Anastomosis (*an-as-to-mō'sis*) [*ἀνασπώνω*, to bring to a mouth]. The intercommunication of vessels. *Anastomotic arteries of the thigh*, etc., branches of the brachial, femoral, etc., whereby the collateral circulation is established after ligation for aneurysm, etc. The term has been inaccurately used of the junction of the nerve-filaments. **A.**, **Crucial**, an arterial anastomosis in the upper part of the thigh, formed by the anastomotic branch of the sciatic, the first perforating, the internal circumflex, and the transverse branch of the external circumflex. **A.**, **Intestinal**, an operation consisting in establishing a communication between the intestine above and that below the obstruc-

tion, in cases of intestinal obstruction. In this way the impermeable portion of the bowel is excluded from the fecal circulation.

Anastomotic (*an-as-to-mō't-ik*) [*ἀνασπώνω*, to bring to a mouth]. Pertaining to anastomosis.

Anatherapeusis (*an-ath-er-ap-u'sis*) [*ἀνά*, forward; *θεραπεύω*, medical treatment]. Treatment by increasing doses.

Anathrespis (*an-ath-erf'sis*) [*ἀνάθρησις*, a fresh growth]. A renewal of lost flesh after recovery.

Anathreptic (*an-ath-erf'tik*) [*ἀνάθρησις*, a fresh growth]. Restorative of lost flesh; nutritive.

Anatomical (*an-at-ōm'ik-al*) [*ἀνατομία*, anatomy]. Pertaining to anatomy. **A.** **Tubercle**. See *Tubercula necrogenica*.

Anatomism (*an-at-ōm-izm*) [*ἀνατομία*, anatomy]. The theory that anatomical conditions determine all the phenomena of life, health, and disease.

Anatomist (*an-at-ōm-ist*) [*ἀνατομία*, anatomy]. One who is expert in anatomy. **A.**'s **Snuff-box**, the triangular space between the tendons of the extensor of the metacarpal bone of the thumb and the extensor of the first phalanx on the back of the hand.

Anatomy (*an-at-ō-mē*) [*ἀνά*, up, apart; *τέμνειν*, to cut]. The dissection of organic bodies in order to study their structure, the situations and uses of their organs, etc.

A., **Applied**, anatomy as concerned in the diagnosis and management of pathological conditions. **A.**, **Comparative**, the investigation and comparison of the anatomy of different orders of animals or of plants, one with another. **A.**, **Descriptive**, a study of the separate and individual portions of the body, apart from their relationship to surrounding parts. **A.**, **Gross**, anatomy of the macroscopic tissues. **A.**, **Homological**, the study of the correlations of the several parts of the body. **A.**, **Minute**, that studied under the microscope. **A.**, **Morbid or Pathological**, a study of diseased structures. **A.**, **Physiognomical**, the study of expressions depicted upon the exterior of the body, especially upon the face. **A.**, **Regional**, a study of limited parts or regions of the body, the divisions of which are collectively or peculiarly affected by disease, injury, operations, etc. **A.**, **Surgical**, the application of anatomy to surgery. **A.**, **Topographical**, the anatomy of a single portion or part of the body. **A.**, **Transcendental**, the study of the general design of the body, and of the particular design of the organs. **A.**, **Veterinary**, the anatomy of domestic animals.

Anatripsis (*an-at-rip'sis*) [*ἀνάτριψις*, a rubbing]. Rubbing; the removal of a part or growth by scraping or rubbing; incision. Also an upward or centripetal movement in massage.

Anatripsology (*an-at-rip-sol'ō-jē*) [*ἀνάτριψις*, a rubbing; *λόγος*, science]. The science of friction as a remedial agent.

Anatriptic (*an-at-rip'tik*) [*ἀνάτριψις*, a rubbing]. A medicine to be applied by rubbing.

Anatropal (*an-at-ro-pal*) [*ἀνατρέπειν*, to turn upside down]. See *Anatropous*.

Anatropous (*an-at-ro-pūs*) [*ἀνά*, up; *τρέπειν*, to turn]. In biology, inverted. Applied to the ovule when completely inverted, so that the hilum and micropyle are brought close together.

Anaudia (*an-ā-dē-ah*) [*ἀν* priv.; *αἰδή*, voice]. Loss of voice; dumbness; inability to articulate.

Anaxonia (*an-aks-ō-nē-ah*) [*ἀν* priv.; *ἄξων*, axle, axis]. In biology, organic forms wholly irregular or varying, and without axes.

Anazoturia (*an-as-ōt'ū-re-ah*) [*ἀν* priv.; *azotum*, nitrogen; *οὔρον*, urine]. A name applied to that form of chronic diuresis in which urea is deficient or absent from the urine.

Anbury (*an'-ber-e*) [E. dialect]. A soft tumor or pendulous wart, chiefly on horses and cattle.

Anacerite (*an-se'-ser-it*) [*ἀγκῆ*, bent; *κέρα*, a horn]. In biology, a growth process attached to the peduncle of the second pair of antennæ in certain crustacea.

Ancestral germ-plasms. Weismann's "*Ähnplasmen*." See *Id.*

Anchieta (*an-che'-a'-tah*) [Anchieta, a Brazilian botanist]. A genus of violaceous plants. *A. salutaris*, vegetable mercury. The root of a violaceous plant growing in Brazil, highly recommended as a purgative, and as an alterative in syphilitic affections; it is possibly identical with *Manaca*, *q. v.*

Anchilops (*ang'-kil-ops*). See *Anchylops*.

Anchorage (*ang'-kor-aj*) [M. E., *ankron*, an anchor]. The fixation of a floating or displaced viscus, whether by a natural process or by surgical means.

Anchusa (*ang-ku'-sah*) [*ἄγυσα*, alkanet]. A genus of boraginaceous herbs. See *Alkanet*.

Anchusin (*ang'-ku-sin*) [*ἄγυσα*, alkanet]. $C_{33}H_{40}O_8$. The red coloring matter characteristic of alkanet-root. See *Alkanet*.

Anchyloglossia (*ang-kil-o-glos'-e-ah*). See *Tongue-tie*.

Anchylops (*ang'-kil-ops*) [*ἄχι*, near; *ὄψ*, the eye]. Abscess at inner angle of eye, prior to rupture.

Anchylosis (*ang-kil-o'-sis*). See *Ankylosis*.

Anchylostomiasis (*ang-kil-o-sto-mi'-as-is*). See *Dochmiasis*.

Anchylostomum (*ang-kil-o'-sto-mum*) [*ἄγκύρω*, crooked; *στόμα*, mouth]. A genus of slender nematoid worms inhabiting the human intestines. *Dochmius* (*Anchylostoma*) *duodenalis*. Leuck. See *Parasites, Animal, Table of*.

Ancipital (*an-sip'-it-al*) [*ancaps*, double]. In biology, two-edged.

Ancome (*an'-kum*) [E. dialect]. An inflammation or swelling that comes on suddenly.

Ancon (*ang'-kon*) [*ἄγκων*, the elbow]. Originally the olecranon process; applied to the elbow generally.

Anconad (*ang'-ko-nad*) [*ἄγκων*, the elbow]. Toward the olecranon, or elbow.

Anconagra (*ang-kon-a'-grah*) [*ἄγκων*, the elbow; *ἄρα*, a seizure]. Arthritic pain at the elbow.

Anconal (*ang'-kon-al*) [*ἄγκων*, the elbow]. Pertaining to the elbow.

Anconéal (*ang-ko'-ne-al*). Same as *Anconal*.

Anconen (*ang'-kon-en*) [*ἄγκων*, the elbow]. Belonging to the ancon in itself.

Anconeus (*ang-ko-ne-us*) [*ἄγκων*, the elbow]. A small muscle, an extensor of the forearm, inserted into the olecranon and upper third of the forearm. It arises from the external condyle of the humerus. See *Muscles, Table of*.

Anconoid (*ang'-kon-oid*) [*ἄγκων*, the elbow]. Resembling the elbow.

Ancora (*ang'-ko-rah*) [L., an anchor]. In biology, an anchor-shaped Synapta spicule.

Ancyloblepharon (*an-sil-o-blef'-ar-on*). See *Ankyloblepharon*.

Ancyloglossum (*an-sil-o-glos'-um*). See *Tongue-tie*.

Ancylomele (*an-sil-o-me'-le*). See *Ankylocele*.

Ancylroid (*an'-siv-oid*) [*ἄγκυρα*, anchor; *είδος*, form]. Shaped like an anchor.

Andersch's Ganglion. See *Ganglia, Table of*.

Anderson's Antipruritic Powder. A powder used in eczema. It consists of powdered starch, $\overline{5}$ vj; oxid of zinc, $\overline{3}$ iss; powdered camphor, $\overline{3}$ ss.

Anderson's (McCall) Ointment. An ointment consisting of powdered bismuth oxid $\overline{5}$ j, oleic acid f $\overline{5}$ j, white wax $\overline{3}$ ij, vaselin $\overline{5}$ ix. These are heated together and when nearly cool a little oil of rose is added. It is an excellent soothing ointment for the skin.

Anderson's Pill. The compound gamboge pill.

Andira (*an-di'-rah*) [L.]. A genus of tropical leguminous trees. *A. araroba*, affords the Goa Powder (see *Araroba*). Several species yield active medicines, chiefly of local repute. *A. incensis* (Cabbage tree). *A. anthelmintica*, of Brazil, and *A. retusa*, of Guiana, have barks efficacious against worms.

Andranatomy (*an-dran-at'-o-mi*) [*ἀνδρ*, a man; *ἀνατομή*, anatomy]. Human anatomy; the anatomy or dissection of the male human subject.

Andrecium, or **Andræcium** (*an-dre'-se-um*) [*ἀνδρ*, a man; *οἶκος*, a house]. In biology, a term applied to the stamens as a whole.

Androclinium (*an-dro-kin'-e-um*). See *Clyndrium*.

Andro-dicous (*an-dro-di-e'-she-us*) [*ἀνδρ*, male; *δις*, two; *οἶκος*, a house]. In biology, flowers staminate on one plant, perfect on another.

Androgalactozemia (*an-dro-gal-ak-to'-ze-me-ah*) [*ἀνδρ*, man; *γάλα*, milk; *ζημία*, loss]. The presence of milk in the male mamme.

Androgonidium (*an-dro-gon-id'-e-um*). See *Androspore*.

Androgyna (*an-droj'-in-ah*) [*ἀνδρ*, man; *γυνή*, woman]. An hermaphrodite; a female in whom the genital organs are similar to those of the male.

Androgyneity (*an-droj-in-e'-it-e*) [*ἀνδρ*, man; *γυνή*, woman]. Hermaphroditism.

Androgynism (*an-droj'-in-izm*) [*ἀνδρ*, man; *γυνή*, woman]. Hermaphroditism.

Androgynous (*an-droj'-in-us*) [*ἀνδρ*, man; *γυνή*, woman]. Hermaphroditic. In biology, having male and female flowers in the same inflorescence.

Androgynus (*an-droj'-in-us*) [*ἀνδρ*, man; *γυνή*, woman]. An hermaphrodite. A male with genital organs similar to those of the female.

Androgyny (*an-droj'-in-e*). See *Androgynism*.

Andrology (*an-drol'-o-je*) [*ἀνδρ*, man; *λόγος*, science].
1. The science of man, especially of the male sex.
2. The science of the diseases of the male genito-urinary organs.

Andromania (*an-dro-ma'-ne-ah*) [*ἀνδρ*, a man; *μανία*, madness]. Nymphomania, *q. v.*

Andromeda (*an-drom'-e-dah*) [*Ἀνδρομέδη*, a mythological character]. A genus of Ericaceæ shrubs having poisonous or narcotic properties. The leaves of *A. maritima* and *A. nitida*, of North America, and of *A. polyfolia* of both continents, are useful in the external treatment of old ulcers, a decoction being applied hot to the sore. Unof.

Andromonæcius (*an-dro-mo-ne'-she-us*) [*ἀνδρ*, male; *μόνος*, single; *οἶκος*, house]. In biology, of or pertaining to a plant that bears staminate and perfect, but no pistillate flowers.

Andromorphous (*an-dro-mor'-fus*) [*ἀνδρ*, man; *μορφή*, form]. Shaped like a man.

Androphobia (*an-dro-fō'-be-ah*) [*ἀνδρ*, man; *φοβός*, dread]. Fear or dislike of man.

Androphonomania (*an-dro-fō-no-ma'-ne-ah*) [*ἀνδροφονος*, man-killing; *μανία*, madness]. Homicidal insanity.

Androphore (*an'-dro-fōr*) [*ἀνδρ*, man; *οἴσιν*, to bear]. In biology, a stalk supporting an andrecium, a staminal column, or a body supporting an antheridium. In biology, a generative bud of a hydrozoan producing male elements only.

Andropogon (*an-dro-pō'-gon*) [*ἀνδρ*, man; *πῶγον*, beard]. A genus of coarse grasses of many species. *A. nardus* affords oil of citronella; *A. citratus*, lemon-grass oil; *A. schwanthus*, oil of rusa, etc. These oils are employed in perfumery, and are said to be useful in rheumatism. The oil-bearing andropogons are chiefly S. Asiatic. Unof.

Androsporangium (*an-dro-spo-ran'je-um*) [*ἀνδρ*, man; *σπορα*, a spore; *ἀγγειον*, a vessel]. In biology a sporangium producing androspores.

Androspore (*an'-dro-spor*) [*ἀνδρ*, a man; *σπόρος*, seed]. In biology, the peculiar swarmspore of the *Eidogonice* which develops to a "dwarf male" and gives rise to antherozoids.

Androtomous (*an-drot'-o-mus*) [*ἀνδρ* a man; *τευτεῖν*, to cut]. In biology, characterized by congenital division of the stamens into several parts.

Androtomy (*an-drot'-o-mē*). See *Androtomy*.

Andrum (*an'-dru-m*) [*Guzerati andrum*; *ἀνδρῶν*]. A form of elephantiasis *Arabum* characterized by edema of the scrotum.

Aneccrisia (*an-ek-ri'-se-ah*) [*ἀν* priv.; *εκ*, out; *κρῖσις*, separation]. The suppression or deficiency of any excretion.

Anechinoplacid (*an-ek-i-no-plas'tid*) [*ἀν* priv.; *ἐχίνος*, a hedgehog; *πλατῆ*, a plate]. In biology, having the madreporic plate destitute of spines; the opposite of *Echinoplacid*.

Anectasia (*an-ek-ta'-se-ah*). See *Anectasis*.

Anectasis (*an-ek'-tas-is*) [*ἀν* priv.; *ἐκτασις*, extension]. Deficient size of an organ or part.

Aneilema (*an-i-le'-mah*) [*ἀνα*, up; *εἰλέειν*, to roll]. Flatulence; air or wind in the bowels; colic.

Anelectric (*an-el-ek'-trik*) [*ἀν* priv.; *ἤλεκτρον*, amber]. Readily giving up electricity.

Anelectrode (*an-el-ek'-trod*) [*ἀνά*, upward; *ἤλεκτρον*, amber; *ὁδός*, a path]. The positive pole of a galvanic battery.

Anelectrotonic (*an-el-ek-tro-ton'ik*) [*ἀν* priv.; *ἤλεκτρον*, electricity; *τόνος*, tension]. Relating to anelectrotonus. **A. Zone**. See *Zone*.

Anelectrotonos (*an-el-ek-trot'-o-nos*) [*ἀν* priv.; *ἤλεκτρον*, electricity; *τόνος*, tension]. Anodal electrotonus.

Anelectrotonus (*an-el-ek-trot'-o-nus*) [*ἀν* priv.; *ἤλεκτρον*, electricity; *τόνος*, tension]. In electrotherapy, the decreased functional activity that occurs in a nerve in the neighborhood of the anode. See *Electrotonus* and *Catelectrotonus*.

Anel's Operation. See *Operations, Table of*. **A. Probe**, or **Sound**, a fine probe used in operations upon the lachrymal passages. **A. Syringe**, a syringe used in injecting fluids into the lachrymal passages.

Anelytrous (*an-el'-it-ri-us*) [*ἀν* priv.; *ἄντρον*, shard]. In biology, with membranous wings, and no elytra.

Anematopoesis (*an-e-mat-o-poi'-e-sis*) [*ἀν* priv.; *αἷμα*, blood; *ποίησις*, a making]. Deficient formation of blood.

Anematosis, or **Anæmatosis** (*an-e-mat'-e-sis*) [*ἀναίματος*, bloodless]. **1.** General, or idiopathic anemia; the morbid state or process that leads to anemia; that diathesis that is associated with an anemic tendency. **2.** Anemia dependent on want of development of the red corpuscles of the blood.

Anemia (*an-el'-ne-ah*) [*ἀν* priv.; *αἷμα*, blood]. Deficiency of blood, or deficiency of the relative number of its red corpuscles, the latter being the most generally understood meaning and use of the term. It may be *general* or *local*. Ischemia is a form of local anemia, and is the result of mechanical interference with the circulation of the affected part, either from vaso-motor spasm, thrombosis, embolism, or the action of styptics. The cause of general anemia is often obscure, or it may be due either to an insufficient food-supply and excessive drain or blood-waste, or from repeated hemorrhages or exhausting discharges. The action of certain poisons, as mercury and lead, will also produce a form of anemia. Prolonged anemia will give rise to fatty degeneration of the organs and tissues. *Idiopathic*, *pernicious*, *es-*

sential, *progressive*, *malignant*, etc., are terms denoting a type resisting all treatment and steadily progressing to a fatal termination. **A. Idiopathic**, advances to a fatal issue, and is associated with febrile symptoms; its causation is not evident; it is called also *Primary Anemia*. **A. Local**. See *Hyperemia*, *Ischemia*, and *Anemia*. **A. lymphatic**. Synonym of *Hodgkin's Disease*. See *Lymphadenoma*. **A. Primary**. See *A. Idiopathic*. **A. Secondary**, or **Symptomatic**, follows some ascertainable lesion or injury, or from some other disease. **A. Symptomatic**. See *A. Secondary*.

Anemiate, or **Anæmiate** (*an-el'-me-āt*) [*ἀν* priv.; *αἷμα*, blood]. Affected with anemia.

Anemiated, or **Anæmiated** (*an-el'-me-a-ted*). See *Anemic*.

Anemied, or **Anæmied** (*an-el'-mid*) [*ἀν* priv.; *αἷμα*, blood]. Anemic.

Anemic, or **Anæmic** (*an-em'-ik*, *an-el'-mik*) [*ἀν* priv.; *αἷμα*, blood]. Pertaining to anemia. **A. Murmur**, a blood murmur, or soft murmur heard at the base of the heart over the great vessels. **A. Necrosis**, a necrosis or death of scattered patches of the heart muscle, due to a want of nourishment. It arises from atheroma occluding the cardiac arteries and their branches.

Anemometer (*an-e-mom'-et-er*) [*ἀνεμος*, wind; *μέτρον*, a measure]. An instrument for measuring the velocity of the wind.

Anemometry (*an-e-mom'-et-re*) [*ἀνεμος*, wind; *μέτρον*, a measure]. The art of measuring the velocity and direction of the wind, principally by means of the *anemometer*.

Anemone (*an-em'-o-ne*) [*ἀνεμώνη*, wind flower]. An important genus of ranunculaceous herbs, most of which have active medicinal and poisonous qualities, and some of which are used in medicine. See *Pulsatilla*.

Anemonin (*an-em'-o-nin*) [*ἀνεμώνη*, wind-flower], C₁₅-H₁₂O₆. The active principle of the *Anemone*. It is given in bronchitis, asthma, and convulsive cough. Dose gr. 1/4-3/4 twice daily.

Anemol (*an-em'-ol*) [*ἀνεμώνη*, wind-flower; *oleum*, oil]. The volatile oil extracted from anemone; it is a powerful vesicant.

Anemophilous (*an-em-ōf'-il-us*) [*ἀνεμος*, wind; *φίλος*, loving]. Depending for cross-fertilization upon the agency of the wind, as certain flowers.

Anemosis, or **Anæmosis** (*an-em'-e-sis*) [*ἀν* priv.; *αἷμα*, blood]. Defective supply of blood; anemia dependent on want of red blood corpuscles. See *Anematosis*.

Anemotrophy, or **Anæmotrophy** (*an-em-ōf'-ro-fe*) [*ἀν* priv.; *αἷμα*, blood; *τροφή*, nourishment]. A deficiency of blood nourishment; an impoverished state of the blood.

Anencephalia (*an-en-sef-al'-le-ah*) [*ἀν* priv.; *ἐγκέφαλος*, brain]. Congenital absence of the brain.

Anencephalic (*an-en-sef-al'-ik*) [*ἀν* priv.; *ἐγκέφαλος*, brain]. Pertaining to or characterized by anencephalia.

Anencephalohemia (*an-en-sef-al-o-he'-me-ah*) [*ἀν* priv.; *ἐγκέφαλος*, brain; *αἷμα*, blood]. Insufficiency of blood in the brain.

Anencephaloid (*an-en-sef'-al-oid*) [*ἀν* priv.; *ἐγκέφαλος*, brain]. Pertaining to anencephalia.

Anencephaloneuria (*an-en-sef-al-on-ū'-re-ah*) [*ἀν* priv.; *ἐγκέφαλος*, brain; *νεῦρον*, a nerve]. Imperfect nerve-action of the brain.

Anencephalotrophia, or **Anencephalotrophy** (*an-en-sef-al-o-tro'-fe-ah* or *-lof'-ro-fe*) [*ἀν* priv.; *ἐγκέφαλος*, brain; *τροφή*, nutrition]. Atrophy, or lack of nutrition of the brain.

Anencephalus (*an-en-sēf' al-us*) [*āv* priv.; *ἐγκεφαλον*, brain]. 1. A species of single autistic monsters in which there is neither a trace of the brain nor a rudimentary representative of it. 2. According to Saint Hilaire, a variety of the above species in which there is extensive laying open of the spinal canal with absence of the spinal cord.

Anencephaly (*an-en-sēf' al-ē*). See *Anencephalia*.

Anenergesia (*an-en-er-jē' zē-ah*). See *Anenergia*.

Anergia (*an-en-er' jē-ah*) [*āv* priv.; *ἐνέργεια*, energy]. Lack of vigor or power.

Anenteremia (*an-en-ter' ē-mē-ah*) [*āv* priv.; *ἔντερον*, an intestine; *αἷμα*, blood]. Bloodless condition of the bowels.

Anenteroneuria (*an-en-ter-ō-nū' rē-ah*) [*āv* priv.; *ἔντερον*, an intestine; *νεῦρον*, a nerve]. Intestinal atony.

Anenterotrophia (*an-en-ter-ō-trōf' jē-ah*) [*āv* priv.; *ἔντερον*, an intestine; *τροφή*, nourishment]. Defective intestinal nutrition.

Anenterous (*an-en' ter-us*) [*āv* priv.; *ἔντερον*, intestine]. In biology, having no intestine, as a tapeworm or a fluke.

Anepia (*an-ep' ē-ah*) [*āv* priv.; *φωνή*, speechless]. Inability to speak.

Anepiploic (*an-ep-ip-lō' ik*) [*āv* priv.; *ἔπιπλον*, the caul]. Having no epiploön.

Anepithymia (*an-ep-ē-thim' ē-ah*) [*āv* priv.; *ἐπιθυμία*, desire]. Loss of any natural appetite.

Anerethisia (*an-er-eth-iz' ē-ah*) [*āv* priv.; *ἐρεθίζω*, to excite]. Imperfect irritability, as of a muscle or nerve.

Anergia (*an-er' jē-ah*) [*āv* priv.; *ἐργον*, work]. Sluggishness; inactivity.

Anergic (*an-er' jik*) [*āv* priv.; *ἐργον*, work]. Characterized by sluggishness; as *anergic* dementia. **A. Stupor**. See *Insanity, Stuporous*.

Aneroid (*an' er-oid*) [*ā* priv.; *νηρός*, wet; *είδος*, form]. Dispensing with a fluid, as quicksilver. **A. Barometer**. See *Barometer*.

Anerythroblepsia (*an-er-ith-ro-blep' se-ah*). Same as *Anerythroptia*.

Anerythroblepsy (*an-er' ith-ro-blep-se*). Same as *Anerythroptia*.

Anerythroptia (*an-er-ith-ropt' se-ah*) [*āv* priv.; *ἐρυθρός*, red; *ὄψις*, sight]. Subnormal color perception of red. See *Blindness*.

Anesis (*an' es-is*) [*āv* priv.; *ἀνάσις*, remission]. An abatement or relaxation in the severity of symptoms.

Anesthesia, or Anæsthesia (*an-es-thez' ē-ah*) [*ἀνασθησία*, want of feeling]. A condition of insensibility or loss of feeling due to pathological conditions of the centers, conducting paths of the nerves, or the peripheral terminations of the same, or to artificial production by means of anesthetics. **A., Bulbar** or **Central**, due to central disease. **A., Crossed**, anesthesia on one side of the organism, due to a central lesion of the other side. **A., Doll's Head**, a form of anesthesia extending over the head, neck, and upper part of the chest. **A. dolorosa**, severe pain experienced after the occurrence of complete motor and sensory paralysis, a symptom observed in certain diseases of the spinal cord. **A., Local**, of a limited part of the body. **A., Muscular**, loss of the muscular sense. **A., Peripheral**, depending upon conditions of the end-organs of the nerves. **A., Surgical**, by means of anesthetics for the purpose of preventing pain, producing relaxation of muscles, or for diagnostic purposes.

Anesthesiometer (*an-es-thez-im' ē-er*) [*ἀνασθησιμῆτρον*, want of feeling; *μέτρον*, a measure]. An instrument to measure the amount of an anesthetic administered in a given time.

Anesthetic, or Anæsthetic (*an-ē-thet' ik*) [*āv* priv.; *αἰσθησάτωρ*, to feel]. A substance that produces insensibility to feeling or to acute pain, diminished muscular action, and other phenomena. Anesthetics may be general, local, partial and complete. **A., General**; the following are the substances that have been used for general anesthesia: AMALINE, $C_{12}H_{10}$, a mobile liquid, thin, colorless, translucent; action rapid, producing partial anesthesia. It is used in Germany under the name of *Pental*; it is best administered by means of Junker's inhaler, which modifies its unpleasant odor; it should not be brought near a flame. CARBON TETRACHLORIDE, not so irritating to the organs of respiration, but far more dangerous than chloroform. CHLORAL HYDRATE, action indirect and incomplete. Rarely, if ever, now used. CHLOROFORM, by inhalation. Largely employed in general surgery. It seems to have a selective action upon the nervous system, and also exercises a direct influence upon the muscular tissues of the heart. It paralyzes the vaso-motor system, and death results from cardiac paralysis. Chloroform should always be administered freely mixed with air. The *Method of a Fine Mixture*, however, as recommended by Clover, and Bert, while admirable in theory, is not entirely practical. The *Lister Method*, also known as the *Snow* or *Open Method* of administering chloroform, consists in pouring a small amount of the anesthetic upon a common towel arranged in a square of six folds, and holding this as near to the face as can be borne without inconvenience. Various inhalers have been devised for the administration of chloroform, the best of which are *Clover's*, which consists of a large bag capable of containing a given volume of air, into which the vapor of a given quantity of chloroform is allowed to enter, the mixture being so arranged that the tension of chloroform vapor in the air is maintained below 4.5 per cent; *Junker's*, as modified by *Dudley Buxton*, which consists in the inhalation of air containing the chloroform vapor, the latter being taken up by pumping the air through a bottle containing half an ounce of the anesthetic; *Köhne and Sassemann* have modified the foregoing by doing away with the intermittent, jerky delivery of the vapor and by adding to the face-piece an expiration-valve guarded by a stiff feather, which, rising in expiration and falling in inspiration, registers the force and strength of respiration (*Feather respiration registers*); *Snow's* apparatus is a modification of *Snow's*, substituting a gutta-percha covering for the cold-water jacket of *Snow*; *Snow's inhaler* consists of a metallic cylindrical vessel, containing two coils of blotting paper, permitting free circulation of air, and surrounded by another cylinder containing water, the latter being for the purpose of equalizing the temperature. *Syncope* resulting from chloroform administration should be treated by lowering the head, artificial respiration, inhalation of nitrite of amyl, electrical stimulation, and possibly acupuncture of the heart. ETHYLENE CHLORIDE, formerly called *ethylene chloride*, *Dutch liquid*, *chloric ether*, closely resembles chloroform, but is less of a cardiac depressant. It is considered safer than chloroform. Death results from paralysis of the respiratory centers. ETHER, by inhalation, is probably the safest known agent for the production of prolonged narcosis. Its action is directed largely to the nervous system, which becomes profoundly affected. It frequently causes spasmodic action and suspension of respiratory action. Death results from paralysis of respiration. It may be administered alone or in combination with nitrous oxid gas, in which case the patient is more rapidly narcotized. A variety of inhalers have been devised

for its administration, as follows: *Allis's* is probably the best form of open inhaler. It consists of a metal frame, so arranged that a flannel bandage can be stretched across and the whole surrounded with a leather case, which acts as a face-piece. *Clover's portable ether inhaler* consists of a dome-shaped receptacle pierced by a central shaft connecting with a rubber bag into which the patient breathes. Moving with the face-piece is a metal indicator to register the amount of ether admitted. A water chamber surrounds the ether vessel to regulate the temperature. *The Cone* is much used in America. A towel is folded into the shape of a cone, a sponge is placed at the apex, and the ether poured upon this. *Herriott's apparatus* may be used for giving gas and ether. In his inhaler the inspiratory and expiratory valves are placed in a little chamber near the face-piece; a free draught of air is permitted. *Ormsby's inhaler* consists of a leather face-piece, crowned with a cone-shaped wire cage covered with leather and joined to a soft leather bag, covered by a loose net to prevent excessive expansion. The wire cage contains a sponge on which the ether is poured. *Rentle* adds to a cone containing a flannel cap a mask for the face. *Rectal etherization* may be resorted to in operations about the face and throat. The ether vapor is introduced into the bowel, the process taking longer for complete anesthetization than by the usual method. ETHIDENE CHLORIDE is similar in its action to chloroform. Patients take a longer time to recover consciousness than when chloroform is used, but they experience fewer after-effects, and recover rapidly. Anesthetization occurs in three to five minutes. HYDROBROMIC ETHER (*bromid of ethyl*) produces unconsciousness and anesthesia in one minute, and complete muscular relaxation in two or three minutes. The heart's action is somewhat weakened. Return to consciousness after withdrawal of the ether is very prompt. Its use may be followed by vomiting. According to some observers, death results from cardiac failure, while others believe it kills by direct action upon the respiratory center. It is best administered by an Allis inhaler, and is of most service in minor surgery for short operations. NITROUS OXID, by inhalation, is much used by dentists for extraction of teeth. The symptoms resemble those of asphyxia, hence it is more important to watch the respiration than the pulse. It may be employed in minor surgical operations. There are but few after-effects, those most often observed being headache and malaise. *Bert's method* of administering nitrous oxid consists in giving it in conjunction with oxygen under pressure; by this method the administration may be prolonged indefinitely. *Clover's Gas and Ether Inhaler* is intended for the administration of a mixture of these anesthetics; it is so arranged that gas can be given alone, or in combination with the ether. *Buxton's apparatus* is used for the administration of gas only, and possesses a special contrivance to filter the air. *Fontaine's chamber* is an apparatus devised to keep the patient under an atmospheric pressure equal to 29 inches mercury, so that the vapor inhaled would be 50 per cent. gas and 50 per cent. air, and asphyxia thus be prevented. The employment of *supplemental bags* has been advocated by Braine. The patient breathes into these bags, the gas supply being turned off and the expiratory valve closed. It is claimed that this method produces a more prolonged period of unconsciousness. Various accessory instruments are needed in the use of gas, such as gags, mouth openers, and mouth props, spoons, etc. **A., Local**, an anesthetic that, locally applied, produces absence of sensation in the organ or tissue so treated.

ALCOHOL, locally, removes sensation to pain, while tactile sense persists. Cool the alcohol to about 10° below the freezing point, by placing it in ice and salt, and place the part to be numbed in it. BISULPHID OF CARBON, by spray or irrigation, has a disgusting odor, and is a powerful poison. CARBOLIC ACID, painted over the skin—its action, however, is caustic. CHLORETHYL, in vapor form, is useful in minor and dental surgery. CHLORIDE OF METHYL, CH_3Cl , allowing the liquid chlorid to drop on the skin or mucous membrane. Unless kept carefully under control the vitality of the tissues may be affected. COCAIN is used in subcutaneous injections, by painting over mucous surfaces, or by instillation into the eye. As a paint a 20 per cent solution is used, weaker preparations being of little value over cutaneous surfaces; several coats are necessary. A 10 per cent. solution should be used on mucous surfaces; for the eye a 4 per cent. solution will answer, and this solution is strong enough when cocain is employed as a spray. Hypodermatically, mix of a 10 to 20 per cent. solution are usually injected, and this may be repeated two or three times during the operation. DRUMIN is oxalate of lime prepared from a euphorbiaceous plant. It was formerly suggested as a local anesthetic, but has been found not to possess anesthetic properties. ETHER, in spray, is recommended by Dr. B. W. Richardson. The anesthesia thus produced is confined to the skin, and is very transient. It may produce a slough from excessive freezing. FARADIC CURRENTS were formerly used by dentists, but are of no value. RHIGOLENE, in spray, its use being similar to that of ether. **A. Mixtures** contain combinations of substances for producing anesthesia. The following are the most important: **A. C. E. MIXTURE**:—alcohol, sp. gr. .838, 1 part; chloroform, sp. gr. 1.497, 2 parts; ether, sp. gr. .735, 3 parts. **BILLROTH'S**:—chloroform 3 parts, alcohol and ether each 1 part. It is best administered by the open method. **LINHART'S**:—alcohol 1, chloroform 4. It is administered similarly to chloroform. **MARTINDALE'S**:—a volumetric mixture, the ingredients of which evaporate almost uniformly; it consists of absolute alcohol, sp. gr. .795, one volume; chloroform, sp. gr. 1.498, two volumes; pure ether, sp. gr. .720, three volumes. **MEDICO-CHIRURGICAL SOCIETY OF LONDON**:—ether 3, chloroform 2, alcohol 1. **METHYLENE**, or **BICHLORIDE OF METHYLENE**, a mixture of methylic alcohol 30 per cent., and chloroform 70 per cent. The so-called "*Liquid of Regnaud*" consisted of 80 per cent. chloroform, 20 per cent. methylic alcohol. Methylene is not much used, several deaths from cardiac paralysis having occurred from its employment. **NUSSEBAUM'S**:—ether 3, chloroform 1, alcohol 1. **RICHARDSON'S**:—alcohol 2, chloroform 2, ether 3. **SANFORD'S**:—the so-called "**CHLORAMYL**" is a mixture of chloroform and amyl nitrate in the proportion of two drachms of the nitrate to the pound of chloroform. It is a dangerous mixture, both drugs depressing the heart. **VIENNA GENERAL HOSPITAL**:—ether 9, chloroform 30, alcohol 9. **VIENNA MIXTURE**:—ether 3, chloroform 1. **VON MERING'S**:—chloroform one volume, dimethylacetal two volumes. It is said to produce no failure of respiration or heart, and no lowering of the blood pressure. **WACHSMUTH'S**:—one-fifth part of oil of turpentine is added to the chloroform. It is said to prevent any danger of heart-failure.

Various methods have been suggested by means of which the influence of the anesthetic may be prolonged or its dangers and sequelæ largely averted. The following are the most important:—**DASTRE-MORAT'S**; con-

sists in the injection of 1 or 1.5 c.c. of the following mixture:—morph. hydrochlor. 10 centigram., atropin. sulph. 5 milligram., aq. destill. 10 grms. The atropin is said to lessen the after-sickness and abrogate salivation and bronchial secretion. FORNÉ'S:—the preliminary administration of chloral before using chloroform, 2 to 5 grams an hour before. KAPPELER'S:—a combination of chloral hydrate and ether, 40 grains of the former. The duration of anesthesia is prolonged and the recovery retarded, but the after-effects are more marked. NUSSBAUM'S:—injection of $\frac{1}{5}$ to $\frac{1}{2}$ grain of morphin previous to the administration of chloroform. Less of the anesthetic is needed, while the stupor is prolonged; vomiting is increased. OBALINSKI'S:—hypodermatic injection of cocain, 2 to 5 centigrams of a three per cent. solution during chloroform anesthesia. TRÉLAT'S:—administration of 2 to 4½ grams of chloral hydrate, and 10 to 20 grams of syrup of morphin in 60 grams of water, repeating the dose in 15 minutes, and following by chloroform anesthesia.

Attempts have repeatedly been made to estimate the comparative safety of the various anesthetics used for the production of general anesthesia. In 1879 the "GLASGOW COMMITTEE" of the British Medical Association concluded in favor of ether, declaring that chloroform lowered the blood tension and depressed the action of the heart. In 1880 the HYDERABAD COMMISSION arrived at the conclusion that chloroform produced an arrest of respiration before there was a stoppage of the heart. It is thought, however, that the climate—that of India—may have had some effect in producing this result, since in temperate climates the heart usually fails before there is a depression of respiration.

Anestheticism (*an-es-thet'-is-izm*) [*ἀνασθητικὸς*, insensible]. The quality of being anesthetic.

Anesthetization (*an-es-thet-iz-a'-shun*) [*ἀνασθητικὸς*, insensible]. The process of rendering insensible.

Anesthetize (*an-es'-thet-iz*) [*ἀνασθητικὸς*, insensible]. To put under the influence of an anesthetic.

Anesthetizer (*an'-es-thet-iz-er*) [*ἀνασθητικὸς*, insensible]. One who administers an anesthetic.

Anethol (*an'-eth-ol*) [*ἀνά*, up; *αἴθεω*, to burn; *oleum*, oil], $C_{10}H_{12}O$. The methyl ether of anol; it occurs in ethereal oils, from which it separates in the cold in the form of white, shining scales, melting at 21° and boiling at 232°. It is the chief constituent of the essential oils of anise and fennel. It is employed in preparing the *Elivir anethi*, N. F., being more fragrant and agreeable than the anise oil.

Anethum (*an'-eth-um*) [*ἀνέθωμ*, anise; *gen.*, *Anethi*]. Dill; the dried fruit of *Peucedanum graveolens*, indigenous to Southern Europe. Aromatic, carminative, and stimulant. **A. Aqua** (B. P.). Dose $\overline{3}$ i-ij. **A. Oleum** (B. P.). Dose \mathfrak{m} i-iv.

Anetic (*an'-et-ik*) [*ἀνετικός*, relaxing]. Soothing; calmative; anodyne.

Anetiological (*an-e-te-o-loy'-ik-al*) [*ἀν* priv.; *αἴτια*, cause; *λόγος*, word]. Having no known cause; dysteological.

Anetus (*an'-et-us*) [*ἀνετός*, loosened]. Any intermittent fever.

Aneuria (*an'-u'-re-ah*) [*ἀ* priv.; *νεῖρον*, a nerve or fiber]. Lack of nervous power or stimulus.

Aneuric (*an'-u'-rik*) [*ἀ* priv.; *νεῖρον*, a nerve or fiber]. Characterized by aneuria; impairing the nervous activity.

Aneurysm (*an'-u'-rizm*) [*ἀνερίσσωμα*, a widening]. A tumor consisting of a dilated artery, or communicating with an artery. In the early stages there is an expansile pulsation of the tumor generally associated

with a systolic murmur or bruit. In the later stages the laminated coagulum increases, so that pulsation may be absent, and pressure of the growing aneurysm upon the adjacent organs may give rise to secondary troubles, as pain, dyspnea, dysphagia, paralysis, or spasm. Inequality in the pupils follows from pressure on the sympathetic in thoracic aneurysm. Aneurysm may be caused by rupture, wounding, disease, or weakness of the arterial walls, or by increased blood pressure following over-exertion. Embolism also may be a cause; gout and alcoholism act as predisposing causes. *Cardiac dilatation* is sometimes spoken of as aneurysm of the heart. **A., Abdominal**, one of the abdominal aorta. **A. by Anastomosis**, a dilatation of a large number of vessels—small arteries, veins, and capillaries—the whole forming a pulsating tumor under the skin. This form of aneurysm is especially seen upon the scalp. **A., Arterio-venous**, the formation of an abnormal communication between an artery and a vein. If the communication is direct it is termed *aneurysmal varix*, but when there is an intervening sac it is called a *varicose aneurysm*. **A., Bérard's**, a varicose aneurysm with the sac in the tissues immediately around the vein. **A., Cirroid**, a tortuous lengthening and dilatation of a part of an artery. **A., Compound**, one in which one or several of the coats of the artery are ruptured and the others merely dilated. **A., Consecutive, or Diffused**, follows rupture of all the arterial coats with infiltration of surrounding tissues. **A., Dissecting**, when the blood forces its way between the media and adventitia. **A., Ectatic**, an expansion of a portion of an artery due to yielding of all the coats. It is merely a dilatation of the vessel. **A., Endogenous**, one formed by disease of the vessel walls. **A., Exogenous**, one due to traumatism. **A., False, or Spurious**, one in which there has occurred a rupture of all the coats, and the effused blood is retained by the surrounding tissues. **A., Fusiform**, a spindle shaped dilatation of the artery. **A., Medical**, an internal aneurysm; *i. e.*, one situated within the thoracic or abdominal cavity. **A., Mixed**. See *A., Compound*. **A., Sacculated**, a sac-like dilatation of an artery communicating with the main arterial trunk by an opening that may be relatively large or small. **A., Park's**, a variety of arterio-venous aneurysm in which the arterial dilatation communicates with two contiguous veins. **A., Pott's**. Same as *Aneurysmal Varix*. **A., Rodrigues's**, a varicose aneurysm in which the sac is immediately contiguous to the artery. **A., Spurious**. See *A., False*. **A., Verminous**, one containing hematozoa.

Aneurysmal (*an-u'-ri'-mal*) [*ἀνερίσσωμα*, a widening]. Of the nature of or pertaining to an aneurysm. **A. Varix**. See *Aneurysm*.

Aneurysmatic (*an-u'-ris-mat'-ik*) [*ἀνερίσσωμα*, a widening]. Affected with or of the nature of aneurysm.

Aneuthanasia (*an-u'-than-a'-zo-ah*) [*ἀ* priv.; *σθάνασις*, an easy death]. A painful or difficult death.

Anfract (*an'-frakt*) [*anfractus*, a winding]. An anfractuosity or sinuosity; an anfractuosity organ or structure.

Anfractuose (*an'-frak'-tu-ös*) [*anfractus*, a winding]. In biology, bent back and forth, winding, as certain stamens, or the brain fissures.

Anfractuosity (*an'-frak'-tu-ös'-it-e*) [*anfractus*, a bending round]. Any one of the furrows or sulci between the cerebral convolutions.

Anfractuosity (*an'-frak'-tu-ös*) [*anfractus*, a bending round]. Characterized by windings and turnings; sinuous.

Angiectasis (*an-je-ek'-tas-is*). See *Angiectasis*.

Angio- (*an'-je'-o*). See *Angio-*.

Angelic Acid (*an-jel'-ik as'-id*). See *A. id.*

Angelica (*an-jel'-ik-ah*) [L.]. The seeds and root of *Archangelica officinalis* and other species. An aromatic stimulant and emmenagogue. Dose of the fld. ext.: Seeds ℥ v-x; root ʒ ss-j. Unof.

Angel's Wing (*an'-jel'-wing*). A deformity of the scapula in which it turns forward and then backward, giving the shoulder a peculiar dorsal bulge, as in a scoliotic chest.

Angel's Operation. See *Operations, Table of.*

Angiectasis (*an-je-ek'-tas-is*) [*ἀγγειον*, a blood-vessel; *ἔκτασις*, dilatation]. Abnormal dilatation of a vessel, as in aneurysm, etc.; enlargement of capillaries.

Angiectopia (*an-je-ek'-to'-pe-ah*) [*ἀγγειον*, a vessel; *ἑκτοπιῶν*, displaced]. Displacement or abnormal position of a vessel.

Angielcus, or Angeielcus (*an-je-el'-kus*) [*ἀγγειον*, a vessel; *ἕλκος*, an ulcer]. An ulcer in the walls of a vessel.

Angiemphraxis (*an-je-em'-fraks'-tis*) [*ἀγγειον*, a vessel; *ἔμπρηξις*, obstruction]. Obstruction of a vessel, or of vessels.

Angiitis, or Angeiitis (*an-je-i'-tis*) [*ἀγγειον*, a vessel; *ἔτις*, inflammation]. Inflammation of a lymph vessel or blood vessel.

Angina (*an'-jin-ah* or *an-jil'-nah*) [*angere*, to strangle]. A sense of choking or suffocation, a symptom of inflammatory affections of the pharynx. It is synonymous with *Cyanche*. **A. acuta** or **simplex**, simple sore-throat. **A. externa**. Synonym of *Mumps*. **A., Hogskin**. Synonym of *Diphtheria*. **A. laryngea**. Synonym of *Laryngitis*. **A. lingualis**. Same as *Glossitis*. **A., Ludwig's**, acute suppurative inflammation of the connective tissue surrounding the submaxillary gland. **A. membranacea**. Synonym of *Croup*. **A. parotideae**, the mumps, or *Parotitis, q. v.* **A. pectoris**, a paroxysmal neurosis with intense pain and oppression about the heart. It usually occurs in the male after forty years of age, and is generally associated with diseased conditions of the heart and aorta. There is a sense of impending death, and frequently there is a fatal termination. **A. pectoris-vasomotoria**, a term given by Nothnagel and Landois to an angina associated with vaso-motor disturbances, coldness of the surface, etc., but never resulting fatally. **A., Pseudo-**, is a neurosis occurring in young anemic females, characterized by a less grave set of symptoms and never resulting fatally. **A. simplex**. See *A. acuta*. **A. tonsillans**, *Quinsy, q. v.* **A. trachealis**, the *Croup, q. v.* **A. ulcero-membranosa**. See *Tonsillitis, herpetic*.

Anginoid (*an'-jin-oid*) [*angere*, to strangle]. Resembling angina.

Angioasthenia (*an-je-o-as-thel'-ne-ah*) [*ἀγγειον*, a vessel; *ἀσθένεια*, weakness]. Atony of the blood-vessels.

Angiocarditis (*an-je-o-kar-dit'-tis*) [*ἀγγειον*, a blood-vessel; *καρδία*, the heart; *ἔτις*, inflammation]. An inflammation of the heart and blood-vessels (hypothetical).

Angiocarpous (*an'-je-o-kar-pus*) [*ἀγγειον*, a vessel; *καρπός*, fruit]. In biology, having the fruit invested with a distinct covering or husk; having a closed apothecium; having the hymenium inclosed by the sporocarp.

Angiochhalasis, or Angeiochhalasis (*an-je-o-khal'-as-is*) [*ἀγγειον*, a vessel; *χάλασις*, relaxation]. Dilatation or relaxation of the blood-vessels.

Angiocholitis (*an-je-o-ko-lit'-tis*) [*ἀγγειον*, a vessel; *κολη*, bile; *ἔτις*, inflammation]. Inflammation of the biliary ducts.

Angioderma pigmentosum (*an-je-o-der'-mah pig-men-to'-sum*). See *Atrophoderma*.

Angiodiastasis (*an-je-o-di-as'-tas-is*) [*ἀγγειον*, a vessel; *διαστασις* a separation]. 1. Displacement or dilatation of a vessel. 2. Retraction of the severed ends of a blood-vessel.

Angioembolus (*an-je-o-emb'-bo-lus*) [*ἀγγειον*, a vessel; *ἐμβόλος*, anything thrown in]. A plug (as of clotted blood) in a vessel.

Angiogenesis (*an-je-o-je-n'-es-is*). See *Angiogeny*.

Angiogeny (*an-je-og'-en-e*) [*ἀγγειον*, a vessel; *γεννάειν*, to produce]. The development of the vessels.

Angioglioma (*an-je-o-gli-o'-mah*) [*ἀγγειον*, a vessel; *γλίαι*, glue; *ῥίμα*, a tumor; *pl., Angiogliomata*]. A gliomatous vascular tumor of the spinal cord.

Angiograph (*an'-je-o-graf*) [*ἀγγειον*, a vessel; *γράφειν*, to write]. A form of sphygmograph invented by Landois.

Angiography (*an-je-og'-ra-fi*) [*ἀγγειον*, a vessel; *γράφω*, a writing]. A description of the vessels; angiology.

Angiohemothrombus (*an-je-o-hem-o-throm'-bus*) [*ἀγγειον*, a vessel; *αἷμα*, blood; *θρόμβος*, thrombus]. A clot in a blood vessel.

Angiohydrology (*an-je-o-hi-drol'-o-je*) [*ἀγγειον*, a vessel; *ἕδωρ*, water; *λόγος*, science]. The science of the lymphatic vessels, their contents, etc.

Angiokeratoma (*an-je-o-ker-at-o'-mah*) [*ἀγγειον*, a vessel; *κέρας*, horn; *ῥίμα*, tumor]. Lymphangiectasis; Telangiectic warts; a very rare disease of the extremities characterized by warty-looking growths that develop on dilated vessels in persons with chilblain, etc. Dark spots the size of pins' points or pins' heads, evidently vascular, develop as an attack of chilblains is subsiding. The disease is peculiar to childhood, and especially occurs in females.

Angioleucitis (*an-je-o-lu-si'-tis*) [*ἀγγειον*, a vessel; *λευκός*, white; *ἔτις*, inflammation]. Inflammation of the lymphatic vessels.

Angiolithic (*an-je-o-lith'-ik*) [*ἀγγειον*, a vessel; *λίθος*, a stone]. Literally, a qualification applied to a vascular and crystalline formation. Practically applied to neoplasms in which crystalline or mineral deposits take place, with hyaline degeneration of the coats of the vessels.

Angiology (*an-je-ol'-o-je*) [*ἀγγειον*, a vessel; *λόγος*, science]. The science of the blood-vessels and lymphatics.

Angiolymphitis (*an-je-o-limf-i'-tis*) [*ἀγγειον*, a vessel; *lymphā*, lymph; *ἔτις*, inflammation]. Same as *Angiobucitis*.

Angiolymphoma (*an-je-o-limf-o'-mah*) [*ἀγγειον*, a vessel; *lymphā*, water; *ῥίμα*, tumor; *pl., Angiolymphomata*]. A tumor formed of lymphatic vessels.

Angioma (*an-je-o'-mah*) [*ἀγγειον*, a vessel; *ῥίμα*, a tumor; *pl., Angiomata*]. A tumor formed of blood-vessels. Called also *Erectile* or *Vascular Tumor*.

A., Cavernous, with communicating alveolar spaces. See *Variix, Cirroid*. Capillary and venous angiomas are called *Nevi*, or *Mothers' Marks*.

A., Cystic. Synonym of *Lymphangioma circumscriptum*. **A., Infective**. See *A. serpiginosum*. **A. pigmentosum atrophicum**. See *Nevoderma pigmentosum*. **A. serpiginosum**, infective angioma; *nevus lupus*; a very rare disease of the skin in which minute vascular points are formed in rings or other groups, that spread at the borders, while fresh points are continually developing beyond them. The points look like grains of cayenne pepper. It occurs usually in girls, but its etiology and pathology are unknown.

Angiomalacia (*an-j-o-mal-a'-se-ah*) [*ἀγγειον*, a vessel; *μαλακία*, a softening]. Softening of the blood-vessels.

Angiometer (*an-je-om'-et-er*). See *Sphygmograph*.

- Angiomonospermous** (*an-je-o-mon-o-sper'-mus*) [*ἀγγειον*, a vessel; *μόνος*, alone; *σπέρμα*, seed]. In biology, producing seeds within a closed ovary.
- Angiomyoma**, or **Angiomoma** (*an-je-o-mi-o'-mah* or *an-je-mi-o'-mah*) [*ἀγγειον*, a vessel; *μῆς*, a muscle; *ὄμα*, a tumor; *pl.*, *Angiomyomata*]. A vascular and erectile muscular tumor.
- Angioneoplasm** (*an-je-o-nē-o'-plazm*). See *Angioneoplasma*.
- Angioneoplasma** (*an-je-o-nē-o-plaz'-mah*) [*ἀγγειον*, a vessel; *νέος*, new; *πλάσμα*, moulded substance; *pl.*, *Angioneoplasmata*]. A neoplasm made up of blood-vessels or lymph-vessels.
- Angineurosin** (*an-je-o-nū'-ro-sin*). Synonym of *Nitroglycerin*.
- Angineurosis** (*an-je-o-nū-ro'-sis*) [*ἀγγειον*, a vessel; *νεῦρον*, a nerve]. A neurosis of the blood-vessels; a disturbance of the vaso-motor system,—a symptom of many diseases.
- Angio-neurotic** (*an-je-o-nū-rot'-ik*) [*ἀγγειον*, a vessel; *νεῦρον*, a nerve]. Pertaining to angineurosis. **A. Edema**, a swelling, with associated symptoms, probably due to vaso-motor lesion.
- Angionoma** (*an-je-on'-o-mah*) [*ἀγγειον*, a vessel; *νόη*, ulcer]. Ulceration of a vessel.
- Angioparalysis** (*an-je-o-par-al'-is-is*) [*ἀγγειον*, a vessel; *παράλυσις*, to disable on one side]. Vaso-motor paralysis.
- Angioparalytic** (*an-je-o-par-al-il'-ik*) [*ἀγγειον*, a vessel; *παράλυσις*, to disable on one side]. Relating to or characterized by angioparalysis.
- Angioparesis** (*an-je-o-par'-es-is*) [*ἀγγειον*, a vessel; *πάρεσις*, a letting go]. Paresis or partial paralysis of the vaso-motor apparatus.
- Angiopathy** (*an-je-op'-a-the*) [*ἀγγειον*, a vessel; *πάθος*, disease]. Any disease of the vascular system.
- Angioplania** (*an-je-o-pla'-ne-ah*) [*ἀγγειον*, a vessel; *πλάνη*, a wandering]. Irregularity or abnormality in the course of a vessel.
- Angioplasmic** (*an-je-o-plas'-tik*). See *Vasifactive*.
- Angiorrhagia** or **Angeiorrhagia** (*an-je-or-a'-je-ah*) [*ἀγγειον*, a vessel; *ρήγνυμι*, break]. Bleeding from a vessel.
- Angiorrhea** (*an-je-or-e'-ah*) [*ἀγγειον*, a vessel; *ῥεῖν*, to flow]. An oozing of blood.
- Angiorrhexis** (*an-je-o-reks'-is*) [*ἀγγειον*, a vessel; *ῥήξις*, a bursting]. Rupture of a blood-vessel.
- Angiosarcoma** (*an-je-o-sar-ko'-mah*) [*ἀγγειον*, a vessel; *σάρξ*, flesh; *ὄμα*, a tumor; *pl.*, *Angiosarcomata*]. A vascular sarcoma.
- Angiosarcomatous** (*an-je-o-sar-ko'-mat-us*) [*ἀγγειον*, a vessel; *σάρξ*, flesh; *ὄμα*, a tumor]. Of the nature of or affected with angiosarcoma.
- Angioscope** (*an'-je-o-skōp*) [*ἀγγειον*, a vessel; *σκοπεῖν*, to inspect]. An instrument for examining the capillary vessels.
- Angiosialitis** (*an-je-o-si-al'-tis*) [*ἀγγειον*, a vessel; *σάλις*, saliva; *τις*, inflammation]. Inflammation of the duct of a salivary gland.
- Angiosis** (*an-je-o'-sis*) [*ἀγγειον*, a vessel]. Any disease of blood-vessels or lymphatics.
- Angiospasm** (*an'-je-o-spazm*) [*ἀγγειον*, a vessel; *σπασμός*, a spasm]. A convulsive neurosis of the blood-vessels; a vaso-motor spasm.
- Angiospastic** (*an-je-o-spas'-tik*) [*ἀγγειον*, a vessel; *σπασμός*, spasm]. Characterized by or of the nature of angiospasm.
- Angiosperm** (*an'-je-o-sper'm*) [*ἀγγειον*, a vessel; *σπέρμα*, seed]. In biology, a plant the seeds of which are produced within a closed vessel.
- Angiosporous** (*an-je-os'-po-rus*) [*ἀγγειον*, a vessel; *σπόρος*, a seed]. In biology, producing spores or asci within a hollow receptacle, said of fungi.
- Angiostegnosis** (*an-je-o-steg-no'-sis*) [*ἀγγειον*, a vessel; *στέγνωσις*, stoppage]. Stoppage or constriction of a vessel.
- Angiostegnotic** (*an-je-o-steg-not'-ik*) [*ἀγγειον*, a vessel; *στέγνωσις*, stoppage]. Relating to angiostegnosis; astringent; causing contraction of blood-vessels.
- Angiostenosis** (*an-je-o-ste-no'-sis*) [*ἀγγειον*, a vessel; *στενωσις*, a straitening]. Constriction or narrowing of a vessel.
- Angiostatous** (*an-je-o-stō'-mat-us*) [*ἀγγειον*, a vessel; *στόμα*, mouth]. In biology, having the mouth or opening narrow or not dilatable.
- Angiotrophe** (*an-je-os'-tro-je*) [*ἀγγειον*, a vessel; *στροφή*, twist]. Torsion of a vessel, as for the control of hemorrhage.
- Angiotasis** (*an-je-ol'-as-is*) [*ἀγγειον*, a vessel; *τάσις*, tension]. The tension of the vessels.
- Angiotatic** (*an-je-ol'-at'-ik*) [*ἀγγειον*, a vessel; *τάσις*, tension]. Relating to angiotasis.
- Angiotelectasia** (*an-je-o-tel-ek-ta'-z-ah*) [*ἀγγειον*, a vessel; *τέλος*, end; *εκτασις*, dilatation]. Dilatation of capillary vessels.
- Angiotomy** (*an-je-ol'-o-me*) [*ἀγγειον*, a vessel; *τομή*, a cutting]. The incision or dissection of a vessel.
- Angle** (*ang'-gl*) or **Angulus** (*ang'-gu-lus*) [*angulus*, an angle]. The degree of divergence of two lines that meet each other; the space between two such lines. **A. a.**, that one of Lissauer's angles between the radius fixus and a line joining the alveolar and subnasal points. **A. of Aberration**. See *A. of Deviation*. **A.**, **Ackermann's**, certain angles, characteristic of kyphosis, which mark the base of the skull in cases of encephalocele and hydrocephalus; for example, the occipito-sphenoidal angle is abnormally sharp. **A.**, **Acromial**, that formed between the head of the humerus and the clavicle. **A.**, **Alpha**. 1. In optics, that formed by the intersection of the visual line and optic axis. 2. In craniometry, that one of Lissauer's angles between the radius fixus and a line joining the hornion and subnasal point. **A.**, **Alveolar**, that formed between a line passing through a spot beneath the nasal spine and the most prominent point of the lower edge of the alveolar process of the superior maxilla and the cephalic horizontal line. **A.**, **Alveolo-condylar**. See *A. Orbito-alveolo-condylar*. **A.**, **Anterior (of Ilium)**. See *A.*, *External (of Ilium)*. **A.**, **Anterior (of Scapula)**. See *A.*, *Cervical (of Scapula)*. **A.**, **Anterior Parietal**. See *A.*, *Parietal (of Quatrejages)*. **A.**, **Antero-external (of Ischium)**, in veterinary anatomy, the posterior extremity of the supracotyloid crest. **A.**, **Antero-internal (of Ischium)**, in veterinary anatomy, the portion of the ischium that helps to close the obturator foramen inwardly. **A. of Aperture**, in optics, that included between two lines joining the opposite points of the periphery of a lens and the focus. **A.**, **Auricular**, in craniometry, those cephalic angles having their apices at Broca's auricular point. **A.**, **Auriculo-cranial**, in craniometry, the auricular angles whose sides pass through the cranium. **A.**, **Auriculo-facial**, in craniometry, those auricular angles whose sides pass through the face. **A.**, **Auriculo-frontal**. See *A.*, *Frontal*. **A.**, **Auriculo-occipital**, in craniometry, the combined sub-occipital and supra-occipital angles. **A.**, **Auriculo-parietal**. See *A.*, *Parietal (of Broca)*. **A. b.**, that one of Lissauer's angles included between the radius fixus and a line joining the bregma and nasion. **A.**, **Barclay's**. See *A.*, *Orifacial*. **A.**, **Basifacial**, in craniometry, that between the basi-cranial and basifacial axes. **A.**, **Basilar**, in craniometry, that between the naso-basilar and basi-alveolar lines. **A.**, **Beta**, that one of Lissauer's angles

included between the radius fixus and a line joining the hornion and bregma. **A., Bi-orbital**, in optics, that formed by the intersection of the axes of the orbits. **A., Broca's**. See *A., Facial*, *A., Occipital*, and *A., Parietal*. **A. c.**, that one of Lissauer's angles included between the radius fixus and a line joining the lambda and opisthion. **A., Camper's**. See *A., Facial*, and *A., Maxillary*. **A., Carpal**, in biology, the bend of the wing. **A., Cephalic**, in craniometry, a general term for the cranial and facial angles. **A., Cerebellar**. See *A., Suboccipital*. **A., Cerebral**. 1. In craniometry, that formed by the frontal, Broca's parietal, and the supra-occipital angles. 2. See *A. of Segond*. **A., Cervical (of Scapula)**, in veterinary anatomy, the point of union of the anterior and superior borders of the scapula. **A., Chi**, that one of Lissauer's angles included between two lines running from the hornion to the basion and staphylion. **A., Cloquet's**. See *A., Facial*. **A., Condylar**, that between the planes of the basilar groove and the occipital foramen. **A., Co-orbital**, in craniometry, that formed by the crossing of the anatomical plane of the head by the bi-orbital plane. **A., Coracoscapular**, in biology, that between the axes of the coracoid and scapula. **A., Coronofacial (of Gratiolet)**, in craniometry, the angle that the facial line of Camper forms with the plane passing through the coronal suture. **A., Costal**. See *A., Subcostal*. **A., Cotyloid**, in veterinary anatomy, the portion of the ilium included between the cotyloid foramen and the supra-cotyloid crest. **A., Cotyloidean**. See *A., Antero-external (of Ischium)*. **A., Cranial**, in craniometry, angles corresponding to the auricular angles, but having their apices at the anterior border of the occipital foramen. **A., Craniofacial (of Ecker)**. See *A., Meta-facial*. **A., Craniofacial (of Huxley)**, in craniometry, that formed at the middle of the anterior border of the jugum sphenoidale by lines drawn from the basion and nasal spine. **A., Critical**, that made by a beam of light passing from a rarer to a denser medium, with the perpendicular, without being entirely reflected. **A. of Cuvier**. See *A., Facial*. **A. of Daubenton**. See *A., Occipital*. **A., Deschamps's**. See *A., Inio-facial*. **A. of Deviation**. 1. In botany, that formed by a leaf, branch, or root with the axis upon which it is borne. 2. In magnetism, the angle traversed by the needle when disturbed by some magnetic force. 3. In optics, that formed by a refracted ray and the prolongation of the incident ray. **A. of Divergence**, in botany, that formed between succeeding organs in the same spiral or whorl. **A., Dorsal (of Scapula)**, in veterinary anatomy, the junction of the superior and posterior borders of the scapula. **A. of Dürer**. See *A., Facial*. **A., Ecker's**. See *A., Sphenoidal* and *A., Craniofacial*. **A. of Elevation**, in optics, that made by the visual plane with its primary position when moved upward or downward. **A., Ehippial (Welcker's)**. See *A., Sphenoidal*. **A., Ethnocranial**. See *A., Olfactory*. **A., External (of Ilium)**, in veterinary anatomy, the anterior superior spine of the ilium. **A., External (of Mulder)**, in craniometry, that produced by the junction of Camper's line and a line joining the basi-occipital bone and the nasion. **A., External (of Pubes)**, in veterinary anatomy, the portion of the pubic bone constituting the chief part of the cotyloid cavity. **A. of the Eye**. See *Canthus*. **A. f.**, that one of Lissauer's angles included between the radius fixus and a line joining the inion and opisthion. **A., Facial (of Broca)**. See *A., Ophryo-spinal Facial*. **A., Facial (of Camper)**, in craniometry, that between the facial line of Camper and the line drawn through the auricular and subnasal points.

A., Facial (of Cloquet), in craniometry, that between the line drawn through the ophryon and the alveolar point and the auricular-alveolar line. **A., Facial (of Cuvier)**. See *A., Facial (of Geoffroy St. Hilaire)*. **A., Facial (of Dürer)**, in craniometry, that formed by a line tangent to the brow and the lobule of the nose and a line joining the lobe of the ear and the lower part of the nasal septum. **A., Facial (of Jacquart)**, in craniometry, that between the line joining the subnasal point and the glabella and the line joining the subnasal and auricular points. **A., Facial (of Segond)**. See *A. of Segond*. **A., Facial (of Geoffroy St. Hilaire)**, in craniometry, that between the facial line of Camper and the line joining the auricular point and the edge of the incisors. **A., Facial (of Topinard)**. See *A., Ophryo-spinal Facial*. **A., Facial (of Virchow and Holder)**, in craniometry, that formed by the union of a line joining the naso-frontal suture and the most prominent point of the lower edge of the superior alveolar processes, and a line joining the superior border of the external auditory meatus and the lower border of the orbit. **A., Fick's**, in craniometry, one formed by the intersection of the basilar groove, and a line joining the symphysis menti and the basion. **A., Frontal**, in craniometry, one formed by lines joining the auricular point and the ophryon and bregma. In ornithology, that formed between the forehead and the upper margin of the beak. **A., Frontal (of Lissauer)**, that one included between lines joining the metopion and the bregma and nasion. **A., Fronto-glabellar**, the degree of inclination of the forehead. **A., Gamma**, in optics, that formed at the center of rotation of the eyes by the optic and visual axes. **A., Genal**, in biology, the posterior angle of the movable gena of trilobites. **A., Gratiolet's**. See *A., Coronofacial*. **A., Humeral (of the Scapula)**, in veterinary anatomy, a name given to the head of the shoulder blade. **A., Huxley's**. See *A., Craniofacial*. **A. i.**, that one of Lissauer's angles included between the radius fixus and a line joining the posterior border of the incisor foramen and the alveolar point. **A., Ilio-ischial**, that between the ischium and the cotylo-sacral rib of the ilium. **A., Ilio-pubic**, in veterinary anatomy, that existing between the ilium and pubes. **A., Ilio-vertebral**, that existing between the iliac bones and the spinal column. **A. of Incidence**, in optics, the angle at which a ray of light strikes a denser medium and undergoes reflection or refraction. **A. of Inclination (of Pelvic Canal)**, in obstetrics, that formed by the anterior wall of the pelvis with the conjugate diameter. **A. of Inclination (of Pelvis)**, in obstetrics, that formed by the pelvis with the general line of the trunk, or that formed by the plane of the inferior strait with the horizon. **A., Inferior (of Scapula)**. See *A., Humeral*. **A. of Inflexion**, in veterinary anatomy, that formed by the quarter of the hoof of a soliped with the commencement of the bar. **A., Inio-facial**, in craniometry, Deschamps's modification of Camper's line. It is the angle included between the two lines extending from the inion to the glabella and from the inion to the symphysis of the chin. **A., Internal (of Ilium)**, in veterinary anatomy, the posterior superior spine of the ilium. **A., Internal (of Pubes)**, in veterinary anatomy, the name for the angle of the pubes. **A., Internal (of Walther)**, in craniometry, that included between a line joining the glabella and the nasion and another from the occipital protuberance to the crista galli. **A., Interradial**, in biology, that formed in the star-fish by the coming together of the lateral walls of two adjacent ambulacral grooves. **A. of the Ischio-pubic**

Arch, that formed by the junction of the ischio-pubic rami. **A. of Jacquart**. See *A., Facial*. **A. of Jaw**, the junction of the lower border of the ramus of the mandible with its posterior border. **A. of Landzert**, that formed by the plane of the basilar groove and the horizontal line of the jugum sphenoidale. **A. of Lavater**, in craniometry, that contained between a line joining the point of the nose and the outer angle of the eye, and a line running from the same point to the angle of the mouth. According to Lavater, the greater the angle the more intelligent the individual. **A., Limiting**. See *A., Critical*. **A. of the Lips**, those formed by the union of the lips at either extremity of the mouth. **A., Lissauer's**, in craniometry, a number of angles in the median plane of the skull included between lines radiating from a fixed line connecting theinion and hornion (*radius fixus*). See also *A., Frontal*, and *A., Parietal*. **A., Louis's**, that between the manubrium and gladiolus of the sternum due to retraction in the upper part of the thorax. **A. of Ludovici**. See *A., Louis's*. **A., Ludwig's**. See *A., Louis's*. **A., Lumbo-iliac**, in veterinary anatomy, that formed by the junction of the sacrum and ilia. **A. m.**, that one of Lissauer's angles included between the radius fixus and a line joining the opisthion and the basion. **A., Maxillary (of Camper)**, in craniometry, that included between two lines extending from the point of contact of the upper and lower central incisor teeth, one to the ophryon and the other to the most prominent point of the lower jaw. **A., Metafacial (of Serres)**, that which the pterygoid processes form with the base of the skull. **A., Meter-**, in optics, the degree of convergence of the eyes when centered on an object one meter distant from each. **A. of the Mouth**. See *A. of the Lips*. **A., Mu**, that one of Lissauer's angles included between the radius fixus and a line joining the hornion and basion. **A., Mulder's**. See *A., External*. **A. n.**, that one of Lissauer's angles included between the radius fixus and a line joining the nasion and alveolar point. **A. n'**, that one of Lissauer's angles included between the radius fixus and a line joining the nasion and subnasal point. **A., Nasal (of Ranke)**, in craniometry, that included between the horizontal plane of the skull and a line passing through the middle of the alveolar border beneath the nasal spine and the center of the naso-frontal suture. **A., Nasal (of Welcker)**, in craniometry, that included between the naso-basilar and naso-subnasal lines. **A., Naso-basal (of Welcker)**. See *A., Nasal*. **A., Nasomalar**, in craniometry, that formed by two lines converging from the outer margins of the orbits to the base of the nose. **A. of the Neck**. See *A. of the Nucha*. **A. of the Neck of the Femur**, that formed between the neck and shaft of the femur. **A., Negative**, the name given to Quatrefages' parietal angle when it is inverted. **A. of the Nose**, that between the nose and the cheek. **A., Nu**, that one of Lissauer's angles included between the radius fixus and a line joining the hornion and nasion. **A. of the Nucha**, that formed by the junction of the nucha with the neck. **A. o.**, that one of Lissauer's angles included between the radius fixus and a line joining the lambda and bregma. **A. of Obliquity of Femur**, that formed by the shaft of the femur and a vertical line. **A., Occipital**, in craniometry, that formed by the intersection of the basicranial axis and the plane of the occipital foramen. **A., Occipital (of Broca)**, in craniometry, that between the lines joining the opisthion and the basion and nasal points. **A., Occipital (of Daubenton)**, in craniometry, the angle that Daubenton's line makes with the line joining the basion and opisthion. **A.,**

Occipital, Second, in craniometry, that formed by two lines joining the opisthion and the nasion and nasal spine. **A., Olfactory**, in craniometry, that formed by the intersection of the plane of the cribriform plate of the ethmoid and the basicranial axis. **A., Omega**, that one of Lissauer's angles between the radius fixus and a line joining the hornion and lambda. **A., Ophryo-alveolo-auricular**. See *A., Facial (of Cloquet)*. **A., Ophryo-spinal-facial**, in craniometry, that included between two lines from the nasal spine to the ophryon and auricular point. **A., Optic**, that included between lines joining the extremities of an object and the nodal point. The smallest is about 30 seconds. **A., Orbito-alveolo-condylar**, in craniometry, that included between the horizontal visual and alveolo-condylar planes. **A., Orbito-basilar**, in craniometry, that included between Barclay's basifacial plane and the plane of the orbital axes. **A., Orbito-facial**. See *A., Orbito-maxillary*. **A., Orbito-maxillary**, in craniometry, that included between the two lines joining the auricular point and the glabella and alveolar border. **A., Orbito-occipital**, in craniometry, that included between the plane of the occipital foramen and the bi-orbital plane. **A., Orifacial (of Barclay)**. 1. That included between Camper's line and the plane of mastication. 2. That included between the median antero-posterior line of the palatine arch and the median antero-posterior line of the plane of the lower border of the inferior maxilla. **A. p.**, that one of Lissauer's angles included between the radius fixus and a line joining the staphylion and alveolar point. **A., Palatine**, in craniometry, that included between Camper's line and a line on the plane of the alveolar arch. **A., Parietal (of Broca)**, in craniometry, that included between two lines joining the auricular point and the bregma and lambda. **A., Parietal (of Lissauer)**, that included between lines drawn from the bregma and lambda to the most prominent point of the parietal bone. **A., Parietal (of Quatrefages)**, in craniometry, that formed by the lines drawn through the extremities of the transverse maximum or bizygomatic diameter and the maximum transverse frontal diameter (called *positive* when it opens downward, *negative* when it opens upward). **A., Parietal, Posterior**, in craniometry, that included between two lines tangent to the parietal eminence and the most prominent points of the zygomatic arch. **A., Pi**, that one of Lissauer's angles included between the radius fixus and a line joining the hornion and alveolar point. **A. of Polarization**, in optics, the angle of reflection at which light is most completely polarized. **A., Positive**. See *A., Parietal (of Quatrefages)*. **A., Posterior (of Ilium)**. See *A., Cotyloid*. **A., Posterior (of Pubes)**, in veterinary anatomy, that portion of the pubes that helps to close in the obturator foramen internally. **A., Posterior (of Scapula)**. See *A., Dorsal (of Scapula)*. **A., Postero-external (of Ischium)**, in veterinary anatomy, the tuberosity of the ischium. **A., Postero-internal (of Ischium)**, in veterinary anatomy, the ischiadic arch. **A., Premaxillary**. See *A., Basifacial*. **A., Prepubic**, that formed by the male urethra in front of the pubes, the penis being in a flaccid state. **A. of Prognathism**, in craniometry, the angle indicating the degree of forward projection of the face. **A., Psi**. 1. That one of Lissauer's angles included between the radius fixus and a line joining the hornion and opisthion. 2. In optics, that between the optic axis and line of fixation. **A. of the Pubes**, that formed by the junction of the pubic bones at the symphysis. **A., Pyramidal**. See *A., Positive*. **A. of Quatrefages.**

See *A.*, *Parietal*. **A. of Ranke**. See *A.*, *Nasal*.
A. of Reflection, in optics, that which a reflected ray of light makes with a line drawn perpendicular to the point of incidence. **A. of Refraction**, in optics, that which exists between a refracted ray of light and a line drawn perpendicular to the point of incidence. **A. of Rib**, a line on the external surface of the shaft of the vertebral extremity of the rib, to which is attached the tendon of the sacro-lumbalis muscle. **A. s.**, that one of Lissauer's angles included between the radius fixus and a line joining the basion and staphylion. **A.**, **Sacro-vertebral**, that which the sacrum forms with the last lumbar vertebra. **A. of Segond**, in craniometry, angles formed between lines drawn from the basion to the various other craniometrical points. The *facial* angle of Segond is that between the line passing through the basion and mental points and the line passing through the basion and ophryon. The *Cerebral* angle of Segond is that between the line passing through the basion and opisthion, and the line passing through the basion and opisthion. **A. of Serres**. See *A.*, *Metafacial*. **A. Sigma**, that one of Lissauer's angles included between the radius fixus and a line drawn from the hornion to the staphylion. **A.**, **Sincipital**. See *A.*, *External (of Muller)*. **A. Spal**. See *A.*, *Summi Palati*. **A.**, **Sphenoidal**, in craniometry, that included between two lines joining the nasion and the basion with the center of the transverse groove of the optic commissure, at the point where the sloping anterior surface of the sella turcica passes over into the horizontal surface of the olivary eminence. **A.**, **Squinting**, that indicating the degree of divergence of the affected eye in strabismus. **A.**, **Sterno-clavicular**, that existing between the clavicle and the sternum. **A. of St. Hilaire (Geoffroy)**. See *A.*, *Facial*. **A.**, **Subcostal**, that formed by the outward inclination of the false ribs with the middle line of the body. **A.**, **Suboccipital**, in craniometry, that included between two lines joining Broca's auricular point with the posterior border of the occipital foramen and the external occipital protuberance. **A.**, **Subpubic**, that formed at the pubic arch. **A.**, **Summi Occipitis**, Lissauer's angle included between lines connecting the most prominent point of the occipital squama and the lambda and inion. **A.**, **Summi Palati**, Lissauer's angle included between lines drawn from the staphylion and alveolar point to the highest point of the arch of the palate. **A.**, **Supra-occipital**, in craniometry, that formed by two lines joining Broca's auricular point with the lambda and the external occipital protuberance. **A.**, **Symphysian**, that which the profile of the symphysis of the lower jaw makes with the plane of the inferior border of the lower jaw. **A.**, **Tentorial**, in craniometry, that included between the plane of the tentorium and the basicranial axis. **A. of Topinard**. See *A.*, *Facial*. **A. of Torsion**, the amount of twisting in the shaft of a bone. **A.**, **Total Cranial**, in craniometry, that measuring the cranial cavity between lines drawn from the auricular point to the ophryon and opisthion. **A. of the Uterus**, that at the cornua of the uterus, where the oviducts enter. **A.**, **Venosus**, that formed between the right and left brachio-cephalic veins. **A.**, **Vertebro-iliac**. See *A.*, *Ilio-vertebral*. **A.**, **Vestibular**, that formed in the vestibule by the junction of its posterior and middle walls. **A. of Virchow and Holder**. See *A.*, *Facial*. **A.**, **Visual**. See *A.*, *Optic*. **A. of Vogt**, in craniometry, that included between lines joining the nasion and the basion and alveolar point. **A.**, **Walther's**. See *A.*, *Internal*. **A.**, **Welcker's**. See *A.*, *Ephippial*, *A.*, *Nasal*, and

A., *Nasobasal*. **A.**, **Xiphoid**, in anatomy, that formed by the sides of the xiphoid notch. **A. y.**, that one of Lissauer's angles included between the radius fixus and a line joining the lambda and inion.
Angleberry (*ang'-gl-ber-ē*) [M. E., *angle*; *berry*]. Butchers' name for bovine tuberculosis. See *Grapes*.
Anglesey Leg (*ang'-gl-se leg*) [so called after the Marquis of Anglesey]. An artificial limb formed from a solid piece of wood hollowed out to receive the stump and provided with a steel joint at the knee. The ankle joint was made of wood, to which motion was communicated by strong cat-gut strings posteriorly and a spiral spring anteriorly.
Anglicus sudor (*ang'-lik-us sud'-dor*) [L.]. English sweating fever. A contagious malignant fever, also known as *Ephemera maligna*, characterized by black or dark-colored sweat.
Anglo-Swiss Food, an artificial infant food with the following composition: Water, 6.54; fat, 2.72; grape-sugar and milk-sugar, 23.29; cane-sugar, 21.49; starch, 34.55; soluble carbohydrates, 46.43; albuminoids, 10.26; ash, 1.20.
Angophrasia (*ang-go-fra'-ze-ah*) [*ἀγχερω*, to choke; *ὀπίσις*, utterance]. A speech-defect consisting of a choking, drawing, and agitated utterance, with repetitions and nasal sounds, occurring in paralytic dementia.
Angor (*ang'-gor*) [*angor*, a strangling]. Synonymous with *Angina*. Applied by some to epigastric pain.
Angry (*ang'-gre*) [M. E., *angerich*]. Characterized by acute inflammation and pain, as an *angry* sore.
Angström's Law. See *Law*.
Anguillidæ (*ang-gwīll'-u-lid-ē*) [*anguilla*, an eel]. The small nematoid worms that live in vinegar and sour paste.
Anguilliform (*ang-gwīll'-if-orm*) [*anguilla*, an eel; *forma*, form]. In biology, having the characters or form of an eel.
Anguillula (*ang-gwīll'-u-lah*) [dim. of *anguilla*, an eel]. A genus of parasitic round worms. *A. Stercoralis*. See *Thread-worms* and *Parasites*, *Animal*, *Table of*.
Anguine (*ang'-gwīn*) [*anguis*, a snake]. In biology, snake-like.
Anguish (*ang'-gwīsh*) [*angustia*, narrowness, distress]. Extreme bodily or mental distress.
Angular (*ang'-gu-lar*) [*angulus*, an angle]. Pertaining to an angle. **A. Artery and Vein**, the terminal branches of the facial artery and vein. **A. Gyrus, or Convolution**, the *pli courbe*, a convolution of the brain. **A. Movement**, the movement between two bones that may take place forward and backward, or inward and outward. **A. Processes**, the external and internal extremities of the orbital arch of the frontal bone.
Angularis scapulæ Muscle (*ang-gu-lar'-ris skap'-u-le*). The *levator anguli scapule*. See *Muscles*, *Table of*.
Anguliferous (*ang-gu-lif'-er-us*) [*angulus*, an angle; *ferre*, to bear]. In biology, having the last whorl angled or cornered.
Angulined (*ang'-gu-lin-er-ed*) [*angulus*, an angle; *neruum*, a nerve]. In biology, said of leaves in which the veins or nerves diverge from the midrib; pinnately nerved.
Angulo-dentate (*ang'-gu-lo-dent'-tāt*) [*angulus*, an angle; *dentatus*, toothed]. With angular teeth.
Angulus (*ang'-gu-lus*) [L.]. See *Angle*.
Angustate (*ang-gus'-tat*) [*angustare*, to straiten; to narrow]. Narrow.
Angustia (*ang-gus'-te-ah*) [L.]. Constriction; abnormal narrowness; distress.
Angusticollis (*ang-gus-te-koll'-is*) [*angustus*, narrow; *collum*, a neck]. In biology, with a slender neck.

Angustidentate (*ang-gus-te-den'tat*) [*angustus*, narrow; *dens*, a tooth]. In biology, with slender teeth.

Angustifoliolate (*ang-gus-te-fo'le-at*) [*angustus*, narrow; *foliatus*, leaved]. In biology, with narrow leaves.

Angustirostrate (*ang-gus-te-ros'trat*) [*angustus*, narrow; *rostrum*, beak]. In biology, having a narrow or compressed beak.

Angustiseptate (*ang-gus-te-sep'tat*) [*angustus*, narrow; *septum*, a partition]. In biology, having a narrow septum.

Angustura (*ang-gus-tu'rah*) [Sp., *Angostura*, a S. A. town]. Cusparia Bark. The bark of *Galipea cusparia*. A stimulant tonic and febrifuge used in malignant bilious fever, intermittent fever, and dysentery. In large doses emetic. Dose of fld. ext. $\text{m}_x\text{--xxx}$; of the bark gr. x-xl. Unof. **Infus. Cuspariæ** (B. P.). Dose $\frac{3}{4}$ i-j.

Angusturin (*ang-gus'tu-rin*) [Sp., *Angostura*, a S. A. town]. Synonym of Bruцин, *q. v.*

Anhaloin (*an-hal'oi-in*) [*Anhalonium*]. An intensely poisonous alkaloid, derived from the fruit of *Anhalonium (Mamillaria) lewinii*, a cactus. It produces collapse, followed by tetanus. Unof.

Anhalonium lewinii (*an-ha-lo'ne-um le-win'e-i*) [L.]. The cactus of this name is a native of Mexico. Its active principle is intensely poisonous and resembles strychnin in action. Dose of the extract gr. j. Unof.

Anhaphia (*an-ha'fe-ah*). See *Anaphia*.

Anhela (*an-he'lah*) [*anhelatio*, asthma]. A difficulty in breathing. **A. amphemerina**, **A. asinina**, **A. canina**, **A. clamosa**, **A. clangosa**, **A. delassans**, **A. perennis**, **A. puerilis**, **A. spasmodica**, **A. strangulans**, **A. suffocans**, **A. tussiculosa**, synonyms of *Pertussis*.

Anhelation (*an-he-lat'shun*) [*anhelare*, to pant]. Shortness of breath; dyspnea.

Anhematosis (*an-hem-at-o'sis*) [*av* priv.; *hæmatōsis*, to make bloody]. Defective formation of the blood.

Anhidrosis (*an-hid-ro'sis*) [*av* priv.; *ιδρώς*, sweat]. Absence or deficiency of sweat excretion.

Anhidrotic (*an-hid-rot'ik*) [*av* priv.; *ιδρώς*, sweat]. 1. Tending to check sweating. 2. An agent that checks sweating.

Anhystous (*an-his'tus*) [*av* priv.; *ιστός*, a web]. Structureless; not organized; plasmic.

Anhydremia (*an-hi-dre'me-ah*) [*av* priv.; *ιδωρ*, water; *αἷμα*, blood]. The opposite of hydremia; an abnormal decrease in the relative proportion of the water to that of the salts of the blood.

Anhydrid (*an-hi'drid*) [*av* priv.; *ιδωρ*, water]. One of a class of chemic compounds that may be regarded as made up of one or more molecules of water in which the whole of the hydrogen is replaced by negative or acid radicals (that may themselves contain hydrogen).

Anhydro-ecgonin (*an-hi'dro-ek'go-nin*) [*av* priv.; *ιδωρ*, water; *εκ*, out of; *γογόν*, horn]. A basic substance in the cocaine and ecgonin series, but more remote from cocaine than ecgonin.

Anhydro-glycochloral (*an-hi'dro-gli-ko-klo'ral*). See *Chloralose*.

Anhydromyelia (*an-hi-dro-mi'e-le-ah*) [*av* priv.; *ιδωρ*, water; *μυελός*, marrow]. A deficiency of the fluid that normally fills the spinal cavity.

Anhydrous (*an-hi'drus*) [*av* priv.; *ιδωρ*, water]. In chemistry, a term used to denote the absence of hydroxyl or of constitutional water.

Anhysteria (*an-his-te'ra-ah*) [*av* priv.; *ιστέρα*, the womb]. Absence of the uterus.

Anideus (*an-id'e-us*) [*av* priv.; *ιδώρ*, form]. The lowest form of omphalosite, in which the parasitic

fetus is reduced to a shapeless mass of flesh covered with skin.

Anidous (*an-id'us*) [*av* priv.; *ιδώρ*, form]. Formless, from general arrest of development; used of fetal monsters.

Anidrosis (*an-id-ro'sis*). See *Anhidrosis*.

Anidrotic (*an-id-rot'ik*). See *Anhidrotic*.

Anile (*an'il*) [*anilis*, an old woman]. Imbecile.

Anilid (*an'il-id*) [Arab., *al*, the; *nil*, dark blue]. Compounds formed by the action of acid chlorids or acid anhydrids upon the anilins. They are very stable derivatives.

Anilin (*an'il-in*) [Arab., *al*, the; *nil*, dark blue], $\text{C}_6\text{H}_7\text{N}$. Amidobenzene; formed in the dry distillation of bituminous coal, bones, indigo, isatin, and other nitrogenous substances. It is made by reducing nitrobenzene. It is a colorless liquid with a faint peculiar odor, boiling at 183° ; its sp. gr. at 0° is 1.036. When perfectly pure it solidifies on cooling, and melts at -8° .

It is slightly soluble in water, but dissolves readily in alcohol and ether. Combined with chlorine, the chlorates, and hypochlorites, the various anilin dyes are produced. It is a powerful narcotic poison. It is used in chorea and epilepsy with benefit in one-half grain doses. Unof. **A. Black**, $\text{C}_{14}\text{H}_{15}\text{N}_3$, one of the indulins formed by the oxidation of anilin by means of potassium chlorate in the presence of copper or vanadium salts. It is a dark-green amorphous powder, insoluble in the ordinary reagents, and is used in calico printing as a black color. See *Conspectus of Pigments*, under *Pigment*. **A. Colors**. See *Conspectus of Pigments*, under *Pigment*. **A. Red**. See *Fuchsin*. **A. Sulphate**, $[\text{C}_6\text{H}_7\text{N}_2]\text{SO}_4\text{H}_2$, used as a test for lignin. See *Stains*, *Table of*. **A. Violet**. See *Tyrolin*.

Anilinophile (*an-il-in'v-phil*) [*anilin*; *φιλέω*, to love]. Readily stained with anilin.

Anilism (*an'il-izm*) [*anilin*]. An acute or chronic disease produced in workmen in anilin factories by the poisonous fumes.

Anility (*an-il'it-e*) [*anilis*, an old woman]. The state of being imbecile or childish.

Anima (*an'im-ah*) [*animus*, spirit]. The soul; the vital principle; formerly, the active principle of a drug or medicine.

Animal (*an'im-al*) [*anima*, the spirit, breath, or life]. An organic being having life and power of motion. Pertaining to the same. The animal kingdom is composed of the *Vertebrata*, *Mollusca*, *Articulata*, and *Radiata*. **A. Black**. See *Conspectus of Pigments*, under *Pigment*. **A. Charcoal**, bone-black, ivory-black, etc., is the product of calcining bones in close vessels. **A. Chemistry**, that concerning itself with the composition of animal bodies. **A. Electricity**, electricity generated in the body. **A. Function**, any physiological action or process. **A. Gum**, $\text{C}_{12}\text{H}_{20}\text{O}_{10} + 2\text{H}_2\text{O}$. A substance prepared from mucin by Landwehr, and so named on account of its resemblance to the gum of commerce. It occurs in many tissues of the body, is soluble in water, and in alkaline solution readily dissolves cupric oxid, the solution not being reduced on boiling. It yields no coloration with iodine, and is very feebly dextrorotatory. **A. Heat**, the normal temperature of the body, about 68.5°F . **A. Kingdom**, a name for all animals considered collectively. **A. Magnetism**, mesmerism, hypnotism, etc. **A. Oil**. See *Dippel's Oil*. **A. Starch**. See *Glycogen*. **A. Tissue**. See *Tissue*.

Animalcule (*an-im-al'kul*) [*animalculum*, dim. of *animal*, a minute animal; *pl.*, *Animalcula*]. An organism so small as to require the microscope for its examination.

- Animalculism** (*an-im-al'-ku-lizm*) [*animalculum*, a little animal]. See *Spermism* and *Inoculation*.
- Animalculist** (*an-im-al'-ku-lists*) [*animalculum*, a little animal]. See *Inoculation*.
- Animalization** (*an-im-al'-iz-a'-shun*) [*animalis*, animate]. The process of assimilating food to the tissues of the body.
- Animation** (*an-im-a'-shun*) [*animare*, to have life or existence]. To be possessed of life. Formerly used to denote the effect of the vital principle by which the fetus acquires the power of continuing its existence.
- A., Suspended**, a condition marked by interrupted respiration and consciousness; caused by strangulation, the inhalation of carbon dioxide or other gases, etc.
- Anime** (*an'-im-e*) [Fr., *animé*, origin doubtful]. A name of various resins, especially that of *Hymenaea courbaril*, a tree of tropical America; sometimes used in plaster, etc. Unof. See *Copal*.
- Animism** (*an'-im-izm*) [*anima*, soul]. Stahl's theory of life and disease, namely, that the soul is the source of both normal and pathologic activities.
- Anion** (*an'-e-on*) [*áva*, up; *íow*, going]. In electrolysis, an electro-negative element. See *Ion*.
- Anions** (*an'-e-onz*) [*ávov*, going up]. The atoms that collect around either pole when a compound is decomposed by electricity.
- Aniridia** (*an-ir-id'-e-ah*) [*áv* priv.; *írnc*, the rainbow]. Absence or defect of the iris.
- Anisandrous** (*an-is-an'-dru-s*) [*ávncoc*, unequal; *ávnp*, male]. Same as *Anisostemenous*.
- Anisanthous** (*an-is-an'-thus*) [*ávncoc*, unequal; *ávθoc*, flower]. In biology, varying as to the form of the perianth.
- Anischuria** (*an-is-ku'-re-ah*) [*áv* priv.; *íσuupa*, retention of urine]. Enuresis or incontinence of urine.
- Anise** (*an'-is*). See *Anisum*.
- Anisic** (*an-is'-ik*) [*anisum*, anise]. Pertaining or belonging to anise. **A. Acid**. See *Acid*. **A. Aldehyd**. See *Aldehyd*.
- Anisin** (*an'-is-in*) [*anicum*, anise], $C_{10}H_{12}N_2O_3$. An artificial crystalline alkaloid, a derivative of anise.
- Anisobryous** (*an-is-ob'-re-us*) [*ávncoc*, unequal; *βpíov*, growth]. Same as *Monocotyledonous*.
- Anisocoria** (*an-is-o-ko'-re-ah*) [*ávncoc*, unequal; *κοpí*, pupil]. Inequality in the diameter of the pupils.
- Anisodont** (*an-i'-so-dont*) [*ávncoc*, unequal; *óδοc*, tooth]. In biology, having irregular teeth of unequal length.
- Anisognathous** (*an-is-og'-na-thus*) [*ávncoc*, unequal; *γuθoc*, jaw]. In biology, having the two jaws unlike as to the molar teeth.
- Anisogynous** (*an-is-og'-in-us*) [*ávncoc*, unequal; *γvή*, a female]. In biology, with fewer carpels than sepals.
- Anisol** (*an'-is-ol*) [*anisum*, anise], C_7H_6O . Methyl phenyl ether, produced by heating phenol with potassium and methyl iodid or potassium methyl sulphate in alcoholic solution. It is an ethereal-smelling liquid, boiling at 152° ; its sp. gr. at 15° is 0.991.
- Anisomelous** (*an-is-om'-e-lus*) [*ávncoc*, unequal; *μéloc*, a limb]. With limbs of unequal length.
- Anisomerous** (*an-is-om'-er-us*) [*ávncoc*, unequal; *μέpoc*, part]. In biology, having the parts or organs unequal in successive series, as parts of the flowers in different whorls, or ridges, or successive molar teeth.
- Anisometropia** (*an-is-om-et-rop'-e-ah*) [*áv* priv.; *íσoc*, equal; *μeτpov*, a measure; *óv*, the eye]. A difference in the refraction of the two eyes.
- Anisometric** (*an-is-om-et-rop'-ik*) [*áv* priv.; *íσoc*, equal; *μeτpov*, a measure; *óv*, the eye]. Affected with anisometropia.
- Anisopetalous** (*an-is-op-et'-al-us*) [*ávncoc*, unequal; *πeτáov*, leaf]. In biology, with unequal petals.
- Anisophyllous** (*an-is-opp'-il-us*) [*ávncoc*, unequal; *φύλλov*, leaf]. In biology, applied to the leaves of a pair of whorls when they are unequal.
- Anisopia** (*an-is-ó'-pe-ah*) [*ávncoc*, unequal; *óv*, eye]. Inequality of visual power in the two eyes.
- Anisopleural** (*an-is-ó'-plu'-ral*) [*ávncoc*, unequal; *πeπpov*, the side]. In biology, bilaterally asymmetric.
- Anisopogonous** (*an-is-ó'-pog'-o-nus*) [*ávncoc*, unequal; *πovov*, beard]. In biology, applied to feathers the vanes of which are asymmetric.
- Anisopterous** (*an-is-ó'-ter-us*) [*ávncoc*, unequal; *πeπpov*, a wing]. In biology, with asymmetric or unequal wings.
- Anisospore** (*an-is-ó'-spor*) [*ávncoc*, unequal; *σπόpov*, a spore]. In biology, one of the two varieties of spores produced by colonial species of Radiolarians.
- Anisostemenous** (*an-is-ó'-stem'-en-us*) [*ávncoc*, unequal; *σήuov*, a thread]. In biology, applied to plants the stamens of which are not of the same number as the petals.
- Anisosthenic** (*an-is-ó'-sthen'-ik*) [*ávncoc*, unequal; *σθέpoc*, strength]. Not of equal power; used of pairs of muscles, etc.
- Anisostomous** (*an-is-ó'-tom-us*) [*ávncoc*, unequal; *σπόpov*, mouth]. With an irregular mouth or orifice.
- Anisotropic** (*an-is-ó'-trop'-ik*) [*ávncoc*, unequal; *τροπέov*, turning]. Not possessing the same properties in all directions with respect to light. In biology, varying in irritability in different parts or organs.
- Anisotropous** (*an-is-ó'-ro-pus*) [*ávncoc*, unequal; *τρέπεω*, to turn]. Not isotropous; not having the same refracting power in all directions. A term applied to doubly refracting bodies.
- Anisum** (*an'-is-um*) [L.; *gen.*, *Anisi*]. Anise. The fruit of *Anisum pimpinella*. Its properties are due to a volatile oil. It is slightly stimulant to the heart action. It is useful chiefly to liquefy bronchial secretions, and is therefore a favorite ingredient in cough mixtures. Dose gr. x-xx. **A. Aqua**, oil of anise 1, water 500 parts. Dose indefinite. **A. Essentia** (B. P.). Dose ℥x-xx. **A. Oleum**, an ingredient in tinct. opii camph. Dose, ℥j-v. **A. Spt.**, a ten per cent. solution of the oil in alcohol. Dose, ʒi-ij.
- Anisyl** (*an'-is-il*) [*anisum*, anise], $C_{11}H_{12}O_2$. A hypothetical radicle supposed to be found in anise and its derivatives.
- Anitrogenous** (*ah-ni-trof'-en-us*) [*á* priv.; *nitrum*, niter; *γενέω*, producing]. Non nitrogenous.
- Anixyus** (*ah-niks'-e-us*) [*á* priv.; *ίξίc*, the loins]. In biology, without hips and thighs.
- Ankle** (*ang'-kl*) [M. E., *ancl*]. The joint between the tibia and fibula above and on the sides, and the astragalus below. It is a ginglymus joint, with three ligaments, the anterior, internal, and external. **A.-bone**, the astragalus. **A. Clonus**, the succession of a number of rhythmic muscular contractions in the calf of the leg, when the limb is extended and the foot flexed suddenly by a pressure upon the sole. It is a symptom of various diseases of the myelon, such as meningo-myelitis. See *Reflexes*, Table of. **A.-jerk**. See *A. Clonus*. **A.-joint**. See *Ankle*. In biology, the tarsal joint. **A. Reflex**. See *A. Clonus*.
- Anklet** (*ang'-let*) [M. E., *ancl*]. A leather band to pass around and support the ankle.
- Ankuroid** (*ang'-ku-roid*). See *Ankyroid*.
- Ankyleron** (*ang-kil-en'-ter-on*) [*άγκύλη*, a coil; *έντερον*, an intestine]. An adhesion between intestinal coils.
- Ankyloblepharon** (*ang-kil-ó-blef'-ar-on*) [*άγκύλη*, a thong or loop; *βλέφαρον*, the eyelid]. The adhesion of the ciliary edges of the eyelids.

- Ankylocheilia** (*ang-kil-o-ki'le-ah*) [*ἀγκύλη*, loop; *χείλος*, lip]. Adhesion of the lips.
- Ankylocolpos** (*ang-kil-o-kol'-pos*) [*ἀγκύλη*, a noose; *κόλπος*, the vagina]. Atresia or closure of the vagina or vulva.
- Ankylocore** (*ang-kil-ok'-o-re*) [*ἀγκύλη*, a noose; *κόρη*, the pupil]. Obliteration of the pupil by closure and adhesion.
- Ankylodontia** (*ang-kil-o-don'-she-ah*) [*ἀγκύλη*, a loop; *ὄδους*, a tooth]. Irregularity in the position of the teeth.
- Ankyloglossia** (*ang-kil-o-glos'-e-ah*) [*ἀγκύλη*, a noose; *γλῶσσα*, the tongue]. Tongue-tie.
- Ankyloglossotome** (*ang-kil-o-glos'-o-tom*) [*ἀγκύλη*, a noose; *γλῶσσα*, the tongue; *τομή*, a cut]. An instrument used in treating tongue-tie.
- Ankylolemele** (*ang-kil-o-me'-le*) [*ἀγκύλομήλη*; *ἀγκύλος*, bent; *μήλη*, a probe]. A curved probe.
- Ankylomerism** (*ang-kil-om'-er-izm*) [*ἀγκύλη*, a tie; *μέρος*, a part]. Abnormal adherence of parts to each other.
- Ankylopodia** (*ang-kil-o-po'-de-ah*) [*ἀγκύλη*, a loop; *πῶς*, a foot]. Ankylosis of the ankle-joint.
- Ankyloproctia** (*ang-kil-o-prok'-te-ah*) [*ἀγκύλη*, a loop; *πρωκτός*, the anus]. Atresia of the anus.
- Ankylorrhinia** (*ang-kil-o-rin'-e-ah*) [*ἀγκύλος*, a loop; *ῥίς*, the nose]. Marked adhesion between the walls of a nostril.
- Ankylose** (*ang'-kil-os*) [*ἀγκύλος*, bent]. To be, or to become, consolidated or firmly united, as two bones; used commonly of pathologic, but sometimes of normal, union.
- Ankylosis** (*ang-kil-o'-sis*) [*ἀγκύλος*, a stiff joint]. Union of the bones forming a joint, resulting in a stiff joint. **A., False, or Spurious**, is due to the rigidity of surrounding parts. **A., True, or Bony**, when the connecting material is bone. **A., Ligamentous**, when the medium is fibrous.
- Ankylostoma** (*ang-kil-os'-to-mah*), or **Ankylostomum** (*ang-kil-os'-to-mum*) [*ἀγκύλος*, crooked; *στόμα*, a mouth]. A genus of nematoid worms, one species of which, *A. duodenale*, is found in the human intestine. This is now referred to the genus *Dochmius*. See *Ankylostomiasis*.
- Ankylostomiasis** (*ang-kil-os-to-mi'-as-is*) [*ἀγκύλος*, crooked; *στόμα*, a mouth]. A peculiar anemia produced by the parasite *Ankylostoma duodenale* (*Dochmius duodenalis*. Leuck), sucking the blood from the walls of the duodenum. It is especially prevalent among brickmakers and other workmen in Europe. It is called also Dochmiasis, Brickmakers' Anemia, Tunnel Anemia, Miners' Cachexia, Egyptian Chlorosis, Tropical Chlorosis, etc. Male fern and thymol expel the worm.
- Ankylotia** (*ang-kil-o'-she-ah*) [*ἀγκύλη*, a noose; *ὄτις*, ear]. Union of the walls of the meatus auditorius.
- Ankylotome** (*ang-kil'-o-tom*) [*ἀγκύλη*, a loop; *τομή*, a cut]. 1. A knife for operating on tongue-tie. 2. Any curved knife.
- Ankyrism** (*ang'-kir-izm*) [*ἀγκύρισμα*, a hooking]. Articulation or suture by one bone hooking upon another.
- Ankyroid** (*ang'-kir-oid*) [*ἀγκύρα*, a hook]. Hook-shaped. **A. Cavity**, in the brain, the posterior cornu of the lateral ventricle. **A. Process**, the coracoid process.
- Anlage** (*an'-lag-e*) [Ger., "a laying out"]. In biology, a term adopted from the German to indicate (1) a primary constituent of the germ or organism; (2) a constitutional predisposition.
- Annandale's Operation**. See *Operations, Table of*.
- Annatto** (*an-at'-o*). See *Annatto*.
- Anneal** (*an-él'*) [Saxon, *annehan*, to heat]. To heat and cool slowly, as gold or other metals.
- Annealing** (*an-él'-ing*) [Saxon, *annehan*, to heat]. The process of applying heat to a metal for the purpose of removing brittleness and increasing its ductility and malleability.
- Annectent** (*an-ek'-tent*) [*ad*, to; *nectere*, to bind]. In biology, linking or binding together.
- Annellism** (*an'-el-izm*) [*anellus*, dim. of *annulus*, a ring]. In biology, possessing a ringed structure.
- Annidalin** (*an-id'-al-in*). See *Aristol*.
- Annotin** (*an'-o-tin*) [*annotinus*, of last year]. In biology, one year old.
- Annotinous** (*an-ol'-in-us*) [*annotinus*, of last year]. In biology, having distinct yearly growths.
- Annotto** (*an-ol'-o*) [native American]. Annatto, arnotto. A coloring matter obtained from the pericarpes of the seeds of *Bixa orellana*. L. Used to color plasters. Also employed as an artificial color for butter. See *Pigments, Conspectus of*.
- Annual** (*an'-u-al*) [*annus*, a year]. Yearly. In biology, plants that mature and die in one year.
- Annuens** (*an'-u-ens*) [*annuere*, to nod]. The rectus capitis anticus minor muscle. See *Muscles, Table of*.
- Annuent** (*an'-u-ent*) [*annuere*, to nod]. Serving to bend the head forward; as annuent muscles.
- Annular** (*an'-u-lar*) [*annulus*, a ring]. Ring-like. A number of ligaments of the joints are called annular, as those of the ankle, wrist, etc. **A. Cartilage**, the cricoid cartilage. **A. Finger**, the ring finger. **A. Muscle of Müller**, the circular fibers of the ciliary muscle. **A. Process, or Protuberance**, the pons varolii. **A. Reflex** (of macula), a ring-like reflection sometimes seen with the ophthalmoscope surrounding the macula.
- Annulism** (*an'-u-lizm*) [*annulus*, a ring]. The state or quality of being ringed, as shown in certain worms.
- Annulose** (*an'-u-los*) [*annulus*, a ring]. In biology, possessing rings.
- Annulus** (*an'-u-lus*) [*annulus*, a ring]. A ring-shaped or circular opening. A circular or rounded margin. In biology, an encircling band, as those about the capsules of mosses; the spore-cases of ferns, the mantle. Cf. *Molluses*, etc. **A. abdominalis**, the external and internal abdominal rings. **A. abdominis**, the inguinal ring. **A. ciliaris**, the boundary between the iris and choroid. **A. fibrosus**, the external part of the intervertebral discs. **A. membrani tympani**, an incomplete bony ring that forms the fetal auditory process of the temporal bone. **A. osseus**, the tympanic plate. **A. ovalis**, the rounded or oval margin of the *Foramen ovalis*. **A. subgenitalis**, a firm, cartilaginous-like, subgenital ring, the supporting plate of the subumbrella in medusæ. **A. tracheæ**, any tracheal ring. **A. umbilicus**, the umbilical ring. **A. of Vieussens**. Same as *A. ovalis*.
- Anocarpous** (*an-o-kar'-pus*) [*άνω*, upward; *καρπός*, fruit]. In biology, bearing fruit on the upper side of the frond.
- Anocathartic** (*an-o-kath-ar'-tik*) [*άνω*, upward; *καθαρτικός*, purging]. Emetic.
- Ano-coccygeal** (*a-no-kok-sij'-e-al*) [*anus*, the fundament; *κόκκυξ*, the coccyx]. Pertaining to the anus and the coccyx. **A. Ligament**, connects the tip of the coccyx with the external sphincter ani muscle.
- Anodal** (*an'-o-dal*) [*άνω*, up; *ὁδός*, a way]. Relating to an anode; electrically positive. **A. Diffusion**. Same as *Cataphoresis*. **A. Opening Contraction**. See *Contraction*.
- Anode** (*an'-od*) [*άνω*, up; *ὁδός*, a way]. The positive pole of a galvanic battery.
- Anodic** (*an-od'-ik*) [*άνω*, upward; *ὁδός*, way]. In biology, applied to the upper edges of leaves arranged in ascending spirals.

- Anodontia** (*an-o-don'-she-ah*) [*ár* priv.; *ὄδους*, tooth]. Absence of the teeth.
- Anodyne** (*an'-o-din*) [*ár* priv.; *ὀδίνω*, pain]. A medicine that gives relief from pain. From their tendency to produce sleep they are called *hypnotics*. **A.**, Hoffmann's. See *Ether*.
- Anodynia** (*an-o-din'-e-ah*) [*ár* priv.; *ὀδίνω*, pain]. Absence of pain.
- Anœa** (*an-e'-ah*). See *Anœia*.
- Anœsia** (*an-o-e'-ze-ah*) [*ánœsia*, a want of sense]. Want of understanding.
- Anogenic** (*an-o-jeñ'-ik*) [*áva*, upward; *γενε*, produced]. In biology, of ascending or inward growth.
- Anoia** (*an-oi'-ah*) [*ánœia*, idiocy]. Synonym of *Idiocy*.
- Anol** (*an'-ol*) [see *Anthol*], C₉H₁₀O. A substance obtained from anethol by heating it with caustic alkali to 200–230°. It consists of brilliant leaflets, melting at 62°.
- Anomaliflorous** (*an-om-al-if-lo'-rus*) [*anomalus*, irregular; *flor*, flower]. In biology, bearing irregular flowers.
- Anomaliped** (*an-om'-al-ip-ed*) [*anomalus*, irregular; *pes*, foot]. In biology, characterized by having one of the phalanges of the middle toe joined to the inner toe, and three to the outer toe, as in syndactylous birds, the kingfisher, etc.
- Anomalocephalous** (*an-om-al-o-sef'-al-us*) [*ánœnaōs*, strange; *κεφαλή*, the head]. Having a deformed head.
- Anomalocephalus** (*an-om-al-o-sef'-al-us*) [*ánœnaōs*, strange; *κεφαλή*, the head]. One who has a deformed head.
- Anomalognatous** (*an-om-al-o-gon'-at-us*) [*ánœnaōs*, strange; *γονατιον*, hip-joint]. In biology, said of birds (*Passeres*) having no ambiens muscle.
- Anomalous** (*an-om'-al-us*) [*ánœnaōs*, not ordinary]. Irregular; characterized by deviation from the common or normal order.
- Anomalus** (*an-om'-al-us*) [*ánœnaōs*, not ordinary]. A muscle or muscular slip sometimes occurring beneath the levator labii superioris alæque nasi.
- Anomaly** (*an-om'-al-ē*) [*ánœnaōsia*, irregularity]. A marked deviation from the normal or typical structure or occurrence.
- Anomobranchiate** (*an-o-mo-brang'-ke-āt*) [*ánœmos*, irregular; *σπύγχα*, gills]. In biology, characterized by having anomalous gills.
- Anomo-carpous** (*an-o-mo-kar'-fus*) [*ánœmos*, irregular; *καρπος*, fruit]. In biology, producing anomalous or irregular fruits.
- Anomocephalus** (*an-o-mo-sef'-al-us*) [*ó* priv.; *νόμος*, law; *κεφαλή*, head]. See *Anomalocephalus*.
- Anomophyllous** (*an-o-mof'-il-us*) [*á* priv.; *νόμος*, a law; *σῆμα*, a leaf]. In biology, with irregularly-arranged leaves.
- Anomphalous** (*an-om'-fal-us*) [*ár* priv.; *ὀμφαλός*, navel]. Having no navel, a condition that may result from disease or from a surgical operation.
- Anomural** (*an-o-mur'-al*) [*ánœmos*, irregular; *οὐρά*, tail]. In biology, characterized by having a small, irregular tail.
- Anonychia** (*an-o-nik'-e-ah*) [*ár* priv.; *ὄνυξ*, nail]. Absence or defect of the nails.
- Anonym** (*an'-o-nim*) [*ánœnimos*, nameless]. In biology, an insignificant or unscientifically formed name.
- Anonyma** (*an-om'-im-ah*) [*ár* priv.; *ὄνυμα*, name]. The innominate artery.
- Anonymous** (*an-om'-im-n*) [*ár* priv.; *ὄνυμα*, a name]. Nameless. **A. Bone**. See *Innomination*.
- Anoöpsia** (*an-o-öf'-se-ah*) [*ánœ*, upward; *ὄψις*, vision]. Strabismus in which the eye is turned upward.
- Anophthalma** (*an-off-thal'-mah*). See *Anophthalmia*.
- Anophthalmia** (*an-off-thal'-me-ah*) [*ár* priv.; *ὀφθαλμός*, eye]. Congenital absence of the eyes. **A. cyclopica**, a congenital malformation in which the eye-socket is very ill-developed and the orbit rudimentary or altogether absent.
- Anophthalmos** (*an-off-thal'-mus*) [*ár* priv.; *ὀφθαλμός*, eye]. 1. Congenital absence of the eyes. 2. A person born without eyes.
- Anopia** (*an-o'-pe-ah*) [*ár* priv.; *ὤψι*, the eye]. Absence or rudimentary development of the eye.
- Anopluriform** (*an-o-plu'-rif-orm*) [*ánœplous*, unarmed; *οἶμα*, tail; *forma*, form]. Resembling or related to a louse.
- Anopsia** (*an-öf'-se-ah*) [*ár* priv.; *ὄψις*, vision]. See *Amblyopia*.
- Anopsy** (*an'-öp-se*). Same as *Anopsia*.
- Anopylus** (*an-o-pi'-lus*) [*ánœ*, forward; *πίλη*, a gate]. Lissauer's term for a skull in which there is a strong forward inclination of the foramen magnum.
- Anorchia** (*an-or'-ke-ah*). See *Anorchism*.
- Anorchism** (*an'-or-kizm*) [*ár* priv.; *ὄρχις*, the testicle]. Absence of the testicles.
- Anorchous** (*an-or'-kus*) [*ár* priv.; *ὄρχις*, the testicle]. Without testicles.
- Anorchus** (*an-or'-kus*) [*á* priv.; *ὄρχις*, the testicle]. A person in whom the testicles are absent or not descended.
- Anorectic, Anorectous** (*an-o-rek'-tik*, *an-o-rek'-tus*) [*ár* priv.; *ὄρεξις*, appetite]. Without an appetite.
- Anorexia** (*an-o-rek'-se-ah*) [*ár* priv.; *ὄρεξις*, appetite]. Absence or diminution of appetite, occurring in gastric diseases, fevers, and many chronic affections. **A.**, **Hysteric**. See *Apepsia*, *Hysteria*. **A. nervosa**, an hysterical affection occurring chiefly in young neurotic females. It is characterized by extreme emaciation and a great aversion to food.
- Anorganic** (*an-or-gan'-ik*) [*á* priv.; *ὄργανον*, an organ]. Not containing organs, as the epidermis.
- Anorhin** (*an'-or-in*) [*ánœ*, upward; *ῥις*, the nose]. A term applied by Lissauer to skulls in which the subnasal point lies above the *radius fixus* taken as a horizontal.
- Anorophos** (*an-o'-ro-fos*) [*á* priv.; *ὄροφος*, a roof]. Not having the skull-cap.
- Anorthopia** (*an-or-tho'-pe-ah*) [*án* priv.; *ὀρθός*, straight; *ὄψις*, vision]. 1. A defect in vision in which straight lines do not seem straight, and parallelism or symmetry is not properly perceived. 2. Squinting; obliquity of vision.
- Anorthosis** (*an-or-tho'-sis*) [*ár* priv.; *ὀρθωσις*, a making straight]. Absence or defect of erectility.
- Anosia** (*an-o'-se-ah*) [*á* priv.; *νόσος*, disease]. Without disease; normal health.
- Anosmia** (*an-öf'-me-ah*) [*ár* priv.; *ὀσμή*, smell]. Partial or complete loss of the sense of smell, due either to local disease or disease of the olfactory nerves or bulb. It is associated with impairment or loss of the sense of taste.
- Anosphrasia** (*an-os-fra'-ze-ah*) [*án* priv.; *ὀσφρασία*, smell]. Defect or absence of the sense of smell.
- Anosphresia** (*an-os-fre'-se-ah*). See *Anosphresis*.
- Anosphresis** (*an-os-fre'-sis*) [*án* priv.; *ὀσφρῆσις*, odor]. Same as *Anosphrasia*.
- Anosphresy** (*an-ös'-fre-se*). See *Anosphresia*.
- Anospinal** (*a-no-spi'-nal*) [*anus*, the fundament; *spina*, the backbone]. Relating to the anus and the spinal cord. **A. Center** is situated in the lumbar portion of the spinal cord; it controls the anal sphincters.
- Anostomus** (*an-o-sto'-mus*) [*ánœ*, upward; *στόμα*, mouth]. Lissauer's term for a skull in which the alveolar point is elevated above the *radius fixus*, the latter being horizontal.

Anostosis (*an-os-to'-sis*) [*áv* priv.; *ὀστίον*, bone]. Defective development of bone.

Anotus (*an-ot'-tus*) [*áv* priv.; *οὖς*, the ear]. An earless monstrosity.

Anovesical (*a-no-ves'-ik-al*) [*anus*, the fundament; *vesica*, the bladder]. Pertaining conjointly to the anus and urinary bladder.

Anoxymia (*an-ok-s-e'-me-ah*) [*áv* priv.; *oxygen*; *αἷμα*, blood]. An abnormal condition due to the breathing of an insufficient amount of oxygen; mountain sickness; balloon sickness.

Ansa (*an'-sah*) [L., a "handle;" *pl.*, *Ansa*]. A loop or curved structure suggesting by its form the handle of a vessel; a loop in a nerve, intestine, or vessel, or in a surgeon's thread. **A. capitis**, the zygomatic arch. **A., Haller's**, the loop formed by the nerve joining the facial and glosso-pharyngeal nerves. **A., Henle's**. See *Henle's Loop*. **A. hypoglossi**, a loop formed at the middle of the neck by the junction of the descendens noni nerve with branches of the second and third cervical nerves. **A. of Reil**, the name given to that portion of the brain just ventrad of the thalamus. **A. sacralis**, a loop joining the ganglion impar (G. Walteri) with the sympathetic trunks of the two sides. **A. of Vieussens**, a loop extending from the third cervical ganglion and surrounding the subclavian artery. **A. of Wrisberg**, the nerve joining the right great splanchnic and right pneumogastric nerves.

Anserine (*an'-ser-in*) [*anserinus*; *anser*, a goose]. Resembling a goose. **A. Disease**, an emaciation of the hands, rendering the tendons unduly prominent, and suggesting the appearance of a goose's foot. **A. Skin**. See *Cutis anserina*.

Antie's Test. See *Tests, Table of*.

Ansulate (*an'-su-lát*) [*ansula*, a little handle]. The coiled and bent-over extremity of a stem or tendril.

Ant-, **Anti-** (*ánt-* or *an'-te*) [*ávτι*, against]. Prefixes to compound words signifying opposed to, against, counteracting, etc.

Antacid (*ant-as'-id*) [*anti*, against; *acidus*, acid]. A substance counteracting or neutralizing acidity; an alkali.

Antacid (*ant-ak'-rid*) [*anti*, against; *acer*, sharp]. Correcting acidity in the secretions. **A. Tincture**. See *Guaic Mixture, Fennel's*.

Antadiform (*ant-ad'-if-orm*) [*anti*, opposite; *ad*, toward; *forma*, form]. In biology, having the dorsal and ventral contours inversely similar, as in certain fishes.

Antagonism (*an-tag'-o-niz-m*) [*ἀνταγωνίζεσθαι*, to struggle against]. Opposed activity, as of two sets of muscles or of two remedial agents.

Antagonist (*an-tag'-o-nist*) [*ἀνταγωνιστής*, counteracting]. A term applied to a drug that neutralizes the therapeutic effects of another. In anatomy, a muscle that acts in opposition to another. Applied also to diseases that seem to exclude each other. See *Drug*. **A., Associated**, a name given to that muscle of a healthy eye that turns the globe in the same direction as the affected muscle of the opposite eye would, if normal, turn the eye to which it belongs.

Antagonistic (*an-tag-o-nis'-tik*) [*ἀνταγωνιστής*, counteracting]. Opposing. **A. Drugs, Table of**. See *Drug*.

Antalgic (*ant-al'-jik*) [*ávτι*, against; *ἄλγος*, pain]. 1. Relieving pain. 2. A remedy relieving pain.

Antalkaline (*ant-al'-kal-in* or *-en*). An agent neutralizing alkalies, as acids.

Antambulacral (*ant-am-bu-la'-kral*) [*ávτι*, against; *ambulacrum*, a walk]. In biology, located opposite or away from the ambulacra.

Antaphrodisiac (*ant-af-ro-dis'-e-ak*) [*ávτι*, against; *ἀποβίασις*, sexual desire]. 1. Lessening the venereal desires. 2. An agent that lessens the venereal impulse; an aphrodisiac.

Antapoplectic (*ant-ap-o-plek'-tik*) [*ávτι*, against; *ἀποπληξία*, apoplexy]. Efficient in preventing or treating apoplexy.

Antarthritic (*ant-ar-thrit'-ik*) [*ávτι*, against; *ἄρθριτικός*, gouty]. 1. Relieving the gout. 2. A medicine for the relief of gout.

Antasthenic (*ant-as-then'-ik*) [*ávτι*, against; *ἀσθένεια*, weakness]. Tending to correct debility and restore the strength.

Antasthmatic (*ant-az-mat'-ik*) [*ávτι*, against; *ἀσθμα*, short breath]. 1. Relieving the asthma. 2. A medicine serving for the relief of asthma.

Antatrophic (*ant-at-rof'-ik*) [*ávτι*, against; *ἀτροφία*, wasting]. 1. Preventing atrophy. 2. A drug that will prevent wasting or atrophy.

Antebrachium (*an-te-brat'-ke-um*) [*ante*, before; *brachium*, the arm]. The forearm.

Antechamber (*an'-te-chám-ber*) [*ante*, before; M.E., *chamber*, a room]. In biology, the space between the guard-cells of a stoma.

Antecoxal (*an-te-koks'-al*) [*ante*, before; *coxa*, the hip joint]. In biology, located anterior to a coxa.

Antecurvature (*an-te-ker'-val-chür*) [*ante*, forward; *curvatus*, bent]. A forward curvature.

Antedisplacement (*an-te-dis-plás'-ment*) [*ante*, forward; O. F., *desplacer*, to put out of place]. Forward displacement of a part or organ.

Antedonin (*an-te-don'-in*) [*Antedon*, a crinoid, from *ἀνθηδών*, the Greek medlar]. A pigment obtained from *Comatula rosacea*, a crinoid echinoderm.

Anteflexion (*an-te-flek'-shun*) [*ante*, before; *flectere*, to bend]. A bending forward. **A. of Uterus**, a condition in which the fundus sinks between the cervix and the neck of the bladder.

Antefurca (*an-te-fer'-kah*) [*ante*, before; *furca*, a fork]. In biology, a Y-shaped chitinous prop affixed to the under surface of the thorax of insects and projecting into the thoracic cavity. Cf. *Medifurca* and *Postfurca*.

Antegrade (*an'-te-grád*) [*antegrédi*, to precede]. Anabolic; not retrograde or catabolic.

Antehelix (*an-te-he'-liks*). See *Anthelix*.

Antelocation (*an-te-lo-ka'-shun*) [*ante*, before; *locus*, a place]. The forward displacement of an organ or viscus.

Antembasis (*ant-em'-bas-is*) [*ἀντέμβασις*, interlocking]. The setting or locking of bones.

Antemetemetic (*ant-e-met'-ik*). See *Antiemetic*.

Ante mortem (*an'-te mor'-tem*) [L.]. Before death.

Antenarial (*an-te-na'-re-al*) [*ante*, before; *nares*, the nostrils]. Situated in front of the nostrils.

Antenna (*an-ten'-ah*) [*ἀντέννη*, to stretch out]. In biology, one of the paired, articulated, sensory appendages of the head of an arthropod. One of a pair of long additions to the male flower in certain orchids.

Antennaria (*an-ten-a'-re-ah*). See *Everlasting*.

Anteocular (*an-te-ok'-u-lar*) [*ante*, before; *oculus*, the eye]. In biology, situated in advance of the eyes.

Anteoperculum (*an-te-o-per'-ku-lum*) [*ante*, before; *operculum*, a lid]. In biology, the *Preoperculum*, 3.5.

Anteorbital (*an-te-or'-bit-al*) [*ante*, before; *orbita*, the track of a wheel]. In comparative anatomy, placed in advance of the eyes.

Ante partum (*an'-te par'-tu-m*) [L.]. Before delivery.

Antepectoral (*an-te-pek'-tor-al*) [*ante*, before; *pectus*, the breast]. Placed in front of the chest.

Antepectus (*an-te-pek'-tus*) [*ante*, before; *pectus*, the breast]. In biology, the sternal region of the prothorax.

Antephalitic (*ant-ef-e-all'-tik*) [*ἀντι*, against; *ἰουάντης*, nightmare]. Preventive of nightmare.

Antepileptic (*ant-ep-il-ep'-tik*) [*ἀντι*, against; *ἐπιήρησις*, epilepsy]. Relieving epilepsy.

Anteprostatic (*an-te-pros-tal'-ik*) [*ante*, before; *προστατή*, one who stands before]. Situated before the prostate. **A. Glands**, certain small accessory glands sometimes found between Cowper's gland and the prostate.

Anterethic (*an-ter-eth'-ik*) [*ἀντι*, against; *ἐπιθασμός*, irritation]. Soothing; allaying irritation.

Anterior (*an-te'-re-er*) [*anterior*, forward]. Situated ventrad or hemad of a corresponding organ, the latter being designated as *posterior* (or *posterioris*). **A. Poliomyelitis**, inflammation in the anterior horns of the spinal cord, giving rise to a characteristic paralysis; common in children. **A. Rotation**, the forward turning of the presenting part in labor.

Antero- (*an'-te-ro-*) [*anterior*, before]. A prefix signifying position in front.

Anterograde (*an'-te-ro-grad*) [*anterior*, before; *gredi*, to go]. Proceeding from before; moving back.

Antero-inferior (*an'-te-ro-in-fér'-re-er*) [*anterior*, forward; *inferior*, lower]. Situated in front and below.

Antero-lateral (*an'-te-ro-lat'-er-al*) [*anterior*, before; *latus*, a side]. In front and to or on one side; from the front to one side.

Antero-parietal (*an'-te-ro-par-ét'-al*) [*anterior*, before; *paries*, a wall]. Anterior and also parietal. **A. Area**, the anterior part of the parietal area of the cranium. **A. Gyrus**, or **Convolution**, the ascending frontal convolution of the brain.

Antero-posterior (*an'-te-ro-pos-té'-re-er*) [*anterior*, forward; *posterior*, backward]. From before backward. **A. Plane**. See *Median plane*.

Antero-superior (*an'-te-ro-su-pér'-re-er*) [*anterior*, forward; *superior*, upper]. In front and above.

Anterotic (*ant-e-rot'-ik*) [*ἀντι*, against; *ἠρωτικός*, pertaining to love]. Anaphrodisiac.

Ante-uterine (*an-te-ul'-ter-in*) [*ante*, before; *uterus*, the womb]. In front of the womb.

Anteversion (*an-te-ver'-shun*) [*ante*, before; *vertere*, to turn]. A turning forward. **A. of Uterus**, the fundus is bent toward the symphysis pubis, the cervix toward the sacrum.

Anthela (*an'-the-lah*) [*ἀνθήλη*, the downy plume of the reed]. In biology, an open paniculate cyme.

Anthelicine (*an-thel'-is-in*) [*ἀνθήλις*, the inner curvature of the ear]. Pertaining to the anthelix.

Anthelix (*an'-he-lik-s* or *an'-the-lik-s*) [*ἀνθήλις*, the inner curvature of the ear]. The ridge surrounding the concha of the external ear posteriorly.

Anthelmintic (*an-thel-min'-tik*) [*ἀντι*, against; *ἕρμης*, a worm]. 1. Efficacious against worms. 2. A vermicide. An agent either killing or rendering powerless intestinal parasites; a *vermifuge* expels worms.

Anthemis (*an'-them-is*) [*antheis*, a flower]. Camomile. The flower heads of *A. nobilis*, with properties due to a volatile oil, a camphor, and a bitter principle. Useful in coughs and spasmodic infantile complaints. An excellent stomachic tonic. Infusion of ζ iv to Oj, given in doses of ζ j-ij. No official preparations. **A. Extract** (B. P.), dose gr. ij-x. **A. Infus.** (B. P.), dose ζ j-iv. **A. Oil**, the volatile oil of camomile. Dose η ij-x, in sugar.

Anthemoptyc (*an-them-óp'-te-ik*) [*ἀντι*, against; *αἷμα*, blood; *πρωσις*, a spitting]. Checking pulmonary hemorrhage.

Anthemorrhagic (*an-them-or-af'-ik*) [*ἀντι*, against; *αἷμα*, blood; *παύσις*, a bursting]. Checking or tending to prevent hemorrhage.

Anther (*an'-ther*) [*ἀνθηρός*, in full bloom]. In biology,

the male sexual organ in plants; the summit and essential part of the stamen. It contains the pollen or fecundating substance of the flower.

Antheridia (*an-ther-id'-e-ah*). Plural of *Antheridium*, q. 7.

Antheridium (*an-ther-id'-e-um*) [*anthera*, anther; Gr. dim., *idiōr*]. The male or fertilizing organ of higher cryptogams; the organ that produces antherozoids.

Antherozoid (*an'-ther-o-zo-id*) [*anthera*, anther; *ζῴδιον*, zoöid]. In biology, one of the motile fertilizing bodies of higher cryptogams, analogous to the spermatozoid of animals. The male reproductive cell of cryptogams.

Anthesis (*an-the'-sis*) [*ἀνθισσις*, the full bloom of a flower]. The act of flowering; florescence.

Anthocarpous (*an-tho-kar'-pus*) [*ἀνθος*, flower; *καρπός*, fruit]. In biology, applied to collective or accessory fruits characterized by thickened floral envelopes.

Anthoclinium (*an-tho-klin'-e-um*) [*ἀνθος*, flower; *κλίνη*, a bed]. See *Clinanthium*.

Anthocyanin (*an-tho-si'-an-in*) [*ἀνθος*, flower; *κύανος*, blue]. The soluble pigment of blue flowers.

Anthodium (*an-tho'-de-um*) [*ἀνθος*, a flower; *εἶδος*, form]. In biology, the so-called "flower" of the *Compositae*, really a capitulum or head of flowers.

Anthogenesis (*an-tho-jen'-es-is*) [*ἀνθος*, a flower; *γένεσις*, production]. In biology, a phase of alternation of generations exhibited by certain hemipterous insects, plant lice, etc.

Antholeucin (*an-tho-lu'-sin*) [*ἀνθος*, a flower; *λευκός*, white]. The soluble pigment of white flowers.

Antholysis (*an-thol'-is-is*) [*ἀνθος*, a flower; *λύσις*, a breaking up]. In biology, that retrograde metamorphosis in which the normal character or location of the parts of a flower is altered.

Anthony's Fire, St. A popular name for *Erysipelas*.

Anthophilous (*an-thoff'-il-us*) [*ἀνθος*, a flower; *φίλος*, loving]. In biology, fond of flowers, as a bee.

Anthophore (*an'-tho-fór*) [*ἀνθος*, a flower; *φέρω*, to bear]. In biology, the stalk that bears the corolla, stamens, and pistil in certain flowers, formed by the elongation of the internode between the calyx and corolla.

Anthotaxis (*an-tho-taks'-is*) [*ἀνθος*, a flower; *τάξις*, order]. The arrangement of flowers in flower-clusters.

Anthoxanthin, **Anthoxanthine** (*an-tho-zan'-thin*) [*ἀνθος*, flower; *ξανθός*, yellow]. In biology, the yellowish pigments of fruits and flowers.

Anthozoöid (*an-tho-zo'-oid*) [*ἀνθος*, a flower; *ζῴον*, an animal; *εἶδος*, likeness]. A single zoöid of the flower-like animals. *Actinozoa*; e. g., a coral polyp.

Anthracemia (*an-thras-é'-me-ah*) [*ἀνθραξ*, a coal; *αἷμα*, blood]. Wool-sorter's disease; splenic fever of animals; the presence in the blood of *Bacillus anthracis*, the microbe of true anthrax or malignant pustule.

Anthracene (*an'-thra-sēn*) [*ἀνθραξ*, a coal]. $C_{14}H_{10}$. A hydrocarbon formed from many carbon compounds when they are exposed to a high heat; also from coal-tar. It crystallizes in colorless, monoclinic tables, showing a beautiful blue fluorescence; dissolves with difficulty in alcohol and ether, but easily in hot benzene; melts at 213° . It is the base from which artificial alizarin is prepared. **A. Colors**. See *Pigments, Conspectus of*. **A. Oil**, the fraction of coal-tar distilling from 270° C. and over. It consists of that portion of the tar that is made up of bodies possessing the highest boiling points, and is distinguished from the heavy oil fraction by a separation, on cooling, of solid matters. In it has been found naphthalene, methyl-naphthalene, anthracene, phenanthrene, methyl-anthracene, pyrene, carbazol, etc.

Anthracia (*an-thru'-se-ah*) [*ἀνθραξ*, a coal]. A name for diseases characterized by the formation of carbuncles. **A. pestis**, the plague. **A. rubula**. Synonym of *Frambesia*.

Anthractic (*an-thras'-ik*) [*ἀνθραξ*, a coal]. Pertaining to or of the nature of anthrax.

Anthracite (*an'-thras-it*) [*ἀνθραξ*, a coal]. A variety of mineral coal containing but little hydrogen, and therefore burning almost without flame.

Anthracosis (*an-thrak-no'-sis*) [*ἀνθραξ*, a coal; *νόσος*, disease]. Black rot, a fungus disease of vines, caused by the *Phoma uvicola*, or *Sphaeceloma ampelium*.

Anthracoid (*an'-thrak-oid*) [*ἀνθραξ*, coal; *εἶδος*, form]. Resembling anthrax.

Anthracometer (*an-thrak-on'-et-er*) [*ἀνθραξ*, coal; *μέτρον*, a measure]. An instrument for estimating the amount of carbon dioxide in the air.

Anthracometry (*an-thrak-on'-et-er*) [*ἀνθραξ*, carbon; *μέτρον*, a measure]. The determination of the amount of carbon dioxide in air.

Anthraconecrosis (*an-thrak-o-ne-kro'-sis*) [*ἀνθραξ*, coal; *νέκρωσις*, death]. The necrotic transformation of a tissue into a black mass, as in dry gangrene.

Anthracosis (*an-thrak-o'-sis*) [*ἀνθραξ*, carbon; *νόσος*, disease]. A chronic interstitial pneumonitis with pigmentation of the lung, in coal-miners.

Anthracoxyphus (*an-thrak-o-ti'-fus*) [*ἀνθραξ*, a coal; *τύφος*, smoke, stupor]. Synonym of the *Plague*.

Anthrakokali (*an-thrak-o'-kal-ē*) [*ἀνθραξ*, coal; *Ar.*, *qali*, soda ash]. An alkaline powder made by heating powdered mineral coal with a strong solution of caustic potash, with or without sulphur. It is used internally and externally in skin diseases, rheumatism, etc. Unof.

Anthranilic Acid (*an-thran-il'-ik*). See *Acid*.

Anthranol (*an'-thran-ol*) [*ἀνθραξ*, coal; *oleum*, oil], $C_{14}H_{10}O$. A body isomeric with anthrol. It is produced by the careful reduction of anthraquinone with tin and acetic acid. It crystallizes from alcohol in shining needles, melting with decomposition at 165° .

Anthraquinone (*an-thra-kwin-on'*) [*ἀνθραξ*, coal; *Sp.*, *quina*, bark], $C_{14}H_{10}O_2$. Produced by oxidizing anthracene with HNO_3 . It sublimes in yellow needles, melting at 277° , soluble in hot benzene and HNO_3 .

Anthrarobin (*an-thra-ro'-bin*) [*ἀνθραξ*, coal; *aroba*, E. Ind. name for the bark of a leguminous tree]. A derivative of alizarin, similar to chrysinarobin. A yellowish-white powder, insoluble in water, but soluble in alcohol and dilute alkaline solutions. Useful in psoriasis. Unof.

Anthrax (*an'-thraks*) [*ἀνθραξ*, a coal or carbuncle]. 1. A carbuncle; a painful, dark-colored tumor of the cellular tissue, ending in mortification of the part and the discharge of a fetid, bloody pus. The *benignant anthrax* has no fatal consequences. 2. The true or *malignant anthrax*, called also *malignant pustule*, is caused by the infection from animals suffering from splenic apoplexy, and is due to a specific bacillus, which, from a single center, may extend over the body and invade the intestinal tract, producing in this way, or by direct infection of diseased meat, the *intestinal type* of the disease. See *Bacillus (anthrax)*. 3. The disease called black-leg, or quarter-evil (of sheep, cattle, etc.), is associated with what is called *symptomatic anthrax*. It is due to the microorganism called *Bacillus chauvri*, (Arloing, Cornevin and Thomas). **A. Fever**. Synonym of *Anthrax*. **A. Internal**. See *Pustula maligna*. **A. Symptomatic**. See *Black-leg*.

Anthrol (*an'-throl*) [*ἀνθραξ*, a coal], $C_{13}H_{10}O$. A body obtained from anthracene-sulphonic acid. It crystallizes in leaflets, dissolving with a yellow color in the alkalis, and in H_2SO_4 with a blue color when heated.

Anthrophobia (*an-thro-fo'-be-ah*). See *Anthropophobia*.

Anthropiatrics (*an-thro-pe-al'-riks*) [*ἀνθρωπος*, man; *ιατρική*, the art of medicine]. Ordinary human (non-veterinary) medicine.

Anthropobiology (*an-thro-po-bi-ol'-o-je*) [*ἀνθρωπος*, man; *βίωσις*, life; *λόγος*, word]. The science of the life-history of man.

Anthropocholic Acid (*an-thro-po-kol'-ik*). See *Acid*.

Anthropogenesis (*an-thro-po-jen'-es-is*) [*ἀνθρωπος*, man; *γένεσις*, generation]. The development of man, as a race (*phylogenesis*) and as an individual (*ontogenesis*).

Anthropogenous (*an-thro-poj'-en-us*) [*ἀνθρωπος*, man; *γεννάειν*, to produce]. Pertaining to *Anthropogenesis*.

Anthropogeny (*an-thro-poj'-en-ē*) [*ἀνθρωπος*, man; *γεννάειν*, to produce]. The study or science of the descent of man.

Anthropoglot (*an'-thro-po-glot*) [*ἀνθρωπος*, man; *γλῶσσα*, the tongue]. Human-tongued, as a parrot.

Anthropography (*an-thro-pog'-ra-je*) [*ἀνθρωπος*, man; *γράφω*, to write]. A treatise upon the human structure or organism.

Anthropoid (*an'-thro-poid*) [*ἀνθρωπος*, a man; *εἶδος*, form]. Man-like, as an ape, or as all primates above the lemuroids.

Anthropology (*an-thro-pol'-o-je*) [*ἀνθρωπος*, man; *λόγος*, discourse]. The science of the nature, physical and psychological, of man and of mankind.

Anthropometalism (*an-thro-po-met'-al-izm*) [*ἀνθρωπος*, man; *M. E.*, *metal*]. Hypnotism or the like condition, induced by looking at a metallic disc.

Anthropometer (*an-thro-pom'-et-er*) [*ἀνθρωπος*, man; *μέτρον*, a measure]. An instrument used in anthropometry.

Anthropometry (*an-thro-pom'-et-er*) [*ἀνθρωπος*, man; *μέτρον*, a measure]. The determination of the measurement, weight, strength, and proportions of the human body.

Anthropomorphic (*an-thro-po-mor'-fik*) [*ἀνθρωπος*, man; *μορφή*, form]. Man-like.

Anthroponosography (*an-thro-po-no-sog'-ra-je*) [*ἀνθρωπος*, man; *νόσος*, sickness; *γράφω*, to write]. A description of the diseases of mankind.

Anthropophagy (*an-thro-poff'-a-je*) [*ἀνθρωπος*, man; *φαγείν*, to devour]. 1. Cannibalism. 2. Sexual perversion leading to rape, mutilation, and cannibalism.

Anthropophobia (*an-thro-po-fo'-be-ah*) [*ἀνθρωπος*, man; *φόβος*, fear]. A symptom of mental disease consisting in fear of society.

Anthropophysiography (*an-thro-po-fiz-e-ol'-ra-je*) [*ἀνθρωπος*, man; *οὐσις*, nature; *γράφω*, to write]. The science or description of the natural characters of the human species.

Anthroposomatology (*an-thro-po-so-mat-ol'-o-je*) [*ἀνθρωπος*, man; *σῶμα*, body; *λόγος*, science]. The sum of what is known regarding the human body.

Anthropotomy (*an-thro-pot'-o-me*) [*ἀνθρωπος*, man; *τομή*, section]. Human anatomy, or dissection of the human body.

Anthropotoxin (*an-thro-po'-toks-in*) [*ἀνθρωπος*, man; *τοξικόν*, poison]. The toxic substance excreted by the lungs of human beings.

Anthropurgic (*an-thro-per'-jik*) [*ἀνθρωπος*, man; *ἔργον*, work]. Acted upon or influenced by man.

Anthydropic (*ant-hi-drop'-ik*) [*ἀντι*, against; *ἵδωρ*, water]. Effective against dropsy.

Anthypnotic (*ant-hip-not'-ik*) [*ἀντι*, against; *ἵπνος*, sleep]. 1. Preventive of sleep. 2. An agent that tends to induce wakefulness.

Anthypochondriac (*ant-hip-o-kon'-dre-ak*) [*αντι*, against; *ἵποχονδριακός*, affected in the hypochondrium]. Efficient in overcoming hypochondriasis.

Anthyseric (*ant-his-ter'-ik*) [*ἀντι*, against; *ἵστυρα*, the womb]. Overcoming hysteria.

Anti- (*ant'-te-*) (sometimes contracted to *ant-*) [*ἀντ*, against]. A prefix of compound words signifying counteraction, opposition, etc.

Antiaditis (*an-ti-ad-it'-tis*) [*ἀντι*, a swollen tonsil; *τις*, inflammation]. Tonsillitis.

Antiadoncus (*an-ti-ad-on'-kus*) [*ἀντι*, a swollen tonsil; *ὄγκος*, a heap]. Any tumor or swelling of the tonsils.

Antiae (*ant'-ti-ē*) [*αντιαι*, the hair growing on the forehead]. In biology, the frontal points or feathers growing forward on the base of the upper mandible.

Antialbumate (*an-te-al'-bu-mat*) [*αντι*, against; *albumen*, white of egg]. Parapeptone; a product of hydrochloric-acid digestion on albumin. The pancreatic ferment changes it into antipeptone. When treated with acids it is converted into the substance called by Kühne *antialbumid*, which is identical with the *hemiprotein* of Schützenberger and the *dyspeptone* of Meissner, *q. v.*

Antialbumid (*an-te-al'-bu-mid*). See *Antialbumate*.

Anti-albumin (*an-te-al-bu'-min*) [*αντι*, against; *albumen*, white of egg]. An alleged product of the action of dilute hydrochloric acid upon albumin; it is probably one of the preformed substances existing in the proteid molecule. The other has been called *hemi-albumin*. Gastric juice first converts them into *anti-albumose* and *hemi-albumose*, and these finally into *anti-peptone* and *hemi-peptone*.

Anti-albumose (*an-te-al-bu'-mos*) [*αντι*, against; *albumen*, white of egg]. One of the albumoses produced by the action of pancreatic juice on albumin. It resembles syntonin or acid albumin, and is convertible into antipeptone.

Antiaphrodisiac (*an-te-af-ro-dis'-e-ak*). See *Anaphrodisiac*.

Antiar (*ant'-te-ar*). See *Antiarin*.

Antiarin (*ant'-te-ar-in*) [Javanese, *antiar* or *antschar*], $C_{11}H_{20}O_3 + 2H_2O$. The active principle of *Antiaris toxicaria* or *Uras antiar*, the Javanese poison-tree. It is used as an arrow poison, and is intensely poisonous. It is a cardiac depressant. Dose gr. $\frac{1}{10}$.

Antiarthritic (*an-te-ar-thrit'-ik*) [*αντι*, against; *ἄρθριον*, the joint]. A remedy against gout.

Antiasthmatic (*an-te-as-mat'-ik*) [*αντι*, against; *ἄσθμα*, short breath]. Relieving or preventing asthma.

Antibacterial (*an-te-bak-te'-re-al*) [*αντι*, against; *βακτηρια*, a staff, stick]. Opposed to the germ theory of disease.

Antibacteric (*an-te-bak-te'-rik*) [*αντι*, against; *βακτηρια*, a staff, stick]. Destructive to bacteria.

Antibechic (*an-te-bek'-ik*) [*αντι*, against; *βήξις*, a cough]. 1. Alleviating or curing cough. 2. A remedy for cough or hoarseness.

Antibilious (*an-te-bil'-jus*) [*αντι*, against; *biliosus*, full of bile]. Effective against bilious disorders.

Antibiotic (*an-te-bi-ot'-ik*) [*αντι*, against; *βίωσις*, life]. 1. Tending to destroy life. 2. Antagonistic to a belief in life.

Antiblenorrhagic (*an-te-ble-n-or-aj'-ik*) [*αντι*, against; *βλιννορραγία*, mucus; *ῥήγνισμα*, to burst]. Efficient in preventing gonorrhoea.

Antibrachial (*an-te-brat'-ke-al*) [*αντι*, against; *βραχίον*, the arm]. Pertaining to the forearm.

Antibrachium (*an-te-brat'-ke-am*) [*αντι*, against; *βραχίον*, the arm]. The forearm; antibrachium.

Antibromic (*an-te-brat'-mik*) [*αντι*, against; *βρώσις*, a stench]. 1. Deodorant. 2. A drug that destroys offensive smells. A deodorizer.

Anticachectic (*an-te-kak-ek'-tik*) [*αντι*, against; *κακία*, bad; *ἔξω*, habit]. Effective in destroying cachexia.

Anticalcareous (*an-te-kal-ka'-re-us*) [*αντι*, against; *καλκ*, lime]. In veterinary medicine, preventing glanders.

Anticalculous (*an-te-kal'-ku-lus*) [*αντι*, against; *calculus*, a pebble]. Good against calculus; antilithic.

Anticarcinomatous (*an-te-kar-sin-o'-mat-us*) [*αντι*, against; *καρκίνωμα*, cancer]. Preventing carcinoma.

Anticardium (*an-te-ka'-rdi-um*) [*αντι*, over against; *καρδια*, the heart]. The serobiculus cordis, or pit of the stomach; the infrasternal depression.

Anticarious (*an-te-ka'-re-us*) [*αντι*, against; *caries*, decay]. Preventing decay, as of the teeth.

Anticatarrrhal (*an-te-kat-ar'-al*) [*αντι*, against; *κατάρρως*, a flowing down]. Counteracting catarrh.

Anticaustotic (*an-te-ka-ze-sot'-ik*) [*αντι*, against; *καυσος*, heat]. Counteracting fever.

Anticaustic (*an-te-ka-ze'-tik*) [*αντι*, against; *καυστικός*, caustic]. Arresting the action of a caustic agent.

Antichirotetanus (*an-te-ki-ro-tet'-an-us*) [*αντιχειρ*, the thumb; *τετανος*, spasm]. Same as *Antichirotonus*.

Antichirotonus (*an-te-ki-ro'-o-nus*) [*αντιχειρ*, the thumb; *τόνος*, convulsive tension]. Affected with or manifesting antichirotonus.

Antichirotonus (*an-te-ki-ro'-o-nus*) [*αντιχειρ*, thumb; *τόνος*, tension]. forcible and steady inflection of the thumb, seen in or before some attacks of epilepsy.

Antichlorotic (*an-te-klo-rot'-ik*) [*αντι*, against; *χλωρότης*, greenness]. Counteracting chlorosis.

Anticholeric (*an-te-kol-er'-ic*) [*αντι*, against; *χολέρα*, cholera]. Good against cholera.

Anticholerin (*an-te-kol'-er-in*) [*αντι*, against; *χολέρα*, cholera]. A product isolated by Klebs from cultures of cholera-bacilli, and thought to be bactericidal, curative, and immunifying.

Anticipating (*an-tis'-ip-a-ting*) [*anticipare*, to take before]. Applied to the occurrence of periodical phenomena in disease or health, before their customary time, as in intermittent fever or the catamenia.

Anticlinal (*an-te-klī'-nal*) [*αντι*, against; *κλίειν*, to slope]. Sloping in opposite directions. **A. Vertebra**, in man, the tenth thoracic vertebra, where the thoracic vertebra begin to assume the characters of the lumbar.

Anticnemion (*an-tik'-ne-me-on*) [*αντι*, against; *κνήμη*, leg]. The shin or front of the leg.

Anticollic (*an-te-kol'-ik*) [*αντι*, against; *κολική*, colic]. Efficacious against colic.

Anticontagious (*an-te-kon-ta'-jus*) [*αντι*, against; *contagiosus*, contagious]. Counteracting contagion.

Anticonvulsive (*an-te-kon-zul'-siv*) [*αντι*, against; *convulsus*, convulsed]. Effective against convulsions.

Anticopometer (*an-te-ko-pom'-et-er*) [*ἀντικοπή*, resonance; *μέτρον*, a measure]. A pleximeter.

Anticous (*an-ti'-kus*) [*anticus*, that which is in front]. In biology, turned toward the center of the flower, as *introrse* anthers.

Anticritical (*an-te-krit'-ik-al*) [*αντι*, against; *κρίσις*, a crisis]. Preventing the crisis of a disease.

Anticryptic (*an-te-krip'-tik*) [*αντι*, against; *κρύπτειν*, to hide, to keep secret]. In biology, applied to such mimetic colors as enable animals to approach their prey, as in the frog, *Ceratophrys cornuta*.

Anticus (*an-ti'-kus*) [*anticus*, that in front]. Anterior, in front of.

Antidiarrheal (*an-te-di-ar-ē'-al*) [*αντι*, against; *διάρρην*, a flowing through]. Preventing or overcoming diarrhea.

Antidigestive (*an-te-di-jes'-tiv*) [*αντι*, against; *digestio*, digestion]. Preventing the proper digestion of the food.

Antidinic (*an-te-din'-ik*) [*αντι*, against; *δίνος*, a whirl]. Curing or preventing vertigo.

Antidotal (*an-te-dō'-tal*) [*αντι*, against; *διδωται*, to give]. Of the nature of an antidote.

Antidote (*an-te-dot*) [*ávτι*, against; *δίδοται*, to give]. An agent preventing or counteracting the action of a poison. The official **A.**, **Arsenical**, of the German Pharmacopœia is prepared by dissolving 100 parts of the hydrated sulphate of iron in 250 parts of water, to which add (without heat) 15 parts of burnt magnesia and 250 parts of water. **A.**, **Chemical**, changes the chemical nature of the poison so that it becomes insoluble or harmless. **A.**, **Mechanical**, prevents absorption by holding the poison in mechanical suspension or by coating the stomach. **A.**, **Physiological**, supplies its own peculiar and neutralizing effect upon the system. **A.**, **Universal**, a mixture of one part of dissolved iron sulphate in two parts of magnesia water. See *Drug*.

Antidotum (*an-tid'ot-um*). See *Antidote*.

Antidromy (*an-tid'ro-me*) [*ávτι*, against; *δραμειν*, to run]. In biology, having a spiral arrangement the opposite of that of contiguous parts. Cf. *Heterodromy*.

Antidynamic (*an-te-di-nam'ik*) [*ávτι*, against; *δύναμις*, force]. Weakening; depressing.

Antidyscratic (*an-te-dis-kra't-ik*) [*ávτι*, against; *δυσκρασία*, bad temperament]. Tending to overcome, as a dyscrasia.

Antidysenteric (*an-te-dis-en-ter'ik*) [*ávτι*, against; *δυσεντερία*, dysentery]. 1. Serviceable against dysentery. 2. A remedy for dysentery.

Antidysuric (*an-te-dis-ur'ik*) [*ávτι*, against; *δυσουρία*, difficult micturition]. Relieving dysuria.

Antiemetic (*an-te-e-met'ik*) [*ávτι*, against; *ἐμετικός*, causing vomit]. Preventing emesis; relieving nausea. **A.** **Root**. See *Adrae*.

Antifat (*an-te-fat*). See *Fucus vesiculosus*.

Antifebrile (*an-te-feb'ril*) [*ávτι*, against; *febris*, a fever]. An agent reducing a fever; a febrifuge.

Antifebrin (*an-te-feb'rin*) [*ávτι*, against; *febris*, a fever], $C_6H_5.C_2H_5O.NH$. Phenyl-acetamid acetanilid. A white, crystalline powder insoluble in water, freely soluble in alcohol. An antipyretic more powerful than quinin. Its effects are manifest in one hour, passing away in 3-10 hours. It is efficacious in fevers characterized by high temperature, and also is a valuable analgesic and antispasmodic. Dose gr. iv-xv. Unof. **A.**, **Bromated**. See *Antiseptin*.

Antiferment (*an-te-fer'ment*) [*ávτι*, against; *fermentum*, leaven]. An agent that prevents fermentation.

Antigalactagogue (*an-te-gal-ak'tu-gog*) [*ávτι*, against; *γάλα*, milk; *αγωγός*, leading]. Same as *Antigalactic*.

Antigalactic (*an-te-gal-ak'tik*) [*ávτι*, against; *γάλα*, milk]. 1. Lessening the secretion of milk. 2. A drug that lessens the secretion of milk.

Antigeny (*an-tij'en-é*) [*ávτι*, against; *γένος*, race]. In biology, existing in two distinct sexual forms.

Antigugger (*an-te-gug'ler*) [*ávτι*, against; *gurgle*]. A tube inserted into the mouth of a bottle to prevent the splashing or gurgling of liquid that is poured out.

Antihectic (*an-te-hek'tik*) [*ávτι*, against; *ἑκτικός*, consumptive]. A remedy preventing or overcoming a hectic condition.

Antihelix (*an-te-he'lik*). See *Anthelix*.

Antiherpetic (*an-te-her-pet'ik*) [*ávτι*, against; *ἕρπης*, herpes]. Preventing herpes.

Antihidrotic (*an-te-hi-drot'ik*) [*ávτι*, against; *ἰδρώς*, sweat]. 1. Diminishing the excretion of sweat. 2. An agent lessening the secretion of sweat.

Antihydropic (*an-te-hi-drop'ik*). See *Anthydropic*.

Antihydropin (*an-te-hi'dro-pin*) [*ávτι*, against; *ἰδῶν*, water]. A crystalline principle obtainable from the common cockroach, *Blatta (Periplaneta) orientalis*, said to be a good diuretic. Formerly used in dropsy.

Anti-icteric (*an-te-ik-ter'ik*) [*ávτι*, against; *ἰκτερός*, jaundice]. Serviceable against jaundice.

Antikamnia (*an-te-kam'ne-ah*) [*ávτι*, against; *κάμναιν*, to suffer pain]. A proprietary remedy said to be composed of sodium bicarbonate, antifebrin, and caffeine. Used as a nervin in doses of gr. v-x. Unof.

Antikol (*an'tik-ol*). A proprietary antipyretic mixture said to contain acetanilid, soda bicarbonate and tartaric acid.

Antilemic, or **Antilemic** (*an-te-le'nik*), or **Antiloemic** (*an-te-loi'nik*) [*ávτι*, against; *λοιμός*, the plague]. Efficacious against the plague or other pestilence.

Antilepsis (*an-til-ep'sis*) [*ávτι* ἔπις, a receiving in return]. The treatment of disease by the application of the remedy to a healthy part; revulsive treatment.

Antileptic (*an-til-ep'tik*) [*ávτι* ἔπις, a receiving in return]. Revulsive.

Antilithic (*an-te-lith'ik*) [*ávτι*, against; *λίθος*, a stone]. 1. Efficacious against calculus. 2. An agent preventing the deposit of urinary calculi or sediment.

Antilobium (*an-te-lo'be-um*) [*ávτι*, against; *λοβός*, the lobe of the ear]. The tragus or part of the ear opposite the lobe.

Antilemic. See *Antilemic*.

Antiluetic (*an-te-lu-et'ik*) [*ávτι*, against; *lues*, the plague; syphilis]. Efficacious against syphilis.

Antilyssic (*an-te-lis'ik*) [*ávτι*, against; *λύσσα*, rabies]. 1. Tending to cure rabies. 2. A remedy for rabies.

Antilytic (*an-te-lit'ik*) [*ávτι*, against; *λύσις*, to loosen]. Antiparalytic.

Antimaniacal (*an-te-ma-ni'ak-al*) [*ávτι*, against; *μανία*, madness]. Overcoming insanity.

Antimephitic (*an-te-mef-it'ik*) [*ávτι*, against; *mephitis*, a pestilential exhalation]. Efficacious against foul exhalations or their effects.

Antimere (*an'te-mèr*) [*ávτι*, against; *μέρος*, a part]. Any one of the segments of the body that are bounded by planes typically at right angles to the long axis of the body.

Antimiasmatic (*an-te-mi-as-mat'ik*) [*ávτι*, against; *μίασμα*, exhalation]. Preventive of malaria.

Antimicrophyte (*an-te-mi'kro-fit*) [*ávτι*, against; *μικρός*, small; *φυτόν*, plant]. A germicide.

Antimonial (*an-te-mo'ne-al*) [*antimonium*, antimony]. Containing antimony.

Antimonic (*an-te-mou'ik*) [*antimonium*, antimony]. A term applied to those compounds of antimony that correspond to its higher oxid.

Antimonii (*an-te-mo'ne-i*). Genitive of *Antimonium*, q. v.

Antimonious (*an-te-mo'ne-us*) [*antimonium*, antimony]. A term noting those compounds of antimony that correspond to its lower oxid.

Antimonium (*an-te-mo'ne-um*) [L., gen., *Antimonii*]. Sb = 122; quantitative 1, III, V. A non-metal, having a metallic luster. Only the combinations are used in medicine. Antimonial salts are cardiac depressants and promote rapid excretion of waste products of the body; in large doses they produce vomiting and purging, with symptoms similar to those of cholera. They are valuable in inflammatory ailments of the respiratory organs, puerperal peritonitis and muscular rheumatism. **A. chlorid.**, $SbCl_3$, the "butter" of antimony; a strong caustic. Unof. **A. Comp.**, Pil., Plummer's pills, contain calomel and antimony sulphuratum, aa gr. ss. **A. oxid.**, Sb_2O_3 ; soluble in hydrochloric and tartaric acids. Dose gr. j-ij. **A. oxychlorid.**, the "powder of algaroth"; now little used. Unof. **A. et Potass. tartras**, (**A. tartaratum**) (B. P.), $2KSBOC_4H_4O_6 \cdot H_2O$, tartrate of antimony and potassium, "tartar emetic." Dose gr. $\frac{1}{4}$ - $\frac{1}{4}$. **A. pulvis**, powder of antimony, James' powder, consists of antimonious oxid 33, and calcium phosphate, 67 parts. A prompt diaphoretic. Dose gr. iij-vij. In larger doses, emetic and cathartic.

- A. sulphid**, Sb_2S_3 , black sulphid of antimony. Dose gr. $\frac{1}{4}$ -. **A. sulphuratum**, the sulphid with a small but indefinite amount of the oxid. Dose gr. j-v. **A. sulph. purificatum**. Dose gr. $\frac{1}{4}$ -. **Syr. Scillæ Comp.**, Cox's hive mixture, hive syrup. Each $\overline{5}$ j contains gr. $\frac{3}{4}$ of tartar emetic. Dose $\overline{m\ v-5}$ j cautiously. **A. tartarato**, Ung. (B. P.), one part of tartar emetic to five of simple ointment. **A. vinum**, wine of antimony, boiling water 60, tartar emetic 4, stronger white wine 1000 parts. A good expectorant. Dose $\overline{m\ v-xv}$.
- Antimycotic** (*an-te-mi-kot'-ik*) [*ἀντι*, against; *μύκη*, a fungus]. Destructive of fungal microorganisms.
- Antinarcotic** (*an-te-nar-kot'-ik*) [*ἀντι*, against; *νάρκωσις*, a numbing]. Preventing narcosis.
- Antinephritic** (*an-te-nef-rit'-ik*) [*ἀντι*, against; *νεφρός*, the kidney; *ίτις*, inflammation]. Preventing or curative of renal disease.
- Antinervin** (*an-te-ner'-vin*) [*ἀντι*, against; *nervus*, a tendon or nerve]. Salbromalid, a mixture of bromoacetanilid and salicylanilid; used for the relief of neuralgia. Unof.
- Antineuralgic** (*an-te-nu-rall'-jik*) [*ἀντι*, against; *νεῖρον*, a nerve; *ἄλγος*, pain]. Overcoming neuralgia.
- Antineurotic** (*an-te-nu-rot'-ik*) [*ἀντι*, against; *νεῖρον*, a nerve]. A remedy of service in nervous diseases.
- Antiniad** (*an-tin'-e-ad*) [*ἀντι*, against; *ἰνών*, the nape of the neck]. Toward the antinion; glabellad.
- Antinial** (*an-tin'-e-al*) [*ἀντι*, against; *ἰνών*, the nape of the neck]. Pertaining to the antinion.
- Antinien** (*an-tin'-e-en*) [*ἀντι*, against; *ἰνών*, the nape of the neck]. Belonging to the antinion in itself.
- Antinion** (*an-tin'-e-on*) [*ἀντι*, against; *ἰνών*, the nape of the neck]. See *Cranimetric Points*.
- Antiodont** (*an'-te-o-dont*) [*ἀντι*, opposite to; *ὀδός*, tooth]. A form of dentition in which the crown ridges of the molar teeth are opposite, instead of alternate as in amebodont dentition.
- Antiodontalgic** (*an-te-o-don-tall'-jik*) [*ἀντι*, against; *ὀδός*, tooth; *ἄλγος*, pain]. Curative of toothache.
- Antiorgastic** (*an-te-or-gas'-tik*) [*ἀντι*, against; *ὄργασμός*, swelling, excitement]. Anaphrodisiac.
- Antipelmous** (*an-te-o-pel'-mus*) [*ἀντιος*, set against; *πέλα*, the sole]. In biology, characterized by having the *flexor perforans* supply the third toe only and the *flexor hallucis* the first, second and fourth toes. Cf. *Synpelmous*, *Heteropelmous*.
- Antiparasitic** (*an-te-par-as-it'-ik*) [*ἀντι*, against; *παράσιτος*, a parasite]. 1. Destroying parasites. 2. An agent destroying or preventing increase of parasites. Insecticide.
- Antiparastatitis** (*an-te-par-as-it-it'-is*) [*ἀντι*, over against; *παραστάτις*, a testicle]. Inflammation of Cowper's glands.
- Antipathetic** (*an-te-path-et'-ik*) [*ἀντι*, against; *πάθος*, feeling, i. e., antipathy or constitutional aversion]. In biology, applied to plants not easily grafted.
- Antipathic** (*an-te-path'-ik*) [*ἀντι*, against; *πάθος*, disease]. A synonym of *allopathic*, both terms alike being rejected by the advocates of rational medicine.
- Antipathy** (*an-tip'-a-thē*) [*ἀντι*, against; *πάθος*, affection]. Aversion; an opposing property or quality.
- Antipeduncular** (*an-te-pe-dung'-ku-lar*) [*ἀντι*, against; *πέδουκός*, a little foot]. In biology, placed opposite a peduncle.
- Anti-peptone** (*an-te-pep'-ton*) [*ἀντι*, against; *πίπτειν*, to coök, digest]. A variety of peptone formed in the pancreatic digestion, and incapable of further peptonic change.
- Antiperiodic** (*an-te-pe-re-od'-ik*) [*ἀντι*, against; *περίοδος*, a paroxysm]. 1. Efficacious against periodic attacks of disease. 2. A remedy against periodic disease, especially intermittent fever. Quinin is the best known. **A. Tincture**. See *Warburg's Tincture*.
- Antiperistalsis** (*an-te-per-is-tal'-sis*) [*ἀντι*, against; *περι*, around; *στάσις*, compression]. Reversed peristalsis; inverted or upward peristaltic action.
- Antiperistaltic** (*an-te-per-is-tal'-tik*) [*ἀντι*, against; *περι*, around; *στάσις*, compression]. Relating to antiperistalsis.
- Antipestilential** (*an-te-pes-til-en'-shal*) [*ἀντι*, against; *pestilentia*, the plague]. Counteracting the influence of the plague.
- Antipetalous** (*an-te-pet'-al-us*) [*ἀντι*, against; *πέταλον*, a leaf]. In biology, inserted opposite to, instead of alternate with, the petals.
- Antipharmic** (*an-te-far'-mik*). See *Alexipharmac*.
- Antiphlogistic** (*an-te-flo-jist'-tik*) [*ἀντι*, against; *φλόγισις*, inflammatory heat]. 1. Counteracting or directed against fever. 2. An agent subduing or reducing inflammation or fever. **A. Treatment**, consists in bloodletting, the application of cold, administration of antipyretics, etc.
- Antiphysic** (*an-te-fiz'-ik*) [*ἀντι*, against; *φύσις*, wind]. Carminative; overcoming flatulence.
- Antiplastic** (*an-te-plas'-tik*) [*ἀντι*, against; *πλάσσειν*, to form]. 1. Unfavorable to granulation or the healing process. 2. An agent impoverishing the blood.
- Antipleuritic** (*an-te-plu-rit'-ik*) [*ἀντι*, against; *πλευριτις*, pleurisy]. Overcoming pleurisy.
- Antipneumonic** (*an-te-nu-mon'-ik*) [*ἀντι*, against; *πνευμονία*, pneumonia]. Of value in treating pneumonia.
- Antipneumotoxin** (*an-te-nu-mo-toks'-in*). See *Pneumotoxin*.
- Antipodagric** (*an-te-po-dag'-rik*) [*ἀντι*, against; *ποδάγρα*, gout in the feet]. Efficacious against gout.
- Antipodal Cells** (*an-tip'-o-dal*) [*ἀντι*, opposite; *πῶς*, foot]. A term applied to a group of four cells formed in the lower end of the embryo-sac opposite to the cells constituting the egg-apparatus.
- Antipoison** (*an'-te-poi-zen*) [*ἀντι*, against; ME., *poison*, a potion]. A counter poison.
- Antipraxis** (*an-te-praks'-e-al*) [*ἀντι*, against; *πράσσειν*, to do]. Antagonism of functions or of symptoms.
- Antiprostate** (*an-te-pros'-tat*). See *Anteprostate*.
- Antipruritic** (*an-te-pru-rit'-ik*) [*ἀντι*, against; *πυριτις*, itching]. 1. Relieving the sensation of itching. 2. A drug that relieves the sensation of itching.
- Antipsoric** (*an-tip'-so'-rik*) [*ἀντι*, against; *ψώρα*, the itch]. Effective against the itch.
- Antiputrefactive** (*an-te-pu-tre-fak'-tiv*). See *Antiseptic*.
- Antipycic** (*an-te-pil'-ik*) [*ἀντι*, against; *πύον*, pus]. Checking or restraining suppuration.
- Antipyresis** (*an-te-pi-re'-sis*) [*ἀντι*, against; *πυρίσσειν*, to be feverish]. The employment of antipyretics in fever.
- Antipyretic** (*an-te-pi-ret'-ik*) [*ἀντι*, against; *πυρετός*, fever]. 1. Cooling; lowering the temperature. 2. An agent reducing the temperature of fever; any antifebrile medicine, or febrifuge. Most such also reduce the normal bodily temperature slightly. They act either by preventing oxidation processes, or encouraging the radiation of heat.
- Antipyrin** (*an-te-pi'-rin*) [*ἀντι*, against; *πυρετός*, fever], $C_{10}H_{13}N_3O_2$, Phenazonum. Dimethyl-oxy-chinidin. An alkaloidal product of the destructive distillation of coal-tar. It may be produced by heating acetoacetic ester with methyl-phenyl hydrazin. It is a grayish or reddish-white crystalline powder, slightly bitter, soluble in water, alcohol, and chloroform, and crystallizes from ether in shining leaflets, melting at 113° . Adult dose gr. v-xv every hour for two or three hours. It

- reduces the temperature three to five degrees in fevers, causes sweating, at times vomiting, but no serious result. Antipyrin is incompatible with nitrous compounds. It is a powerful antipyretic, a local anesthetic, and a general analgesic. It is efficient in hyperpyrexia from any cause, and in rheumatism. **Injectio antipyrin hypodermica**, gr. j in ℞ij. Dose ℞viii-xxx.
- Antipyrotic** (*an-te-pi-rot'-ik*) [*ἀντι*, against; *πύρωσις*, a burning]. 1. Efficacious against burns. 2. An agent curative of burns.
- Antirabic** (*an-te-rab'-ik*) [*ἀντι*, against; *rabies*, madness]. Effective against rabies; antagonistic to rabies.
- Antirhachitic** (*an-te-rak-il'-ik*) [*ἀντι*, against; *ῥάχις*, the spine]. Serviceable against rickets.
- Antirheumatic** (*an-te-ru-mal'-ik*) [*ἀντι*, against; *ρευματικός*, of or pertaining to a flux]. Relieving or curing rheumatism.
- Antirrhinum** (*an-te-ri'-num*) [L.]. A genus of scrophulariaceous plants. *A. linaria*. Called also *Linaria vulgaris*, Toad-flax, Kamsted, Butter-and-Eggs; a herbaceous plant of Europe and North America; diuretic, cathartic, and irritant; used as a poultice and fomentation. Unof.
- Antiscolic** (*an-te-skol'-ik*) [*ἀντι*, against; *σκώληξ*, a worm]. Vermifuge. See *Anthelmintic*.
- Antiscorbutic** (*an-te-skor-but'-tik*) [*ἀντι*, against; *scorbutus*, scurvy]. 1. Effective against scurvy. 2. A remedy for or preventive of scurvy; such are mainly vegetable acids.
- Antisecosis** (*an-te-sek-o'-sis*) [*ἀντι*, against; *σηκώειν*, to weigh, balance]. 1. A restoration to health, strength, etc. 2. Regulation of the food.
- Antisepalous** (*an-te-sepl'-al-us*) [*ἀντι*, against; Fr., *sépale*]. In biology, placed opposite the sepals.
- Antiseptic** (*an-te-sep'-sin*) [*ἀντι*, against; *σήψις*, putrefaction], $C_6H_4BrNCl_2I_3O$. Asepsin; bromated antifebrin; soluble in alcohol and ether. Recommended for use as an antipyretic and analgesic but is dangerous as a febrifuge. It has antiseptic properties. Dose gr. j, four times daily.
- Antiseptis** (*an-te-sep'-sis*) [*ἀντι*, against; *σήψις*, putrefaction]. Exclusion of the germs that cause putrefaction; the totality of measures taken to prevent septic poisoning.
- Antiseptic** (*an-te-sep'-tic*) [*ἀντι*, against; *σήψις*, putrefaction]. 1. Having power to prevent or destroy putrefaction, or, what is the same thing, the bacteria upon which putrefaction depends. 2. A remedy or agent that prevents a septic process. The principal in use are corrosive sublimate, creolin, carbolic acid, iodoforn, thymol, salicylic acid, boric acid, etc. **A. Gauze**, open cotton cloth charged with carbolic acid, resin, and paraffin. **A. Ligature**, catgut or other material rendered aseptic by soaking in antiseptic solutions. **The antiseptic treatment of wounds** looks to thorough asepsis and antiseptis as regards the wound, the instruments, the operator's hands, the dressings, etc. See, also, *Listerian Method*.
- Antisepticism** (*an-te-sep'-tis-izm*) [*ἀντι*, against; *σήψις*, putrefaction]. The theory or systematic employment of antiseptic methods.
- Antisepticize** (*an-te-sep'-tis-iz*) [*ἀντι*, against; *σήψις*, putrefaction]. To render antiseptic; to treat with antiseptics.
- Antiseptin** (*an-te-sep'-tin*) [*ἀντι*, against; *σήψις*, putrefaction]. Zinc boro-thymate iodid. Consists of 85 parts zinc sulphate, 2.5 parts each of zinc iodid and thymol, and ten parts boric acid. An antiseptic. Unof.
- Antiseption** (*an-te-sep'-shun*) [*ἀντι*, against; *σήψις*, putrefaction]. Same as *Antiseptis*.
- Antiseptol** (*an-te-sep'-tol*) [*ἀντι*, against; *σήψις*, putrefaction]. Cinchonin iododisulphate. An odorless and fairly effective substitute for iodoform.
- Antisialagogue** (*an-te-si-al'-a-gog*) [*ἀντι*, against; *σάλωρ*, spittle; *ἀγωγός*, leading]. 1. Acting against ptyalism. 2. A remedy or a medicine that is effective against salivation.
- Antisialic** (*an-te-si-al'-ik*) [*ἀντι*, against; *σάλωρ*, saliva]. 1. Checking the flow of saliva. 2. An agent that checks the secretion of saliva.
- Antispadix** (*an-te-spa'-diks*) [*ἀντι*, against; *σπάδιξ*, a palm branch]. In biology, a group of four tentacles on the right side of the male Nautilus, the *spadix*, an organ analogous to the hectocolylysed arm, being on the left side.
- Antispasis** (*an-tis'-pas-is*) [*ἀντι*, against; *σπάειν*, to draw]. Revulsive; revulsive treatment.
- Antispasmodic** (*an-te-spas-mol'-ik*) [*ἀντι*, against; *σπασμός*, a spasm]. 1. Tending to relieve spasm. 2. An agent allaying or relieving convulsions or spasmodic pains, as the narcotics, the nitrites, etc.
- Antispastic** (*an-te-spas'-tik*) [*ἀντι*, against; *σπαστικός*, drawing]. 1. Revulsive; counter-irritant. 2. Antispasmodic. 3. A revulsive agent. 4. That which counteracts spasm. An antispasmodic.
- Antisplenetic** (*an-te-splen-et'-ik*) [*ἀντι*, against; *splen*, the spleen]. Remedial in diseases of the spleen.
- Antistasis** (*an-tis'-tas-is*) [*ἀντι*, against; *στάσις*, a standing]. Opposition; opposing effect.
- Antistrumatic** (*an-te-stru-mal'-ik*). Same as *Antistrumous*.
- Antistrumous** (*an-te-stru'-mus*) [*ἀντι*, against; *struma*, a scrofulous tumor]. Effective against struma or scrofula.
- Antisudorific** (*an-te-su-dor-if'-ik*) [*ἀντι*, against; *sudor*, sweat; *facere*, to make]. Checking the excretion of sweat.
- Antisyphilitic** (*an-te-sif-il-it'-ik*) [*ἀντι*, against; *Syphilis*, a Latin proper name]. 1. Effective against syphilis. 2. A remedy directed against, or used for the relief of, syphilis. Usually an alterative.
- Antithenar** (*an-tith'-en-ar*) [*ἀντι*, against; *θέναρ*, the hollow of the hand or foot]. 1. Opposite to the thenar. 2. A muscle that extends the thumb, or opposes it to the hand; an antithenar muscle. **A. Eminence**, the border of the palm of the hand from the base of the little finger to the wrist. **A. Muscles**, of the toe and of the thumb; the abductor pollicis pedis, and the flexor brevis pollicis manus; also, the first dorsal interosseous muscle. See *Muscles, Table of*.
- Antithermic** (*an-te-ther'-mik*) [*ἀντι*, against; *θερμῆ*, heat]. Cooling; antipyretic.
- Antithermin** (*an-te-ther'-min*) [*ἀντι*, against; *θερμῆ*, heat], $C_{11}H_{11}O_2N_2$. Phenylhydrazin-levulimic acid, a coal-tar derivative used in four to five grain doses as an antipyretic, analgesic, and antiseptic. It is apt to give rise to gas-tralgia. Unof.
- Antitoxic** (*an-te-tox'-ik*) [*ἀντι*, against; *τοξικόν*, poison]. Antidotal; counteracting poisons.
- Antitoxin** (*an-te-tox'-in*) [*ἀντι*, against; *toxín*, a toxic ptomaine; *τοξικόν*, poison]. A substance formed in the body of animals, either naturally or in consequence of inoculation with some pathogenic bacteria, that neutralizes the toxic products of these organisms.
- Antitragic** (*an-tit-raj'-ik*) [*ἀντι*, opposite to; *τράγος*, the tragus]. Pertaining to the antitragus.
- Antitragicus** (*an-tit-raj'-ik-us*) [*ἀντι*, opposite to; *τράγος*, the tragus]. Pertaining to the antitragus. **A. Muscle**, a mere rudiment in man; it arises from the antitragus, and extends to the cauda of the helix.
- Antitragus** (*an-tit'-raj-us*) [*ἀντι*, opposite to; *τράγος*, the tragus]. An eminence of the external ear opposite the tragus.

- Antitrochanter** (*an-te-tro-kan't-er*) [ἀντί, opposite to; τροχαντήρ, the head of the hip bone]. An articulating surface on the ilium for the great trochanter.
- Antitrope** (*an'-te-trop'*) [ἀντί, against; ἑρπετρον, to turn]. Any organ set over against another to form a symmetric pair. Thus, the right eye is an antitrope to the left.
- Antituberculous** (*an-te-tu-b' r-ku-lu'-ik*) [ἀντί, against; tuberculum, a tubercle]. Good against tuberculosis.
- Antitype** (*an'-te-ti-p'*) [ἀντί, against, corresponding to; τύπος, a type]. In biology, same as *Antitrope*.
- Antivaccinationist** (*an-te-vak-sin-a'-shun-ist*) [ἀντί, against; vaccinus, of a cow.]. One who opposes vaccination.
- Antivaccinist** (*an-te-vak'-sin-ist*). Same as *Antivaccinationist*.
- Antivenene** (*an-te-ven'-en*) [ἀντί, against; venenum, poison]. A term given to the blood-serum of animals rendered immune against snake-poison, on account of its antidotal properties.
- Antiveneraeal** (*an-te-ven-e'-re-al*) [ἀντί, against; veneraeus, pertaining to Venus, or to sexual intercourse]. Antisymphilitic; anaphrodisiac.
- Antivivisectionist** (*an-te-vi-vi-se-ek'-shun-ist*) [ἀντί, against; vivus, living; sectio, a cutting.]. One who opposes the practice of vivisection.
- Antizootic** (*an-te-zo-ot'-ik*) [ἀντί, against; ζῷον, animal]. A substance poisonous or injurious to animals.
- Antizymic, Antizymotic** (*an-te-zim'-mik, an-te-zim-ot'-ik*) [ἀντί, against; ζύμοσις, fermentation]. 1. Preventing or checking fermentation. 2. An agent preventing the process of fermentation; an antiferment.
- Anthia** (*an't-le-ah*) [ἀνά, up; ἵσθαι, to lift]. A syringe or pump. In biology, the flat spiral, suctorial tube or proboscis of lepidopterous insects. **A. lactea**, a pump for drawing milk from the breast. **A. mammaria**, same as *A. lactea*.
- Antodontalgic** (*an-to-don-tal'-jik*). See *Antiodontalgic*.
- Antophthalmic** (*ant-off-thal'-mik*) [ἀντί, against; ὀφθαλμία, ophthalmia]. Preventive or curative of ophthalmia.
- Antorgastic** (*ant-or-gas'-tik*). See *Antiorgastic*.
- Antozenal** (*ant-o-ze'-nik*) [ἀντί, against; ὀζονα, a fetid nasal polyposis]. Curative of ozena.
- Antozone** (*ant-o-zon'*) [ἀντί, against; ὀζειν, to smell]. An imaginary allotropic modification of oxygen, now known to be only hydrogen peroxid.
- Antozostomatic** (*ant-o-zos-to-mat'-ik*) [ἀντί, against; ὀζοστωμός, having a foul breath]. Corrective of a foul breath.
- Antra** (*an'-trah*). Plural of *Antrum*, *q. v.* **A. Gastralia**, four broad perradial niches or pouches in the gastric cavity of scyphomedusae. **A. Rhopalaria**, niches formed on the umbrella margin of most Discomedusae for the reception of sense-clubs or rhopalhia.
- Antracèle** (*an'-tras-el*) [antrum, a cavity; κήλη, a tumor]. Dropsy of the antrum; an accumulation of fluid in the maxillary sinus.
- Antral** (*an'-tral*) [antrum, a cave]. Relating to an antrum.
- Antrectomy** (*an-trek'-to-me*) [ἀντρον, antrum; ἔκτομή, excision]. Surgical removal of the walls of the antrum.
- Antritis** (*an-tri'-tis*) [ἀντρον, a cave; ἴτις, inflammation]. Inflammation of any of the cavities of the body, especially the *A. highmorianum*.
- Antrophore** (*an'-tro-for*) [ἀντρον, a cavity; φέρειν, to bear]. A soluble, medicated bougie.
- Antorse** (*an-trōs'*) [ante, before; versus, turned]. In biology, directed upward or forward.
- Antro-tympanic** (*an-tro-tim-pan'-ik*) [ἀντρον, a cave; τύμπανον, a drum]. Relating to the cavity of the tympanum as well as to the tympanic antrum.
- Antrum** (*an'-trum*) [L.]. A physiological cavity or hollow space, especially in a bone. **A. ethmoidale**, the ethmoidal sinuses. **A. highmorianum**, Antrum of Highmore, a cavity in the superior maxillary bone. **A. highmori testis**. See *Mediastinum testis*. **A. of Malacarne**. See *Tarinius*, *Space of*. **A., Mastoidal**, the hollow space beneath the roof of the mastoid process. **A., Maxillary**. See *A. highmorianum*. **A. pyloricum willisii**, the cavity of the pylorus.
- Antwerp Blue**. Same as *Mineral Blue*. **A. Brown**. See *Conspectus of Pigments*, under *Pigment*.
- Antyllus-Kuhnt's Operation**. See *Operations*, *Table of*.
- Antyllus's Operation**. See *Operations*, *Table of*.
- Anuresis** (*an-u-re'-sis*) [ἀν priv.; οὖρον, urine]. Anuria.
- Anuretic** (*an-u-ret'-ik*) [ἀν priv.; οὖρον, urine]. Pertaining to or affected with anuria.
- Anuria** (*an-u'-re-ah*) [ἀν priv.; urina, urine]. Absence, deficiency, or retention of the urine.
- Anuric** (*an-u'-rik*) [ἀν priv.; urina, urine]. Pertaining to anuria.
- Anurous** (*an-u'-rus*) [ἀν priv.; οὐρά, a tail]. In biology, without a tail.
- Anus** (*a'-nus*) [anus, the fundament]. The extremity of the rectum; the lower opening of the alimentary canal. **A., Artificial**, an artificial opening, the natural for any reason being closed. **A., Fissure of**, rupture of the skin at the side, due to passage of hardened feces. **A., Fistula of**, a sinus, or fistulous ulcer opening from the rectum into the connective tissue about the rectum, or discharging externally. **A., Imperforate**, absence of the anus, the natural opening being closed by areolar tissue or a membranous septum. **A., Prolapse of**, protrusion of the rectum or its mucous membrane. **A., Pruritus of**, persistent itching of the anal orifice.
- Anvil** (*an'-vil*). See *Incus*.
- Anxietas** (*ang-zil'-et-as*). See *Anxiety*.
- Anxiety** (*ang-zil'-et-e*) [anxius, anxious]. Restlessness, agitation, and general malaise, or distress, often attended with precordial pain, and a noticeable appearance of apprehension or worry visible in the features.
- Anydremia or Anydræmia** (*an-id-re'-me-ah*) [ἀν priv.; ἵδωρ, water; αἷμα, blood]. A deficiency of water in the blood.
- Anypnia** (*an-īp'-ne-ah*) [ἀν priv.; ύπνος, sleep]. Sleeplessness.
- A. O. C.** Anodic opening contraction.
- Aochlesia** (*ah-ok-le'-ze-ah*) [ἀ priv.; ὄχλησις, disturbance]. Rest; tranquillity; catalepsy.
- Aorta** (*a-ort'-ah*) [ἀορτή, aorta]. The great arterial vessel arising from the left ventricle and ending with its bifurcation into the two common iliaes at the fourth lumbar vertebra. *The arch*, that extending from the heart to the third dorsal vertebra, is divided into an *ascending*, a *transverse*, and a *descending* part. *The thoracic* portion extends to the diaphragm; the *abdominal*, to the bifurcation. The diseases of the aorta are *acute aortitis*, due to traumatism, thrombosis, etc.; and the *chronic* form, or *atheroma of the aorta*; *fatty degeneration*; *stenosis*; *aneurysm*. See *Artery*.
- Aortal** (*a-ort'-al*) [ἀορτή, the aorta]. Relating to the aorta.
- Aortarctia** (*a-ort-ark'-she-ah*) [ἀορτή, aorta; arctare, to constrict]. A constriction or stenosis of the aorta.
- Aortectasia** (*a-ort-ek-ta'-ze-ah*) [ἀορτή, aorta; ἐκ, out; τασίς, a stretching]. Aortic dilatation.
- Aorteurysma** (*a-ort-u-ri'-mah*) [ἀορτή, aorta; εὐρύσμα, a widening; *pl.*, *Aorteurysmata*]. Aortic aneurysm or dilatation.
- Aortic** (*a-ort'-ik*) [ἀορτή, the aorta]. Pertaining to the aorta. **A. Arch**. See *Aorta*. **A. Foramen**. See *A.*

Opening of Diaphragm. **A. Murmur.** See *Murmur*.

A. Opening of Diaphragm, the lowest and most posterior of the three large apertures connected with this muscle. It is situated in the middle line, immediately in front of the bodies of the vertebra, and is behind the diaphragm, not in it. **A. Opening of Heart,** a small circular aperture in front and to the right side of the auriculo-ventricular opening, from which it is separated by one of the segments of the mitral valve. **A. Plexus,** the plexus of sympathetic nerves, situated on the front and sides of the aorta, between the origins of the superior and inferior mesenteric arteries. **A. Sinus,** a deep depression between each valve and the cylinder of the aorta.

Aortitis (*a-ort-i-tis*) [*ἀορτίτις*, the aorta; *ίτις*, inflammation]. Inflammation of the aorta.

Aortomalacia, or Aortomalaxia (*a-ort-o-mal-a'-se-ah*, or *-ak'-e-ah*) [*ἀορτίτις*, aorta; *μαλάκια*, softening]. Softening of the aorta.

Aortostenosis (*a-ort-o-sten-o'-sis*) [*ἀορτίτις*, aorta; *στενός*, narrow]. Stenosis or narrowing of the aorta.

Aosmic (*a-oz'-mik*) [*ἄ* priv.; *ὄσμη*, smell]. Having no odor.

Apagma (*ap-ag'-mah*) [*ἀπό*, from; *ἀγνύμαι*, to break; *πλ.*, *Ἀπαγματά*]. 1. Separation, as of a fractured bone. 2. The part separated.

Apandria (*ap-an'-dre-ah*) [*ἀπό*, from; *ἀνδρῶν*, a man]. Morbid dislike of the male sex.

Apanthropia (*ap-an-thro'-pe-ah*). See *Apanthropy*.

Apanthropy (*ap-an'-thro-pe*) [*ἀπό*, from; *ἀνθρωπος*, man]. Aversion to society; morbid desire for solitude.

Aparthrosis (*ap-ar-thro'-sis*) [*ἀπό*, from; *ἄρθρον*, a joint]. 1. Dislocation; luxation of a joint. 2. In anatomy, diarthrosis.

Apastia (*ap-as'-te-ah*) [*ἀπαστία*, fasting]. Abstinence from food, as a symptom of mental disorder.

Apathetic (*ap-ath-et'-ik*) [*ἄ* priv.; *πάθος*, feeling]. Affected with apathy; listless; without emotion.

Apathy (*ap'-ath-e*) [*ἄ* priv.; *πάθος*, feeling]. Insensibility; want of passion or feeling.

Apatropin (*ap-at'-ro-pin*) [*ἀπό*, from; *ἀτροπιος*, unchangeable], $C_{17}H_{21}NO_2$. A compound derivable from atropin by the action of nitric acid. It is said to produce peculiar convulsions.

Ape (*ap*) [ME., *ape*]. A man-like monkey. **A. fissures,** those fissures of the human brain that are also found in apes. See *Fissure*. **A.-hand,** wasting of the thumb-muscles, as seen in some cases of progressive muscular atrophy.

Apella (*ap-el'-lah*) [*ἄ* priv.; *πέλλα*, skin]. A circumcised person; one with a short prepuce.

Apellous (*ap-el'-lus*) [*ἄ* priv.; *πέλλω*, skin]. Skinless; having no skin.

Apepsia (*ah-pep'-se-ah*) [*ἄ* priv.; *πέπειν*, to digest]. Cessation or absence of the digestive function. **A., Hysterical,** an hysterical condition with deficient nerve power, and impaired function of the stomach, and very possibly of the abdominal glands. Also called *Hysterical anorexia*. **A. nervosa.** See *Anorexia nervosa*.

Apeptic (*ah-pep'-tik*) [*ἄ* priv.; *πέπειν*, to digest]. Affected with apepsia.

Aperient (*ap-el'-re-ent*) [*aperire*, to open]. 1. Laxative; deobstruent; mildly purgative. 2. A mild purgative; a laxative, or aperitive.

Aperinous (*ah-per'-in-us*) [*ἄ* priv.; *πηρῶν*, the scrotum]. 1. Having no scrotum. 2. Castrated.

Aperispermic (*ah-per-is-per'-mik*) [*ἄ* priv.; *περί*, around; *σπέρμα*, seed]. See *Exalbuminous*.

Aperistalsis (*ah-per-is-tal'-sis*) [*ἄ*, without; *περί*, around; *στάσις*, constriction]. Absence or cessation

of the movements of the intestine, due to lack of stimulus to Auerbach's plexus.

Aperitive (*ap-el'-it-iv*) [*aperire*, to open]. Aperient.

Apertor (*ap-el'-tor*) [*l.*, an opener or beginner]. In anatomy, anything that opens. **A. Oculi,** the levator palpebre muscle.

Aperture (*ap'-er-chur*) [*apertura*, an opening]. An opening. **A., Angular,** in the microscope, the angle formed between a luminous point placed in focus and the most divergent rays that are capable of passing through the entire system of an objective. **A. antri,** the aperture of the umbrella cavity in medusae. **A., Numerical,** the capacity of an objective for admitting rays from the object and transmitting them to the image. A common measure is obtained as proposed by Abbé, by taking the product of the half angle into the refractive index of the medium employed. It is usually expressed *n. a.* $n \sin u$, *n* the index of refraction and *u* the semi-angle of the aperture. **A. of Objective,** the capacity for receiving and transmitting rays.

Apetalous (*ah-pe'-al-us*) [*ἄ* priv.; *πέταλον*, a leaf]. In biology, without corolla or petals.

Apex (*ah'-pek-s*) [*apex*, the extreme end of a thing]. The summit or top of anything; the point or extremity of a cone. **A. Beat,** the impulse of the heart felt in the fifth intercostal space about $3\frac{1}{2}$ inches from the middle of the sternum. **A. Murmur,** a murmur heard over the apex of the heart. **Apices of the Lungs,** the upper extremities of the lungs behind the border of the first rib.

Aphacia (*ah-fa'-se-ah*). Same as *Aphakia*.

Aphacic (*ah-fa'-sik*) [*ἄ* priv.; *οσκος*, the crystalline lens]. Relating to or affected with aphacia.

Aphæresis (*af-el'-es-is*). See *Apheresis*.

Aphagia (*ah-fa'-je-ah*) [*ἄ* priv.; *φαγεῖν*, to eat]. Inability to eat or to swallow.

Aphakia (*ah-fa'-ke-ah*) [*ἄ* priv.; *οσκος*, a lentil, the crystalline lens]. The condition of an eye without the lens, whether the result of congenital defect, luxation, traumatism, or cataract operation.

Aphakic (*ah-fa'-kik*) [*ἄ* priv.; *οσκος*, the lens]. Having no lens, as the eye after the removal of a cataract.

Aphalangiasis (*ah-fa-lan-jel'-as-is*) [*ἄ* priv.; *οὐαγξ*, a line of battle; phalanx]. The loss or absence of fingers and toes, as in leprosy. Cf. *Ainhum*.

Apharyngeal (*ah-far-in'-je-al*) [*ἄ* priv.; *οὐαγξ*, throat]. In biology, without a pharynx.

Aphasia (*ah-fa'-ze-ah*) [*ἄ* priv.; *ὁσις*, speech]. Partial or complete loss of the power of expression or of comprehension of the conventional signs of language, from no lesion of the peripheral organs or nerves, but from lesions of the cortical centers concerned. Aphasia may be either motor or sensory. **Motor or Ataxic Aphasia** consists in a loss of speech owing to inability to execute the various movements of the mouth necessary to speech, the muscles being not paralyzed but not coordinated, owing to disease of the cortical center. It is usually associated with *agraphia*, "aphasia of the hand," inability to write, and right-sided hemiplegia. Some aphasics can write, but are unable to articulate words or sentences; this variety is variously named **aphemia, alalia, or anarthria**, according as the impairment of speech is more or less marked. Charcot supposes the center for articulate language divided into four sub-centers, a visual center for words, an auditory center for words, a motor center of articulate language, and a motor center of written language. Lesions of one or more of these centers produce the characteristic forms of aphasia, all of which have clinical exemplifications. **Sensory Aphasia, or Amnesia** is the loss of memory for words, and may

exist alone or in association with the motor aphasia. Amnesia appears clinically in three distinct forms: 1. Simple loss of memory of words. 2. *Word-obliviousness*, or inability to understand spoken words (there is usually some paraphasia connected with this form). 3. *Word-blindness*, or inability to understand written or printed words. **Paraphasia**, a form of aphasia in which there is inability to connect ideas with the proper words to express the ideas. **Agrammatism**, a phenomenon of aphasia consisting in the inability to form words grammatically, or the suppression of certain words of a phrase. **Ataxaphasia**, inability to arrange words synthetically into sentences. **Bradyphasia**, abnormal slowness of speech, from pathological cause. **Tumultuous sermonis**, a stuttering manner of reading, from pathological cause. **A., Conduction**, such as is due not to any central lesion, but to defect in some commissural connection between centers. **A., Gibberish**, aphasia in which the patient can utter many words, but uses them in such a way that they express no meaning.

Aphasic (*ah-fé'-zé-ah*) [*á* priv.; *φάσις*, speech]. One who is aphasic.

Aphasic (*ah-fá'-zík*) [*á* priv.; *οἰσις*, speech]. Relating to, or affected with aphasia.

Aphelexia (*af-el-ék's'-e-ah*). An incorrect form of the word *Aphelxia*, *q. v.*

Apheliotropism (*af-el-e-ol'-ro-pízm*) [*ἀπὸ*, from; *ἡλιος*, the sun; *τροπος*, a turn]. In biology, turning away from the sunlight; negative heliotropism.

Aphelotic (*af-e-ol'-ik*) [*ἀφελω*, to draw away]. Absent-minded; lost in reverie.

Aphelia (*af-elék's'-e-ah*) [*ἀφίηκειν*, to draw away]. Absence of mind; inattention to external impressions.

Aphemia (*ah-fé'-me-ah*) [*á* priv.; *φῆμη*, voice]. Motor aphasia; inability to articulate words or sentences, from focal and not from peripheral disease of the organs of speech (*Alalia*). This term is variously used; sometimes it is equivalent to *aphasia*; sometimes it means *loss of voice*, from local causes; sometimes hysterical or willful refraining from speech. See *Aphasia*.

Aphemic (*ah-fém'-ik*) [*á* priv.; *φῆμη*, voice]. Relating to or affected with aphemia.

Aphophobia (*af-e-fó'-bó-ah*) [*ἀφῶ*, touch; *φόβος*, fear]. Hyperesthetic dread of contact with other persons.

Apheresis, or **Aphæresis** (*af-er'-es-ís*) [*ἀπὸ*, away; *αἶψιν*, to take]. Removal; amputation; abstraction, as of blood.

Apheter (*af'-et-er*) [*ἀφαιτῆρ*, one who lets go or sends away]. A supposed impulse-carrying, or trigger-material, probably a catastrophe, which communicates to the inogen the nerve impulse that causes its destruction, and the consequent muscular contraction. In a larger sense, any trigger-material that takes part in any functional process may be called an apheter.

Aphidein (*af-id-e'-in*) [*aphis*, a plant louse]. A respiratory pigment obtained from the aphids.

Aphilanthropy (*ah-fil-an'-thro-pe*) [*á* priv.; *αἰτέιν*, to love; *ἄνθρωπος*, man]. Absence of social feeling; a frequent sign of approaching melancholia.

Aphonia (*ah-fó'-né-ah*) [*á* priv.; *φωνή*, voice]. 1. Dumbness, due to some peripheral lesion. 2. Hysterical, or paralytic absence of the power of speech. 3. Voicelessness.

Aphonic (*ah-fón'-ik*) [*á* priv.; *φωνή*, voice]. Speechless; dumb; voiceless.

Aphoresis (*ah-for-e'-sis*) [*á* priv.; *σφύρασις*, hearing (by error for *Aphæresis*)]. 1. Separation or ablation of a part, either by excision or amputation. 2. Lack of the power of enlurance, as of pain.

Aphoria (*ah-fó'-re-ah*) [*á* priv.; *φέρω*, to bear]. Sterility; unfruitfulness.

Aphrasia (*ah-fra'-zé-ah*) [*á* priv.; *φράζειν*, to utter]. Absence of the power to utter connected phrases.

Aphrodisia (*af-ro-díz'-e-ah*) [*ἀφροδία*, venery]. Sexual desire, especially when morbid, or immoderate; sexual congress.

Aphrodisiac (*af-ro-díz'-e-ah*) [*ἀφροδία*, venery]. 1. Stimulating the sexual appetite; erotic. 2. An agent stimulating the sexual passion.

Aphtha (*af'-thah*) [*ἄφθα*, an eruption]. An eruption; an ulcer.

Aphthæ (*af'-thé*) [*ἄφθα*, an eruption]. Also called *Aphthous stomatitis*. Small white ulcers, spots or vesicles of the mouth, chiefly occurring in children under three years of age, and generally associated with some febrile affection. It must not be confounded with thrush, in which disease the spots are smaller and are due to the presence of the parasitic fungus characteristic of that disease. **A., Bednar's**, two symmetrically placed ulcers seen on the hard palate of certain cachectic infants near the velum, one on either side of the mesial line. The prognosis is exceedingly grave. **A., Cachectic**, aphthæ appearing beneath the tongue, and associated with grave constitutional symptoms; Riga's disease.

Aphthaphyte (*af'-thah-fít*). See *Aphthophyte*.

Aphthenxia (*af-thengks'-e-ah*) [*á* priv.; *φθέξις*, utterance]. A form of aphasia with impaired expression of articulate sounds.

Aphthoid (*af'-thoid*) [*ἄφθα*, an eruption]. Like or resembling aphthæ.

Aphthongia (*af-thong' ge-ah*) [*á* priv.; *φθόγγος*, a sound]. A peculiar form of aphasia due to spasm of the muscles supplied by the hypoglossal nerve.

Aphthophyte (*af'-tho-fít*) [*ἄφθα*, aphtha; *φυτόν*, plant]. The *Oidium albicans*, or *Saccharomyces albicans*, a yeast-fungus often seen on the mucous membrane of the mouths of infants; regarded by some as the cause of true aphthæ. See *Sprue*.

Aphthous (*af'-thus*) [*ἄφθα*, an eruption]. Pertaining to or affected with aphthæ or thrush.

Aphyllon (*ah-fíll'-on*) [*á* priv.; *φύλλον*, a leaf]. A genus of orobanchaceous plants. **A. uniflorum**, a plant, the naked broom-rape or cancer-root of North America. It is astrigent, and has been employed as a cure for cancer. Unof.

Aphyllous (*ah-fíll'-us*) [*á* priv.; *φύλλον*, a leaf]. In biology, naturally leafless.

Apical (*á'-pik-ál*) [*apex*, the top]. Pertaining to the apex. **A. Cell**, in biology, the cell at the apex of every branch, leaf or other organ, and from the division of which all succeeding cells are formed.

Apices (*á'-pís-és*) [*l.*]. Plural of *Apex*. Summits.

Apiculus (*ap-ik'-u-lus*) [*apic*, a point]. In biology, a short abrupt point formed by the mid-rib of a leaf projecting beyond the blade.

Apinoid (*ap'-in-óid*) [*á* priv.; *πίρος*, dirt; *ειδος*, form]. Clean; not foul. **A. Cancer**, schirrhous; so called from its cleanly section.

Apiol (*ap' e-ol*) [*apium*, parsley; *oleum*, oil], $C_{12}H_{14}O_4$. A poisonous principle occurring in parsley seeds; it crystallizes in long white needles, with a slight parsley odor; melts at 30° C. (86° F.), and boils at 204° C. (572° F.). It is used in dysmenorrhea and in genito-spinal atony. It acts upon the reflex and vaso-motor centers. It is also called *parsley-camphor*. Dose mij -x. In doses of mxxx it is narcotic. Unof.

Apiolin (*ap'-e-olin*) [*apium*, parsley; *oleum*, oil]. A pseudo-apiol alcohol, the active principle of *Apium petroelinum*, and a reliable emmenagogue. Dose mij in capsule, night and morning.

Apios (*ap'-e-os*) [*ἄπιος*, a pear]. A genus of plants. **A. tuberosa**, a twining papilionaceous plant of North America, bearing tubers which when cooked are edible. It is called *ground-nut*, *wild bean*, *Indian potato*, etc. Said to be alternative. Unof.

Apis (*ap'-pis*) [*ἄπις*, a bee]. A genus of hymenopterous insects. **A. mellifica**, the honey-bee; in homeopathy the poison of the honey-bee's sting, or a preparation thereof.

Apium (*ap'-pe-um*) [L.]. A genus of umbelliferous plants. **A. graveolens**. See *Celery*. **A. petroselinum**, is the common garden parsley; aperient, diuretic, somewhat antiperiodic; useful in dysmenorrhea. Dose of the fld. ext (of the root) grt. xv- $\bar{3}$.

Apjohn's Formula A formula for determining the dew-point by means of the elastic tension.

Apical (*ah-plas-en-tal*) [*ἄ priv.*; *placenta*, a cake]. Destitute of placenta.

Aplanatic (*ah-plan-at'-ik*) [*ἄ priv.*; *πλανῆν*, to wander]. Not wandering; rectilinear. **A. Lens**, a lens corrected for all aberration of light and color. A rectilinear lens. See *Objective*.

Aplanogamete (*ah-plan-o-gam'-et-ē*) [*ἄ priv.*; *πλάνος*, roaming; *γαμητή*, a wife]. In biology, the non-motile conjugating cell in certain green algae, *i. e.* *Conjugatae*. See *Planogamete*.

Aplanospore (*ah-plan'-o-spor*). Same as *Aplanogamete*.

Aplesia (*ah-pla'-se-ah*) [*ἄ priv.*; *πλάσσειν*, to form]. A type of incomplete structure by reason of the non-formation of a necessary cell-group during the developmental stage. Called also *Hypoplasia*. **A., Laminar**. Synonym of *Facial Hemiatrophy*.

Aplastic (*ah-plas'-tik*) [*ἄ priv.*; *πλάσσειν*, to form]. 1. Structureless, formless. 2. Not characterized by plasticity: preventive of plastic process within the organism. **A. Lymph**, one of the products of inflammation or disease. A non-fibrinous material incapable of coagulation or organization.

Apleuria (*ah-plu'-re-ah*) [*ἄ priv.*; *πλευρά*, a rib]. Congenital absence of the ribs.

Aplotomia (*ah-lo-tom'-e-ah*), or **Aplotomy** (*ap-lot'-o-me*). See *Haplotomy*.

Aplysiopurpurin (*ap-liz-e-o-per'-pu-riin*) [*ἄπλυσία*, filthiness; *πορφύρα*, a purple dye]. A reddish pigment derived from the Aplysiidae.

Apnea (*ap-ne'-ah*) [*ἄ priv.*; *πνέειν*, to breathe]. Formerly used as synonymous with asphyxia, meaning breathlessness; difficult respiration; partial or complete suspension of breathing. It is employed now only in the physiological sense, to denote the condition in which the blood is too highly oxygenized. The presence of an over-abundance of oxygen prevents stimulation of the medullary respiratory center, and respiration is arrested in consequence. **A. infantum**. Synonym of *Laryngismus stridulus*. **A. neonatorum**, apnea of the newborn child, caused by difficult labor, pressure upon the cord, etc.

Apneumatic (*ap-nu-mat'-ik*) [*ἄ priv.*; *πνεύμα*, breath]. 1. Collapsed; uninflated, not inflatable: said of parts of the lung. 2. Carried on with the exclusion of air, as an apneumatic operation or process.

Apneumatisis (*ap-nu-mat'-d'-sis*) [*ἄ priv.*; *πνευμάσσειν*, inflation]. Collapse of the air cells of some parts of the lung caused by blocking of the bronchial tubules, and resulting in a condition of non-inflation whereby the lung tissue is reduced to a condition similar to that of atelectasis, or congenital apneumatisis.

Apneumia (*ap-nu'-me-ah*) [*ἄ priv.*; *πνεύμων*, lung]. Congenital absence of the lungs

Apneumonervia (*ap-nu-mo-ner'-ve-ah*) [*ἄ priv.*; *πνεύμων*,

lung; *nervus*, a nerve]. Deficient nerve stimulus in the lung.

Apneumoneuria (*ap-nu-mo-nu'-re-ah*). Same as *Apneumonervia*.

Apneustia (*ap-nūs'-te-ah*) [*ἄ priv.*; *πνέειν*, to breathe]. Apnea; breathlessness.

Apnoea (*ap-ne'-ah*). See *Apnea*.

Apo- (*ap'-o*) [*ἀπό*, from]. A prefix denoting *from*, *away*, *separation*.

Apoaconitin (*ap-o-ak-on'-it-in*) [*ἀπό*, from; *aconitum*, aconite], $C_{33}H_{41}NO_{11}$. An alkaloid prepared from aconitin by dehydration.

Apoatropin (*ap-o-at'-ro-pin*) [*ἀπό*, from; *ἄτροπος*, unchangeable], $C_{17}H_{21}NO_2$. An alkaloid obtained by the action of HNO_3 on atropin.

Apoblast (*ap'-o-blast*) [*ἀπό*, away; *βλαστός*, a germ]. In biology the unimpregnated ovum; an outcast cell. See *Outcast Cell*.

Apobema (*ap-o-ble'-mah*) [*ἀπόβημα*; *ἀπό*, away; *βάλλειν*, to throw]. The product of abortion.

Apobole (*ap-ob'-o-le*) [*ἀποβλή*, a throwing away]. Expulsion; abortion.

Apocarpous (*ap-o-kar'-pus*) [*ἀπό*, from; *καρπός*, fruit]. In biology, composed of separate or easily separable carpels.

Apocarteresis (*ap-o-kar-ter'-e-sis*) [*ἀποκατερησις*, lack of fortitude]. Suicide by starvation.

Apocatastasis (*ap-o-kat-as'-tas-is*) [*ἀποκατάστασις*, restoration]. The subsidence of an abscess or tumor.

Apocatharsis (*ap-o-kath-ar'-sis*) [*ἀπο*, away; *καθάρσις*, purgation]. Purgation; abevacuation.

Apocathartic (*ap-o-kath-ar'-tik*). Same as *Cathartic*.

Apocensis (*ap-o-sen'-o-sis*) [*ἀποκενῶν*, to drain]. An increased flow or evacuation of blood or other humors.

Apocenotic (*ap-o-sen-at'-ik*) [*ἀποκενῶν*, to drain]. Producing apocensis.

Apochromatic (*ap-o-kro-mat'-ik*) [*ἀπό*, away; *χρῶμα*, color]. Without color. **A. Lens**, a lens for microscopic and optical purposes, with high correction of spherical and chromatic aberrations, and better "definition." **A. Objective**. See *Objective*.

Apocodein (*ap-o-kol-de-in*) [*ἀπο*, from; *κόδεια*, the head], $C_8H_{19}NO_2$. An alkaloid prepared from codein by dehydration. It is emetic and expectorant, with other qualities much like those of codein, and is recommended in chronic bronchitis. Unof.

Apocope (*ap-ok'-o-pe*) [*ἀπό*, from; *κοπή*, a cutting]. Amputation or abscission; an operation or a wound that results in loss of substance.

Apocrustic (*ap-o-krus'-tik*) [*ἀποκρούειν*, to beat off]. Repellent; defensive; astringent.

Apocynin (*ap-os'-in-in*) [*apocynon*, dogbane]. The precipitate from a tincture of *Apocynum cannabinum*; tonic, alternative, and evacuant. Dose gr. $\frac{1}{4}$ - $\bar{1}$. Unof.

Apocynum (*ap-os'-in-um*) [*apocynon*, dogbane]. Canadian Hemp. The root of *A. cannabinum*. Properties due to an alkaloid, *apocynin*. A good expectorant. In full doses an emetic and cathartic. Valuable in dropsy. Dose gr. v-xx; of the alkaloid, gr. $\frac{1}{4}$ - $\bar{1}$. **A. Ext.**, Fld. Dose \mathfrak{M} v-xx. **A., Tinct.** Dose \mathfrak{M} v-xl. Should not be confounded with *Cannabis indica*. Unof. Another American species, **A. androsæmifolium**, has similar properties. Unof.

Apodemialgia (*ap-o-de-me-al'-je-ah*) [*ἀποδημία*, journey; *ἄγρειν*, to grieve]. A morbid dislike of home-life with a desire for wandering.

Apodia (*ah-pod'-de-ah*) [*ἄ priv.*; *ποῖς*, a foot]. Absence of feet.

Apodous (*ap'-o-dus*) [*ἄ priv.*; *ποῖς*, a foot]. Footless; characterized by apodia.

Apogamy (*ap-og'-am-e*) [*ἀπό*, away from; *γάμος*, marriage]. In biology, 1. Asexual reproduction where

the opposite usually occurs. 2. The total and normal absence of sexual reproductive power.

Apogetotropism (*ap-o-jé-ot'-ro-pí-zm*) [*ἀποτροπός*, from the earth; *τροπικός*, turning]. In biology, tending to turn upward or away from the ground.

Apohyal (*ap-o-hí'-al*) [*ἀ-ο*, from; *ὑάλη*, shaped like the letter upsilon]. Relating to the anterior (styloid) cornua of the hyoid bone.

Apokenosis (*ap-o-ken'-o-si*). See *Aponeurosis*.

Apokenotic (*ap-o-ken-ot'-ik*). See *Aponeurotic*.

Apolar (*ap-pó'-lar*) [*ἀ* priv.; *πόλος*, the end of an axis]. Having no pole. **A.** Cells, nerve cells without processes.

Apolepsis (*ap-o-léps'-is*) [*ἀπόληψις*, a leaving off]. Suppression or retention of a secretion or excretion; cessation of a function.

Apolexis (*ap-o-léks'-is*) [*ἀπόληξις*, a declining]. The decline of life; the stage of catabolism or decay.

Apollinaris Water (*ap-ol-in-á'-ris*). A German alkaline mineral water, highly charged with carbonic acid, largely used for gout, rheumatism, etc., but possessing little medicinal value. See *Mineral Water*.

Apomorphia, or **Apomorphin** (*ap-o-morf'-fe-ah*, or *morf'-fin*) [*ἀπό*, from; *Morpheus*, the god of sleep]. $C_{17}H_{17}O_2N$, = *morphia* — H_2O . An artificial alkaloid, derived from morphin. The *hydrochlorate* is the salt used, and is a grayish crystalline powder. It is a systemic emetic acting directly upon the vomiting center, and is the quickest, most certain and least irritating of all emetics. Unof. Dose gr. $\frac{1}{20}$ – $\frac{1}{10}$ hypodermatically, or gr. $\frac{1}{10}$ – $\frac{1}{5}$ by the mouth. An expectorant in small doses. **A.** *injection hypodermica* (B. P.). Dose as an *expectorant* by the mouth, gr. ss; as an *emetic*, by the mouth, gr. $\frac{1}{4}$; hypodermatically, gr. $\frac{1}{4}$. **Syrupus apomorph. hydrochloratis.** Dose $\bar{5}$ ss–j.

Apomyelin (*ap-o-mil'-ehin*) [*ἀπό*, from; *μυέλις*, marrow]. A peculiar phosphatized principle reported to exist in the brain tissue and containing no glycerol.

Apomytosis (*ap-o-mit-ó'-sis*) [*ἀπομύσσειν*, to blow the nose]. Any disease marked by stertor; a sneezing.

Apone (*ap-on'*) [Fr.: *ἀ* priv.; *πόνος*, pain]. An anodyne; especially the concentrated tincture of capsicum; used externally for the relief of pain, and internally in small doses, diluted, for hemorrhoids, dyspepsia, and mania. Dose gutt. iij–x. Unof.

Aponeurography (*ap-o-nu-rol'-ra-fé*) [*ἀπονεύρωσις*, aponeurosis; *γράφω*, a writing]. A description of the fasciæ, or aponeuroses.

Aponeurology (*ap-o-nu-rol'-o-jé*) [*ἀπονεύρωσις*, aponeurosis; *λόγος*, an account]. The science of the fasciæ or aponeuroses.

Aponeurosis (*ap-on-u-rol'-is*) [*ἀπό*, from; *νεῦρον*, a tendon]. A fibrinous-membranous expansion of a tendon giving attachment to muscles or serving to enclose and bind down muscles. Remarkable for their size or importance are the *infra-spinous*, enclosing the infra-spinous muscle; that of the *arm*, of the *deltoid muscle*, of the *external oblique* or *abdominal*, of the *forearm*, of the *leg*, of the *transversalis*, of the *head*, etc., etc.

A. of *Occipito-frontalis*, the tendinous aponeurosis that separates the two slips of the occipito-frontalis muscle. **A.** of *Soft Palate*, a thin but firm fibrous layer, attached above to the hard palate, and becoming thinner toward the free margin of the velum. **A.** of *Subscapular*, a thin membrane attached to the entire circumference of the subscapular fossa, and affording attachment by its inner surface to some of the fibers of the subscapular muscle. **A.**, *Supraspinous*, a thick and dense membranous layer that completes the osseo-fibrous case in which the supraspinatus muscle is contained, affording attachment by its inner surface to some of the fibers of the muscle.

A., *Vertebral*, a thin aponeurotic lamina extending along the whole length of the back part of the thoracic region, serving to bind down the erector spine, and separating it from those muscles that connect the spine to the upper extremity.

Aponeurosis (*ap-on-u-ro-sil'-tis*) [*ἀπονεύρωσις*, an aponeurosis; *ιτις*, inflammation]. Inflammation of an aponeurosis.

Aponeurotic (*ap-on-u-rol'-ik*) [*ἀπονεύρωσις*, aponeurosis]. Pertaining to or of the nature of an aponeurosis.

Aponeurotome (*ap-on-u'-ro-tom*) [*ἀπονεύρωσις*, aponeurosis; *τόμη*, a cut]. An instrument for dividing fasciæ.

Aponeurotomy (*ap-on-u-rol'-o-mé*) [*ἀπονεύρωσις*, aponeurosis; *τομή*, a cut]. The incision, dissection, or anatomy of the fasciæ; fasciotomy.

Aponipsis (*ap-o-níp'-sis*) [*ἀπονήψις*, a washing]. A washing; especially an internal washing, anciently performed by copious draughts of milk whey.

Apopetalous (*ap-o-pet'-al-us*) [*ἀπό*, away from; *πέταλον*, leaf]. In biology, same as *Polyptetalous*.

Apoplegmatic (*ap-o-pleg-mat'-ik*) [*ἀπό*, away; *πέγμα*, phlegm]. Promoting the expulsion of mucus from the air passages.

Apophyllous (*ap-o-fill'-us*) [*ἀπό*, from; *φύλλον*, a leaf]. In biology, having distinct calyx or perianth leaves.

Apophysar (*ap-off'-is-ar*). See *Apophysary*.

Apophysary (*ap-off'-is-a-re*) [*ἀποφύειν*, to put forth]. Pertaining to or of the nature of an apophysis.

Apophyseal, **Apophysial** (*ap-o-fiz'-e-al*). Same as *Apophysary*.

Apophysis (*ap-off'-is-is*) [*ἀπό*, from; *φύσις*, growth]. In biology, a process, outgrowth, or swelling of some part or organ, as of a bone, the internal process of the mandible of a crustacean, or some part of a plant, *e. g.* the seta of certain mosses. **A.** *lenticularis*, the orbicular process of the temporal bone. **A.** *raviana*, the processus gracilis of the malleus.

Apoplectic (*ap-o-plek'-tik*) [*ἀποπληξία*, apoplexy]. Pertaining to or affected with apoplexy. **A.** *Equivalents*, a name given to the premonitory symptoms of apoplexy, indicating that the brain is subject to alterations in the blood pressure, a condition that may lead to serious consequences if the arterial walls are diseased.

Apoplectiform (*ap-o-plek'-tif-orm*) [*ἀποπληξία*, apoplexy; *форма*, form]. Sudden, like apoplexy.

Apoplectigenous (*ap-o-plek-tij'-en-us*) [*ἀποπληξία*, apoplexy; *γεννάειν*, to produce]. Producing apoplexy or cerebral hemorrhage.

Apoplectoid (*ap-o-plek'-loid*). Same as *Apoplectiform*.

Apoplexia (*ap-o-plek'-e-ah*) [L.]. Apoplexy. **A.** *splenitis*. Synonym of *Anthrax*.

Apoplexy (*ap'-o-pleks-e*) [*ἀποπληξία*, a striking down]. The symptom-complex resulting from cerebral hemorrhage, effusion, or from the plugging of a cerebral vessel. Modern writers mostly describe the post-mortem appearances by other terms, as cerebral hemorrhage, effusion, thrombosis, etc. The chief symptom is sudden loss of motion, sensation and consciousness, the patient falling and lying as if dead. There is frequently a conjugate deviation of the eyes and a rotation of the head *away* from the paralyzed side, and *toward* the side on which the cerebral lesion exists. Death may result instantaneously, or shortly, or the patient may recover consciousness and then be found to be suffering from paralysis of one-half of the body (*Hemiplegia*, *q. v.*). The bursting of a vessel in the lungs, liver, etc., is sometimes called apoplexy of the lungs, liver, etc. **A.**, *Capillary*, from rupture and effusion of capillaries. **A.**, *Ingravescent*, a term applied to a form of apoplexy in which there is a slowly pro-

gressive loss of consciousness due to a gradual leakage of blood from a ruptured vessel. **A., Pulmonary**, escape of blood into the pulmonary parenchyma, with laceration of its substance. **A., Simple**, the name given to those cases of death from coma in which no cerebral lesion is found. **A., Spinal**. See *Hematomyelia*. **A., Splenic**. Synonym of *Anthrax*.

Apoposychia (*ap-op-sikh'-e-ah*) [*ἀπό*, away; *ψυχή*, spirit]. Syncope; fainting; a faint.

Apoptosis (*ap-op-tō'-sis*) [*ἀπό*, away; *πτῶσις*, a falling]. A falling off, as of a crust, or of the hair; loosening of a scab or crust.

Aporetin (*ap-o-re'-tin*) [*ἀπό*, from; *ῥητινῆ*, a resin]. A resinous substance found in rhubarb.

Aporrhinosis (*ap-or-in-o'-sis*) [*ἀπο*, from; *ῥίς*, nose]. A discharge from the nostril

Aporrhipsis (*ap-or-iph'-sis*) [*ἀπό*, away from; *ῥίπτειν*, to throw]. The throwing off of the clothes or the bedclothes; a symptom seen in some cases of insanity and in delirium.

Aposcythisis (*ap-o-sith'-is-is*) [*ἀποσκοθίζειν*, to scalp in the Scythian manner]. The surgical or traumatic removal of the scalp.

Aposematic (*ap-o-sem'-at-ik*) [*ἀπό*, away from; *σημα*, a sign]. Applied to such colors as are used by animals as signals or warnings of some dangerous or unpleasant quality, in repelling enemies.

Aposepalous (*ap-o-sep'-al-us*). See *Polysepalous*.

Aposepsis (*ap-o-sep'-sis*) [*ἀπόσσηψις*, putrefaction; see *Sepsis*]. Complete putrefaction.

Aposia (*ah-pō'-ze-ah*) [*ἀ* priv.; *πίσις*, a drinking]. Absence of thirst; adipsia.

Apositia (*ap-o-sit'-e-ah*) [*ἀπό*, from; *σίσις*, food]. Aversion to or loathing of food.

Apositic (*ap-o-sit'-ik*) [*ἀπό*, from; *σίσις*, food]. Impairing the appetite; affected with apositia.

Aposorbic Acid (*ap-o-sor'-bik*). See *Acid*.

Aposphacelisis (*ap-o-sfas-el'-is-is*) [*ἀποσφακέλισις*, a dying of gangrene]. Mortification; gangrene due to constriction.

Apospory (*ap-os'-po-re*) [*ἀπό*, away from; *σπόρος*, seed]. In biology, reproduction without the intervention of spores in cases where sporogenesis ordinarily occurs.

Apostasis (*ap-os'-tas-is*) [*ἀπόστασις*, a standing away from]. 1. An abscess. 2. The end of the crisis of an attack of disease; termination by crisis. 3. An exfoliation. In biology, the separation of organs by unusual elongation of internodes.

Apostatic (*ap-os-tat'-ik*) [*ἀπόστασις*, a standing away from]. Relating to or of the nature of an apostasis.

Apostaxis (*ap-o-staks'-is*) [*ἀπό*, from; *στάξις*, a dropping]. A discharge of fluid by drops; epistaxis.

Apostem (*ap'-o-stem*), or **Apostema** (*ap-o-st'-mah*) [*ἀπόστημα*, an abscess]. An abscess.

Apostematic (*ap-os-tem'-al'-ik*) [*ἀπόστημα*, an abscess]. Relating to or of the nature of an abscess.

Apostematation (*ap-os-tem'-al'-shun*) [*apostematio*, abscess formation]. The formation of an apostem or abscess.

Apostematoid (*ap-os-tem'-al'-oid*) [*ἀπόστημα*, an abscess; *είδος*, form]. Resembling an apostem or abscess.

Aposthia (*ah-pōs'-the-ah*) [*ἀ* priv.; *πόσις*, penis, prepuce]. Absence of the penis or of the prepuce.

Apostoli's Method. The use of strong electrolytic or chemical galvano-caustic currents in the treatment of diseases of the female generative organs, especially uterine fibroids.

Apostrophe (*ap-os'-tro-fee*) [*ἀπό*, away; *στροφή*, to turn]. The arrangement of chlorophyll bodies along the side walls of the cells as a result of excess or deficiency of light. Cf. *Epistrophe* and *Dystrophe*.

Apostume (*ap'-os-tūm*) [*ἀπόστημα*, an abscess]. An abscess.

Aposyngosis (*ap-o-sin-in-gō'-sis*) [*ἀπό*, from; *σινυγίξ*, pipe]. The formation of or change into a fistula.

Apotelesm (*ap-ol'-el-izm*) [*ἀποτέλεσμα*, result]. The termination of a disease.

Apothecaries' Weight. A system of weights and measures used in compounding medicines. The Troy pound of 5760 grains is the standard. It is subdivided into 12 ounces. The ounce is subdivided into eight drachms, the drachm into three scruples, and the scruple into 20 grains. For fluid measure the quart of 32 fluid ounces is subdivided into pints, the pint into 16 fluid ounces, the ounce into eight fluid drachms, and the fluid drachm into 60 minims. The following abbreviations are used:—

℥, <i>minim</i> .	ʒ, <i>uncia</i> , an ounce (480 grains)
g℥, <i>gutta</i> , a drop.	℔, <i>libra</i> , a pound.
ʒ, <i>scrupulus</i> , a scruple (20 grains)	℥, <i>octarius</i> , a pint.
ʒ, <i>drachma</i> , a drachm (60 grains).	gr, <i>granum</i> , a grain
	ss., <i>semissis</i> , one-half.

See *Weights and Measures*.

Apothecary (*ap-oth'-e-ka-ree*) [*ἀποθήκη*, a storehouse]. A druggist. One who prepares and sells drugs, fills prescriptions, etc. In Great Britain the apothecary is also a physician, filling his own prescriptions. In the United States it frequently happens that an authorized practitioner is also an apothecary, but without the degree of M. D. the practice of medicine is illegal.

Apothecium (*ap-o-thel'-se-um*) [*ἀποθήκη*, a storehouse]. In biology, the saucer-shaped fruiting organ, or ascocarp, of lichens and certain ascomycetous fungi.

Apothem, or **Apothema** (*ap'-o-them* or *ap-oth'-em-ah*) [*ἀπό*, from; *θέμα*, a deposit]. A brown powder formed by the open-air evaporation of a vegetable infusion or decoction.

Apothesis (*ap-oth'-es-is*) [*ἀποθήσις*, a putting back]. The reduction of a fracture or luxation.

Apotheter (*ap-oth'-et-er*). A navel-string repositor devised by Braun, consisting of a staff with a sling attached in which the prolapsed funis is placed and carried up into the uterine cavity.

Apothymia (*ap-o-thi'-m-ah*) [*ἀποθιμωσις*, distasteful, disagreeable]. An aversion.

Apotrepsis (*ap-o-trep'-sis*) [*ἀποτρέψις*, a turning away]. The resolution of an abscess.

Apozem, or **Apozema** (*ap'-o-zem*, or *ap-oz'-em-ah*) [*ἀπό*, away; *ζειν*, to boil]. A decoction, especially one to which medicines are admixed.

Apparatus (*ap-ar'-a-tus*) [*apparatus*, prepared]. The instruments used in any science, art, or surgical operation. Anatomically the word is used to designate collectively the organs effecting any specified work or action. **A. ligamentosus colli**, the *occipito-a void ligament*, a broad band at the front surface of the spinal canal that covers the odontoid process.

Apparent (*ap'-a-r-ent*) [*apparere*, to appear]. Seeming; appearing to be like. **A. Death**. See *Death*.

Apparition (*ap-ar-ish'-un*) [*apparitio*, an appearance]. A visual delusion or hallucination.

Apparitor (*ap-ar'-it-or*) [*l.*, a helper]. A small coiled tube worn at the ear to assist the hearing.

Appendage (*ap-en'-dij*) [*appendere*, to weigh; hang]. That which is attached to an organ as a part of it. See *Appendix*. **A., Auricular**, the projecting part of the cardiac auricle. **A., Epiploic**. See *Appendix*. **A., Ovarian**, the parovarium.

Appendectomy (*ap-en-dis-ek'-to-me*) [*appendix*; *ἐκτομή*, excision]. Excision of the appendix vermiformis.

Appendicitis (*ap-en-dis-ih'-tis*) [*appendere*, to hang upon or to; *τις*, inflammation]. Inflammation of the appendix vermiformis; ecpyhiditis.

- Appendicular** (*ap-en-dik'-u-lar*) [*appendicula*, a small appendix]. Pertaining to the appendix vermiformis. **A. Gland**, a biramous gland attached to the spermatheca of queen bees.
- Appendix** (*ap-en-diks*) [*append-re*, to hang upon or to; *pl.*, *Appendices*]. What is accessory to or dependent upon another. An appendage. **A. auricularis**, the auricular appendage, a process of the auricles of the heart. **A. cæci vermiformis**, a worm-shaped process of the cecum. **A. cerebri**, the pituitary body. **A. Ensiform**. See *Xiphoid*. **A. epiploicæ**, pouch-like, fatty projections of the peritoneum of the large intestine. **A.**, *Xiphoid*. See *Xiphoid*.
- Apperception** (*ap-er-sep'-shun*) [*appercepere*, to receive]. The conscious reception or perception of a sensory impression; the power of receiving and appreciating sensory impressions.
- Appert's Process**. The preservation ("canning") of meat, fruits, and vegetables by exclusion of air and germs; effected by hermetically sealing the substances in tin cans after heating the contents to 110° or more.
- Appetence** (*ap'e-tens*) [*appetentia*, appetite]. An appetite, or desire; the attraction of a living tissue for those materials that are appropriate for its nutrition.
- Appetency** (*ap'e-ton-se*). 1. See *Appetence*. 2. In biology, the doctrine propounded by Lamarck, in which it is maintained that new organs can be produced in animals by the simple assertion of the will called into action by new wants, and that the organs thus acquired can be transmitted by generation.
- Appetite** (*ap'e-tit*) [*appetere*, to desire]. The desire for food; also any natural desire; lust. **A.**, **Perverted**, that for unnatural and indigestible things, frequent in disease and pregnancy. *Anorexia*, loss of appetite; *Bulimia*, insatiable appetite; *Hunger*, the strong desire and need of food.
- Appetizer** (*ap'e-ti-zer*) [*appetere*, to desire]. A medicine, or dose, taken to stimulate the appetite.
- Applanate** (*ap'-lan-āt*) [*ad*, to; *planus*, flat]. In biology, horizontally flattened.
- Applanatio** (*ap'-lan-āt'-sho-o*) [L.]. A flattening. **A. corneæ**, flattening of the entire surface of the cornea from disease.
- Applanation** (*ap'-lan-āt'-shun*) [*applanatio*, a flattening]. A flattening, as of the cornea.
- Apple** (*ap'-l*) [AS., *appol*, an apple]. The fruit of the tree, *Pyrus malus*. **A.**, **Adam's**. See *Pomum adami*. **A.-brandy**, an alcoholic spirit distilled from cider; cider-brandy. **A. Extract**. See *Extractum ferri pomatum*. **A.-eye**, a synonym of *Exophthalmos*. **A. of the Eye**, the pupil; also, the eyeball. **A.-jack**. See *A.-brandy*. **A.-oil**, amyl valerianate; prepared from isoamyl-isovaleric ester.
- Application** (*ap-lik-āt'-shun*) [*applicatio*, an application]. The act of applying anything, as a plaster, leech, bandage, lotion, pad, or compress; the thing so applied. **A. Colors**. See *Pigment*, *Colors*, and *Dyestuffs*.
- Applicative** (*ap-lik-ā-tiv*). See *Conduplicate*.
- Applicator** (*ap-lik-ā-tor*) [L.]. An instrument used in making applications; especially, one used in uterine or urethral surgery.
- Applier** (*ap-ī-er*) [*applicare*, to apply]. A dental instrument for making applications to teeth.
- Appolito's Operation**. See *Operation*, *Table of*.
- Appolito's Suture**. See *Suture*.
- Apposition** (*ap-o-zi-ti'-un*) [*apponeo*, to apply to]. The act of fitting together; the state of being fitted together. **A. Theory**, a theory concerning the growth of the cell-wall, as held by Schmitz, Strasburger, etc., viz., that stratified and other cell-walls of plants grow in thickness by the deposition of new particles upon the inner face of the cell. Growth in surface is the result of a simple stretching of the wall by the pressure of the contents.
- Approach** (*ap-roch'*) [ME., *approche*]. A drawing near. **A. Grafting**, to march.
- Appropriation** (*ap-ro-pre-āt'-shun*) [*appropriatio*, a setting apart]. Assimilation of nutriment.
- Approximal** (*ap-roks'-im-āl*) [*ad*, to; *proximus*, next]. That which is next to; contiguous. In dentistry, pertaining to contiguous surfaces, as approximal fillings.
- Appun's Apparatus**. A device for determining the overtones of a vowel by means of reeds.
- Apraxia** (*ah-praks'-e-ah*) [*ā* priv.; *πράσσειν*, to do]. Soul-blindness; mind-blindness; object-blindness; an affection in which the memory for the uses of things is lost, as well as the understanding for the signs by which the things are expressed.
- Aprication** (*ap-re-ku-āt'-shun*) [*apricatio*, a basking in the sun]. The sun-bath; sun-stroke.
- Proctia** (*ah-prok-tō'-ah*) [*ā* priv.; *πρωκτός*, anus]. Imperforation of the anus.
- Proctosis** (*ah-prok-tō'-sis*) [*ā* priv.; *πρωκτός*, anus]. See *Proctia*.
- Proctous** (*ah-prok'-tus*) [*ā* priv.; *πρωκτός*, the anus]. Having imperforation of the anus.
- Apron** (*ā'-prun*) [ME., *apern*]. 1. In surgery, a protection or covering for the body in surgical operations. 2. The omentum. **A.**, **Hottentot**, artificially elongated labia minora; *velamen vulvae*. **A. of Succor**, a canvas appliance borne by two men, and used for the transportation of wounded persons.
- Apronesia** (*ap-ro-seks'-e-ah*) [*ā* priv.; *προσέχειν*, to give heed]. A mental disturbance consisting in inability to fix the attention upon a subject. An inability to think clearly and to readily comprehend what is read or heard, sometimes observed in the course of chronic catarrh of the nose or of the nose and pharynx.
- Aprisopa** (*ap-ros'-o-pah*). See *Aprisopia*.
- Aprisopia** (*ap-ro-so'-pe-ah*) [*ā* priv.; *πρόσωπον*, the face]. A form of fetal monstrosity with partial or complete absence of face.
- Aprisopous** (*ap-ros'-o-pus*) [*ā* priv.; *πρόσωπον*, the face]. Exhibiting aprisopia.
- Aprisopus** (*ap-ros'-o-pus*) [*ā* priv.; *πρόσωπον*, the face]. An aprisopous fetus.
- Aprselaphesia** (*ap-sel-af'-e-ze-ah*) [*ā* priv.; *ψηλάφησης*, touch]. Paralysis of the tactile sense.
- Apsithyria**, or **Apsithurea** (*ap-sith-ī'-re-ah*, or *-ul'-re-ah*) [*ā* priv.; *ψιθυρίζειν*, to whisper]. A term suggested by Solis-Cohen for hysterical aphonia, in which the patient not only loses the voice, but is unable even to whisper. It is generally accompanied by double paralysis of the vocal cords, but there is no paralysis of the tongue, lips, or expiratory muscles. Charcot especially advocates hypnotism in the treatment of the condition.
- Apsychia** (*ap-sik'-e-ah*) [*ā* priv.; *ψυχή*, spirit]. Unconsciousness; a faint or swoon.
- Apta viro** (*ap'-tah vī'-rō*) [L.; *pl.*, *Apte viris*]. A young girl who by mechanical means has been rendered available for prostitution.
- Apterium** (*ap-te'-re-um*) [*ā* priv.; *πτερόν*, a feather]. In biology, a normally naked tract on a bird's skin.
- Apteros** (*ap'-ter-us*) [*ā* priv.; *πτερόν*, a wing, a feather]. In biology, destitute of wings or membranous expansions.
- Aptitude** (*ap'-te-tūd*) [*aptitudo*, fitness]. Fitness, tendency. The natural proneness of an organism toward certain functions or pathological conditions.
- Aptyalia** (*ap-ti-āl'-e-ah*) [*ā* priv.; *πτύαλον*, saliva]. See *Aptyalism*.
- Aptyalism** (*ap-ti-āl'-izm*) [*ā* priv.; *πτύαλιζειν*, to spit]. Deficiency or absence of saliva.

- Aptystia** (*ap-tis'-te-ah*) [*û* priv.; $\pi\tau\epsilon\upsilon\alpha$, to spit]. See *Aptyalism*.
- Apulosis** (*ap-u-lo'-sis*) [*û* priv.; $\omega\upsilon\lambda\omega\sigma\iota\varsigma$; $\omega\upsilon\lambda\epsilon\upsilon\alpha$, to cicatrize]. Cicatrization, or a cicatrix.
- Apulotic** (*ap-u-lo'-tik*) [*û* priv.; $\omega\upsilon\lambda\omega\tau\iota\kappa\acute{o}\varsigma$, healing]. Promoting cicatrization, or apulosis.
- Apus** (*a'-pus*) [*û* priv., and $\pi\omega\upsilon\varsigma$, foot]. 1. A monstrosity consisting in absence of the lower limbs, or feet. 2. An apodous fetus.
- Apynonin** (*ah-pi'-on-in*) [*û* priv.; $\pi\iota\upsilon\alpha$, pus]. A remedy introduced as a substitute for pyoktanin in ophthalmic practice. It is said to be identical with yellow pyoktanin. Unof.
- Pyretic** (*ah-pi-ret'-ik*) [*û* priv.; $\pi\epsilon\pi\epsilon\tau\acute{o}\varsigma$, fever]. Without fever or pyrexia.
- Pyrexia** (*ah-pi-reks'-e-ah*) [*û* priv.; $\pi\epsilon\pi\epsilon\tau\acute{o}\varsigma$, feverish]. The non-febrile stage of an intermittent fever; intermission or absence of fever.
- Pyrexial** (*ah-pi-reks'-e-ah*) [*û* priv.; $\pi\epsilon\pi\epsilon\tau\acute{o}\varsigma$, without fever]. Pertaining to, of the nature of, or characterized by, pyrexia.
- Pyrexy** (*ah'-pi-reks-e*). See *Pyrexia*.
- Aqua** (*a'-kwæh*) [L.; *gen. and pl., Aquæ, a'-kwæ*]. Water. An oxid of hydrogen having the composition H_2O . It is a solid below 32° , a liquid between 32° and 212° , vaporizes at 212° at the sea level (bar. 760 mm.), giving off vapor of tension equal to that of the air. It covers four-fifths of the surface of the earth, but is never pure in nature, containing from a trace of soluble matter, in rain water, to 26 per cent. of soluble mineral salts, in the Dead Sea. Water is an essential constituent of all animal and vegetable tissues. In the human body it forms two per cent. of the enamel of the teeth, 77 per cent. of the ligaments, 78 per cent. of the blood, and 93 per cent. of the urine. Externally, water has a stimulating effect upon the skin, either by direct or reactionary means. Cold water when continued too long may lower the general temperature of the body so as to produce serious depression of the circulation and muscular power. When properly used it is a valuable antipyretic. Hot water and vapor increase circulation and produce diaphoresis. Its too long-continued use debilitates. Internally, water is a diuretic. It is the most useful of all the solvents in pharmacy. The following are the official preparations and forms: **A. bulliens**, boiling water. **A. communis**, common water. **A. destillata**, distilled water. **A. fervens**, hot water. **A. fluvialis**, river-water. **A. fontana**, well- or spring-water. **A. marina**, sea-water. **A. pluvialis**, rain-water. See also *Mineral Water*. Aqua in pharmacy also designates various medicated waters: as **A. ammoniæ**, water of ammonia; **A. anethi**, dill water; **A. chlori**, chlorin water; **A. rosæ**, rose water. **A. fortis**. See *Acid, Nitric*. **A. regia**. See *A. Nitrohydrochloric*. **A. tofana**, a celebrated secret poison, prepared in the 17th century at Palermo by a woman named Toffana. It was probably arsenical. **A. Vitæ**, Brandy or Spirit, *q. v.* In anatomy, **A. labyrinthi**, the clear fluid existing in the labyrinth of the ear.
- Aquæcapsulitis** (*a-kwæ-kap-su-li'-tis*) [*aqua*, water; *capsula*, a capsule; *itis*, inflammation]. Serous iritis.
- Aqueductus** (*a-kwæ-duk'-tus*). See *Aqueduct*.
- Aquamalarial Fever** (*a-kwæ-mal-a'-re-ai*). Synonym of *Malarial Fever*. See *Fever*.
- Aquapuncture** (*ak-wah-pung'-chûr*) [*aqua*, water; *punctura*, a puncture]. Counter-irritation by means of a very fine jet of water impinging upon the skin; useful in neuralgia and other nerve disorders.
- Aquatic** (*a-kwæ'-tik*) [*aqua*, water]. Pertaining to water. **A. Cancer**. Synonym of *Cancerum oris*.
- Aqueduct, or Aqueductus** (*ak'-wæ-duk't*, or *a'-wæ-duk'-tus*) [*aqua*, water; *ductus*, a leading]. Used of ducts or canals in various parts of the body. **A. cerebri**, the infundibulum. **A. cochleæ**, aqueduct of the cochlea. **A. of Cotunnii**, the aqueduct of the vestibule, extending from the utricle to the posterior wall of the pyramid in the brain. **A. Fallopii**, the canal of the portio dura in the petrous portion of the temporal bone. **A. Sylvii**, the aqueduct of Sylvius from the third to the fourth ventricle, the *iter a tertio ad quartum ventriculum*. **A. vestibuli**, aqueduct of the vestibule of the ear.
- Aqueous** (*a'-kwæ-us*) [*aqua*, water]. Referring to water; watery. **A. Chamber of the Eye**, the space between the cornea and the lens; the iris divides it into an anterior and a posterior chamber. **A. Extract**, a solid preparation of a drug made by evaporation of its aqueous solution. **A. Humor**, the fluid filling the anterior chamber of the eye.
- Aquiducous** (*a-kwæ-du'-kus*) [*aquiducus*; *aqua*, water; *ducere*, to lead]. Hydragogue.
- Aquilaria** (*a-kwîl-a'-re-ah*) [L.]. A genus of trees. **A. agallocha**, a tree of S. E. Asia producing the true aloes-wood, or eagle-wood, valued in perfumery, but no longer employed in regular pharmacy or practice. **A. ovata** and **A. secundaria** also furnish varieties of aloes-wood. Unof.
- Aquilegia** (*ak-wîl'-jæ-ah*) [L.]. A genus of ranunculaceous plants of many species. **A. vulgaris** has active medicinal qualities; but none of the species are now much used in regular practice.
- Aquiparous** (*a-kwîp'-ar-us*) [*aqua*, water; *parere*, to bring forth]. Producing water, or affording watery secretions; said of glands, as the lachrymal and parotid.
- Aquocapsulitis** (*a-kwæ-kap-su-li'-tis*) [*aqua*, water; *capsula*, a small box]. Serous iritis, *q. v.*
- Aquosity** (*a-kwôs'-it-e*) [*aquositas*, watery]. The state or condition of being watery.
- Aquila** (*ak-wûl'-lah*) [L.]. A small aqueous collection. **A. cotunnii**, the perilymph, *q. v.*
- Arabic** (*ar'-ab-ik*) [*Αραβικός*, Arabic]. Of or pertaining to Arabia. **A. Acid**. See *Arabin*. **A. Gum**. See *Acacia*.
- Arabin** (*ar'-ab-in*) [*Αραβικός*, Arabic]. $(C_6H_{10}O_5)_2 + H_2O$. Arabic Acid. A transparent, glassy, amorphous mass, an exudate from many plants, making a clear solution in water. It is the principal constituent of gum arabic. See *Carbohydrates, Table of*.
- Arabinose** (*ar'-ab-in-ôs*) [*Αραβικός*, Arabic]. $C_5H_{10}O_5$. One of the glucoses. Made from gum arabic on boiling with dilute H_2SO_4 . It crystallizes in shining prisms that melt at 100° ; is slightly soluble in cold water, has a sweet taste, and reduces Fehling's solution, but is not fermented by yeast. See *Carbohydrates, Table of*.
- Arabis** (*ar'-ab-is*) [*Αραβικός*, Arabic]. A genus of cruciferous herbs; rock cresses, or wall cresses. **A. chinensis**, of Asia, and **A. sagittata** and **A. thaliana**, of Europe, are stimulant and stomachic. The seeds of some species yield an oil much like that of rape-seed. Unof.
- Arabite** (*ar'-ab-it*) [*Αραβική*, Arabic]. $C_5H_{12}O_5$. A substance formed from arabinose by the action of sodium amalgam. It crystallizes from hot alcohol in shining needles, melting at 102° . It has a sweet taste, but does not reduce Fehling's solution.
- Arabonic Acid** (*ar-ab-on'-ik*). See *Acid*.
- Arachis** (*ar'-ak-is*) [*αραχός*, a leguminous plant]. A genus of leguminous plants. **A. hypogæa**. See *Ground Nut*.
- Arachnidium** (*ar-ak-nid'-e-um*) [*ἀράχνη*, a spider]. In biology, the secreting spinning apparatus of spiders,

consisting of five kinds of glands, over one thousand in all, producing a secretion insoluble in water and with a nitrogenous basis, forming the fine, silky threads of the web.

Arachnitis (*ar-ak-ni'-tis*) [*ἀράχνη*, a spider's web; *ίτις*, inflammation]. Inflammation of the arachnoid membrane of the brain.

Arachnoid (*ar-ak'-noi'd*) [*ἀράχνη*, a spider's web; *είδος*, form]. Resembling a web. **A. Cavity**, the space between the arachnoid membrane and the dura mater. **A. Membrane**, the delicate serous membrane of the brain and cord between the dura and pia mater. **Sub-arachnoid fluid**. See *Cerebro-spinal Fluid*.

Arachnoidal (*ar-ak'-noi'd'-al*) [*ἀράχνη*, a spider's web; *είδος*, form]. Pertaining to the arachnoid.

Arachnoiditis (*ar-ak'-noi'd'-itis*). Same as *Arachnitis*.

Arachno-pia (*ar-ak'-no'-pi'-ah*) [*ἀράχνη*, a spider's web; *πία*, fem. of *πιος*]. The arachnoid and the pia considered together.

Arachnorrhinitis (*ar-ak'-nor-in'-i'-tis*) [*ἀράχνη*, spider; *ῥίς*, nose; *ίτις*, inflammation]. A disease of the nasal passages supposed to be due to the presence of a spider.

Arachnotitis (*ar-ak'-no-ti'-tis*) [*ἀράχνη*, spider; *οίτις*, ear; *ίτις*, inflammation]. Inflammation said to be caused by a spider in the auditory canal.

Arack (*ar'-ak*) [*Ind.*]. A spirituous liquor distilled from rice, dates, palm-sap, or coconut juice, used in Asia, etc.

Aræometer (*ar-e-om'-et-er*). See *Areometer*.

Aræotic (*ar-e-ot'-ik*). See *Aræotic*.

Aralia (*ar-a'-le-ah*) [L.]. A genus of plants, order Araliaceæ, embracing several species, having aromatic, diaphoretic, and resolvent properties. Ginseng, wild sarsaparilla, petty morrel, and other plants esteemed in popular medicine belong here; few have active qualities of high value in any disease. Unof.

Aran-Duchenne's Disease. See *Diseases, Table of*.

Aranææ Tela (*ar-a'-ne-e te'-lah*). See *Cobweb*.

Aranæous (*ar-a'-ne-us*) [*aranea*, a spider's web]. Full of webs; resembling a cobweb. **A. Membrane**, the arachnoid.

Arantius, Bodies of. See *Corpora*. **A., Canal of**. See *Canal*. **A., Duct of**. See *Duct*. **A., Nodules of**. See *Arantius, Bodies of*. **A., Valves of**. See *Valvule arantii*. **A., Ventricle of**, a small cul-de-sac in the medulla oblongata.

Arar (*ar'-rar*) [Barbary]. The tree *Callitris quadrivalvis* of N. W. Africa. It produces sandarac.

Araroba (*ar-ar'-bah*) [Brazil]. *Goa Powder*. An oxidation product of resin found deposited in the wood of the trunk of the *A. andira* of Brazil. Its active principle is *Chrysarobin* or *Chrysophanic acid*, q. v. It is largely used in skin affections.

Arasa (*ar-a'-sah*) [S. Am.]. The root of a plant native to Brazil and Uruguay. The active principle of the drug is found in the tuberosities of the root, especially in the bark, which is quite thick. In taste a decoction of the drug resembles that of cas-carilla. It is an excellent remedy in metrorrhagia, acting where hydrastis is ineffectual. No unpleasant secondary effects have been noted. Unof.

Arbor (*ar'-bor*) [L.]. A name for the arbor vitæ of the cerebellum. **A. Vitæ**, a term applied to the arborescent appearance of a section of the cerebellum, and also to a similar appearance of the folds of the interior of the cervix uteri. See *Thuja*.

Arborization (*ar-bor-i-z'-shun*) [*arbor*, a tree]. A form of nerve termination in which the nerve fibers are brought into contact with the muscle fiber by means of an expansion.

Arbuscula (*ar-bu'-ku-lah*) [L.]. A small shrub having the appearance of a diminutive tree.

Arbutin (*ar'-bu-tin*) [*arbutus*, the wild strawberry tree], $C_{12}H_{16}O_7$. A bitter glucosid obtained from *Uva ursi*, or bearberry. It is neutral, crystalline, and resolvable into glucose and hydroquinon. Arbutin is an efficient diuretic. Dose gr. xv-xxx. See *Uva ursi*.

Arbutus (*ar-bu'-tus*) [L.]. A genus of ericaceous shrubs and trees. **A. menziesii**, the madroño of California, has an astringent bark, useful in diarrheas. Unof. **A. unedo**, the European arbutus, is astringent and narcotic. **A., Trailing**. See *Ephedra*.

Arc (*ark*) [*arcus*, a bow]. In craniometry, a measurement taken on the outside of the skull, following its curves. **A., Binauricular**, a measurement from the center of one auditory meatus to the other, directly upward across the top of the head. **A., Bregmato-lambdoid**, a measurement along the sagittal suture.

A., Naso-bregmatic, from the root of the nose to the bregma. **A., Naso-occipital**, measurement from the root of the nose to the lowest occipital protuberance.

Arcanum (*ar-ka'-num*) [*arcanum*, a secret]. A medicine whose composition is kept secret.

Arcate (*ar'-kat*) [*arcatus*, bow-shaped]. Bow-shaped; curved; arcuate.

Arch (*areh*) [*arcus*, a bow]. A term applied to the curved shape of several various parts of the body. **A. of Aorta**. See *Aorta*. **A., Branchial**, the cartilaginous arches that support the gills (branchiæ) of fishes. In the human fetus they are also present. See *Cleft*.

A. of Colon. See *Colon*. **A. of Corti**, the arch that the pillars of the organ of Corti make over the basilar membrane of the cochlea. **A., Crural**. See *Poupart's Ligament*.

A. of Fallopius, a name for the arch formed by the organ of Corti make over the basilar membrane of the cochlea. **A., Crural**. See *Poupart's Ligament*.

A. of Fallopius, a name for the arch formed by the radial artery in crossing the bones of the metacarpus.

A., Plantar, the arch made by the external plantar artery. **A., Post-oral**, arches in the fetus, five in number, that develop into the lower jaw and throat. See *A., Branchial*.

A. of Pubes, that part of the pelvis formed by the convergence of the rami of the ischia and pubes on each side. **A., Supra-orbital**, the curved and prominent margin of the frontal bone beneath the superciliary ridge, that forms the upper boundary of the orbit. **A. of a Vertebra**, the part of a vertebra formed of two pedicles and two laminae and enclosing the spinal foramen. **A., Zygomatic**, the arch formed by the malar and temporal bones.

Archæocyte (*ar'-ke-o-sit*) [*ἀρχαῖος*, ancient; *κύτος*, a hollow (a cell)]. In biology, one of the irregular amoeboid cells—mesamoeboids—imbedded in a jelly-like matrix and occurring between the two primitive epithelia of the body, in the Porifera.

Archæostoma, Archæostome (*ar-ke-ost'-to-mah*, *ar'-ke-o-stom*). See *Archistome*.

Archæus (*ar-ke'-us*) [*ἀρχαῖος*, ancient]. In spagiric medicine, the invisible counterpart of the visible body; solar heat as a source of life.

Archamœba (*ark-am-œ'-bah*) [*ἀρχή*, primitive; *ἀμωβή*, change]. Haeckel's hypothetical progenitor of all amoebæ and of all higher forms of life.

Archamphiaster, or Archiamphiaster (*ark-am-fo'-as-ter*, or *ar-ke-am-fo'-as-ter*) [*ἀρχή*, first; *ἄμωβ*, around; *ἄστῆρ*, star]. In biology, those amphiasters concerned in the production of the polar globules.

Archangelica (*ark-an-jel'-ik-ah*) [*ἀρχαγγελικός*, arch-angel]. A genus of umbelliferous plants; *A. abropurpurea*, *officinalis*, and *sativa* afford *Angelica Root*, q. v.

Archebiology (*ar-ke-bi-ol'-o-je*) [*ἀρχή*, beginning; *βίωσις*, life; *λόγος*, discourse]. The study of the simplest or most primitive forms or beginnings of life.

Archebiosis (*ar-ke-bi-ol'-sis*) [*ἀρχή*, the beginning; *βίωσις*, life]. The theoretical origin of living organ-

- isms from non-living matter. See *Generation, Spontaneous; Biogenesis, and Abiogenesis.*
- Archeptoma** (*ark-ek-to'-mah*) [*ἀρχός, anus; εκ, out; πτώμα, a falling*]. Prolapse of the rectum.
- Archegenesis** (*ark-e-jeu'-es-is*). The same as *Archebi-osis*.
- Archegonium** (*ark-e-ge'-ne-um*) [*ἀρχή, first; γόνος, race*]. The female reproductive organ of the higher cryptogams.
- Archegony** (*ark-keg'-o-ne*) [*ἀρχιγονος, first of a race*]. The doctrine of spontaneous generation.
- Archeric** (*ark-en-ter'-ik*) [*ἀρχή, first; έντερον, intestine*]. Relating to the archenteron.
- Archenteron** (*ark-en-ter-on*) [*ἀρχή, a beginning; έντερον, intestine*]. In biology, the embryonic alimentary cavity. The entodermal sac of the gastrula; archigaster; celerentron.
- Archepon** (*ark-ke-pit-on*) [*ἀρχή, a beginning; πύον, pus*]. Pus that has become caseated, or so thick that it does not flow. A term proposed by Roswell Park.
- Archespore, Archesporium** (*ar'-ke-spor', -e-um*) [*ἀρχή, a beginning; σπορά, a seed*]. In biology, the cells that give rise to the lining of the anther-cell and to the mother-cells of the pollen.
- Archesthetism** (*ark-es'-thet-izm*) [*ἀρχή, first; αισθη-σθαι, to perceive*]. The doctrine that animal movements are primitively determined by sensibility or consciousness.
- Archet** (*ar-chet' or ar-sha'*) [Fr.]. A bow formerly used to operate the drill in lithotomy.
- Archetype** (*ar'-ke-típ*) [*ἀρχή, a beginning; τύπος, a type*]. In comparative anatomy, an ideal type or form with which the individuals or classes may be compared. A standard type.
- Archhydra** (*ark-hi'-drah*) [*αρχή, first; ύδωρ, water*]. A primitive polyp.
- Archiater** (*ar-ke-at'-ter*) [*ἀρχιατρός, a chief physician*]. The head physician in a court, as in that of Russia.
- Archiblast** (*ar'-ke-blast*) [*ἀρχή, first; βλαστός, germ*]. In embryology, the granular areola surrounding the germinal vesicle. It is composed of three layers, the outer, or *epiblast*, from which the skin and its adnexa, the nervous system, and the terminal portions of the alimentary canal are formed; the middle, or *mesoblast*, from which the epithelium of the genito-urinary organs and the smooth and striated muscle-tissue is derived; and the inner, or *hypoblast*, for the development of the epithelium of the respiratory tract and of the alimentary canal.
- Archiblastic** (*ar-ke-blas'-tik*) [*ἀρχή, first; βλαστός, germ*]. Derived or supposed to be derived from the archiblast. The parenchymatous elements are regarded as archiblastic.
- Archiblastoma** (*ar-ke-blas-to'-mah*) [*ἀρχή, first; βλαστός, germ; όμα, a tumor; pl., Archiblastomata*]. Any tumor composed of archiblastic or parenchymatous elements, such as myoma, neuroma, papilloma, epithelioma, adenoma, carcinoma, etc.
- Archiblastula** (*ar-ke-blas-tu-lah*) [*ἀρχή, first; βλαστος, a germ or bud*]. In embryology, a ciliated, vesicular morula, resulting from complete and regular yellow-division and by invagination forming the archigastrula.
- Archicercal** (*ar-ke-ser'-kal*) [*ἀρχή, chief; κύρος, tail*]. In biology, having the tail primitive, without fin-folds.
- Archicharp** (*ar'-ke-karp*) [*ἀρχή, first; καρπός, fruit*]. See *Ascogonium*.
- Archicytula** (*ar-ke-sit'-u-lah*) [*ἀρχή, a beginning; κύτος, a cell*]. A fertilized egg cell in which the nucleus is discernible.
- Archigaster** (*ar-ke-gas'-ter*) [*ἀρχή, first; γαστήρ, belly*]. The primitive, perfectly simple intestine; archenteron.
- Archigastrula** (*ar-ke-gas'-tru-lah*) [*ἀρχή, beginning;*

- γαστήρ, belly*]. The gastrula as it is observed in the most primitive types of animal development; called also bell gastrula from its shape.
- Archigenesis** (*ar-ke-jeu'-es-is*). See *Archebiosis*.
- Archil** (*ar'-kit*) [ME., *orchell*]. A coloring matter somewhat like litmus, chiefly obtained from the lichen, *Rocella tinctoria*; used for staining animal tissues. See *Conspetus of Pigments*, under *Pigment*.
- Archimonerula** (*ar-ke-mon-er'-u-lah*) [*ἀρχή, first; μονήρης, single, solitary*]. In embryology, a special name given by Haeckel to the monerula stage of an egg undergoing primitive and total cleavage.
- Archimorula** (*ar-ke-mor'-u-lah*) [*ἀρχή, first; μόρον, a mulberry*]. In embryology, the solid mass of cleavage cells, or mulberry mass, arising from the segmentation of an archicytula, and preceding the archiblastula and archigastrula.
- Archinephric** (*ar-ke-nef'-rik*) [*ἀρχή, first; νεφρός, the kidney*]. Pertaining to the archinephron.
- Archinephron** (*ar-ke-nef'-ron*) [*ἀρχή, beginning; νεφρός, the kidney*]. The primitive or embryonic stage of the kidney or renal apparatus.
- Archipin** (*ar-kip'-in*). See *Chibou*.
- Archipterygium** (*ar-kip-ter-ij'-e-um*) [*ἀρχή, first; πτερόν, a wing*]. In biology, a ground form, persisting in a few cases only, and representing the first and lowest stage of the skeleton of the anterior extremity of vertebrates.
- Archistome** (*ar'-kis-tom*) [*ἀρχή, first; στόμα, mouth*]. The gastrula mouth or opening to the archenteron; blastoporus.
- Architis** (*ar-ki'-tis*) [*ἀρχός, anus*]. Proctitis; inflammation of the anus.
- Architroch** (*ar'-ke-trok*) [*ἀρχή, first; τροχός, a disk*]. The ciliated band about the mouth of a planula.
- Archocele** (*ar'-ko-sel, or ar-ko-sel'-le*) [*ἀρχός, anus; κήλη, hernia*]. Rectal hernia.
- Archocystocolposyrinx, or Archocolpocystosyrinx** (*ar-ko-sis-to-kol-po-sir'-ingks, or ar-ko-kol-po-sis-to-sir'-ingks*) [*ἀρχός, anus; κύστις, bladder; κόλπος, vagina; σίριγξ, fistula*]. Recto-vesico-vaginal fistula.
- Archometrum** (*ar-ko-met'-rum*) [*ἀρχός, anus; μέτρον, measure*]. A device for ascertaining the caliber of the anus, or for dilating its sphincters.
- Archoptoma** (*ar-kop-to'-mah*) [*ἀρχός, anus; πτώμα, a fall*]. A prolapse of the rectum.
- Archoptotic** (*ar-kop-to'-tik*) [*ἀρχός, anus; πτώμα, a fall*]. Relating to archoptoma or archoptosis.
- Archoptosis** (*ar-kop-to'-sis*) [*ἀρχός, anus; πτώσις, a falling*]. Rectal prolapse.
- Archorrhagia** (*ar-ko-ra'-rhe-ah*) [*ἀρχός, anus; ρήγνσθαι, to break out*]. Rectal hemorrhage.
- Archorrhagic** (*ar-ko-raj'-ik*) [*ἀρχός, anus; ρήγνσθαι, to break out*]. Relating to rectal hemorrhage.
- Archorrhea** (*ar-ko-re'-ah*) [*ἀρχός, anus; ρέω, to flow*]. A discharge of blood or of any pathologic fluid from the anus.
- Archos** (*ar'-kos*) [*ἀρχός, the anus*]. The anus.
- Archostegnoma** (*ar-ko-ste-g-no'-mah*) [*ἀρχός, anus; στεγνωω, to consolidate*]. Archostenosis; a rectal stricture.
- Archostenosis** (*ar-ke-ste-g-no'-sis*) [*ἀρχός, anus; στεγνωσις, a stopping*]. A rectal stricture.
- Archostegnotic** (*ar-ko-ste-g-no'-tik*) [*ἀρχός, anus; στεγνωσις, a stopping*]. Relating to a rectal stricture.
- Archostenosis** (*ar-ko-sten-o'-sis*) [*ἀρχός, anus; στενός, narrow*]. Stricture of the rectum.
- Archostenotic** (*ar-ko-sten-o'-tik*) [*ἀρχός, anus; στενός, narrow*]. Relating to rectal stricture.
- Archosyrinx** (*ar-ko-sir'-ingks*) [*ἀρχός, anus; σίριγξ, a pipe*]. 1. A syringe for the rectum. 2. Fistula in ano.

- Arciform** (*ar'-se-form*) [*arcus*, bow, arch; *forma*, form]. Bow-shaped; especially used to designate certain sets of fibers in the oblongata.
- Arciation** (*ark-ta'-shun*) [*arctatio*; *arctare*, to draw close together]. 1. Contraction or lessening of an opening or of the lumen of a canal. 2. Infibulation.
- Arcium** (*ark'-she-um*) [L.]. Burdock. See *Lappa*.
- Arctostaphylos** (*ark-to-staf'-il-os*). See *Uva ursi* and *Manzanita*.
- Arcual** (*ar'-ku-al*) [*arcualis*, arched]. Arched; bent or curved.
- Arcuate** (*ar'-ku-at*) [*arcuatio*, a bowing]. Arched; curved; bow-shaped.
- Arcuation** (*ar-ku-a'-shun*) [*arcuatio*, a bowing]. Curvature of any bone, as of the tibia or sternum; curvature of the vertebral column.
- Arcuatus** (*ar-ku-a'-tus*) [*arcus*, a bow]. Bent or curved in an arched form. **A. morbus**, a former name for jaundice.
- Arculus** (*ar'-ku-lu*) [dim. of *arcus*, a bow]. An arching support for bed-clothes.
- Arcus** (*ar'-kus*) [*arcus*, a bow]. A bow or arch. **A. dentalis**, the dental arch. **A. senilis**, in the old, the ring of fatty degeneration of the corneal tissue about the periphery. **A. zygomaticus**, the zygomatic arch.
- Ardent** (*ar'-dent*) [*ardere*, *ardens*, to burn]. Burning; fiery; glowing; accompanied by a sensation of burning. **A. Fever**, heat fever or thermal fever. **A. Spirits**, alcoholic liquors. See *Spiritus*.
- Ardor** (*ar'-dor*) [*ardor*, heat]. Violent heat, burning; applied to fevers and the sexual passion. **A. urinæ**, burning pain in the inflamed urethra during micturition.
- Area** (*ar'-e-ah*) [*area*, an open space]. Any space with boundaries. **A. celsi**. See *Alopecia areata*. **A's.**, **Cohnheim's**, certain clear-cut areas seen in a transverse section of muscle-fiber. **A.**, **Crural**, a space at the base of the brain included between the pons and chiasm. **A. germinativa**, or *embryonic spot*, the oval germinating spot of the embryo. **A. opaca**, the opaque circle about the *A. pellucida*. **A. pellucida**, the light central portion of the *A. germinativa*. **A.**, **Postpontile**, the ventral aspect of the mesencephalon. **A. vasculosa**, the vascularization of the *A. optica*.
- Areca Nut** (*ar'-ek-ah*). See *Betel*.
- Arecane, Arekane** (*ar'-ek-an*) [Malay]. An oily and volatile basic substance obtainable from areca nut; said to be a purgative and sialagogue, and to slow the pulse. Unof.
- Arecin** (*ar'-e-sin*) [Sp., *areca*], $C_{22}H_{26}N_2O$. 1. An organic base isomeric with brucin, derived from cinchona bark. 2. A brown-red coloring matter, obtained from areca nuts; areca red.
- Arecolin** (*ar'-e-kolin*) [Sp., *areca*], $C_{11}H_{17}NO_2$. A liquid alkaloid isolated from the seeds of *Areca catechu*. It is strongly alkaline, very soluble in water, alcohol, ether, or chloroform, and boils at 220° C. It is a powerful poison affecting the heart similarly to muscarin. It has anthelmintic properties. Dose gr. $\frac{1}{15}$ - $\frac{1}{16}$.
- Arefaction** (*ar-e-fak'-shun*) [*arefactio*; *arefacere*, to make dry]. 1. Exsiccation or desiccation. The removal of the structural or constitutional water from a substance. 2. The drying of drugs before powdering them. 3. Dryness, as of the skin. 4. Withering, as of a paralyzed limb.
- Arena** (*ar'-e-nah*) [*arena*, sand]. 1. Brick-dust deposit from urine; gravel. 2. Sabulous matter; brain-sand.
- Arenaceous** (*ar-e-na'-se-us*) [*arenaceus*; *arena*, sand]. Of the nature of sand or gravel; sabulous.
- Arenation** (*ar-e-na'-shun*) [*arena*, sand]. A sand-bath. The application of hot sand to a limb or part of the body. See *Ammotherapy*.
- Areola** (*ar-el'-o-lah*) [dim. of *area*, an open space; *pl.*, *Areolæ*]. 1. The brownish space surrounding the nipple of the female breast. This is sometimes called *Areola papillaris*. A secondary areola, surrounding this, occurs during pregnancy. The pigmentation about the umbilicus is called the *umbilical areola*. 2. Any interstice or minute space in a tissue.
- Areolar** (*ar-el'-o-lar*) [*areola*, dim. of *area*, an open space]. Relating to or characterized by areolæ. **A. Tissue**, cellular tissue; connective tissue.
- Areolate, or Areolated** (*ar-el'-o-lat*, or *ar-el'-o-la-ted*) [*areola*, dim. of *area*, an open space]. Marked or characterized by areolæ.
- Areometer** (*ar-e-om'-et-er*) [*ἀραιός*, thin, light; *μέτρον*, a measure]. An instrument for estimating the specific gravity or strength of liquids, especially alcoholic liquids.
- Areometry** (*ar-e-om'-et-re*) [*ἀραιός*, thin, light; *μέτρον*, a measure]. The use of the areometer; estimation of the specific gravity of fluids.
- Areotic** (*ar-e-ot'-ik*) [*ἀραιός*, thin]. 1. Attenuant; thinning the humors; increasing perspiration. 2. An attenuant remedy.
- Arethusa** (*ar-eth'-u-sah*) [*Ἀρήθουσα*, a fountain]. A genus of orchidaceous plants. **A. bulbosa**, of North America, has root-tubes that are popularly used as a material for poultices, and are said to form a useful application for toothache. Unof.
- Arevareva** (*ar-e-var'-a'-vah*) [Tahitian]. A scaly skin-disease said to be caused by the habitual use of the drug *Kava*, *q. v.* It is accompanied by eye-disease, with dimness of vision.
- Argal** (*ar'-gal*). See *Argol*.
- Argamblyopia** (*ar-gam-ble'-o'-pe-ah*) [*ἀργός*, idle, disused; *ἀβύωπια*, dim-sightedness]. Amblyopia due to disuse of the eye.
- Argamblyopic** (*ar-gam-ble-op'-ik*) [*ἀργός*, idle; *ἀβύωπια*, dim-sightedness]. Affected with argamblyopia.
- Argand-lamp**. A form of lamp with a tubular wick.
- Argan-oil** (*ar'-gan-oil*) [Arab., *argân*]. An oil derived from the seeds contained in the fruit of the argan-tree. It is a good substitute for olive-oil.
- Argan-tree** (*ar'-gan-tree*) [Arab., *argân*]. The *Argania sideroxyylon*, an evergreen tree of the N. W. of Africa, order *Sapotaceæ*; it yields a useful oil.
- Argel** (*ar'-jel*) [Syrian]. A plant, *Solenostemma argel*, of the eastern Mediterranean region; also its leaves, which are used to adulterate senna; also the *Gomphocarpus fruticosus*, of Africa, whose leaves are similarly employed. Unof.
- Argema** (*ar'-jem-ah*) [*ἀργεμα*, an ulcer; *pl.*, *Argemata*]. A white ulcer of the margin of the cornea, following phlyctenula.
- Argemone** (*ar-jem'-o'-ne*) [*ἀργεμον*, an ulcer]. A genus of plants. **A. mexicana**, the horned or prickly poppy, a plant native to North America. It is said to have hypnotic qualities, and its seeds afford a purgative oil. Unof.
- Argentation** (*ar-jen-tal'-shun*) [*argentum*, silver]. Staining with a preparation of silver.
- Argentice** (*ar-jen'-tik*) [*argentum*, silver]. Pertaining to, or of the nature of silver. Containing silver as a univalent radical.
- Argentine** (*ar'-jen-tin*) [*argentum*, silver]. Containing or resembling silver.
- Argentum** (*ar-jen'-tum*) [L.; *gen.*, *Argenti*]. Silver. Ag = 108; quantitative, 1. A malleable and ductile metal of brilliant white luster. It tarnishes only in the presence of free sulphur, sulphur gases, and phosphorus. It is an excellent substance for vessels used in pharmacy and for sutures used in surgery. The following salts

are used: **A. cyanidum**, AgCN, used in the preparation of hydrocyanic acid. **A. iodidum**, AgI, sometimes used internally instead of **A. nitras**. Dose gr. $\frac{1}{4}$ - $\frac{1}{2}$. **A. nitras**, AgNO₃, "nitrate of silver," argentic nitrate, "lunar caustic," a powerful astringent and an escharotic of moderate strength. It stains skin and other tissues black when applied in strength. In small doses it stimulates the heart and nerve centers. If too long continued, it leaves a slate-colored, insoluble deposit of silver under the skin (*Argyria*). Dose gr. $\frac{1}{6}$ - $\frac{1}{2}$. **A. nitras dilutus**, the mitigated caustic or *dilute stick* is fused with an equal weight of potassium nitrate. **A. nitras fusus**, "stick caustic." Contains four per cent. of silver chlorid. It is used locally. **A. oxidum**, Ag₂O, explosive when treated with ammonia. Dose gr. $\frac{1}{2}$ - $\frac{1}{4}$. **A. vivum**, an old name for mercury or quicksilver.

Argiamblyopia (*ar-ge-am-ble-ol-pe-ah*) [*ἀργία*, disuse; *αὐθιωνία*, dim-sightedness]. See *Argiamblyopia*.

Argilla (*ar-jil'-ah*) [*ἀργίλλος*, potter's clay]. White or potter's clay, alumina. See *Bole*.

Argol (*ar'-gol'*) [*ἀργός*, white]. The impure tartar derived from wine. See *Tartar*.

Argyll-Robertson Pupil. See *Signs and Symptoms, Table of*, and *Pupil*.

Argyll-Robertson's Operation. See *Operations, Table of*.

Argyria (*ar-jir'-e-ah*) [*argentum*, silver]. A form of chloasma or discoloration of the skin and mucous membranes produced by the prolonged administration of nitrate of silver, the molecules of silver being deposited in much the same position as those of the natural pigment of the skin. It may be *general*, from internal administration, or *local*, from its local application.

Argyriasis (*ar-jir'-i'-as-is*). See *Argyria*.

Argyrosis (*ar-jir'-o'-sis*). Same as *Argyria*, *q. v.*

Arhinia (*ar-hin'-e-ah*) [*ἀ priv.*; *ῥίς*, nose]. Congenital absence of the nose.

Arrhythmia (*ar-ith'-me-ah*). See *Arrhythmia*.

Aricin (*ar'-is-in*) [*Arica*, in Peru], C₂₂H₂₆N₂O₄. An alkaloid obtained from several varieties of cinchona bark.

Ariditas (*ar-il'-it-as*) [L., "dryness"]. A dried or withered condition of any part or organ.

Aridura (*ar-id'-u'-rah*) [L.]. Dryness; a drying up, withering, or wasting of a part, or of the organism as a whole.

Aril, or **Arillus** (*ar'-il*, or *ar'-il-us*) [*aridus*, dry]. In biology, the accessory coat of certain seeds, growing from the funiculus, hilum, or placenta, as the mace of nutmegs.

Arisema (*ar-is-e'-mah*) [*ἄρον*, arum; *σημα*, a sign]. A genus of araceous herbs. **A. atrorubens**, the wild or Indian turnip, or Jack-in-the-Pulpit of Eastern N. America. Its corm is strongly stimulant and acrid, with emetic, expectorant, and sternutatory qualities. Other species have similar properties. Unof.

Arista (*ar-is'-tah*) [L.]. In biology, the awn or beard of certain flowers or animals.

Aristate (*ar-is'-tat*) [*arista*, the awn or beard of grain]. In biology, awned. Tipped with a bristle.

Aristol (*ar'-is-tol*) [*ἄριστος*, best; *oleum*, oil], (C₆H₁₂-CH₂OH).₂. Anidalin; Dithymol-iodid. An iodine compound used as a substitute for iodoform as an antiseptic dressing. It has the advantage of being odorless, and is used either in the powder form or as a five to ten per cent. ointment with vaselin or lanolin.

Aristolochia (*ar-is-to-lol'-ke-ah*) [*ἄριστος*, best; *λοχία*, the lochia]. A genus of exogenous herbs, many species of which have active medicinal qualities. **A. clematitis**, of Europe, has been used as a tonic, stimu-

lant, and diaphoretic. **A. cymbifera**, of S. America, furnishes a part of the drug called *Guaco* (*q. v.*), and is a good tonic and stimulant. **A. serpentaria** (see *Serpentaria*) is at present more used in medicine than any other species.

Aristolochic (*ar-is-to-lol'-kik*) [*ἄριστος*, best; *λοχία*, the lochia]. 1. Having the property of expelling the placenta, or of exciting or promoting the lochial discharge. 2. A medicine used for expelling the secundines or for exciting the lochial flow.

Aristolochin (*ar-is-to-lol'-kin*) [*ἄριστος*, best; *λοχία*, the lochia]. A bitter principle found in Virginia snake-root. See *Serpentaria*.

Aristotle's Experiment. The double feeling experienced by the fingers when a single pebble is placed between the crossed fingers of one hand.

Aristulate (*ar-is'-tu-lat*) [*aristula*, dim. of *Arista*, awn or beard of grain]. In biology, having a short awn.

Arithomania (*ar-ith-mo-ma'-ne-ah*) [*ἄριθμος*, a number; *μανία*, madness]. An insane anxiety with regard to the number of things that fall under the observation. Sometimes it consists in constant or uncalled-for counting, either of objects or in mere repeating of consecutive numbers.

Arlt-Jaesche's Operation. See *Operations, Table of*.

Arlt's Ointment. An ointment containing grs. viiss of belladonna to $\mathfrak{z}\frac{1}{4}$ of blue ointment, for use in blepharospasm.

Arlt's Operation. See *Operations, Table of*.

Arm (*arm*) [*armare*, to arm]. 1. That part of the upper extremity from the shoulder to the wrist. 2. That portion of the stand connecting the body or tube of a microscope to the pillar.

Armado (*ar-ma-dil'-o*) [Sp., dim. of *armado*, armed]. A trade-name for a proprietary arrangement of plates, straps, and buckles worn upon the person for its alleged electric effects.

Armamentarium (*ar-ma-men-ta'-re-um*) [L., an arsenal]. The outfit of medicines or instruments of the physician or surgeon.

Armarium (*ar-ma'-re-um*) [L.]. See *Armamentarium*.

Armature (*ar'-ma-t-ūr*) [*armatura*, equipment]. A mass of soft iron at the extremity of a magnet. Also, the core of iron around which coils of insulated wire are wound or disposed.

Arma urticaria (*ar'-mah er-tik-a'-re-ah*) [L.]. The urticating weapons of *Calenteria*.

Arm-chair, **Charcot's**. See *Shaking Cure*.

Armed Tape-worm. See *Tenia solium*.

Armenian (*ar-me'-ne-an*) [Armenia]. Of or belonging to Armenia.

A. Blue. Same as *Ultramarine*. **A. Bole**, a reddish, unctuous earth or clay formerly much used in medicine, now used in tooth-powders and in veterinary practice. It is absorbent and astringent.

Armilla (*ar-mill'-ah*) [*armilla*, a bracelet, ring]. 1. In biology, the annular ligament of the wrist; a colored ring on the tibia of a bird or the plaited frill on the stipe of certain mushrooms. 2. The Gasserian ganglion.

Armpit (*arm'-pit*) [*arnus*, shoulder; *puteus*, a well]. The axilla.

Armus (*ar'-mus*) [*arnus*, ἄρμος, the shoulder]. The arm, or the arm and shoulder.

Army Itch (*ar'-me itch*). A distressing chronic form of itch prevalent in the United States at the close of the civil war. The itching was intense. The eruption was seen especially on the arms, forearms, chest, abdomen, and lower extremities, particularly on the ulnar side of the forearm and inner aspect of the thigh. It resembled prurigo associated with vesicles, pustules, and eczema.

Arnandon Green. Same as *Mittler's Green*.

Arnatto (*ar-nat'-o*). See *Annatto*.

Arnica (*ar'-nik-ah*) [L.; *gen.*, *Arnica*]. A genus of composite-flowered plants. The name in medicine denotes the plant commonly known as "Leopard's bane." *A. montana*. Both flowers and roots are used in medicine. Its properties are probably due to an alkaloid, *trimethylamin*, C_3H_9N . In small doses it is a cardiac stimulant; in larger doses a depressant. In toxic doses it frequently causes death. It is a popular remedy, when locally applied, for sprains, bruises and surface wounds, and is valuable also in typhus and typhoid fevers as an antipyretic. **A.**, **Emplastrum**, contains ext. of root 33, resin plaster 67 parts. **A.**, **Ext. Radicis**. Dose gr. j-ij. **A.**, **Ext. Rad. Fld.** Dose $\mathfrak{m}\mathfrak{v}$ -xx. **A.**, **Infusum**, 20 parts flowers, 100 parts water. Superior to the tincture for local use. **A.**, **Tinct.**, 20 per cent. Dose $\mathfrak{m}\mathfrak{v}$ -xxx. **A.**, **Tinct. Rad.**, 10 per cent. Dose $\mathfrak{m}\mathfrak{v}$ -xxx. *Trimethylamin*, (unof.). Dose gr. ij-ijij in syrup. **Arnicae flores**, arnica flowers. **Arnicae radix**, the root of arnica.

Arnica (*ar'-nis-in*) [*arni a*], $C_{20}H_{30}O_4$. A brownish, bitter glucosid extracted from the flowers of *Arnica montana*.

Arnold's Convolution. See *Convolutions, Table of*.

A. Fold, *valvula lachrymalis superior*, a fold of the mucous membrane seen in the lachrymal sac. **A.**

Ganglion. See *Ganglia, Table of*. **A. Nerve.** See *Nerves, Table of*.

A. Plexus. See *Plexus*.

Arnott's Method. See *Treatment, Methods of*. **A.**

Mixture. See *Frigorific Mixture*. **A. Ventilator.**

See *Ventilation*.

Aroma (*ar-d'-mah*) [*ἀρώμα*, spice]. The volatile fragrant or odorous emanation of certain vegetable substances.

Aromatic (*ar-o-mat'-ik*) [*ἀρώμα*, spice]. 1. Having a spicy odor. 2. A substance characterized by a fragrant, spicy taste and odor, as cinnamon, ginger, the essential oils, etc. A stimulant to the gastro-intestinal mucous membrane. 3. A qualification applied to a series of carbon compounds originating from a nucleus composed of six carbon-atoms, C_6H_6 . Their stability is relatively great as compared to the fatty bodies. **A.**

Acids, those of the benzin-group of hydrocarbons.

A. Compound, any benzyl-derivative. **A. Fld. Ext.**, aromatic powder 100, alcohol q. s.

A. Group, a series of hydrocarbons having the composition $C_{10}H_{16}$.

A. Powder. See *Cinnamonum*. **A. Vinegar**, any mixture of aromatic oils with vinegar. It is used as a stimulating agent. See *Acetum*.

Aromin (*ar-d'-min*) [*ἀρώμα*, spice]. An alkaloid obtainable from urine, after creatinin, etc., have been removed from the mother liquor. When heated it emits a fragrant odor.

Arquatus (*ar-kwat'-tus*) [L., a rainbow]. Showing several colors. **A. morbus**, an old name for jaundice, from the discoloration of the skin; "rainbow disease."

Arrack (*ar'-ak*) [Ind.]. Any alcoholic liquor is called arrack in the East, but arrack proper is a liquor distilled from toddy, malted rice, or dates.

Arrak (*ar'-ak*). See *Arrack*.

Arrector (*ar-ek'-tor*) [L., an erector]. A name applied to certain muscles. **A. pili Muscle**, a fan-like arrangement of a layer of smooth muscular fibers surrounding the hair follicle, whose contraction erects the follicle and produces *cutis anserina* or "goose-skin."

Arrest (*ar-est'*) [*ad*, to; *retarc*, to withstand]. Stoppage, detention. **Arrested development**, is when an organ or organism fails in its normal evolution, stopping at the initial or intermediate stages of the

process. **Arrested head**, when in parturition the child's head is hindered but not impacted in the pelvic cavity.

Arrestation (*ar-es-ta'-shun*). Same as *Arrest*.

Arrhea (*ah-re'-ah*) [*ἀ priv.*; *ῥοία*, a flow]. The cessation or suppression of any discharge.

Arrhenotocia (*ar-en-o-to'-e-ah*) [*ἀρρην*, male; *τόκος*, a bringing forth]. A form of parthenogenesis in which without coitus male eggs are deposited, as in bees.

Arrhinia (*ah-rin'-e-ah*). Same as *Arrhinia*.

Arrhizous (*ah-ri'-zus*) [*ἀ priv.*; *ρίζα*, a root]. In biology, destitute of roots or rhizoids, as parasitic plants, certain mosses, hepaticæ, etc.

Arrhythmia (*ah-riht'-me-ah*) [*ἀ priv.*; *ῥυθμός*, rhythm]. Absence of rhythm; chiefly used in the expression *arrhythmia cordis*, denoting irregularity or lack of rhythm in the heart's action. See *Cardiac Rhythm*.

Arrhythmic (*ah-riht'-mik*) [*ἀ priv.*; *ῥυθμός*, rhythm]. Without rhythm; irregular.

Arrhythmous (*ah-riht'-mus*). See *Arrhythmic*.

Arrhythmy (*ah-riht'-me*). Same as *Arrhythmia*.

Arrow-poison (*ar'-o-foi'-zun*). See *Curare* and *Guacamaco*.

Arrowroot (*ar'-o-root*) [ME., *arow*; *root*]. A kind of starch derived from *Maranta arundinacea* of the West Indies, Southern States, etc. It is a popular remedy for diarrhea, and is widely used as a food. Many other starchy preparations are sold as arrow-root.

Arsenate, or Arseniate (*ar'-sen-āt*, *ar-se'-ne-āt*) [*arsenium*]. Any salt of arsenic acid. **Ferrous arseniate**, arseniate of iron, sparingly used in medicine: it is the *ferri arsenias* of the B. P. It is a tasteless, greenish powder, combining the effects of iron and arsenic; used largely in anemia and skin diseases. Dose gr. $\frac{1}{16}$ - $\frac{1}{2}$.

Arseniasis (*ar-sen'-i-us is*). Same as *Arsenism*.

Arsenic, Arsenicum, or Arsenum (*ar'-sen-ik*, *ar-sen'-ik um*, or *ar-se'-num*). $As = 75$; quantivalence III, v. A non-metal having a metallic luster and crystalline structure. In small doses it is a stomachic and general tonic, promoting appetite and cardiac action, and stimulating mental activity. It is of great value in irritative dyspepsia, and is sometimes used internally to blanch and clear the skin. In larger doses it creates skin-eruptions and behaves as a violent corrosive poison, acting with cumulative effect. Externally, it is a powerful escharotic, used in cancer. Only the salts and oxids are used in medicine. **A. acid.**, arsenous acid, white arsenic, "ratsbane." As_2O_3 . Dose gr. $\frac{1}{30}$ - $\frac{1}{6}$.

A. acid, liquor. (*Liq. arsenici hydrochlorici*, B. P.), a 1 per cent. solution of the acid in hydrochloric acid and distilled water. Dose $\mathfrak{m}\mathfrak{ij}$ -x.

Ferri arsenas, $Fe_3As_2O_8$. Dose gr. $\frac{1}{15}$ - $\frac{1}{2}$.

Liq. Arsenici hydrochlor. (B. P.). Dose $\mathfrak{m}\mathfrak{ij}$ -viij.

Potassii arsenit., **Liq.** (*Liquor Arsenicæ*, B. P.). Fowler's solution, contains A. acid 1, potass. bicarbonate 1, comp. tinct. lavender 3, and distilled water q. s. *ad* 100 parts. Dose $\mathfrak{m}\mathfrak{ij}$ -x.

Sodii arsenas, $Na_3HAsO_4 \cdot 7H_2O$. Dose of the dried salt gr. $\frac{1}{3}$ - $\frac{1}{2}$.

Sodii arsenat., **Liq.**, Pearson's solution. Dose, $\mathfrak{m}\mathfrak{ij}$ xv.

A. iodid, AsI_3 . Dose gr. $\frac{1}{20}$ - $\frac{1}{4}$.

A. et hydrargyri iod., **Liq.**, liquor of the iodid of arsenic and mercury, Donovan's solution, contains A. iodid 1, mercuric iodid 1, distilled water 100 parts. Dose $\mathfrak{m}\mathfrak{ij}$ -x.

A. bromas, $AsBr_3$, valuable in diabetes. Dose gr. $\frac{1}{50}$.

A. brom., **Liq.**, Clemens' solution, a one per cent. solution of the arsenite of bromin. Dose $\mathfrak{m}\mathfrak{ij}$ -iv.

The tests for arsenic are Fleitmann's, Marsh's, and Reinsch's, for which see *Tests, Table of*.

Arsenical (*ar-sen'-ik-al*) [*arsenum*, arsenic]. Pertaining to arsenic. **A. Devitalizing Fiber**, used

in places where pastes would be dangerous, from leakage.

- R.** Absorbent cotton (cross-cut fine)
 Arsenous oxid, gr. v
 Acetate of morphin, gr. x
 Oily carbolic acid, q. s., to very thin paste.
 Saturate cotton with paste and dry.

A. Paste (*Pâte Arsenicale*), a French composition, used as application for destroying the pulps of decayed teeth.

- R.** Arsenous oxid, gr. v
 Acetate of morphin, gr. x
 Mull in mortar; moisten cotton pellet in either oil of cloves, eugenol, oily carbolic acid, or dental aconite, and dip into powder. See also *Fèvre Cône*.

Arsenicalism (*ar-sen'-ik-al-izm*). Same as *Arsenism*.

Arsenicism (*ar-sen'-is-izm*). Same as *Arsenism*.

Arsenicophagy (*ar-sen-ik-off'-a-jè*) [*arsenum*, arsenic; φαγείν, to eat]. The habitual eating of arsenic.

Arsenism (*ar'-sen-izm*) [*arsenum*, arsenic]. Chronic arsenical poisoning; arsenicalism.

Arsenite (*ar'-sen-it*) [*arsenum*, arsenic]. Any salt of arsenous acid.

Arsenization (*ar-sen-iz-a'-shun*) [*arsenum*, arsenic]. Treatment with arsenical remedies.

Arsenoblast (*ar-sen'-o-blast*) [*ἀρσεν*, male; βλαστός, germ]. In biology, the male element of the sexual cell, capable of multiplication by division; the opposite of the *thelyblast* or female element.

Arsenous, or **Arsenious** (*ar'-sen-us*, *ar-so'-ne-us*) [*arsenum*, arsenic]. Containing arsenic. **A. Acid**. See *Arsenic*.

Arse-smart (*ars'-smart*). See *Polygonum hydrophyper*.

Arsins (*ar'-sinz*) [*arsenum*, arsenic]. Peculiar volatile arsenical bases found by Selmi to be produced by the contact of arsenous acid and albuminous substances.

Arsonium (*ar-so'-ne-um*) [*arsenum*, arsenic; ammonium], AsH₃. A univalent radical in which arsenic replaces the nitrogen of ammonium.

Arsura (*ar-sul'-rah*) [L., a "burn"]. An old name for gonorrhœa.

Art (*art*) [*ars*, *artis*, skill]. Skill; dexterity. **A.**, **Dental**, the application of the rules of dental surgery to the treatment of the diseases of the teeth and the replacement of the loss of those organs.

Artanthe (*ar-tan'-the*) [L.]. A genus of piperaceous plants. **A. elongata**, the plant that affords the drug *Matico*, q. v. It is a vine of the pepper family, a native of Peru.

Artefact (*ar'-te-fakt*). See *Artifact*.

Artemisia (*ar-tom-is'-e-ah*) [*Ἄρτεμις*, the goddess Diana]. A genus of plants of the order composite.

A. abrotanum, *southern wood*, is stimulant, tonic, and vermifuge, and is popularly used as a vulnerary. It is similar in properties to wormwood. Dose of fld. ext. ℥x-xx. Unof. **A. absinthium**. See *Absinthe*. **A. maritima** affords pure *Wormseed*, q. v. **A. vulgaris**, mugwort, is a popular remedy in various diseases.

Arteria (*ar-te'-re-ah*) [*ἀρτερία*, the trachea]. Hollow tubes. The plural was applied to the bronchial tubes. The ancients supposed these filled with vital spirit during life. See *Artery*.

Arteriac (*ar-te'-re-ak*) [*ἀρτερία*, the trachea]. 1. Pertaining to the trachea, or to the arteries. 2. A remedy used in diseases of the trachea or of the arteries.

Arteriagra (*ar-ter-e-a'-grah*) [*ἀρτερία*, trachea; ἄγρα, a seizure]. Neuralgia of an artery.

Arterial (*ar-te'-re-al*) [*ἀρτερία*, the trachea]. Pertaining to an artery.

Arterialization (*ar-te-re-al-iz-a'-shun*) [*ἀρτερία*, the trachea]. The process of making or becoming arte-

rial; the change from dark, venous blood into that which is bright red, as in the arteries.

Arteriactia (*ar-te-re-ark'-te-ah*) [*ἀρτερία*, trachea; *arctus*, bound]. Constriction or stenosis of an artery.

Arteriectasis (*ar-te-re-ek'-tus-is*) [*ἀρτερία*, trachea; *ἔκτασις*, a stretching out]. Arterial dilatation.

Arteriectopia (*ar-te-re-ek'-to'-pe-ah*) [*ἀρτερία*, trachea; *ἔκτοπος*, out of place]. Displacement or abnormality in the course of an artery.

Arterin (*ar'-ter-in*) [*ἀρτερία*, trachea]. Hoyer-Scyler's term for the arterial blood-pigment as contained in the corpuscles.

Arterioarctia (*ar-te-re-o-ark'-te-ah*). See *Arteriactia*.

Arterio-capillary (*ar-te-re-o-kauf'-il-a-re*) [*ἀρτερία*, trachea; *capillus*, a hair]. Pertaining to arteries and capillaries. **A. Fibrosis**, the undue augmentation, or abnormal preponderance, of connective-tissue elements in the walls of capillaries and arteries.

Arteriodiastasis (*ar-te-re-o-di-as'-tas-is*) [*ἀρτερία*, trachea; *διάστασις*, separation]. The retraction of the two ends of a divided artery.

Arterio-fibrosis (*ar-te-re-o-fi-bro'-sis*) [*ἀρτερία*, trachea; *fibra*, a fiber]. A term applied to the condition of the arterial capillaries in chronic interstitial disease.

Arteriogram (*ar-te'-re-o-gram*). See *Sphygmogram*.

Arteriograph (*ar-te'-re-o-graf*) [*ἀρτερία*, trachea; *γράφειν*, to record]. A form of sphygmograph.

Arteriography (*ar-te-re-og'-ra-fi*) [*ἀρτερία*, trachea; *γράφω*, a writing]. 1. A description of the arteries. 2. The graphic representation of the pulse-waves or of the arterial blood-current.

Arteriola (*ar-te-ri'-o-lah*) [L.: *pl.*, *Arteriole*]. An arteriole.

Arteriola Rectæ (*ar-te-re-d'-le-rek'-te*) [L.]. The small blood-vessels that supply the medullary pyramids of the kidneys.

Arteriole (*ar-te'-re-ol*) [*arteriola*]. A very small artery.

Arteriology (*ar-te-re-ol'-o-jè*) [*ἀρτερία*, trachea; *λόγος*, science]. The science of the arteries; the anatomy, physiology, and pathology of the arteries.

Arteriomalacia (*ar-te-re-o-mal'-se-ah*) [*ἀρτερία*, trachea; *μαλακία*, softness]. The softening of an artery.

Arteriopathy (*ar-te-re-og'-a-the*) [*ἀρτερία*, trachea; *πάθος*, illness]. Any disease of an artery or of arteries.

Arteriophlebotomy (*ar-te-re-o-fo-bol'-o-mi*) [*ἀρτερία*, trachea; *φλέψ*, a vein; *τέμνειν*, to cut]. Local blood-letting.

Arterioplania (*ar-te-re-o-pla'-ne-ah*) [*ἀρτερία*, trachea; *πλανάσθαι*, to wander]. Deviation or tortuousness in the course of an artery.

Arterio-renal (*ar-te-re-o-re'-nal*) [*ἀρτερία*, trachea; *ren*, the kidney]. Pertaining to the renal blood-vessels.

A. Disease, a pathologic condition of middle life characterized by an early stage of renal cirrhosis due primarily to vascular lesions. Its symptoms are mainly high vascular tension, albuminuria, and tendency to apoplectic seizures.

Arteriorrhagia (*ar-te-re-or-a'-je-ah*) [*ἀρτερία*, trachea; *ρήγνυσθαι*, to break forth]. Arterial hemorrhage.

Arteriorrhexis (*ar-te-re-or-eks'-is*) [*ἀρτερία*, trachea; *ρήξις*, a bursting]. Rupture of an artery.

Arteriosclerosis (*ar-te-re-o-skle-ro'-sis*) [*ἀρτερία*, trachea; *σκληρός*, hard]. The hardening of the walls of an artery, and especially of the intima. See *Endarteritis*.

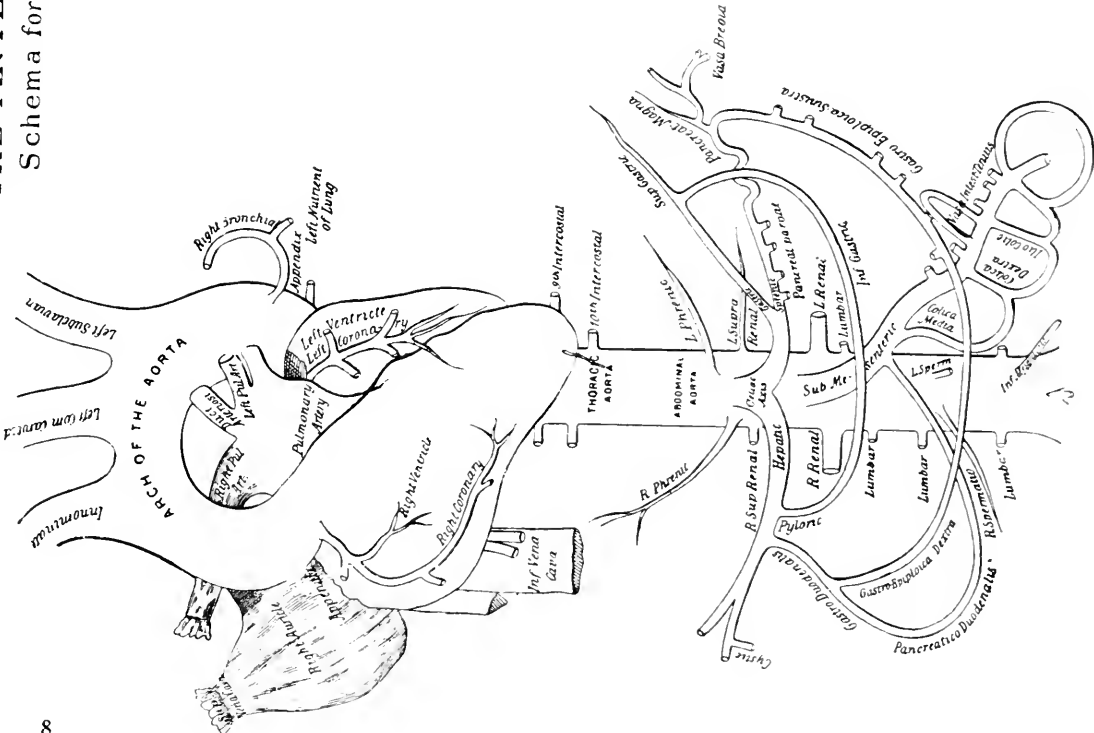
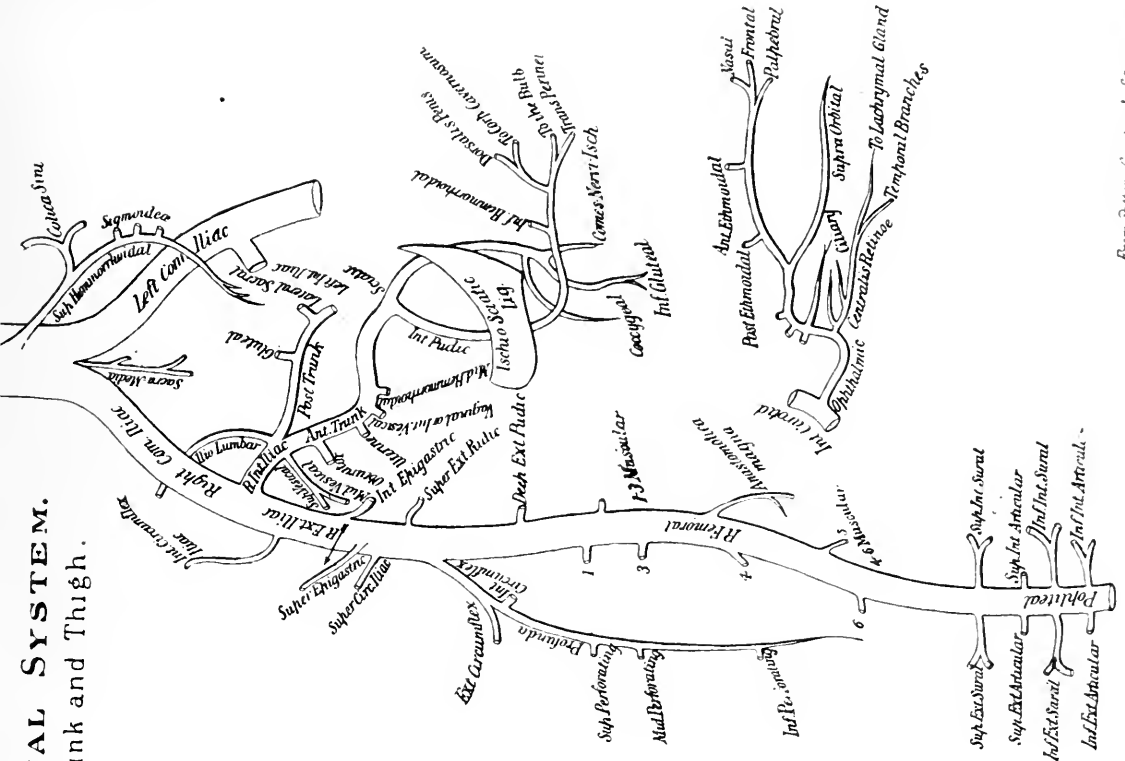
Arterio-sclerotic (*ar-te-re-o-skle-rof'-ik*) [*ἀρτερία*, trachea; *σκληρός*, hard]. Pertaining to arteriosclerosis.

A. Kidney. See *Bright's Disease*.

Arteriosity (*ar-te-re-os'-it-e*) [*ἀρτερία*, trachea]. The quality of being arterial, or arterial.

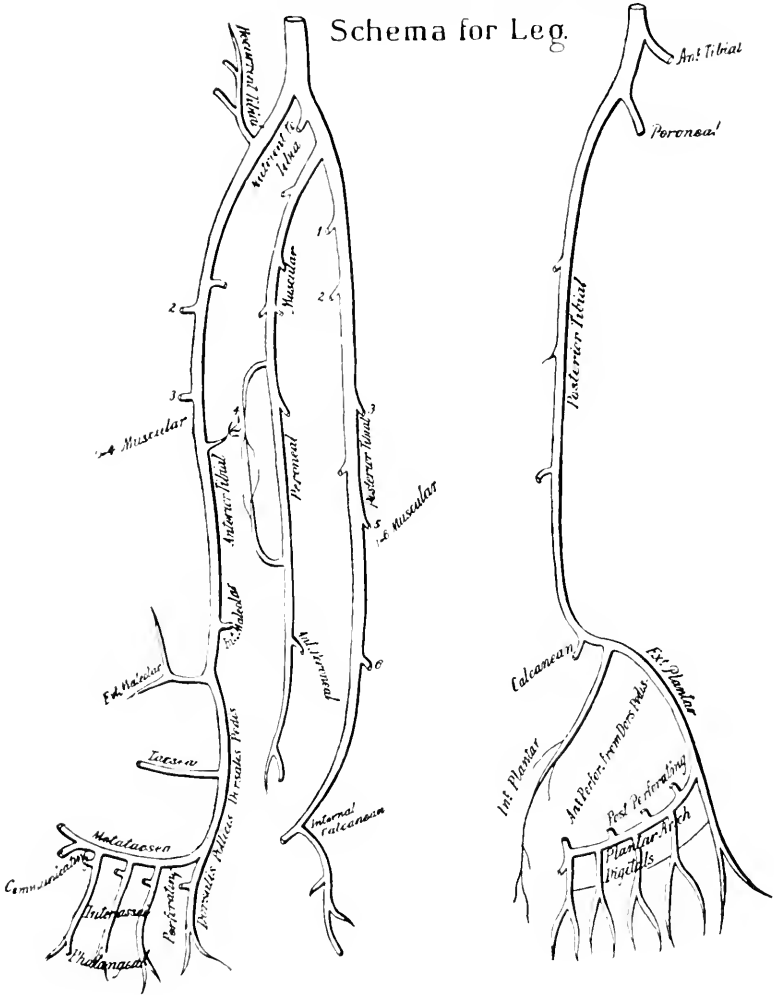
THE ARTERIAL SYSTEM.

Schema for Trunk and Thigh.



THE ARTERIAL SYSTEM

Schema for Leg.



From Foster's Compend of Anatomy

Arteriostenosis (*ar-te-re-o-ste-nō'-sis*) [*ἀρτηρία*, trachea; *στενός*, narrow]. The narrowing of the caliber of an artery in any part.

Arteriostrepsis (*ar-te-re-o-strep'-sis*) [*ἀρτηρία*, trachea; *στρέψις*, a twisting]. The twisting of an artery for the purpose of staying a hemorrhage.

Arteriotomy (*ar-tel'-re-o-tom*) [*ἀρτηρία*, trachea; *τέμνειν*, to cut]. A knife for use in arteriotomy.

Arteriectomy (*ar-te-re-ol'-o-me*) [*ἀρτηρία*, trachea; *τέμνειν*, to cut]. 1. The cutting or opening of an artery, as for the purpose of letting blood. 2. Dissection or anatomy of the arteries.

Arterious (*ar-tel'-re-us*) [*ἀρτηρία*, trachea]. Relating to anatomy or to the arteries; arterial.

Arterio-venous (*ar-te-re-o-ve'-nus*) [*ἀρτηρία*, trachea; *vena*, vein]. Both arterial and venous; involving an artery and a vein, as an arterio-venous aneurysm.

Arterio-version (*ar-te-re-o-ver'-shun*) [*ἀρτηρία*, trachea; *vertere*, to turn]. Weber's method of arresting hemorrhage by turning vessels inside out by means of an instrument called the *arterio-verter*.

Arterio-verter. See *Arterioversion*.

Arteritis (*ar-te-ri'-tis*) [*ἀρτηρία*, trachea; *τις*, inflammation]. Inflammation of an artery. The *acute form*, always local, is generally consecutive to trauma, thrombosis, or embolism, and may be purulent in character, and attended with ulceration; the *chronic*, more properly *Endarteritis*, *q. v.*, arterial sclerosis, leading to *atheroma* or *atheromatous changes*, is a frequent disease of the aged. **A. deformans**, the result of atheromatous changes producing crumpling or irregularities of the walls. See *Chronic Endarteritis*. **A. obliterans**, great inflammatory development of the endothelium of an artery, resulting in obliteration of the lumen by thrombosis. See *Endarteritis obliterans*.

Artery (*ar'-ter-e*) [*arteria*; *ἀρτηρία*, trachea]. Arteries are the tube-like vessels through which the blood is propelled by the heart to the peripheral organs. They end in arterioles and capillaries. They are composed of three layers: the outer, or *tunica adventitia*; the middle, or *tunica media*, the muscular coat; the internal, or *tunica intima*, composed of nucleated epithelial cells, connective and elastic tissue. **A. Terminal**, an artery whose branches do not form anastomoses with other arteries. A table of the arteries is appended.

Arthragra (*ar-thral'-grah*) [*ἄρθρον*, a joint; *ἄρρα*, seizure]. Gout.

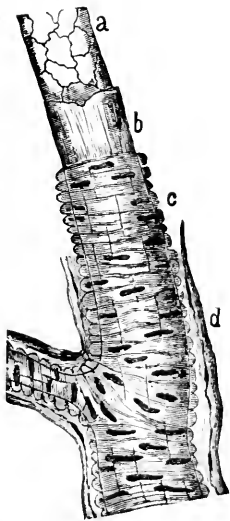
Arthral (*ar'-thral*) [*ἄρθρον*, a joint]. Articular; relating to an arthron.

Arthralgia (*ar-thral'-je-ah*) [*ἄρθρον*, a joint; *ἄλγος*, pain]. Pain in a joint; gout; arthritis; rheumatism.

Arthralgic (*ar-thral'-jik*) [*ἄρθρον*, a joint; *ἄλγος*, pain]. Relating to arthralgia.

Arthrectomy (*ar-threk'-to-me*) [*ἄρθρον*, a joint; *ἐκτομή*, a cutting out]. Surgical excision of a joint.

Arthrelcrosis (*ar-threl'-kol'-sis*) [*ἄρθρον*, a joint; *ἕλκος*, ulceration]. Ulceration of a joint.



COATS OF A SMALL ARTERY. *a*, endothelium; *b*, internal elastic lamina; *c*, circular muscular fibers of the middle coat; *d*, the outer coat. (*Landolt's*.)

Arthremia (*ar-thre'-me-ah*) [*ἄρθρον*, a joint; *αἷμα*, blood]. A congested condition of a joint.

Arthrempyema (*ar-threm-pi-el'-mah*) [*ἄρθρον*, a joint; *ἐπιπυμα*, suppuration]. Suppuration or abscess of a joint.

Arthrompyeosis (*ar-throm-pi-el'-sis*). See *Arthrompyeosis*.

Arthritic (*ar-thrit'-ik*) [*ἄρθρον*, a joint]. Relating to arthritis or to gout.

Arthritis (*ar-thrit'-tis*) [*ἄρθρον*, a joint; *τις*, inflammation]. Inflammation of a joint. **A. chlorotica**. Synonym of *Enteritis pseudomembranosa*. **A. deformans**, chronic inflammation of a joint with deformity; rheumatoid arthritis. **A. fungosa**, scrofulous or tubercular disease of the joints; white swelling. **A. pauperum**. Synonym of *Rheumatoid arthritis*. **A. proliferating**. See *A. deformans*. **A. rheumatic**. *Chronic rheumatoid arthritis*; *Osteo-arthritis*; *Rheumatic gout*; *Nodular rheumatism*; *Arthritis deformans*; a chronic joint-affection characterized by inflammatory overgrowth of the articular cartilages and synovial membranes, with destruction of those parts of the cartilages subject to intra-articular pressure, and progressive deformity. The disease attacks those who present the rheumatic diathesis, and is chiefly seen in advanced life, though the young are not exempt. **A., rheumatoid**. See *A. deformans*. **A. urtica**, arthritis due to gout.

Arthritism (*ar'-thrit-izm*) [*ἄρθρον*, a joint]. Gout or the gouty diathesis.

Arthritolith (*ar-thrit'-o-lith*) [*ἄρθρον*, a joint; *λίθος*, a stone]. Gouty calcareous deposit or concretion in or around a joint.

Arthrobranchia (*ar-thro-bran'-ke-ah*) [*ἄρθρον*, a joint; *βραγχία*, gills]. In biology, a branchial plume attached to the membranous articulation between the coxa and the body of decapod crustaceans.

Arthroceae (*ar-throk'-as-e*) [*ἄρθρον*, a joint; *κακός*, ill]. Fungous, strumous, or tuberculous arthritis.

Arthrocaecology (*ar-thro-kak-ol'-o-je*) [*ἄρθρον*, joint; *κακή*, fault; *λογία*, science]. The sum of knowledge regarding joint-diseases.

Arthrocele (*ar'-thro-sel*, or *ar-thro-sel'-le*) [*ἄρθρον*, a joint; *κύψις*, a tumor]. Swelling of a joint, especially of a knee joint in gonorrhoeal rheumatism.

Arthrodontitis (*ar-thro-kon-drit'-tis*) [*ἄρθρον*, a joint; *χόνδρος*, a cartilage; *τις*, inflammation]. Inflammation of the cartilaginous parts of a joint.

Arthroclasia (*ar-thro-kiat'-se-ah*) [*ἄρθρον*, a joint; *κλάω*, to break]. The breaking down of ankyloses in order to produce free movement of a joint.

Arthroclasy (*a'-thro-klase*). Same as *Arthroclasia*.

Arthroderm (*ar'-thro-derm*) [*ἄρθρον*, a joint; *δερμα*, skin]. The parietes of an arthropod.

Arthrodesis (*ar-throd'-es-is*) [*ἄρθρον*, joint; *δέσις*, a binding]. Surgical fixation of paralyzed joints.

Arthrodia (*ar-thro'-de-ah*) [*ἄρθροδια*, a kind of articulation]. A form of joint permitting a gliding movement. See *Diarthrosis*.

Arthrodial (*ar-thro'-de-al*) [*ἄρθροδια*, a kind of articulation]. Pertaining to or of the nature of arthrodia.

Arthrodynia (*ar-thro-dim'-e-ah*) [*ἄρθρον*, a joint; *δύνη*, pain]. See *Arthralgia*.

Arthrodynic (*ar-thro-dim'-ik*) [*ἄρθρον*, a joint; *δύνη*, pain]. Relating to or affected by arthrodynia.

Arthrompyeosis (*ar-throm-pi-el'-sis*) [*ἄρθρον*, a joint; *ἐπιπυμα*, suppuration]. Suppuration in a joint.

Arthrography (*ar-thro-'ra-je*) [*ἄρθρον*, a joint; *γραφία*, to write]. A description of the joints.

Arthrogyposis (*ar-thro-rip'-sis*) [*ἄρθρον*, a joint; *γριπσις*, flexure]. 1. Permanent flexure of a joint; ankylosis. 2. Persistent idiopathic contracture of a joint. 3. Tetany or tetanilla.

TABLE OF ARTERIES.

NAME.	ORIGIN.	DISTRIBUTION.	BRANCHES.
Aberant (from brachial or axillary).	Connect the brachial or axillary with the radial usually, at times with the ulnar or interosseous.		
Acromial.	Acromo-thoracic.	Deltoid muscle (in part), assists in the formation of the acromial rete.	
Acromial.	Suprascapular.	Acromial rete.	
Acromo-thoracic (thoracic axis).	Second branch of first part of axillary.	Shoulder, arm, upper anterior part of chest, and mammary gland.	Acromial, humeral, pectoral, clavicular.
Adipose.	Thoracic aorta.	Adipose tissue of heart.	
Afferent.	Interlobular of kidneys.	Glomeruli.	
Alar thoracic.	Second part of axillary.	Lymphatic glands in axilla.	
Alveolar (gingival).	Posterior dental.	The gums.	
Anastomotic (of external plantar).	External plantar.	Outer border of foot.	Anastomoses with the tarsal and metatarsal branches of the dorsalis pedis.
Anastomotic (of internal plantar).	Internal plantar.	Inner side of foot.	Anastomoses with internal tarsal branch of the dorsalis pedis.
Anastomotic (of middle meningeal, also called <i>perforating</i>).	Middle meningeal.	Around greater wing of sphenoid.	Anastomose with deep temporal.
Anastomotic (of sciatic).	Sciatic.	External rotator muscles of thigh.	Assists in the formation of the crucial anastomosis.
Anastomotica magna (of brachial).	Brachial.	Elbow.	Posterior and anterior.
Anastomotica magna (of superficial femoral).	Superficial femoral (in Hunter's canal).	Knee.	Superficial and deep
Angular.	The termination of the facial.	Lachrymal sac and lower part of orbicularis palpebrarum.	Anastomoses with infraorbital.
Anterior (of corpora quadrigemina).	Posterior cerebral.	Anterior portion of corpora quadrigemina.	
Anterior (of receptacles).	Internal carotid.	Dura mater of cavernous sinus and adjacent parts.	
Antral.	Posterior dental.	Antrum of Highmore.	
Aorta, abdominal.	Thoracic aorta.	Two common iliacs.	Phrenic (right and left), celiac axis, suprarenal or capsular (right and left), superior mesenteric, lumbar (four pairs), renal (right and left), spermatic (right and left), inferior mesenteric, right and left common iliac, middle sacral.
Aorta, arch.	Left ventricle of heart.	Thoracic aorta.	Two coronary, innominate, left common carotid, left subclavian.
Aorta, primitive.	That portion from the origin to the point at which the first branch is given off.		
Aorta, thoracic.	Arch of aorta.	Abdominal aorta.	Two or three pericardiac, three bronchial, four or five esophageal, twenty intercostal, subcostal (or twelfth dorsal), diaphragmatic, aberrans.
Aortæ, primitive (2).	Cardiac (in the embryo).	Pass through the first visceral arch.	Unite to form the dorsal.
Appendicular.	Ilio-colic	Mesentery of vermiform appendix	
Articular, middle (of knee).	Popliteal	Crucial ligaments and joint.	
Articular, superior external (of knee).	Popliteal.	Crucius and knee.	

TABLE OF ARTERIES.—*Continued.*

NAME.	ORIGIN.	DISTRIBUTION	BRANCHES
Articular, superior, internal.	Popliteal.	Knee.	
Ascending.	External circumflex.	Deep structures of gluteal region and hip-joint.	
Asternal.	Internal mammary.	Inner surface of costal cartilages.	
Atrabiliary. See <i>Cap-sular.</i>			
Auditory, internal.	Basilar.	Internal ear.	
Auricular.	Occipital.	Pinna and concha.	
Auricular, anterior, inferior.	Superficial temporal.	Auricle and external auditory meatus.	
Auricular, anterior, superior.	Superficial temporal.	Auricle and external meatus.	
Auricular, deep.	Internal maxillary (first part).	Membrana tympani and skin of external auditory meatus.	
Auricular, left.	Left coronary artery.	Left auricle, pulmonary artery, and commencement of aorta.	
Auricular, posterior.	Fifth branch of external carotid.	Back of auricle, scalp, and part of neck.	Parotid, muscular, stylo-mastoid, anterior terminal or auricular, and posterior terminal or mastoid.
Auricular, right.	Right coronary artery.	Right auricle, aorta, auricular septum.	
Axillary.	Subclavian.	Brachial and seven branches.	Superior thoracic, acromio-thoracic, long thoracic, alar thoracic, subscapular, anterior and posterior circumflex.
Azygos (articular, of external plantar).	External plantar.	Articulations of tarsus.	
Azygos (articular, of internal plantar).	Internal plantar.	Articulations on inner side of foot.	Anastomoses with branches of external plantar.
Azygos (articular, of popliteal).	Popliteal.	Knee.	
Azygos (articular, of sciatic).	Sciatic.	Posterior part of capsule of hip-joint.	
Azygos (articular, of superior profunda).	Superior profunda.	Elbow-joint, posterior part.	Anastomoses with anastomotica magna and interosseous recurrent.
Azygos (articular, of suprascapular).	Suprascapular.	The acromio-clavicular and shoulder joints.	
Azygos (articular, of temporal).	Temporal.	Temporo-maxillary joint.	
Basilar.	By confluence of right and left vertebral.	Brain.	Transverse (or pontile), internal auditory, anterior cerebellar, superior cerebellar, two posterior cerebral.
Bicipital (or ascending).	Anterior circumflex.	Long tendon of biceps and shoulder-joint.	
Brachial.	Axillary.	Arm and forearm.	Superior and inferior profunda, anastomotica magna, nutrient, muscular, radial and ulnar.
Brachio-cephalic.	See <i>Innominate.</i>		
Bronchial (inferior).	Thoracic aorta.	Bronchi and parenchyma of the lungs.	
Bronchial (superior).	Arch of aorta.	Bronchi.	
Buccal.	Facial.	Muscles of cheek.	Anastomoses with buccal branch of internal maxillary, the transverse facial and infraorbital.
Buccal.	Internal maxillary.	Buccinator muscle and mucous membrane of mouth.	Anastomoses with the buccal branch of the facial, the transverse facial and infraorbital.
Buccal.	Posterior dental.	Buccinator muscle.	
Of the bulb.	First part of internal pudic.	Erectile tissue of the bulb and the corpus spongiosum.	

TABLE OF ARTERIES.—*Continued.*

NAME.	ORIGIN.	DISTRIBUTION.	BRANCHES.
Calcanean, external and internal.	Peroneal.	Over the os calcis and surrounding soft parts.	
Calcanean, inferior (of external plantar).	External plantar.	Over inner surface of os calcis.	Anastomoses with internal calcanean of peroneal.
Calcanean, middle.	Posterior tibial.	Os calcis.	
Callosal.	See <i>Callosomarginal</i> .		
Callosomarginal.	Anterior cerebral.	Callosal and upper part of marginal convolutions.	
Capsular (or atrabiliary).	Abdominal aorta.	Suprarenal capsule.	
Capsular.	See <i>Perirenal</i> .		
Cardiac.	Gastric.	Cardiac end of stomach.	
Cardiac, right. See <i>Coronary, right (of heart)</i> .			
Carotid, common.	<i>Right side, innominate; left side, arch.</i>	External and internal carotid.	External and internal carotid.
Carotid, external.	Common carotid.	Anterior part of neck, face, side of head, integuments and dura mater.	Ascending pharyngeal, superior thyroid, lingual, facial, occipital, posterior auricular, temporal, internal maxillary.
Carotid, internal.	Common carotid.	Greater part of brain, the orbit, internal ear, forehead, and nose.	Tympanic, vidian, arteria receptaculi, pituitary, gasserian, meningeal, ophthalmic, posterior communicating, anterior choroid, anterior cerebral, middle cerebral.
Carotid, primitive. See <i>Carotid, common</i> .			
Carotid, superficial. See <i>Carotid, external</i> .			
Carpal.	Radial.	Branches to lower end of radius, wrist and carpal-joints.	Enters into formation of anterior carpal rete.
Carpal.	Ulnar.	Carpus.	Enters into formation of the posterior carpal rete.
Caudate.	Middle cerebral.	Head of caudate nucleus.	
Caval.	Right phrenic.	Vena cava	
Cecal, anterior.	Inferior mesenteric.	Anterior surface of cecum.	
Cecal, posterior.	Posterior mesenteric.	Posterior part of cecum.	
Celiac.	Abdominal aorta.	Stomach, duodenum, spleen, pancreas, liver and gall-bladder.	Gastric, hepatic, splenic.
Central (of retina).	Ophthalmic.	Retina.	
Central of Zinn. See <i>Central (of retina)</i> .			
Cerebellar, anterior.	Basilar.	Anterior inferior surface of cerebellum.	
Cerebellar, inferior.	Vertebral.	Vermiform process, and cortex of cerebellum.	Inferior vermiform and the hemispherical.
Cerebellar, superior.	Basilar.	Superior vermiform process and circumference of cerebellum.	Superior vermiform and hemispherical.
Cerebral, anterior.	Internal carotid.	Anterior portion of cerebrum.	Anterior communicating, ganglionic (or central), commissural, hemispherical (or cortical).
Cerebral, inferior.	See <i>Cerebral, posterior</i> .		
Cerebral, middle.	Internal carotid.	Middle portion of cerebrum.	Ganglionic (or central), hemispherical (or cortical).
Cerebral, posterior.	Basilar.	Temporo-sphenoidal and occipital lobes.	Ganglionic (or central), and hemispherical (or cortical).
Cervical.	Uterine.	Cervix uteri.	

TABLE OF ARTERIES.—*Continued.*

NAME.	ORIGIN.	DISTRIBUTION.	BRANCHES.
Cervical, anterior. See <i>Thyroid, anterior.</i>			
Cervical, ascending.	Inferior thyroid.	Deep muscles of neck and spinal canal.	Muscular, spinal and phrenic.
Cervical, deep.	Superior intercostal.	Deep muscles of neck and spinal canal.	Muscular, anastomotic, vertebral (or spinal).
Cervical, descending.	Deep cervical.	Tissues of neck.	
Cervical, superficial.	Transverse cervical.	Trapezius, levator anguli scapulae, splenius muscles and posterior chain of lymphatic glands.	
Cervical, transverse (transversalis colli).	Thyroid axis.	Posterior cervical and scapular regions.	Posterior scapular and superficial cervical.
Chiasmic.	Anterior cerebral.	First portion of optic nerve.	
Choroid, anterior.	Internal carotid.	Hippocampus major and corpus fibriatum.	
Choroid, posterior.	Posterior cerebral.	Velum interpositum and joins the choroid plexus.	
Ciliary, short and long, posterior and anterior.	Ophthalmic.	The eye.	
Circular, of uterus.	Uterine.	Cervix uteri.	
Circumflex, anterior (of axillary).	Axillary.	Pectoralis major, biceps, and shoulder-joint.	Bicipital and pectoral.
Circumflex, external.	Profunda femoris.	Muscles of thigh.	Ascending, transverse and descending.
Circumflex iliac, deep.	External iliac.	Upper part of thigh and lower part of abdomen.	Muscular and cutaneous.
Circumflex iliac, superficial.	Common femoral.	Iliacus and sartorius muscles, inguinal glands, and skin of thigh.	
Circumflex, internal.	Profunda femoris.	Muscles of thigh.	
Circumflex, posterior (of axillary).	Axillary.	Deltoid, teres minor, triceps, and shoulder-joint.	Nutrient, articular, acromial, muscular.
Clavicular.	Acromio-thoracic.	Subclavius muscle.	
Of the clitoris, cavernous.	Internal pudic (in the female).	Corpus cavernosum of clitoris.	
Of the clitoris, profunda.	See <i>A., of the clitoris (cavernous)</i>		
Coccygeal.	Sciatic.	Integument over lower part of sacrum and coccyx.	
Cochlear.	Internal auditory.	Cochlea.	
Colic, left.	Inferior mesenteric.	Colon, descending.	
Colic, middle.	Superior mesenteric.	Transverse colon.	
Colic, right.	Superior mesenteric.	Colon, ascending.	
Colic, transverse.	Colic, middle.	Transverse colon.	
Comes nervi phrenici. See <i>Phrenic, superior</i>			
Commissural.	Anterior cerebral.	Callosum.	
Communicating.	Dorsalis pedis.	Enters into formation of plantar arch.	The fifth plantar digital, or princeps hallucis.
Communicating.	Occipital.	Muscles of posterior part of neck.	Anastomoses with branches of the vertebral.
Communicating (or perforating).	Deep palmar arch.	Join proximal ends of metacarpal and second and third dorsal interosseous arteries.	
Communicating.	Peroneal.	Anastomoses with communicating branch of posterior tibial.	
Communicating.	Posterior tibial.	Anastomoses with communicating of peroneal.	

TABLE OF ARTERIES.—*Continued.*

NAME.	ORIGIN.	DISTRIBUTION.	BRANCHES.
Communicating, anterior.	Anterior cerebral.	Assists in formation of anterior boundary of circle of Willis; sends branches to caudate nucleus.	
Communicating, posterior.	Posterior carotid.	Enters into formation of circle of Willis; uncinate convolution and optic thalamus.	Uncinate, middle thalamic.
Coronary. See <i>Gastric.</i>			
Coronary, inferior.	Facial.	Lower lip.	
Coronary, left.	Left anterior sinus of Valsalva.	Heart.	Left auricular, anterior interventricular, left marginal, terminal
Coronary, right.	Right anterior sinus of Valsalva.	Heart.	Right auricular, pre-ventricular, right marginal, posterior interventricular, transverse.
Coronary, right, of stomach. See <i>Pyloric.</i>			
Coronary, superior.	Facial.	Upper lip.	Arteria septum narium.
Of the corpus cavernosum.	Dorsal artery of penis.	Of the Corpus cavernosum.	
Costo-cervical.	That part of superior intercostal between its origin and first branch.		
Cremasteric.	Deep epigastric.	Cremaster muscle.	
Cremasteric.	Spermatic.	Cremaster muscle.	Anastomoses with cremasteric from deep epigastric.
Cremasteric. See <i>Spermatic, external.</i>			
Crico-thyroid.	See <i>Laryngeal, inferior.</i>		
Crural, see <i>Femoral.</i>			
Cubital, see <i>Ulnar.</i>			
Cubital recurrent, anterior. See <i>Ulnar recurrent, anterior.</i>			
Cubital recurrent, posterior. See <i>Ulnar recurrent, posterior.</i>			
Cystic.	Hepatic.	Gall-bladder.	
Deferential.	Superior vesical.	Vas deferens.	
Dental, anterior.	Infraorbital.	Incisor and canine teeth, and mucous membrane of antrum.	
Dental, inferior.	See <i>Mandibular.</i>		
Dental, posterior (or alveolar).	Internal maxillary.	Antrum, teeth, gums, and cheek.	Antral, dental, alveolar, buccal.
Dental, superior.	Posterior dental.	Molar and bicuspid teeth of superior maxilla.	
Descending.	External circumflex.	Muscles of thigh.	
Descending, superficial.	External carotid.	Neck.	
Diaphragmatic.	Thoracic aorta.	Diaphragm.	
Digital.	External plantar.	Outer side of the 2d and 3d, 4th and 5th toes.	
Digital, palmar.	Superficial palmar arch.	Both sides of little, ring, and middle finger and ulnar side of index finger.	
Digital, plantar. See <i>Communicating, of dorsalis pedis.</i>			

TABLE OF ARTERIES.—*Continued.*

NAME.	ORIGIN.	DISTRIBUTION.	BRANCHES.
Digital, superficial.	Internal plantar.	Toes.	
Diploic.	Supraorbital.	Diploe of frontal sinuses.	
Dorsal.	Intercostal.	Spine and muscles of throat.	Spinal and muscular.
Dorsal.	Lumbar.	Muscles of back.	
Dorsal, interosseous.	Radial.	Contiguous of 2d, 3d, 4th, and 5th toes.	
Dorsal (of penis).	Termination of pudic.	Penis.	
Dorsal (scapular).	Subscapular.	Muscles of scapula and shoulder-joint.	Infrascapular.
Dorsal of tongue.	Lingual.	Dorsum of tongue, tonsils, and epiglottis.	
Dorsal (12th). See <i>Subcostal.</i>			
Dorsalis hallucis.	Continuation of dorsalis pedis	Great and second toe.	
Dorsalis indicis.	Radial.	Index finger.	
Dorsalis lingue.	Lingual.	Mucous membrane of tongue, pillars of fauces and tonsils.	
Dorsalis pedis.	Continuation of anterior tibial.	Assists to form plantar arch.	Tarsal, metatarsal, dorsalis hallucis, communicating.
Dorsalis pollicis.	Radial.	Thumb.	
Dorso-scapular.	See <i>Scapular, superior.</i>		
Duodenal, superior, right. See <i>Pancreatico-duodenal, superior.</i>			
Duodeno-gastric.	See <i>Gastro-duodenal.</i>		
Dural.	See <i>Meningeal.</i>		
Emulgent.	See <i>Renal.</i>		
Epicondyloid. See <i>Ulnar.</i>			
Epididymal.	Spermatic.	Epididymis.	
Epigastric, deep (or inferior).	External iliac.	Abdominal wall.	Cremasteric, pubic, muscular, cutaneous, terminal.
Epigastric, superficial.	Common femoral.	Inguinal glands, skin, superficial fascia, and abdominal wall.	
Epigastric, superior.	Internal mammary.	Abdominal wall and diaphragm, liver and peritoneum.	Phrenic, xiphoid, cutaneous, muscular, hepatic and peritoneal.
Epiploic.	Right and left gastro-epiploic.	Omentum.	
Epiploic. See <i>Omental.</i>			
Esophageal.	Gastric.	Esophagus.	
Esophageal.	Inferior thyroid.	Esophagus.	
Esophageal.	Left phrenic.	Esophagus.	
Esophageal (4 or 5).	Thoracic aorta.	Esophagus.	
Esophageal, inferior	Coronary (of stomach).	Esophagus.	
Ethmoidal, anterior.	Ophthalmic.	Part of anterior portion of brain, nose, frontal sinuses and skin of face.	Ethmoidal, meningeal, nasal, frontal, cutaneous.
Ethmoidal, posterior.	Ophthalmic.	Posterior ethmoidal cells, dura mater, nose.	Ethmoidal, meningeal, nasal.
Eustachian.	Pterygo-palatine.	Eustachian tube.	
Facial.	Third branch external carotid.	Pharynx and face.	Ascending, or inferior palatine, tonsillar, glandular, muscular, submental, masseteric, buccal, inferior labial, inferior and superior coronary, lateralis nasi, angular.

TABLE OF ARTERIES.—*Continued.*

NAME.	ORIGIN.	DISTRIBUTION.	BRANCHES.
Facial, transverse.	Temporal.	Parotid gland, masseter muscle, skin of face.	
Fallopian.	Ovarian.	Isthmus, ampulla and fimbriated extremity of fallopian tube.	
Femoral, common.	Continuation of external iliac.	Lower part of abdominal wall, upper part of thigh and genitalia.	Superficial epigastric, superficial circumflex iliac, superficial external pudic, deep external pudic, profunda.
Femoral, deep. See <i>Femoral, profunda.</i>			
Femoral, profunda.	Common femoral.	Muscles of thigh.	External circumflex, internal circumflex and three perforating.
Femoral, superficial.	Continuation of common femoral.	Muscles of thigh and knee-joint.	Muscular, saphenous, anastomotica magna.
Fibular, superior.	Anterior or posterior tibial or popliteal.	Soleus and peroneus tertius muscles and integument.	
Of the frenum linguee.	Sublingual.	Frenum of tongue.	
Frontal, anterior.	Anterior cerebral.	Inferior frontal convolutions.	
Frontal, ascending.	Middle cerebral.	Lower part of ascending frontal convolution.	
Frontal, internal.	Anterior cerebral.	Inferior frontal convolutions.	
Frontal, middle.	See <i>Medifrontal.</i>		
Funicular.	Superior vesical.	Round ligament.	
Gasserian.	Internal carotid.	Gasserian ganglion.	
Gasserian.	Middle meningeal.	Gasserian ganglion, and Meckel's space.	
Gastric (or coronary).	Celiac axis.	Stomach, liver, and esophagus.	Esophageal, cardiac, gastric, and hepatic.
Gastric, right. See <i>Gastro-epiploic, right.</i>			
Gastro-duodenal.	Hepatic.	Stomach and duodenum.	Right gastro-epiploic and superior pancreatico-duodenal.
Gastro-epiploic, left.	Splenic.	Stomach and omentum.	
Gastro-epiploic, right	Gastro-duodenal.	Stomach and omentum.	
Gastro-hepatic.	See <i>Coronary, of stomach.</i>		
Geniculate.	Posterior cerebral.	Geniculate convolution.	
Genital.	See <i>Pudic, internal.</i>		
Gingival. See <i>Alveolar.</i>			
Glandular.	Facial.	Submaxillary gland.	
Glossian (or tympanic).	Internal maxillary.	Lining membrane of tympanum and laxator tympani muscle.	
Gluteal.	Internal iliac, posterior division.	Pelvic and glutei muscles, etc.	Muscular, superficial and deep.
Gluteal, deep.	Gluteal.	Deep muscles of posterior gluteal region.	
Gluteal, inferior.	Sciatic.	Gluteus maximus.	
Gluteal, superficial.	Gluteal.	Gluteus maximus and integument over sacrum.	
Gluteal, superior.	Deep gluteal.	Muscles adjacent.	
Gustatory (or lingual).	Inferior dental.	Lingual nerve.	
Guttural, superior. See <i>Thyroid, superior.</i>			

TABLE OF ARTERIES.—*Continued.*

NAME.	ORIGIN.	DISTRIBUTION.	BRANCHES.
Gutturo-maxillary. See <i>Maxillary, internal.</i>			
Helicine.		The arteries found in cavernous tissue, as in the uterus, ovary, etc.	
Hemispherical.	Inferior cerebellar.	Cortex of cerebellum.	
Hemispherical.	Superior cerebellar.	Cortex of cerebellum.	
Hemorrhoidal, inferior (or external).	Pudic.	Sphincter muscle, levator ani.	
Hemorrhoidal, internal. See <i>Hemorrhoidal, superior.</i>			
Hemorrhoidal, middle (rectal, middle).	Internal iliac, anterior division.	Middle part of rectum.	
Hemorrhoidal, superior.	Inferior mesenteric.	Upper part of rectum.	
Hepatic.	Celiac axis.	Liver, pancreas, part of duodenum and stomach.	Pancreatic, sub-pyloric, gastro-duodenal, right and left terminal.
Hepatic.	Gastric.	Left lobe of liver.	
Hepatic.	Right phrenic.	Liver.	
Hepatic.	Superior epigastric.	Liver.	
Hepatic, right.	Hepatic.	Liver substance.	Cystic.
Humeral. See <i>Brachial.</i>			
Humeral, thoracic.	Acromio-thoracic.	Pectoralis major, deltoid and adjacent integuments.	Anastomoses with anterior and posterior circumflex.
Humeral, transverse. See <i>Suprascapular.</i>			
Hyaloid. Central artery of retina.	Crystalline lens.		
Hyoid. See <i>Infra-hyoid</i> and <i>Supra-hyoid.</i>			
Hypogastric.	Continuation of anterior branch of internal iliac.	Vesical branches, impervious in the adult.	
Ileo-colic.	Superior mesenteric.	Cecum and adjacent bowel.	
Iliac.	Ilio-lumbar.	Iliac fossa and ilium.	
Iliac.	Obturator.	Ilium.	
Iliac, circumflex deep. See <i>Circumflex iliac, deep.</i>			
Iliac, circumflex, superficial.	See <i>Circumflex iliac, superficial.</i>		
Iliac, common.	Terminal branch of abdominal aorta.	Peritoneum, subperitoneal fat, ureter, and terminates in external and internal iliac.	Peritoneal, subperitoneal, ureteric, external and internal iliac.
Iliac, external.	Common iliac.	Lower limb	Deep epigastric, deep circumflex iliac, muscular, and continues as femoral.
Iliac, external, small. See <i>Circumflex iliac, external.</i>			
Iliac, internal.	Common iliac.	Pelvic and generative organs, and inner side of thigh.	Anterior and posterior trunk.
Iliac, internal, anterior trunk.	Internal iliac.	Pelvic and generative organs and thigh.	Hypogastric, superior middle and vesical, middle hemorrhoidal, uterine, vaginal, obturator, sciatic, internal pudic.
Iliac, internal, posterior trunk.	Internal iliac.	Muscles of hip and sacrum.	Ilio-lumbar, lateral sacral and gluteal.

TABLE OF ARTERIES.—*Continued.*

NAME.	ORIGIN.	DISTRIBUTION.	BRANCHES.
Iliac, primary. See <i>Iliac, common.</i>			
Iliac, primitive. See <i>Iliac, common.</i>			
Ilio-lumbar.	Internal iliac, posterior trunk.	Muscles of pelvis and pelvic bones.	Iliac and lumbar.
Incisive.	Mandibular.	Incisor teeth.	
Infracostal, labial.	Internal mammary.	Ribs.	
Intrahyoid.	Superior thyroid.	Infrahyoid bursa and thyro-hyoid muscle.	
Intraorbital.	Internal maxillary.	Upper lip, lower eye-lid, lachrymal sac, side of nose.	Orbital, anterior dental, nasal.
Infrascapular.	Dorsal scapular.	Subscapularis, scapula, and shoulder-joint.	
Infraspinous.	Posterior scapular.	Infraspinous fossa.	
Infraspinous.	Suprascapular.	Infraspinous fossa.	
Innominate.	Arch of aorta.	Right side of head and right arm.	Right common carotid, right subclavian, occasionally thyroidea ima.
Intercostal, anterior.	Internal mammary.	Intercostal muscles, ribs (upper 5 or 6), and pectoralis major.	
Intercostal, anterior.	Musculo-phrenic.	Lower 5 or 6 intercostal spaces.	
Intercostal, aortic, pairs.	Thoracic aorta.	Lower intercostal spaces.	Dorsal, intercostal collateral, pleural muscular, lateral cutaneous, mammary glandular.
Intercostal, first.	Superior intercostal.	First intercostal space.	
Intercostal, superior.	Subclavian.	Neck and upper part of thorax.	Deep cervical, first intercostal, arteria aberrans.
Interlobular (of kidney).	Renal.	Malpighian bodies and uriferous tubules.	
Interosseous, anterior.	Interosseous (common).	Muscles of forearm.	
Interosseous, common.	Ulnar.	Interosseous membrane and deep muscles of the forearm.	Anterior and posterior interosseous.
Interosseous, dorsal.	Metatarsal.	Contiguous sides of 2d and 3d, and 4th and 5th toes.	
Interosseous, dorsal.	Posterior radial carpal.	Dorsal aspect of fingers.	
Interosseous, palmar.	Deep palmar arch.	Interosseous muscles, bones, and 2d, 3d, and 4th lumbricales.	
Interosseous, plantar.	Plantar arch.	Toes.	
Interosseous, posterior (forearm).	Common interosseous.	Muscles, back of forearm.	Posterior interosseous recurrent.
Interosseous, posterior, recurrent. See <i>Radial recurrent, posterior.</i>			
Interosseous, recurrent.	Interosseous, posterior.	Elbow-joint.	
Interpeduncular.	Posterior cerebral.	Posterior perforated space and lower part of peduncles.	
Interventricular, anterior.	Left coronary.	Both ventricles and interventricular septum.	
Interventricular, posterior.	Right coronary.	Both ventricles and interventricular septum.	
Intestinal (vasa intestinalia tenuis), 12 to 16.	Superior mesenteric.	Mesentery.	
Ischiadic. See <i>Gluteal, inferior.</i>			
Labial, inferior.	Facial.	Muscles and integuments of lower lip.	

TABLE OF ARTERIES.—*Continued.*

NAME.	ORIGIN.	DISTRIBUTION.	BRANCHES.
Labial, superior.	See <i>Coronary, superior.</i>		
Lachrymal (or orbital).	Middle meningeal.	Orbit.	
Lachrymal.	Nasal.	Lachrymal sac.	
Lachrymal.	Ophthalmic.	Lachrymal gland, muscles of eye and cheek, and upper and lower eyelids.	Recurrent lachrymal, muscular, palpebral, malar, ciliary.
Lachrymal, recurrent.	Lachrymal.	Lachrymal sac.	
Laryngeal, inferior.	Inferior thyroid.	Larynx.	
Laryngeal, inferior (or crico-thyroid).	Superior thyroid.	Crico-thyroid membrane and larynx.	
Laryngeal, internal. See <i>Laryngeal, superior.</i>			
Laryngeal, superior.	Superior thyroid.	Intrinsic muscles and mucous membrane of larynx.	
Lenticular.	Middle cerebral.	Lenticular nucleus.	
Lenticulo-optic.	Middle cerebral.	Posterior part internal capsule and anterior part of optic thalamus.	
Lenticulo-striate.	Middle cerebral.	Lenticular and caudate nuclei.	
Lenticulo-thalamic.	Posterior cerebral.	Posterior extremity of lenticular nucleus and the thalamus.	
Ligamentous.	Ovarian.	Round ligament.	
Lingual. See <i>Gustatory.</i>			
Lingual.	External carotid.	Tongue.	Hyoid, dorsalis linguæ, sublingual, ranine.
Lingual.	Mandibular.	Lingual nerve.	
Lumbar (4 pairs).	Abdominal aorta.	Bodies and ligaments of vertebrae, lumbar muscles, and capsules of kidneys.	Vertebral, muscular, dorsal, renal
Lumbar.	Ilio-lumbar.	Psoas muscle, quadratus lumborum, and spinal canal.	
Malar.	Lachrymal.	Temporal fossa.	
Malleolar, external.	Anterior tibial.	External portion of ankle.	
Malleolar, internal.	Anterior tibial.	Internal portion of ankle.	
Malleolar, internal.	Posterior tibial.	Internal malleolus.	
Mammary, external. See <i>Thoracic, long.</i>			
Mammary glandular.	Dorsal branch of aortic intercostal.	Mammary gland.	
Mammary, internal.	Subclavian.	Structures of thorax.	Superior phrenic, mediastinal (or thymic), pericardiac, sternal, anterior intercostals, perforating, lateral infracostal, superior epigastric, internal mammary.
Mandibular.	Internal maxillary.	Teeth of lower jaw.	Incisive and mental.
Marginal.	Left coronary.	Walls of ventricle.	
Marginal.	Right coronary.	Right ventricle.	
Margino-frontal.	Anterior cerebral.	Marginal and frontal convolutions.	
Masseteric.	Facial.	Masseter.	
Masseteric.	Internal maxillary.	Masseter.	
Masseteric.	Temporal.	Masseter.	
Mastoid.	Occipital.	Dura, diploë, walls of lateral sinus, mastoid cells.	

TABLE OF ARTERIES.—*Continued.*

NAME.	ORIGIN.	DISTRIBUTION.	BRANCHES.
Mastoid.	Posterior auricular.	Occipito-frontalis muscle (posterior belly).	
Mastoid.	Stylo-mastoid.	Mastoid cells and mastoid antrum.	
Mastoid, middle.	See <i>Sterno-mastoid.</i>		
Maxillary, external.	See <i>Facial.</i>		
Maxillary, inferior.	See <i>Dental, inferior.</i>		
Maxillary, internal-maxillary group.	External carotid.	Structures indicated by names of branches.	Deep auricular, tympanic, middle meningeal, mandibular, small meningeal.
Maxillary, internal-ptyergoid group.	External carotid.	Structures indicated by names of branches.	Masseteric, posterior deep temporal, internal and external pterygoid, buccal, anterior deep temporal.
Maxillary, internal-sphenomaxillary group.	External carotid.	Structures indicated by names of branches.	Posterior dental (or alveolar), infraorbital, posterior (or descending) palatine, vidian, pterygo-palatine, nasal, or sphenopalatine.
Meatal.	Stylo-mastoid.	External auditory meatus.	
Median (arteria comes nervi mediani).	Anterior interosseous.	Median nerve and superficial palmar arch.	
Median, anterior (of spinal cord).	Formed by union of the anterior spinal arteries.	Spinal cord.	
Mediastinal, anterior (or thymic).	Internal mammary.	Connective tissue, fat and lymphatics, in superior and anterior mediastina, thymus gland.	
Mediastinal, posterior (several).	Thoracic aorta.	Glands and loose areolar tissue in mediastinum.	
Medicerebellar.	Cerebellar, anterior, inferior.	Middle cerebellar crus.	
Medicerebral.	See <i>Cerebral, middle.</i>		
Medicorboid.	See <i>Choroid, posterior.</i>		
Medidual.	See <i>Meningeal, middle.</i>		
Meditrontal.	Anterior cerebral.	Callosal convolution and paracentral lobule.	
Medioptic (or median quadrigeminal).	Posterior cerebral.	Crus cerebri and optic lobes.	
Medullary.	Peroneal.	Fibula.	
Medullary.	Posterior tibial.	Tibia.	Ascending and descending.
Medullary.	Renal.	Malpighian pyramids.	
Meningeal.	Ascending pharyngeal.	Membranes of brain.	
Meningeal.	Posterior ethmoidal.	Dura mater.	
Meningeal, anterior.	Internal carotid.	Dura mater.	
Meningeal, inferior.	See <i>Meningeal (of ascending pharyngeal).</i>		
Meningeal, middle or great.	Internal maxillary.	Cranium and dura mater.	Anterior and posterior.
Meningeal, posterior.	Occipital.	Dura mater.	
Meningeal, posterior.	Vertebral.	Dura mater.	
Meningeal, small.	Internal maxillary.	Gasserian ganglion, walls of cavernous sinus and dura mater.	

TABLE OF ARTERIES.—*Continued.*

NAME.	ORIGIN.	DISTRIBUTION.	BRANCHES
Mental.	Facial.	Muscles of chin and lower lip.	
Mental.	Mandibular.	Muscles of chin and under lip.	Lingual and mylo-hyoidean
Mesenteric accedens, præcipua. See <i>Mesenteric, superior.</i>			
Mesenteric, inferior.	Abdominal aorta.	Lower half of large intestine.	Left colic, sigmoid, superior hemorrhoidal.
Mesenteric, middle.	Common iliac (occasional branch).	Transverse and descending colon.	
Mesenteric, superior.	Abdominal aorta.	Whole of small intestine and upper half of large.	Inferior pancreatico-duodenal, middle right and ilio-colic, vasa intestina tenuis.
Meso-lobar. See <i>Cerebral, anterior.</i>			
Metacarpal (1st dorsal interosseous).	Radial.	Sides of fingers on dorsal aspect.	
Metatarsal.	Dorsalis pedis.	Toes.	Third dorsal interosseous.
Middle (of corpora quadrigemina).	Posterior cerebral.	Space between the corpora quadrigemina.	
Muscular, deep. See <i>Femoral, deep.</i>			
Musculo-phrenic.	Internal mammary.	Diaphragm, fifth or sixth lower intercostal spaces, oblique muscles of abdomen.	Phrenic, anterior intercostals, muscular.
Mylo-hyoidean.	Mental.	Mylo-hyoid muscle.	
Nasal.	Infraorbital.	Nose.	
Nasal.	Ophthalmic.	Lachrymal sac and integuments of nose.	Lachrymal, and transverse nasal.
Nasal.	Spheno-palatine.	Turbinated bones, lateral walls of nose, ethmoidal and frontal sinuses and lining membrane of antrum.	
Nasal, anterior.	Anterior ethmoidal.	Nose.	
Nasal, lateral.	Facial.	Integuments, muscles and cartilage of nose.	
Nasal, middle. See <i>Nasal, anterior.</i>			
Nasal, transverse.	Nasal.	Integuments of nose.	
Naso-palatine. See <i>Spheno-palatine.</i>			
Navel. See <i>Umbilical</i>			
Neubauer's.	See <i>Thyroid, deep.</i>		
Nutrient.	Brachial.	Humerus.	
Nutrient.	Interosseous, anterior	Radius.	
Nutrient.	Interosseous, anterior.	Ulna.	
Nutrient.	Middle perforating branch of profunda femoris.	Femur.	
Nutrient.	Obturator.	Ilium.	
Nutrient (of peroneal). See <i>Medullary.</i>			
Nutrient.	Posterior tibial.	Tibia.	
Nutrient.	Suprascapular.	Clavicle.	
Obturator.	Anterior division, internal iliac.	Pelvis and thigh.	Iliac (or nutrient), vesical, pubic, external and internal pelvic
Obturator, external.	Obturator.	Muscles about obturator foramen.	

TABLE OF ARTERIES.—*Continued.*

NAME.	ORIGIN.	DISTRIBUTION.	BRANCHES.
Obturator, internal.	Obturator.	Muscles about obturator foramen.	
Occipital.	Fourth branch of external carotid.	Muscles of neck, and scalp.	Sterno-mastoid, posterior meningeal, auricular, mastoid, princeps cervicis, communicating, muscular, terminal.
Occipito-meningeal.	Vertebral.	Dura mater.	
Omental (or epiploic).	Hepatic.	Omentum.	
Omphalo-mesenteric.	Primitive aorta.	Subsequently becomes the umbilical.	
Ophthalmic.	Internal carotid.	The eye, adjacent structures, portion of face.	Lachrymal, supraorbital, central artery of retina, muscular, ciliary, posterior and anterior ethmoidal, palpebral, frontal, nasal.
Optic, internal and anterior.	Posterior communicating.	Optic thalamus.	
Optic, posterior, internal.	Posterior communicating or posterior cerebral.	Optic thalamus.	
Orbital. See <i>Lachrymal</i> .			
Orbital (three or four).	Anterior cerebral.	First frontal convolution and olfactory bulb.	
Orbital.	Infraorbital.	Fat of orbit; inferior rectus and inferior oblique muscles.	
Orbital.	Temporal.	Orbicularis palpebrarum and orbit.	
Orbito-frontal	Middle cerebral.	Inferior frontal convolutions.	
Ovarian.	Abdominal aorta.	Ovary, ureter, fallopian tube, uterus.	Ureteral, fallopian, uterine, ligamentous.
Palatine.	Ascending pharyngeal.	Soft palate and its muscles.	
Palatine, ascending (or inferior).	First branch of facial.	Upper part of pharynx, palate and tonsils.	Palatine, tonsillar.
Palatine, descending.	Internal maxillary.	To soft and hard palate.	Anterior and posterior
Palatine, inferior. See <i>Palatine, ascending</i> .			
Palatine, posterior or descending.	Internal maxillary.	Hard palate.	Anterior and posterior.
Palatine, superior. See <i>Palatine descending</i> .			
Palato-maxillary.	See <i>Palatine, descending</i> .		
Palmar, digital. See <i>Digital, palmar</i> .			
Palmar, interosseous. See <i>Interosseous, palmar</i> .			
Palmar arch, deep	Radial and communicating of ulna.	Palm and fingers.	Princeps pollicis, radialis indicis, palmar interosseous (3), recurrent carpal, posterior perforating.
Palmar arch, superficial.	Ulnar and superficialis volæ.	Palm and fingers.	Digital (4), muscular, cutaneous.
Palpebral.	Lachrymal.	Eye-lids and conjunctivæ.	
Palpebral.	Supraorbital.	Upper eye-lid.	
Palpebral, external.	Ophthalmic.	Eye-lid.	
Palpebral, inferior.	Ophthalmic.	Conjunctiva, lachrymal sac, caruncle and lower lid.	
Palpebral, superior.	Ophthalmic.	Upper eye-lid.	
Pancreatic.	Hepatic.	Pancreas.	
Pancreatic.	Splenic.	Pancreas.	

TABLE OF ARTERIES.—*Continued.*

NAME.	ORIGIN.	DISTRIBUTION.	BRANCHES.
Pancreatico-duodenal, inferior.	Superior mesenteric.	Pancreas and duodenum.	
Pancreatico-duodenal, superior.	Gastro-duodenal.	Duodenum and pancreas.	
Parietal.	Middle cerebral.	Inferior and ascending parietal convolutions.	
Parietal, anterior.	Middle cerebral.	Second frontal convolution.	
Parietal, ascending.	Middle cerebral.	Ascending parietal convolution and superior parietal lobule.	
Parieto-sphenoidal.	Middle cerebral.	Inferior parietal lobule, angular gyrus, cortex of sphenoidal lobe.	
Parieto-temporal.	Middle cerebral.	Convolution around posterior limb of fissure of Sylvius.	
Parotid.	Posterior auricular.	Parotid gland.	
Parotid.	Temporal.	Parotid gland.	
Parvidural. See <i>Meningeal, small.</i>			
Pectoral.	Acromio-thoracic.	Pectoral muscles and mammary gland.	
Pectoral.	Anterior circumflex.	Pectoralis major.	
Pedal. See <i>Dorsal of foot.</i>			
Peduncular, anterior.	Posterior cerebral.	Internal surface of peduncle.	
Peduncular, external.	Posterior, communicating.	Peduncles of the cerebellum.	
Peduncular, internal.	Posterior cerebral.	Internal surface of peduncle.	
Of the penis, perforating. See <i>A., of the corpus cavernosum.</i>			
Perforans stapedis (branch of internal carotid or stylo-mastoid).	Tympanum.	No branches.	
Perforating (or posterior communicating), (3).	Deep palmar arch.	Interosseous spaces.	
Perforating.	Middle meningeal.	Sphenoid.	
Perforating.	Profunda femoris.	Hamstring muscles.	
Perforating.	Spheno-palatine.	Ethmoidal cells.	Anastomoses with ethmoidal arteries.
Perforating.	Submental.	Mylo-hyoid.	
Perforating, anterior (5 or 6).	Internal mammary.	Pectoralis major and integument, and mammary gland.	
Perforating, posterior.	External plantar.	Dorsal interosseous muscles.	
Pericardiac.	Internal mammary.	Anterior surface of pericardium.	
Pericardiac.	Right and left phrenic.	Pericardium.	
Pericardiac.	Thoracic aorta.	Pericardium.	
Pericephalic. See <i>Carotid, external.</i>			
Perineal, superficial.	Pudic.	Muscles of perineum and integuments of scrotum.	Transverse perineal.
Perineal, transverse.	Perineal, superficial.	Muscles and integuments of perineum.	
Perirenal (or capsular).	Renal.	Capsule of kidney and perirenal fat.	
Peritoneal.	Iliac, common.	Peritoneum.	
Peritoneal.	Superior epigastric.	Peritoneum.	

TABLE OF ARTERIES.—*Continued.*

NAME.	ORIGIN.	DISTRIBUTION.	BRANCHES.
Peroneal.	Posterior tibial.	Muscles and integument of leg and foot.	Anterior peroneal, muscular, medullary, communicating, cutaneous, external calcaneum, terminal (or posterior peroneal).
Peroneal, anterior.	Peroneal.	Peroneus tertius and inferior tibio-fibular joint.	
Peroneal, posterior.	Peroneal.	External malleolus and heel.	
Petrosal.	Middle meningeal.	Tympanum.	
Pharyngeal.	Pterygo-palatine.	Roof of pharynx.	
Pharyngeal.	Spheno-palatine.	Roof and contiguous portions of pharynx.	
Pharyngeal.	Vidian.	Roof of pharynx.	
Pharyngeal, ascending.	First branch external carotid.	Pharynx, soft palate, tympanum, posterior part of neck, and membranes of brain.	Prevertebral, pharyngeal, palatine, tympanic, meningeal.
Pharyngeal, descending.	Spheno-palatine.	Roof of mouth and of pharynx.	
Pharyngeal, inferior <i>See Pharyngeal, ascending.</i>			
Pharyngeal, superior <i>See Pterygo-palatine.</i>			
Phrenic.	Ascending cervical.	Phrenic nerve.	
Phrenic.	Musculo-phrenic.	Diaphragm.	
Phrenic.	Superior epigastric.	Diaphragm.	
Phrenic, inferior, left.	Aorta, abdominal.	Diaphragm and structures indicated by names of branches.	Esophageal, left superior suprarenal, splenic, pericardiac, terminal.
Phrenic, inferior, right.	Aorta, abdominal.	Diaphragm and structures indicated by names of branches.	Right superior suprarenal, caval, hepatic, pericardiac, and terminal.
Phrenic, superior (or comes nervi phrenici).	Internal mammary.	Pleura, pericardium and diaphragm.	
Pituitary.	Internal carotid.	Pituitary body.	
Plantar arch.	External plantar artery.	Anterior part of foot and toes.	Articular and plantar digital.
Plantar, deep.	Metatarsal.	Assists in formation of plantar arch.	
Plantar, digital (4).	Plantar arch.	Third, fourth, and fifth toes, and outer side of second.	
Plantar, external.	External, tibial.	Sole and toes.	Muscular, calcaneal, cutaneous, anastomotic, posterior perforating, plantar arch.
Plantar, internal.	Posterior tibial.	Inner side of foot.	Muscular, cutaneous, articular, anastomotic, superficial digital.
Plantar, interosseous. <i>See Interosseous, plantar.</i>			
Plantar, metatarsal. <i>See Interosseous, plantar.</i>			
Plantar, pollicar.	Anterior tibial, or external plantar.	Great toe.	
Pleural.	Intercostal.	Pleura.	
Pontal.	Basilar	Pons.	
Popliteal.	Continuation of femoral	Knee and leg.	Cutaneous, muscular (superior and inferior) or sural, articular, superior and inferior external, superior and inferior internal and azygos, terminal (anterior and posterior tibial).

TABLE OF ARTERIES.—*Continued.*

NAME.	ORIGIN.	DISTRIBUTION.	BRANCHES.
Post-cerebellar. See <i>Cerebellar, posterior.</i>			
Post-cerebral. See <i>Cerebral, posterior.</i>			
Post-choroid. See <i>Choroid Posterior.</i>			
Post-communicant. See <i>Communicating, posterior.</i>			
Post-dural. See <i>Meningeal, posterior.</i>			
Postero-lateral.	Posterior cerebral.	Hind part of optic thalamus, crus and optic lobes.	
Postero-median.	Posterior central	Inner part of thalamus, neighboring wall of third ventricle	
Post-frontal.	Anterior meningeal.	Precuneus and part of occipital fissure.	
Post-temporal.	Posterior cerebral.	Basal surface of occipital lobe.	
Post-thalamic.	Posterior cerebral.	Thalamus.	
Precerebellar. See <i>Cerebellar, superior</i>			
Precerebral. See <i>Cerebral, anterior.</i>			
Prechoroid. See <i>Choroid, anterior.</i>			
Precommunicant. See <i>Communicating, anterior.</i>			
Predural. See <i>Meningeal, anterior.</i>			
Prefrontal.	Anterior cerebral.	Mesal and convex surfaces of super-frontal and part of medi-frontal convolutions	
Preoptic (or anterior quadrigeminal).	Posterior cerebral.	Optic lobe.	
Preperforant.	Anterior cerebral.	Caudate nucleus	
Pretemporal.	Posterior cerebral.	Uncinate and basal surface of temporal lobe.	
Prethalamic.	Posterior communicating	Thalamus	
Preventricular (2)	Right and left coronaries.	Walls of ventricle, heart.	
Primitive. See <i>Aorta, primitive.</i>			
Princeps cervicis	Occipital.	Muscles of neck.	Superficial and deep.
Princeps hallucis.	Communicating (of dorsalis pedis).	First and second toes.	
Princeps pollicis.	Radial.	Thumb	
Profunda (or deep femoral).	Femoral.	Thigh.	External and internal circumflex, three perforating.
Profunda, inferior.	Brachial.	Triceps, elbow-joint	
Profunda, superior.	Brachial.	Humerus, muscles and skin of arm.	Ascending, cutaneous, articular, nutrient, muscular.
Pterygoid, external.	Internal maxillary.	External pterygoid muscle.	
Pterygoid, internal.	Internal maxillary.	Internal pterygoid muscle.	
Pterygo-palatine (or pterygo-pharyngeal)	Internal maxillary.	Pharynx, Eustachian tubes and sphenoidal cells.	Pharyngeal, Eustachian, sphenoidal.

TABLE OF ARTERIES.—*Continued.*

NAME.	ORIGIN.	DISTRIBUTION.	BRANCHES.
Pterygo-pharyngeal <i>See Pterygo-palatine.</i>			
Pubic.	Epigastric, deep.	Pubic region.	
Pubic.	Obturator.	Pubic region.	
Pubic, accessory.	Inferior vesical.	When large, supplies the parts normally supplied by the internal pudic, prostate.	
Pubic, external, deep, (or inferior).	Femoral, common.	Skin of scrotum (or labia in female).	
Pubic, external, superficial (or superior).	Common, femoral.	Integument above pubes and external genitalia.	
Pubic, internal.	Iliac, anterior division of internal branch.	Generative organs	External (or inferior) hemorrhoidal, superficial perineal, muscular, arteries of bulb, crus, and dorsal of penis.
Pulmonary.	Right ventricle.	Lungs.	Right and left.
Pyloric, inferior.	Gastro-duodenal, or right gastro-epiploic	Pyloric end of stomach.	
Pyloric, superior.	Hepatic	Pyloric end of stomach.	
Quadrate.	Anterior cerebral.	Quadrate convolution of brain.	
Quadrigeminal, anterior. <i>See Propttic.</i>			
Quadrigeminal, median. <i>See Mediotptic.</i>			
Radial.	Brachial.	Forearm, wrist, hand.	Radial recurrent, muscular, anterior and posterior radial carpal, superficial volar, metacarpal, dorsalis pollicis, dorsalis indicis, deep palmar arch.
Radial carpal, anterior and posterior.	Radial.	Wrist and carpal joints.	
Radial, profunda.	Superior profunda of arm.	Back of elbow.	
Radial recurrent, anterior.	Radial.	Elbow-joint and muscles of forearm.	
Radial recurrent, posterior.	Posterior interosseous (forearm).	Elbow.	
Radiis indicis.	Radial.	Index finger.	
Radio-carpal, palmar transverse.	<i>See Radial carpal, anterior.</i>		
Radio-palmar. <i>See Volar, superficial.</i>			
Ranine.	Lingual.	Tongue and mucous membrane of mouth	
Rectal.	Lateral sacral.	Rectum.	
Rectal.	Middle sacral.	Rectum.	
Rectal, middle. <i>See Hemorrhoidal, middle.</i>			
Recurrent.	Deep palmar arch.	Carpal joints.	
Recurrent, posterior interosseous.	Posterior interosseous.	Elbow.	
Recurrent, radial. <i>See Radial, recurrent.</i>			
Recurrent, tibial, anterior and posterior.	Anterior tibial.	Popliteus and ligaments of knee	
Recurrent, ulnar, anterior and posterior.	Ulna.	Elbow-joint and contiguous structures	

TABLE OF ARTERIES.—*Continued.*

NAME.	ORIGIN.	DISTRIBUTION.	BRANCHES.
Renal.	Abdominal aorta.	Kidney.	Inferior suprarenal, capsular (or peri-renal), ureteral.
Rhachidian. See <i>Spinal.</i>			
Sacra media. See <i>Sacral, middle.</i>			
Sacral, lateral (1 or 2).	Internal iliac, posterior division.	Structures about sacrum.	Spinal, rectal, muscular.
Sacral, middle.	Continuation of aorta	Sacrum and coccyx.	
Saphenous (occasional branch of common femoral).	Accompanies saphenous vein.		
Saphenous, small.	Popliteal (occasional).	External malleolus.	
Scapular, dorsal.	Subscapular.	Muscles of infraspinous fossa.	Infrascapular.
Scapular, external. See <i>Acromial.</i>			
Scapular, inferior. See <i>Subscapular.</i>			
Scapular, internal. See <i>Subscapular.</i>			
Scapular, posterior.	Continuation of transverse cervical	Muscles of scapular region.	Supra-spinous and intra-spinous, sub-scapular, muscular.
Scapular, superficial. See <i>Suprascapular.</i>			
Scapular, superior. See <i>Suprascapular.</i>			
Scapular, transverse. See <i>Suprascapular.</i>			
Scapulo-humeral. See <i>Circumflex, posterior.</i>			
Sciatic.	Internal iliac, anterior division.	Pelvic muscles and viscera, and branches.	Coccygeal, inferior gluteal, muscular, anastomotic, articular, cutaneous, comes nervi ischiadici, vesical, rectal, prostatic, etc.
Scrotal, anterior.	Inferior external pudic.	Anterior portion of scrotum.	
Scrotal, posterior.	Internal pudic.	Posterior part of scrotum.	
Septal, ascending.	Spheno-palatine.	Upper part of mucous membrane of nasal septum.	
Sigmoid.	Inferior mesenteric.	Sigmoid flexure.	
Spermatic.	Abdominal aorta.	Scrotum and testis.	Ureteral, cremasteric, epididymal, testicular.
Spermatic, external.	Deep epigastric.	Cremaster muscle, and spermatic cord.	
Sphenoidal.	Middle cerebral.	Sphenoidal lobe, lower part of cortex.	
Sphenoidal.	Pterygo-palatine.	Sphenoidal cells.	
Sphenoidal.	Spheno-palatine.	Sphenoidal cells.	
Spheno-palatine (or naso-palatine).	Internal maxillary.	Pharynx, nose, and sphenoidal cells.	Pharyngeal, sphenoidal, nasal, ascending septal.
Spheno-spinous. See <i>Meningeal, middle.</i>			
Spinal.	Ascending cervical.	Spinal canal	
Spinal.	Intercostals.	Spinal canal and spine.	
Spinal.	Lateral sacral.	Spinal membranes and muscles and skin over sacrum.	
Spinal, anterior.	Vertebral.	Spinal cord.	
Spinal, lateral.	Vertebral.	Vertebrae and spinal canal.	

TABLE OF ARTERIES.—*Continued.*

NAME.	ORIGIN.	DISTRIBUTION.	BRANCHES.
Spinal, posterior.	Vertebral.	Spine.	
Splenic.	Celiac axis.	Spleen, pancreas, part of stomach, omentum.	Small and large pancreatic, left gastro-epiploic, vasa brevia, terminal.
Splenic.	Left phrenic.	Spleen.	
Splenico-pancreatic.	Splenic.	Spleen.	
Stapedi.	Stylo-mastoid.	Stapedius muscle.	
Staphylini.	<i>See Palatine, posterior.</i>		
Sternal.	Internal mammary.	Sternum and triangularis sterni.	
Sterno-mastoid.	Occipital.	Sterno-mastoid muscle.	
Sterno-mastoid (or middle mastoid).	Superior thyroid.	Sterno-mastoid, and other muscles of neck.	
Sterno-mastoid, inferior.	Suprascapular.	Sterno-mastoid muscle.	
Stylo-mastoid.	Posterior auricular.	Mastoid cells, tympanic cavity, etc.	Meatal, mastoid, stapedic, tympanic, vestibular, terminal.
subcerebellar.	Basilar.	Inferior and anterior portion of cerebellum.	
Subclavian.	Right, innominate. Left, arch of aorta.	Neck, thorax, arms, brain, meninges, etc.	Vertebral, thyroid axis, internal mammary, superior intercostal.
Subclavian.	Suprascapular.	Subclavius muscle.	
Subclavian, right. A term sometimes given to the innominate.			
Subcostal (or 12th dorsal).	Thoracic aorta.	Intercostal space.	
Subdural. <i>See Meningeal of ascending pharyngeal.</i>			
Subfrontal.	Anterior cerebral.	Olfactory groove.	
Sublingual.	Lingual.	Sublingual gland, side of tongue, and floor of mouth.	Artery of frenum.
Submaxillary. <i>See Glandular.</i>			
Submental.	Facial.	Tissues under jaw.	Muscular, perforating, cutaneous, mental.
Suborbital. <i>See Intra-orbital.</i>			
Subsural. <i>See Sacral, lateral.</i>			
Subscapular.	Axillary.	Subscapularis, teres major, latissimus dorsi, serratus magnus, axillary glands.	Dorsal and infrascapular.
Subscapular.	Posterior scapular.	Subscapular fossa.	
Subscapular.	Suprascapular.	Subscapular fossa.	
Supero-cerebellar. <i>See Cerebellar, superior.</i>			
Supermaxillo-dental. <i>See Dental, superior.</i>			
Suprascapular. <i>See Infrascapular.</i>			
Supra-acromial.	Suprascapular.	Acromial region.	
Supra-dural.	External carotid.	Meninges.	
Supra-hyoid (or hyoid).	Lingual.	Muscles above hyoid bone.	
Supramaxillary. <i>See Dental, superior.</i>			

TABLE OF ARTERIES.—*Continued.*

NAME.	ORIGIN.	DISTRIBUTION.	BRANCHES.
Supraorbital.	Ophthalmic.	Orbit, frontal sinuses, diploë and upper eye-lid.	Periosteal, muscular, diploic, trochlear, palpebral.
Supra-renal, inferior.	Renal.	Supra-renal body.	
Supra-renal, middle (or supra-renal).	Aorta.	Supra-renal bodies.	
Supra-renal, superior.	Phrenic.	Supra-renal bodies.	
Suprascapular (or humeral).	Thyroid axis.	Muscles of shoulder.	Inferior sterno-mastoid, subclavian, nutrient, supra-sternal, acromial, articular, subscapular, supra-spinous and infraspinous.
Supraspinous.	Posterior scapular.	Supraspinous muscles and trapezius.	
Supraspinous.	Suprascapular.	Supraspinatus muscle.	
Suprasternal.	Suprascapular.	Skin of upper part of chest.	
Sural (or muscular).	Popliteal.	Muscles of popliteal space and calf.	
Tarsal, external and internal.	Dorsalis pedis.	Skin and joints, etc., of foot.	
Temporal.	External carotid.	Forehead, parotid gland, masseter, ear.	Parotid, articular, masseteric, anterior auricular, transverse facial, middle, temporal, and anterior and posterior terminal.
Temporal.	Posterior cerebral.	Inferior part of temporal lobe of brain.	
Temporal, deep, anterior.	Internal maxillary.	Anterior part of temporal fossa.	
Temporal, deep, external. See <i>Temporal, deep, anterior.</i>			
Temporal, deep, internal.	See <i>Temporal, deep, posterior.</i>		
Temporal, deep, posterior.	Internal maxillary, pterygoid portion.	Temporal fossa.	
Temporal, frontal. See <i>Temporal, anterior.</i>			
Temporal, middle.	Temporal.	Squamous portion temporal lobe.	
Temporal, posterior.	Superficial temporal.	Side of head and vertex.	
Temporal, superficial.	See <i>Temporal.</i>		
Temporo-occipital.	Posterior cerebral.	Cuneus, lingual, convolution and exterior of occipital lobe.	
Termatic.	Anterior communicating.	Cinerea and callosum.	
Testicular.	Spermatic	Testicle.	
Testicular, great. See <i>Spermatic, internal.</i>			
Testicular, small. See <i>Spermatic, external.</i>			
Thalamic, middle.	Posterior communicating.	Optic thalamus.	
Thoracic, acromial (thoracic axis).	Axillary.	Muscles of shoulder, arm, and chest.	Acromial, humeral, pectoral, clavicular.
Thoracic, alar.	Axillary	Axillary glands	
Thoracic axis. See <i>Thoracic, acromial.</i>			
Thoracic, external. See <i>Mammary, external.</i>			
Thoracic, inferior. See <i>Mammary, external.</i>			

TABLE OF ARTERIES.—*Continued.*

NAME.	ORIGIN.	DISTRIBUTION.	BRANCHES.
Thoracic, internal. <i>See Mammary, internal.</i>			
Thoracic, long (exter-nal mammary).		Pectoral muscles, serratus magnus, mammary and axillary glands.	
Thoracic, short (or Axillary superior).		Intercostal muscles, serratus magnus	
Thoracic twelfth. <i>See Subcostal.</i>			
Thymic.	Internal mammary.	Connective tissue, fat and lymphatics, or mediastinum and thymus.	
Thymic. <i>See Mediastinal.</i>			
Thyroid, ascending <i>See Thyroid, inferior.</i>			
Thyroid axis.	Subclavian.	Shoulder, neck, thorax, spine, cord.	Inferior thyroid, suprascapular and transverse cervical.
Thyroid, deep.	Arch of aorta, innominate (occasional branch).	Same as inferior thyroid.	
Thyroid, descending. <i>See Thyroid, superior.</i>			
Thyroid, inferior.	Thyroid axis.	Larynx, esophagus and muscles of neck.	Muscular, ascending cervical, esophageal, tracheal and inferior laryngeal.
Thyroid, middle. <i>See Thyroidea ima</i>			
Thyroid, superior.	External carotid.	Omo-hyoid, sterno-hyoid, sterno-thyroid, thyroid gland.	Hyoid, sterno-mastoid, superior laryngeal, crico-thyroid.
Thyroidea ima	Innominate (usually).	Thyroid body.	
Thyro-laryngeal.	Thyroid superior.	Larynx and thyroid body.	
Tibial, anterior.	Popliteal.	Leg.	Posterior and anterior tibial recurrent, muscular, internal and external malleolar.
Tibial, anterior, recurrent.	Anterior tibial.	Tibialis anticus muscle.	
Tibial, posterior.	Popliteal.	Leg, heel and foot.	Peroneal, muscular, medullary, cutaneous, communicating, malleolar, calcanean, internal and external plantar.
Tibial, profunda (of foot).	Internal plantar, (innermost branch).	Abductor pollicis muscle	Unites with the plantar pollicar.
Tibial, recurrent, posterior.	Anterior tibial.	Back of knee joint	Anastomoses with the inferior articular arteries of knee.
Tonsillar.	Ascending palatine.	Tonsil and Eustachian tube.	
Tonsillar.	Facial.	Tonsil and root of tongue.	
Tracheal.	Inferior thyroid.	Trachea.	
Trachelo-muscular. <i>See Cervical, inferior.</i>			
Transversalis colli.	Thyroid axis	Neck and scapular region.	Superficial cervical and posterior scapular.
Transversalis humeri <i>See Suprascapular.</i>			
Transverse.	External circumflex.	Muscles of upper part of thigh.	
Transverse. <i>See Pontal.</i>			
Transverse.	Right coronary.	Heart muscle.	

TABLE OF ARTERIES.—*Continued.*

NAME.	ORIGIN.	DISTRIBUTION.	BRANCHES.
Transverse humeral. <i>See Suprascapular.</i>			
Transverse nasal.	Nasal (of ophthalmic)	Root of nose.	
Transverse perineal.	Superficial perineal.	Muscles and integuments of perineum	
Tricipital.	Posterior circumflex.	Triceps muscle (of arm).	
Tympanic. <i>See Glaserian.</i>			
Tympanic.	Ascending pharyngeal.	Tympanum.	
Tympanic.	Middle meningeal.	Tensor tympani.	
Tympanic.	Stylo-mastoid.	Membrana tympani.	
Tympanic.	Vidian.	Tympanum.	
Tubal.	Ovarian.	Fallopian tube.	
Ulnar.	Brachial.	Forearm, wrist, and hand.	Anterior and posterior ulnar recurrent, common interosseous, muscular, nutrient, anterior and posterior ulnar carpal, palmar arch.
Ulnar carpal, anterior and posterior.	Ulnar.	Carpal region.	
Ulnar, recurrent, anterior and posterior.	Ulnar.	Muscles of arm and elbow-joint.	
Ulnocarpal, anterior.	Ulnar.	Muscles of hand.	
Umbilical.	Hypogastric.	Chorionic villi.	
Uncinate.	Posterior cerebral.	Uncinate convolution	
Uracheric.	Superior vesical.	Urachus	
Ureteral.	Ovarian.	Ureter.	
Ureteral.	Renal.	Ureter.	
Ureteral.	Spermatic.	Ureter.	
Ureteric.	Common iliac.	Ureter.	
Ureteric, inferior.	Superior vesical (or uterine).	Ureter and bladder.	
Ureteric, middle.	Of aorta, common iliac, or internal spermatic	Middle part of ureter.	
Ureteric, superior.	Renal.	Upper part of ureter.	
Urethro-bulbar.	<i>See Perineal, transverse</i>		
Uterine.	Internal iliac, anterior branch.	Uterus.	Cervical, vaginal, azygos.
Uterine.	Ovarian.	Uterus.	
Utero-placental.	Uterine.	Gravid uterus and placenta.	
Uveal. <i>See Ciliary, posterior and short.</i>			
Vaginal (2 or 3).	Internal iliac, anterior division.	Vagina.	
Vaginal azygos.	Uterine.	Vagina.	
Vasa brevia.	Splenic.	Stomach.	
Vermiform, inferior.	Cerebellar, posterior inferior.	Vermiform process of cerebellum.	
Vermiform, superior.	Superior cerebellar.	Superior vermiform process of cerebellum.	
Vertebral.	Subclavian.	Neck of cerebrum.	Lateral spinal, muscular, anastomotic, posterior meningeal, posterior and anterior spinal, posterior cerebellar.

TABLE OF ARTERIES.—*Continued.*

NAME.	ORIGIN.	DISTRIBUTION.	BRANCHES.
Vertebral, posterior. <i>See aorta, primitive</i>			
Vesical, inferior.	Internal iliac, anterior division.	Bladder, prostate, seminal vesicles, and vagina (in female).	
Vesical, middle	Superior vesical.	Bladder.	
Vesical, superior.	Internal iliac, anterior division.	Bladder.	Deferential, urachic, ureteric, middle vesical (occasionally).
Vesico-prostatic.	Middle hemorrhoidal.	Prostate and seminal vesicles.	
Vesico-vaginal. <i>See Vagina!</i>			
Vestibular.	Internal auditory.	Membranous labyrinth.	
Vestibular.	Stylo-mastoid.	Vestibule and semicircular canals.	
Vidian.	Internal maxillary.	Roof of pharynx, Eustachian tube, and tympanum.	Pharyngeal, Eustachian, tympanic.
Vitelline. <i>See Omphalo-mesenteric.</i>			
Volar, superficial.	Radial.	Ball of thumb.	Enters into formation of superficial palmar arch.
Volar, superior. <i>See Volar, superficial.</i>			
Xiphoid.	Superior epigastric.	Ensiform cartilage.	
Zygomatico-orbital. <i>See Orbital (of temporal).</i>			

Arthromeningitis (*ar-thro-men-in-jit-tis*) [*ἄρθρον*, a joint; *μνίμηξ*, membrane]. Synovitis.

Arthromere (*ar'-thro-mēr*) [*ἄρθρον*, a joint; *μέρος*, a part]. In biology, one of the rings or somites characteristic of the articulated invertebrates.

Arthron (*ar'-thron*) [*ἄρθρον*, a joint]. A joint; especially a movable joint.

Arthronalgia (*ar-thron-al'-je-ah*). *See Arthralgia.*

Arthroncus (*ar-thron-ús'-kus*) [*ἄρθρον*, a joint; *ὄγκος*, a swelling]. 1. A cartilaginous body such as occasionally forms within the knee-joint. 2. Swelling of a joint.

Arthropathia (*ar-thro-path'-e-ah*). *See Arthropathy.*

A. Tabidorum. *See Charcot's Disease.*

Arthropathics (*ar-thro-path'-iks*) [*ἄρθρον*, a joint; *πάθος*, disease]. Disease of the joints.

Arthropathy (*ar-thr-ŋ'-a-the*) [*ἄρθρον*, a joint; *πάθος*, disease]. 1. Any joint disease. 2. A peculiar disease of the joints similar to rheumatoid arthritis, but, according to Charcot, a distinct disease. It belongs to the prodromal stage of tabes, rapidly destroys the joint, is painless, without fever or inflammation, prefers the large joints, and is connected with hydrarthrosis and swelling of the joints.

Arthrophlogosis (*ar-thro-flō-zō'-sis*) [*ἄρθρον*, joint; *ὄλεθρον*, to burn]. Inflammation of a joint.

Arthrophragm (*ar'-thro-ŋ'-ram*) [*ἄρθρον*, a joint; *οὐράνια*, a fence]. Partitions between the articulations of arthropods.

Arthroplasty (*ar'-thro-plas-tē*) [*ἄρθρον*, a joint; *πλαστική*, to form]. The making of an artificial joint.

Arthropleure (*ar'-thro-plūr*) [*ἄρθρον*, a joint; *πλευρά*, the side]. One of the pleurites or lateral pieces composing a somite of an arthropod.

Arthropodus (*ar-throp'-o-dūs*) [*ἄρθρον*, a joint; *ποῖς*, a foot]. In biology, having jointed legs.

Arthropoyosis (*ar-thro-pōi'-sis*) [*ἄρθρον*, a joint; *πίσις*, suppuration]. Pus-formation in a joint.

Arthrosia (*ar-thrō'-ze-ah*) [*ἄρθρον*, a joint]. Painful inflammatory or other affection of a joint.

Arthrosis (*ar-thrō'-sis*) [*ἄρθρῶσιν*, to fasten by a joint]. Articulation or jointing.

Arthrospore (*ar'-thro-spōr*) [*ἄρθρον*, a joint; *σπόρος*, a seed]. In biology, a spore formed by fission, as opposed to an *endospore*.

Arthrosterigma (*ar-thro-ster-ig'-mah*) [*ἄρθρον*, a joint; *στέρημα*, a support; *πλ.*, *Arthrosterigmata*]. In biology, a jointed sterigma, as in many lichens.

Arthrostome (*ar'-thro-stōm*) [*ἄρθρον*, a joint; *στόμα*, a mouth]. 1. Agassiz's name for the mouth of articulates. Compare *Actinostome*.

Arthrostrinx (*ar-thro-sir'-ingks*) [*ἄρθρον*, a joint; *σῆρυξ*, a pipe]. A fistulous opening into a joint.

Arthrotome (*ar'-thro-tōm*) [*ἄρθρον*, joint; *τομή*, a cutting]. A stout knife used in the surgery of the joints.

Arthrotomy (*ar-thrōt'-ō-mē*) [*ἄρθρον*, a joint; *τέμνειν*, to cut]. Incision of a joint.

Arthrous (*ar'-thrus*) [*ἄρθρον*, a joint]. Pertaining to a joint or joints; jointed.

Arthroxesis (*ar-throk'-es-īs*) [*ἄρθρον*, joint; *ξίσις*, a scraping]. The surgical treatment of an articular surface by scraping.

Artiad (*ar'-te-ād*) [*ἄρτιος*, even]. In chemistry, a term used to designate atoms having an even valence, as oxygen, which is bivalent, iron quadrivalent, and sulphur hexavalent.

Articular (*ar-tik'-u-lar*) [*articularis*, of the joints]. Pertaining to an articulation or joint.

Articulate (*ar-tik'-u-lat*) [*articulare* to divide in joints]. Divided into joints, distinct. **A. Speech**, the communication of ideas by spoken words.

Articulation (*ar-tik-u-l'-'shun*) [*articulus*, a joint]. 1. A joint or arthrosis; a connection between two or more bones, whether allowing movement between them or not. The articulations are divided into: (1) *Synarthroses*, immovable, subdivided into *schondylyses*, or grooved joints, *gomphoses*, in sockets, as the teeth, and *suture*, as in the bones of the skull; (2) *Diarthroses*, or movable joints, subdivided into the *arthrodia*, or gliding joints, the *ginglymus*, or hinge-like, the *enarthroses*, or ball-and-socket joints; (3) *Amphiarthroses*, or those of a mixed type. 2. The enunciation of spoken speech. **A. of Artificial Teeth**, the adjustment and arrangement of one or more artificial teeth, so that it, or they, when placed in the mouth, shall sustain the same relationship to the organs with which they antagonize, when the jaws are closed, as the natural teeth did previous to their loss. **A., Confluent**, the clipping of words, or running together of syllables—a symptom of certain cerebral diseases. **A. of Models**. See *Models for Artificial Teeth, Antagonizing*. **A. Positions**. See *Consonants*. **A. of the Teeth**. See *Teeth, Articulation of*.

Articulator (*ar-tik'-u-la-tor*) [*articulus*, a joint]. An instrument used in mechanical dentistry for holding the models in position while the artificial teeth are being arranged and antagonized upon the plates.

Articuli (*ar-tik'-u-li*). See *Lenticula*.

Articulo mortis, **In** (*ar-tik'-u-lo mor'-tis*) [L.]. At the moment of death. In the act of dying.

Artifact (*ar'-te-fact*) [*arte*, by art; *factum*, made]. In microscopy and histology, a structure that has been produced by mechanical, chemical, or other artificial means; a structure or tissue that has been changed from its natural state.

Artificial (*ar-te-fish'-al*) [*artificialis*]. Made or imitated by art. **A. Anus**, an opening in the abdomen to give exit to the feces; an opening made in case of *imperforate anus*. **A. Crowns**, porcelain crowns of teeth designed to be united to the roots of natural teeth; what is commonly called by the misnomer "pivot tooth." **A. Dentine**, a preparation composed of pure gutta-percha, while in a softened state, mixed with mineral substances, and used for temporary fillings. See *Temporary Stopping*. **A. Eye**, a film of glass, celluloid, rubber, etc., made in imitation of the front part of the globe of the eye and worn in the socket or over a blind eye for cosmetic reasons. **A. Feeding**, the feeding of an infant by other means than mother's milk. Various mixtures and foods are to be had, such as *Meigs's*, *Rotch's*, *Biedert's Mixtures*, etc., *q. v.* See *Table at end of this article*. **A. Joint**, or *false joint*, the non-united ends of a broken bone. **A. Leech**. See *Leech*. **A. Palate**, a mechanical contrivance for supplying the loss of the whole or a portion of the hard or soft palate, or both. **A. Pupil**, removal of a piece of the iris (*iridectomy*, *iridodialysis*, etc.), to allow the light to pass through the opening. **A. Respiration**, the aëration of the blood by artificial means. A method of inducing the normal function of respiration when from any cause it is temporarily in abeyance, as in asphyxia neonatorum, drowning, etc. *Bain's Method*, a modification of Sylvester's method, the axilla itself being seized so that the traction is made directly upon the pectoral muscles. *Byrd's (H. L.) Method*; the physician's hands are placed under the middle portion of the child's back with their ulnar borders in contact and at right angles to the spine. With the thumbs extended, the two extremities of the trunk are carried forward by gentle but firm pressure, so that they form an angle of 45 degrees with each other in the diaphragmatic region. Then the angle is reversed by carrying backward the

shoulders and the nates. *Dew's Method*: the infant is grasped in the left hand, allowing the neck to rest between the thumb and forefinger, the head falling far over backward. The upper portion of the back and scapulae rest in the palm of the hand, the other three fingers being inserted in the axilla of the babe's left arm, raising it upward and outward. The right hand grasps the babe's knees, and the lower portion of the body is depressed to favor inspiration. The movement is reversed to favor expiration, the head, shoulders, and chest being brought forward and the thighs pressed upon the abdomen. *Fores's Method*: the child is placed on its face and quick, violent pressure is made on the back; then it is placed in a pail of hot water, and the hands carried upward until the child is suspended by its arms, and mouth-to-mouth insufflation is practised; the arms are then lowered and the body doubled forward; these movements are repeated at the rate of 40 per minute. *Hull's Method*: by turning the body alternately upon the side or face to compress the chest, and then upon the back to allow the lungs to expand. *Howard's Method*: by pressure upon the lower ribs every few seconds. *Pacini's Method*: for resuscitating asphyxiated infants. The child lying on its back, the operator stands at its head, and grasps the axilla, pulling the shoulders forward and upward to compress the thorax, and allowing them to fall in order to expand the chest. *Satterthwaite's Method*: pressure upon the abdomen alternating with relaxation to allow descent of the diaphragm. *Schroder's Method*: the babe while in a bath is supported by the operator on the back, its head, arms, and pelvis being allowed to fall backward; a forceful expiration is then effected by bending up the babe over its belly, thereby compressing the thorax. *Schultze's Method*: the child is seized from behind with both hands, by the shoulders, in such a way that the right index finger of the operator is in the right axilla of the child from behind forward, and the left index finger in the left axilla, the thumbs hanging loosely over the clavicles. The other three fingers hang diagonally downward along the back of the thorax. The operator stands with his feet apart and holds the child as above, practically hanging on the index fingers in the first position, with the feet downward, the whole weight resting on the index fingers in the axilla, the head being supported by the ulnar borders of the hands. This is the first inspiratory position. At once the operator swings the child gently forward and upward. When the operator's hands are somewhat above the horizontal the child is moved gently, so that the lower end of the body falls forward toward its head. The body is not flung over, but moved gently until the lower end rests on the chest. In this position the chest and upper end of the abdomen are compressed tightly. The child's thorax rests on the tips of the thumbs of the operator. As a result of this forcible expiration the fluids usually pour out of the nose and mouth of the infant. The child is allowed to rest in this position (the first expiratory position) about one or two seconds. The operator gradually lowers his arms, the child's body bends back, and he again holds the infant hanging on his index fingers with its feet downward; this is the second inspiratory position. These movements are repeated 15 to 20 times in the minute. *Sylvester's Method*, chiefly by movements of the arms. This method is valueless in asphyxia neonatorum, owing to non-development of the pectoral muscles. **A. Urticaria**, a condition much resembling that seen in the *autographic skin q. v.* **A. Vitreous**. See *Evisceration*.

ARTIFICIAL FEEDING OF INFANTS.

TABLE OF QUANTITY REQUIRED

AGE.	INTERVAL.	NUMBER OF FEEDINGS IN 24 HOURS.	AMOUNT OF FOOD AT EACH FEEDING.	TOTAL AMOUNT IN 24 HOURS.
1st week,	2 hours.	10	1 oz.	10 ozs.
2d to 4th week,	2 "	9	1½ ozs.	13½ "
2d to 3d month,	3 "	6	3 "	18 "
3d to 4th month,	3 "	6	4 "	24 "
4th to 5th month,	3 "	6	4-4½ "	24-27 "
6th month,	3 "	6	5 "	30 "
8th month,	3 "	6	6 "	36 "
10th month,	3 "	5	8 "	40 "

Artus (*ar'-tus*) [L.; *pl.*, *Artus*]. A joint; a limb; the joints collectively.

Aryepiglottic (*ar-ē-ep-e-glōt'-ik*). Same as *Arytenoepiglottic*.

Arytenoepiglottic (*ar-i'-ten-o-ep-e-glōt'-ik*) [*ἀριτίνα, a pitcher; εἶδος, likeness; ἐπι, upon; γλωττίς, glottis*]. Relating to an arytenoid cartilage and to the epiglottis; as the aryteno-epiglottic fold (or folds), consisting of a fold of mucous membrane that extends from either arytenoid cartilage to the epiglottis.

Arytenoid (*ar-i'-ten-oid*) [*ἀριτίνα, a pitcher; εἶδος, likeness*]. Resembling the mouth of a pitcher. **A. cartilages**, two cartilages of the larynx regulating, by the means of the attached muscles, the tension of the vocal cords. **A. Glands**, muciparous glands found in large numbers along the posterior margin of the aryteno-epiglottidean fold in front of the arytenoid cartilages. **A. Muscle**, arises from the posterior surface of one arytenoid cartilage and is inserted into the corresponding parts of the other. It is composed of three planes of fibers, two *oblique* and one *transverse*. It draws the arytenoid cartilages together.

Arythmia (*ar-ith'-me-ah*). See *Arrhythmia*.

Arythmic (*ar-ith'-mik*). See *Arrhythmic*.

Asa (*ā'-sah*) [Pers., *asā*, mastic]. A gum. **A. dulcis**, benzoin; also the drug called *la-er*.

Asafetida (*as-a-fet'-id-ah*) [*asa, gum; fetida, stinking*]. A resinous gum obtained from the root of *Ferula fetida* and *F. scordosoma*. It is somewhat soluble in alcohol and forms an emulsion with water. Its properties are due to *allyl sulphid*, $C_6H_{10}S$. It is a powerful antispasmodic, stimulant, and expectorant, and is very serviceable in hysteria and bronchial affections. Dose gr. v-xx. **A. tinct.**, strength 20 per cent. Dose ʒss-ij. **A. emplastrum**, asafetida ʒss, lead plaster ʒss, galbanum 1ʒ, yellow wax 1ʒ, alcohol 120 parts. **A., Enema** (B. P.), asafetida and distilled water. **A., Emulsum**, a 4 per cent. emulsion. Dose ʒss-ʒij. **A. et magnesiæ mist.**, Dewees's carminative, magnesium carb. ʒ, tinct. asafetida ʒ, tinct. opii 1, sugar 10, aq. dest. ad 100 parts. Dose ʒss-ʒss. **A. pilulæ**, contain each gr. iij of asafetida and gr. j of soap. Dose j-iv. **A. et Aloes pil.**, have gr. 1½ of each ingredient. **A. pil. comp.** (B. P.), *Galbani pil. comp.*, See *Galbanum*. *Ammoniac fetidus spt.*, contains asafetida 1½, liq. ammoniac fort. 2, spirit 20 parts. Dose ʒss-j. Unof.

Asagrae, or **Asagræa** (*as-a-græ'-ah*) [Asa Gray, an American botanist]. A genus of melanthaceous herbs. **A. officinalis**. See *Cobadilla*.

Asak (*as'-ak*). See *Saraca indica*.

Asaphatum (*as-af'-at-um*) [Arab.]. An old name for comedones.

Asaphia (*as-af'-i'-ah*) [*ἀσάφεια, indistinctness*]. Indistinctness of utterance, especially that due to cleft palate.

Asaprol (*as'-ap-rol*), $Ca(OH.C_{10}H_6SO_3)_2, 3Aq$. Calcium-3-naphthol-*a*-mono-sulphonate, a substance readily soluble in water and alcohol, and recommended as an antiseptic in 5 per cent. solution. It is also used in acute articular rheumatism in doses of from 15 to 60 grains.

Asarabacca (*as-ar-ab-ak'-ah*) [*ἀ priv.; σείρα, a band; bacca, a berry*]. The plant *Asarum europæum*, an errhin, aperient, and emetic. Unof.

Asarcia (*ah-sar'-se-ah*) [*ἀ priv.; σάρξ, flesh*]. Emaciation; leanness.

Asarin (*as'-ar-in*). Same as *Asarone*.

Asarkia (*ah-sar'-ke-ah*). See *Asarcia*.

Asarol (*as'-ar-ol*) [*ἀσάρον, asarabacca; oleum, oil*], $C_{10}H_{16}O$. A camphor-like body derived from asarum.

Asarone (*as'-ar-on*) [*ἀσάρον, asarabacca*], $C_{20}H_{26}O_5$. Asarin. The solid component of the oil from *Asarum europæum*. It forms monoclinic prisms, melting at 61°, and boils at 295°. It has an aromatic taste, and smells like camphor.

Asarum (*as'-ar-um*) [*ἀσάρον, asarabacca*]. A genus of aristolochiaceous plants. **A. europæum** has diaphoretic, emetic, purgative, and diuretic qualities, but is now little used except in veterinary practice. **A. canadense**, called wild ginger, Canada snakeroot, with other N. American species, are used chiefly in domestic practice. *A. canadense* is a fragrant, aromatic stimulant. Dose of fld. ext. ʒ xv-ʒss. Unof.

Asbestos (*as-bes'-tos*) [*ἀσβεστος, unquenchable*]. A mineral more or less flexible and fibrous. It is used in mechanical dentistry, mixed with plaster, as a substitute for sand, to form the investment preparatory to soldering. In surgery, it has also a limited use.

Ascariasis (*as-kar'-i'-as-is*) [*ἀσκαρίων, to jump*]. The symptoms produced by the presence of ascarides in the gastro-intestinal canal.

Ascaricide (*as-kar'-is-id*) [*ascaris, a mite; cadere, to kill*]. A medicine that kills ascarides.

Ascarides (*as-kar'-id-ēz*). See *Thread-worms*.

Ascariasis (*as-kar-id'-i'-as-is*) [*ἀσκαρίων, to jump*]. The presence of ascarides in the intestine.

Ascaris (*as'-kar-is*) [*ἀσκαρίων, to jump; pl., Ascarides*]. A genus of the family *Ascaridae*. Parasitical worms inhabiting the bodies, and especially the intestines, of most animals. **A. lumbricis**, is found in the ox, hog and man. It inhabits the small intestine, especially of children. **A. mystax**, the round-worm of the cat, and **A. alata** have rarely been found in man. **A. vermicularis**, a synonym of *Oxyuris vermicularis*. See *Parasites, Table of*.

Ascending (*as-end'-ing*) [*ascendere, to rise*]. Taking an upward course (as parts of the aorta, and colon, and as one of the venæ cavæ). **A. Current**, in electricity, one going from the periphery to a nerve-center. **A. Metamorphosis**. Same as *Anabolism*. **A. Paralysis**. See *Paralysis*.

Ascherson's Vesicles. The peculiar small globules formed when oil and an albuminous fluid are agitated together. Formerly thought to be cells.

Ascheturis (*as-ket-u-rē'-sis*) [*ἀσχυρος, restless; ἀφύσσις, urination*]. An uncontrollable desire to urinate; irrepressible urination.

Aschistodactylism (*as-kis-to-dak'-til-izm*) [*ἀσχιστος, uncloven; δάκτυλος, a finger*]. A synonym of *Syndactylism*.

Ascia (*as'-se-ah* or *as'-ke-ah*) [*à* priv.; *σκιά*, shadow]. *Fascia spiralis*; *dolabra currens*; a spiral bandage applied without reverses, each turn of which overlaps the preceding for about a third of its width. *Dolabra repens*, is the same as the preceding, in which, however, the spirals are formed more obliquely, and do not overlap each other, but are separated by a greater or less interval.

Ascidium (*as-id'-e-um*) [*ἄσκιδιον*, dim. of *ἄσκος*, a wine-skin]. In biology, a pitcher, or a pitcher-shaped organ, as in the pitcher plant or bladder wort.

Asciferous (*as-ij'-er-us*) [*ἄσκος*, a bladder (spec., a spore case); *φέρω*, to bear]. Producing ascii.

Ascigerous (*as-ij'-er-us*) [*ascus*, a spore case; *γενερέω*, to bear]. Ascus bearing.

Ascites (*as-i'-tes*) [*ἄσκιτης*, a kind of dropsy; from *ἄσκος*, a bag]. An abnormal collection of serous fluid in the peritoneal cavity; dropsy of the peritoneum. It is either local in origin or a part of a general dropsy. The *ascitic fluid* is usually clear, yellow, coagulating on standing, and if renal in origin contains urea. It may be turbid, blood-stained, and contain lymph-particles or shreds. There is a uniform enlargement of the abdomen, fluctuation, percussion-dulness, etc. **A. adiposus**. A milky appearance of ascitic fluid due to the presence in it of numerous cells that have undergone fatty degeneration and solution. It is seen in certain cases of cancer, tuberculosis, or chronic inflammation of the peritoneum. **A. chylosus**. The presence of chyle in a greater or less degree of purity in ascitic fluid. It follows rupture of the chyle duct.

Ascitic, Ascitical (*as-it'-ik, as-it'-ik-al*) [*ἄσκιτης*, a kind of dropsy]. Pertaining to or affected with ascites.

Asclepiad (*as-ke'-pe-ad*) [*Ἀσκληπιάδης*, a Greek poet]. In ancient Greece, any priest of Asclepias (Esculapius), of the family or class that claimed descent from that hero or demigod. The Asclepiads were also physicians, at least in some period of their history.

Asclepiadin (*as-ke'-pi'-ad-in*) [*ἄσκληπιϊν*]. A bitter glucosid obtainable from various species of *Asclepias*. It is poisonous, with emetic, purgative, and sudorific effects. Unof.

Asclepias (*as-ke'-pe-as*) [*ἄσκληπιός*]. Pleurisy Root. The root of *Asclepias tuberosa*. A popular remedy in the Southern States for pleurisy. A powerful diaphoretic and a moderate emetic and cathartic. The infusion recommended has a strength of $\frac{\text{ʒj}}$ of the powdered root to $\frac{\text{ʒ}}$ xxij of water. Dose, a teacupful every 3 or 4 hours. Also, **A. curassavica**. Blood-flower, an herb common to tropical America; astringent, styptic, and antihelmintic against the tapeworm. A popular remedy for checking capillary hemorrhage. Dose of fld. ext. $\frac{\text{ʒj}}$ -ij; of the drug, gr. xx-xl. Unof. Many other species of this genus have active medicinal qualities, at present but little understood. **A., Ext., Fld.**, the fluid extract. Dose $\frac{\text{ʒ}}$ i-ij.

Asclepin (*as-ke'-pin*) [*ἄσκληπιός*]. 1. A poisonous principle obtainable from asclepiadin by the separation of glucose from the latter. It is a heart paralyzant, with reputed alterative, purgative, and diaphoretic effects. It is offensive to the taste and smell. Unof. 2. The precipitate from a tincture of *Asclepias tuberosa*; alterative, evacuant, tonic, sedative. Dose grs. ij-iv. Unof.

Ascocarp (*as'-ko-karp*) [*ἄσκος*, a bag; *καρπός*, fruit]. In biology, the organ that in Ascomycetes and Lichenes produces ascospores.

Ascococcus (*as-ko-kok'-us*) [*ἄσκος*, a leather bag; *κόκκος*, a kernel]. A genus of the family of Schizomycetes. The ascococci are microorganisms made up of round or ovoid cells; with elements united in massive colonies, surrounded by tough, thick, gelatin-

ous envelops. **A. Billrothii**, found in putrefied meat; its natural habitat is the air; zymogenic, probably not pathogenic. See *Bacteria*, Table of.

Ascogenuous (*as-koj'-en-us*) [*ἄσκος*, a bag; *γενεή*, producing]. In biology, producing ascii.

Ascogonium (*as-ko-jo'-ne-um*) [*ἄσκος*, a bag; *γονίον*, producing]. In biology, the cork-screw-shaped female organ of the mould-fungi. It is formed by several fine branches given off from a mycelium; an archicarp, or, generally, an imperfectly developed carpogonium.

Ascomyceter (*as-ko-mi'-se-ter*) [*ἄσκος*, a bag; *μύκης*, mushroom]. In biology, a group of fungi including morchella, helvella, leotia, etc., which have cup-shaped depressions, lacunae, and sinuosities. *Aspergillus*, penicillium, and odium belong here.

Ascophora (*as-kojff'-o-rah*) [*ἄσκος*, a bag; *σπεῖν*, to bear]. A genus of fungi. **A. elegans**, a vegetable growth occasionally found in the ear; bread-mould. **A. mucedo**, a microscopic fungus, of which the mould of bread is an example.

Ascophore (*as'-ko-fo-r*) [*ἄσκος*, a bag; *σπεῖν*, to bear]. The spore-bearing stage, surface, or hyphae of a fungus.

Ascospore (*as'-ko-spo-r*) [*ἄσκος*, a bag; *σπóρoν*, seed]. In biology a spore produced by or in an ascus.

Ascus (*as'-kus*) [*ἄσκος*, a bag, or bladder]. In biology, the characteristic spore case of some fungi and lichens, usually consisting of a single terminal cell containing eight spores.

Ascyphous (*as'-ij-us*) [*à* priv.; *σκύφος*, a cup]. In botany, without *scyphi* or cup-shaped fruiting organs, as some lichens.

Ascretory (*ah-se'-kret-o-re*) [*à* priv.; *secretus*, separate]. Dry; without secretion.

Asellus (*as-el'-us*) [L.]. An old name for the cod. *Oleum jecinoris aselli*, cod-liver oil.

Asemasia (*as-em'-a-se-ah*) [*à* priv.; *σημασία*, a signaling]. Absence of the power to communicate either by signs or language.

Asemia (*ah-se'-me-ah*) [*à* priv.; *σημα*, a sign]. In ability to form, express, or understand any sign, token, or symbol of thought or feeling, whether speech, writing or gesture.

Asepsable (*ah-sep'-sa-bl*) [*à* priv.; *σῆψις*, putrefaction]. A less correct form of the word Aseptizable.

Asepsin (*ah-sep'-sin*). See *Antisepsin*.

Asepsis (*ah-sep'-sis*) [*à* priv.; *σηψεν*, to putrefy]. The condition of non-putrefaction; absence of all septic material or pathogenic microorganisms.

Aseptic (*ah-sep'-tik*) [*à* priv.; *σῆψις*, putrefaction]. Free from pathogenic bacteria, or septic matter. The antiseptic treatment of wounds, including aseptic and antiseptic dressings, renders the wound aseptic.

Asepticism (*ah-sep'-tis-i-zm*) [*à* priv.; *σηψισ*, septic]. The doctrine or principles of aseptic surgery.

Asepticity (*ah-sep'-tis-ut-e*) [*à* priv.; *σηψισ*, septic]. Quality of being aseptic.

Aseptize (*ah-sep'-tis-i-z*) [*à* priv.; *σηψισ*, septic]. To render aseptic; to free from the power of conveying septic poison.

Aseptin (*ah-sep'-tin*) [*à* priv.; *σηψισ*, septic]. A secret preparation containing boric acid, used for preserving articles of food.

Aseptizable (*ah-sep'-tiz-a-bl*) [*à* priv.; *σηψισ*, septic]. Susceptible of being rendered aseptic.

Aseptol (*ah-sep'-tol*) [*à* priv.; *σηψισ*, septic]. $C_6H_6SO_4$. Sulphocarbolic acid; sozolic acid. A reddish liquid, with an odor of carbolic acid, recommended as a disinfectant and anti-septic. It is used externally (1:1000), and internally in about the same dose as carbolic acid.

Asexual (*ah-sek'-u-al*) [*à* priv.; *sexus*, sex]. Without sex; non-sexual.

- Ash** (*ash*) [ME. *asch*]. See *Fraxinus*. **A. manna**. See *Fraxinus*. **A., Poison**. See *Chionanthus*. **A., Prickly**. See *Xanthoxylum*.
- Asialia** (*as-eal'-le-ah*) [*á* priv.; *σπίρα*, spittle]. Defect or failure of the secretion of saliva.
- Asialorrhæa** (*as-eal'-or'-sh-ah*). Same as *Asialia*.
- Asiatic** (*as-eat'-i-ik*) [Asia]. Pertaining or belonging to Asia. **A. Cholera**. See *Cholera*. **A. Pill**, a method of administering arsenic in skin diseases. The formula is, ar-ensious acid gr. ij; black pepper, powdered licorice, each gr. xxxij; mucilage q. s. M. et ft. pil. no. xxxij. S. One to be taken t. d. after meals.
- Asimina** (*as-im-é-náh*) [L.]. A genus of trees. **A. triloba**. The papaw or pawpaw tree of North America, bearing an edible fruit.
- Asiminin** (*as-im'-in-in*) [*asimina*]. An alkaloid derived from the seeds of *Asimina triloba*. It has active medicinal properties but is not much used. Unof.
- Asitia** (*ah-sit'-sh-ah*) [*á* priv.; *σσις*, food]. The want of food. Also a loathing for food.
- Asmigmatia** (*ah-smeg'-mat'-she-ah*) [*á* priv.; *σπίγμα*, an unguent]. Deficiency or lack of smegma.
- Asomata** (*ah-sé'-mat'-ah*) [*á* priv.; *σώμα*, body]. A species of omphalositic monster characterized by an absence of the trunk. The head is never well-formed, and the vessels run from it to the placenta in the membranes. Beneath the head is a sac in which rudiments of body organs may be found. This is the rarest form of omphalositic. Also called *Acardiacus acormu*.
- Asomia** (*ah-sé'-me-ah*). See *Acormus*.
- Aspalasoma** (*as-pal-as'-d-mah*) [*ἀσπλάζω*, mole; *σώμα*, body]. A variety of single autositic monsters of the species celosoma, in which there is a lateral or median eventration occupying principally the lower portion of the abdomen, with the urinary apparatus, the genital apparatus, and the rectum opening externally by three distinct orifices.
- Asparagin** (*as-par'-ag-in*) [*ἀσπαραγός*, asparagus], $C_4H_8N_2O_4 \cdot H_2O_2$. An alkaloid isomeric with malamid. It is found in the seeds of many plants, in asparagus, beet root, peas and beans. It forms shining, four-sided, rhombic prisms, readily soluble in hot water, but not in alcohol or ether. It is an amid of aspartic acid, and forms compounds with both acids and bases. It is diuretic and sedative to the circulation. Dose gr. j-vj.
- Asparagus** (*as-par'-ag-us*) [*ἀσπαραγός*, asparagus]. The green root of *Asparagus officinalis*, a mild diuretic. Dose of fld. ext. $\bar{5}$ ss-j. Unof.
- Aspartic Acid** (*as-par'-tik*). See *Acid*.
- Asper-artery** (*as'-per-ar'-ter-é*) [*arteria aspera*, rough artery]. The trachea.
- Aspergilliform** (*as-per-jill'-if-orm*) [*aspergere*, to sprinkle; *forma*, shape]. In biology, shaped like the brush used to sprinkle holy water; as the stigmas of many grasses.
- Aspergillus** (*as-per-jill'-us*) [*aspergere*, to scatter]. A nominal genus of fungi, probably containing only the conidial forms of *Eurotium*. **A. auricularis**, a fungus found in the wax of the ear. **A. fumigatus**, found in the ear, nose, and lungs. **A. glaucus**, the bluish mould found, e. g., upon dried fruit. **A. mucoroides**, a species found in tuberculous or gangrenous lung tissue.
- Aspergillusmycosis** (*as-per-jill'-u-mi-ko'-sís*). See *Otomycosis*.
- Asperifoliate** (*as-per-if-é-ly-ah*) [*asper*, rough; *folium*, a leaf]. With leaves producing a sensation of roughness when handled.
- Aspermatia** (*ah-sper-mat'-she-ah*) [*á* priv.; *σπίρμα*, seed]. Aspermatism.
- Aspermatic** (*ah-sper-mat'-ik*) [*á* priv.; *σπίρμα*, seed]. Affected with or relating to aspermatism.
- Aspermatism** (*ah-sper'-mat-izm*) [*á* priv.; *σπίρμα*, seed]. Non-emission of semen, whether owing to non-secretion or non-ejaculation.
- Aspermous** (*ah-sper'-mus*) [*á* priv.; *σπίρμα*, seed]. Without seed.
- Aspersio** (*as-per'-zhun*) [*aspersio*, *aspergere*, to sprinkle]. Treatment of disease by sprinkling with a medicinal agent, or by dropping a medicine slowly upon the body or part affected.
- Asperula** (*as-per'-u-lah*) [L.]. A genus of rubiaceous plants, of which the European woodruff (*A. odorata*) is an example. This plant is a fragrant aromatic, rich in coumarin, and has diaphoretic and astringent qualities. The *Maitrank* or *Maitwein* of the Germans is flavored with this herb. Unof.
- Asphalt** (*as'-falt*) [*ἀσφαλτος*, bitumen]. Bitumen (*q. v.*). Asphalt is now scarcely used in medicine, but a varnish prepared with it is employed in making cells for use in microscopy.
- Asphyctic** (*as-fik'-tik*), or **Asphyctous** (*as-fik'-tus*) [*á* priv.; *σφίσις*, pulsation]. Affected with asphyxia.
- Asphyxia** (*as-fiks'-e-ah*) [*á* priv.; *σφίσις*, the pulse]. The effect upon the body of the non-oxygenation of the blood; the suspension of vital phenomena when the lungs are deprived of air. The excess of carbon dioxide in the blood at first stimulates, then paralyzes the respiratory center of the medulla. Artificial respiration is therefore required in cases of sudden asphyxia. Asphyxia is characterized by extreme lividity of the features, and prominence of the eyeballs, with obstruction to respiration. It is the cause of death in suffocation, drowning, obstruction of the larynx, etc. **A. neonatorum**, the inability of new-born infants to begin respiration spontaneously, or to continue it.
- Asphyxiant** (*as-fiks'-e-ant*) [*ἀσφύκτος*, pulseless]. 1. Producing asphyxia. 2. An agent capable of producing asphyxia.
- Asphyxiate** (*as-fiks'-e-at*) [*á* priv.; *σφίξεν*, to pulsate]. To produce or cause asphyxia; to suffocate, or to nearly suffocate.
- Aspic** (*as'-pik*) [*á* and *spic*, lavender spike]. The great lavender, or spike lavender, *Lavandula spica*. Its oil is at present used in veterinary practice and occasionally in liniments. Unof.
- Aspidium** (*as-pid'-e-um*) [L.; *gen. Aspidii*]. A genus of ferns; known as shield ferns. There are many recognized species. The rhizome of *Dryopteris filix mas*, and of *D. marginalis* or male fern. Its properties are due to a resin containing flicic acid. It is valuable chiefly as a vermicide against tapeworm. Dose $\bar{5}$ ss- $\bar{5}$ ss. **A., Oleoresina**, an ethereal extract. Dose $\bar{5}$ ss-j. **Ext., flicis Liq.**, (B. P.). Dose \mathfrak{M} xv- $\bar{5}$ j.
- Aspidosamin** (*as-pid-ós'-am-in*) [*ἀσπίς*, a shield; *σπίρμα*, a seed]. $C_{22}H_{12}N_2O_2$. A basic principle, from quebracho bark. Emetic. Unof.
- Aspidosperma** (*as-pid-o-sper'-mah*) [*ἀσπίς*, a shield; *σπίρμα*, seed]. The bark of *Aspidosperma quebracho-blanco*. **A., Ext., Fld.**, an alcoholic preparation. Dose $\bar{5}$ j.
- Aspidospermatin** (*as-pid-o-sper'-mat-in*) [*ἀσπίς*, a shield; *σπίρμα*, seed]. A basic substance, from quebracho bark, said to be isomeric with aspidosamin and to depress the temperature when administered. Unof.
- Aspidospermin** (*as-pid-o-sper'-min*) [*ἀσπίς*, shield; *σπίρμα*, seed]. $C_{22}H_{12}N_2O_2$. An alkaloid extracted from Quebracho, *q. v.* (*Aspidosperma quebracho*). It has the general effects of quebracho. Unof.
- Aspirate** (*as'-pir-at*) [*ad. to; spirare*, to breathe]. Any consonant sound that is aspirated or pronounced with a rough breathing. See *Consonants*.

Aspiration (*as-pir-a'-shun*) [*ad.*, to; *spirare*, to breathe]. Used as a synonym of inspiration, also of imbibition. The act of using the aspirator. A method of withdrawing the fluids and gases from a wound, organ or cavity. **A. of Cataract Extraction.** See *Extraction of Cataract, Suction Method*. **A. Theory** (of **Weber and Hasner**), the theory that accounts for the transmission of tears into the nose by suction into the lachrymal sac through the rarefaction of the air in the nose during inspiration.

Aspirator (*as'-pir-a-tor*) [*ad.*, to; *spirare*, to breathe]. An instrument for withdrawing the contents of an abscess, tumor, etc., without the admission of air.

Asplenium (*ah-spl'e-ne-um*) [*û* priv.; *σπλήν*, spleen; a plant of this name was once thought to destroy the spleen]. A genus of ferns called spleen-worts, or milkwastes. **A. ceterach** and **A. filix-femina** formerly had a great repute as medicines, but are now little used. Unof.

Asporogenic (*ah-spor-o-jeu'-ik*) [*û* priv.; *σπορά*, seed; *γέρω*, producing]. Not reproducing by means of spores; not producing spores.

Assafetida (*as-a-fet'-id-ah*). See *Asafetida*.

Assalini's Operation. See *Operations, Table of*.

Assault (*as-aw'lt*) [*assalire*, to assail]. An attack. **A., Criminal**, in medical jurisprudence, the touching or attempting to touch, on the part of a male, any of the sexual organs (the breasts included) of a female, against her will, even though they be covered by clothing.

Assibilation (*as-ib-il-a'-shun*) [*assibilare*, to whisper to]. The utterance of sounds with a sibilant or hissing quality.

Assideration (*as-id-er-a'-shun*) [*ad.*, intensive; *sideratio*, an evil influence]. In forensic medicine, infanticide by immersing in ice-water.

Assimilable (*as-im'il-a-bl*) [*assimulare*, to make like]. Capable of being assimilated; nutritious.

Assimilation (*as-im-il-a'-shun*) [*assimulare*, to make like]. The process of transforming food into such a nutrient condition that it is taken up by the circulatory system, to form an integral part of the economy; synthetic or constructive metabolism; anabolism. In biology, the formation of carbohydrate from water and carbon dioxide by the agency of chlorophyll. **A., Mental**, the mental reception of impressions and their assignment by the consciousness to their proper place. **A., Primary**, that concerned in the conversion of food into chyle and blood. **A., Secondary**, that relating to the formation of the organized tissues of the body.

Associated (*as-o'-se-a-ted*) [*associatus*, united]. Joined. **A. Antagonist.** See *Antagonist*. **A. Movements**, coincident or consensual movements of other muscles than the leading one, and which by habit or unity of purpose are involuntarily connected with its action. Both eyeballs move alike in reading, though one be a blind eye. Movement of the normal arm will sometimes produce slight motion of the opposite paralyzed arm. Uniformity of innervation is usually the cause of these movements. **A. Paralysis**, a common paralysis of associated muscles.

Assurgent (*as-er'-jeut*). See *Ascending*.

Assurin (*as'-u-rin*), $C_{16}H_{14}N_2P_2O_6$. A name given by Thudichum to a complex substance occurring in brain tissue, classed as a di-nitrogenized diphosphatid.

Astacolith (*as-tak'-o-lith*) [*ἀστακός*, a lobster; *λίθος*, a stone]. A concretion obtainable from the stomach of a European craw-fish, *Astacus fluviatilis*, and often gathered from brooks. These are called *Crabs' Eyes*, and *Eye-stones*, *q. v.*

Astasia (*as-ta'-se-ah*) [*û* priv.; *στένω*, standing]. Motor incoordination for standing. See *Abasia*. **A.**

Abasia, a symptom consisting in inability to stand or walk in a normal manner.

Asteatodes (*as-te-at-o'-des*) [*û* priv.; *στέαρ*, tallow; *ώδης*, fullness]. Deficient in the secretion of the sebaceous glands.

Asteatosis (*as-te-at-o'-sis*) [*û* priv.; *στέαρ*, tallow; *ώδης*, fullness]. 1. A deficiency or absence of the sebaceous secretion. 2. Any skin disease (as xeroderma) characterized by scantiness or lack of the sebaceous secretion. **A. cutis**, a condition of diminished sebaceous secretion, as the result of which the skin becomes dry, scaly, and often fissured.

Aster (*as'-ter*) [*aster*, a star]. 1. An extensive genus of composite flowered plants, mainly N. American. **A. cordifolius** is a nervin and antispasmodic. **A. pumiceus** is stimulant and diuretic. Unof. 2. See *Karyokinesis, Mother-star, Dyaster, Amphiaster*, and *Cyaster*.

Asterion (*as-te'-re-on*). See *Cranimetric Point*.

Asternal (*ah-ster'-nal*) [*û* priv.; *στέρον*, the breast bone]. Not connected with the sternum. **A. Ribs**, the five lower pairs, because not joined directly to the sternum.

Asternia (*ah-ster'-ne-ah*) [*û* priv.; *στέρον*, the breast-bone]. Absence of the sternum.

Asteroid (*as'-ter-oid*) [*ἀστέρη*, a star; *ειδής*, resemblance]. 1. Shaped like a star. 2. In biology, with radiate lobes.

Asthenia (*as-the'-ne-ah*, or *as-theu'-il-ah*) [*ἀσθένεια*; *û* priv.; *σθένος*, strength]. General loss or absence of strength; adynamia.

Asthenic (*as-theu'-ik*) [*û* priv.; *σθένος*, strength]. Characterized by asthenia.

Asthenometer (*as-theu'-om'-et-er*) [*ἀσθένεια*, want of strength; *μέτρον*, a measure]. An instrument for detecting and measuring asthenia; especially, a device for measuring muscular asthenopia.

Asthenopia (*as-theu'-o'-po-ah*) [*û* priv.; *σθένος*, strength; *ὄψ*, eye]. Weakness, speedy fatigue of the ocular muscles or visual powers, due to errors of refraction, insufficiency, over-use, anemia, etc. **A., Accommodative**, due to hyperopia, astigmatism, or a combination of the two, producing strain of the ciliary muscle. **A., Muscular**, due to weakness, incoordination (heterophoria), or strain of the external ocular muscles. **A., Retinal, or Nervous**, a rare variety, caused by retinal hyperesthesia, anesthesia, or other abnormality, or by general nervous affections.

Asthenopic (*as-theu'-o'-p'-ik*) [*û* priv.; *σθένος*, strength; *ὄψ*, eye]. Characterized by asthenopia.

Asthma (*as'-mah*) [*ἀσθμα*, panting]. Paroxysmal or intermittent dyspnea, generally accompanied by cough, bronchial secretion, and a feeling of constriction and suffocation. The etiology is obscure, being ascribed to heredity, nasal disease, gout, exhalations of plants and atmospheric impurities, colds, etc. It is undoubtedly a neurosis, the spasm of the muscular tissue of the bronchial tubes being due either to central or to peripheral nervous irritation. The duration of a paroxysm may be from two to six hours to four or five nights. When dependent upon disease of the heart, the kidneys, stomach, thymus, etc., it has been designated, *cardiac, renal, peptic, thymic*, etc. **A. convulsivum**. Synonym of *Bronchial Asthma*. **A. Crystals**, acicular crystals contained in the sputum of asthmatic patients. **A. dyspepticum**, is due to nervous reflexes through the vagus. **A., Grinders'**. Same as *Fibroid Phthisis*. **A., Hay**. See *Hay Fever*. **A., Heberden's**, angina pectoris. **A., Köpp's**, spasm of the glottis. **A., Marine**. See *Beriberi*. **A., Millar's**. See *Laryngismus stridulus*. **A., Miner's**. See *Anthracois*. **A. nervosum**

Synonym of *Bronchial Asthma*. **A., Thymic**. Synonym of *Laryngismus stridulus*. **A. uteri**. Synonym of *Hysteria*.

Asthmatic (*az-mat'ik*) [*ἀσθμα*, panting]. Relating to or affected with asthma.

Astigmagraph (*as-tig'-ma-graf*) [*ἀ* priv.; *στίγμα*, a point; *γράφω*, to write]. An instrument for illustrating the phenomena of astigmatism.

Astigmatic (*a-tig-mat'ik*) [*ἀ* priv.; *στίγμα*, a point]. Pertaining to or affected with astigmatism.

Astigmatism (*as-tig'-mat-izm*) [*ἀ* priv.; *στίγμα*, a point, because rays of light from a point are never brought to a point by the refractive media of the eye]. That condition of the eye wherein homocentric rays of light are not brought to a focus by the media. It is usually due to inequality of curvature of the different meridians of the cornea (**corneal A.**), but may be caused by imperfections of the lens (**lenticular**), unequal con-

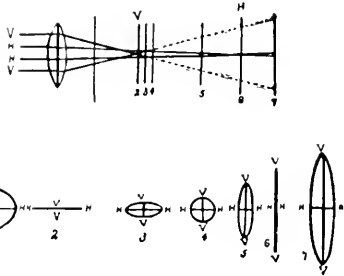


DIAGRAM ILLUSTRATING THE FORMATION OF ASTIGMATIC IMAGES.

The figures below give the images corresponding to the positions of the perpendicular lines above. The vertical rays are brought to a focus anterior to the horizontal. V. = vertical rays; H = horizontal

traction of the ciliary muscle, or may perhaps be due to retinal imperfection. It may be **acquired** or **congenital**, and may complicate hypermetropia or myopia, producing either **simple hypermetropic A.**, in which one principal meridian is emmetropic, the other hypermetropic; or **compound hypermetropic A.**, in which both meridians are hypermetropic, but one more so than the other. Complicating myopia, we may in the same way have **simple myopic** or **compound myopic A.** In **mixed A.**, one principal meridian is myopic, the other hypermetropic. **Regular A.** is when the two principal meridians are at right angles to each other. **Irregular A.**, when different parts of a meridian have different refracting powers.

Astigmatometer (*as-tig-mat-om'et-er*) [*ἀ* priv.; *στίγμα*, a point; *μέτρον*, a measure]. An instrument for measuring the degree of astigmatism.

Astigmometer (*as-tig-mom'et-er*). See *Astigmatometer*.

Astigmometry (*as-tig-mom'et-er*) [*ἀ* priv.; *στίγμα*, a point; *μετρον*, a measure]. The measurement of astigmatism.

Astomous (*ah-sto'-mu:*) [*ἀ* priv.; *στόμα*, mouth]. In biology, without a mouth or aperture.

Astragalectomy (*as-tra-gal-ek'to-me*) [*ἀσπράγαλος*, astragalus; *ἔκτομή*, excision]. Surgical excision of the astragalus.

Astragaloscaphoid (*a-tra-gal-o-skap'oid*) [*ἀσπράγαλος*, astragalus; *σκαφοειδής*, like a boat]. Relating to the astragalus and the scaphoid bone.

Astragalotibial (*as-tra-gal-o-tib'ial*) [*ἀσπράγαλος*, astragalus; *τίβια*, the shin-bone]. Relating to the astragalus and the tibia.

Astragalus (*as-tra-gal'us*) [*ἀσπράγαλος*, a dice; the analogous bones of the sheep were used by the ancients as dice]. The ankle-bone, upon which the tibia rests. Also, a genus of leguminous plants from some varieties of which gum tragacanth is derived. **A. mollissimus**, Læco Plant. The active principle of this plant has mydiatic properties. Unof.

Astraphobia (*as-trap-af-o'-be-ah*) [*ἀσπραπή*, lightning; *φόβος*, fear]. Morbid and unreasonable fear of lightning.

Astraphobia (*as-trah-fo'-be-ah*). See *Astraphobia*. **Astriction** (*as-trik'-shun*) [*astrictio*; *ad*, to; *stringere*, to bind]. Constipation or any condition resulting from the use of astringents.

Astringency (*as-trin'-jen-se*) [*ad*, to; *stringere*, to bind]. The quality of being astringent.

Astringent (*as-trin'-jent*) [*ad*, to; *stringere*, to bind]. 1. Causing contraction; binding. 2. An agent producing contraction of organic tissues, or that arrests hemorrhages, diarrheas, etc. Tannin, alum, opium, alcohol, the salts of silver, lead, etc., are examples.

Astrokinetic (*as-tro-kin-et'ik*) [*ἀστρον*, a star; *κινεῖν*, to move]. In biology, applied by Ryder to the phenomena of motion as exhibited by the centrosomes of cells.

Astrostatic (*as-tro-stat'ik*) [*ἀστρον*, a star; *ἵστασθαι*, to stand]. In biology, applied by Ryder to the resting condition of the centrosomes of cells.

Asylum (*as-i'-lum*) [*asylum*, a place of refuge]. An institution for the support, safe-keeping, cure, or education of those incapable of caring for themselves, such as the insane, the deaf, etc. **A. Ear**. See *Hematoma auris*, and *Ear Deformities*.

Asymbolia (*ah-sim-bo'-le-ah*) [*ἀ* priv.; *σύμβολον*, symbol]. The loss of all power of communication, even by signs or symbols.

Asymmetry (*ah-sim'et-er*) [*ἀ* priv.; *συμμετρία*, symmetry]. 1. Unlikeness of corresponding organs or parts of opposite sides of the body that are normally of the same size, etc., as *e.g.*, asymmetry of the two halves of the skull or brain. 2. The linking of carbon atoms to four different groups; the combination of carbon atoms with different atoms or atomic groups.

Asynergia (*ah-sin-et'-je-ah*) [*ἀ* priv.; *συνεργία*, cooperation]. Faulty coordination of the different organs or muscles normally acting in unison.

Asynesia (*as-in-et'-ze-ah*) [*ἀσυνεσία*, stupidity]. Stupidity; loss or disorder of mental power.

Asynodia (*ah-sin-et'-de-ah*) [*ἀ* priv.; *συνόδια*, a travelling together]. Impotence.

Asystematic (*ah-sis-tom-et'ik*) [*ἀ* priv.; *σίστημα*, system]. Diffuse; not restricted to any one or several systems of nerve fibers; applied to nervous diseases that are general.

Asystole (*ah-i'st-to-le*) [*ἀ* priv.; *συστολή*, a shortening]. Absence or imperfection of the cardiac systole, due to feebleness, dilatation, etc., of the heart.

Asystolic (*ah-sis-tol'ik*) [*ἀ* priv.; *συστολή*, a shortening]. Marked by, due to, or suffering from asystole.

Asystolism (*ah-sis'tol-izm*) [*ἀ* priv.; *συστολή*, a shortening]. Inability of the right ventricle of the heart to empty itself of its contents, a condition encountered in the last stages of mitral incompetence. See *Asystole*.

Asystoly (*ah-si'to-le*). Same as *Asystole*.

Atactic (*at-ak'ti*) [*ἄτακτος*, irregular]. Irregular, incoördinate. Pertaining to muscular incoördination, especially in aphasia. Also applied to atypical fevers.

Atavic (*at-av'ik*) [*atavus*, a forefather]. Relating to or characterized by atavism.

Atavism (*at-av-izm*) [*atavus*, a forefather]. The re-appearance of an anomaly, physical, mental, or pathologic, in an individual whose more or less remote

progenitors were similarly affected, but in whose immediate ancestors it had not been shown.

Atavistic (*at-av-is'-tik*). Same as *Atavic*.

Ataxaphasia (*at-aks-af'-a'-ze-ah*). See *Aphasia*.

Ataxia (*at-aks'-e-ah*) [*ἀταξία*, want of order]. The word means primarily irregularity or want of order, but it is most commonly used to express incoördination of muscular action; an excess or deficiency in contraction of the various muscles concerned in a given action. Both static and locomotor ataxia are prominent symptoms of tabes or disease of the posterior columns of the cord, but it is absurd to speak of ataxia as if it were a disease itself, instead of being only one of many symptoms of many diseases. **A.**, **Briquet's**, a hysterical state marked by loss of sensation in the skin and in the leg muscles. **A. cordis**. See *Delirium cordis*.

A. of Drunkards. See *Polynceritis potatorum*. **A.**, **Family**. See *A. Hereditary*. **A.**, **Hereditary**, Friedreich's ataxia, a family disease of children and the young. See *Friedreich's Disease*.

A., **Locomotor**, the failure of muscular coördination as regards movements, and especially in walking. **A.**, **Motor**, inability to coördinate the muscles in walking.

A., **Signs of**. 1. *Romberg* (or *Brach-Romberg sign*), swaying of the body with closed eyes. 2. *Signe de cloche-pied*: standing on one leg with open eyes, and with closed eyes. The ataxic finds difficulty in standing upon one foot while the other is raised from the ground, particularly when the eyes are closed. 3. *Sign of crossing the legs*: in crossing the legs a normal person raises the one leg to the level of the other knee and deposits the former upon the latter. The ataxic raises the one leg a considerable distance above the other knee, and in depositing the former upon the latter makes the arc of a large circle. 4. *Sign "de l'escalier"*: *sign of descending stairs*: difficulty in descending stairs experienced by the ataxic. 5. *Marching at command*: *a. march!*

b. halt! *c. about face!* *a.* When an ataxic that has been seated is told to walk, he manifests uncertainty or hesitation in his effort, first on rising, to gain his equilibrium. *b.* The marching ataxic finds great difficulty and is likely not to succeed in halting with precision when commanded to do so. *c.* The ataxic patient cannot turn about face with the same promptitude and the same certainty as the normal individual. 6. *Westphal's sign*: abolition of the knee-jerk. **A.**, **Static**, the failure of muscular coördination in standing still, or in fixed positions of the limbs. **A.**, **Thermal**, peculiar large and irregular fluctuations of the body temperature, due to a condition of incoördination, or a disordered or weakened thermotaxic mechanism. This may give rise to the so-called *paradoxical* or *hysterical temperatures*, rising occasionally to 108° or 110° F., without grave or permanent injury.

Ataxiagram (*at-aks'-e-a-gram*) [*ἀταξία*, want of order; *γραμμά*, a marking]. A line drawn by a patient suffering with an ataxial disease. The patient's eyes are open or closed and he attempts to make a straight line. The character of the deviations from a straight line that result are conceived to have a certain diagnostic value.

Ataxiamnesia (*at-aks-e-am-né'-ze-ah*) [*ἀταξία*, want of order; *ἀμνησία*, forgetfulness]. Muscular ataxia with loss of or impairment of memory.

Ataxic (*at-aks'-ik*) [*ἀταξία*, want of order]. 1. Pertaining to or affected with ataxia. 2. A person affected with ataxia. **A. Aphasia**. See *Aphasia*. **A. Fever**. Synonym of *Typhus Fever*, *q. v.*

Ataxophemia (*at-aks-o-fé'-me-ah*) [*ἀταξία*, want of order; *φήμ*, to speak]. Lack of coördination in speech.

Ataxy (*at-aks' e*). See *Ataxia*.

Atelectasis (*at-el-ek'-tá'-is*) [*ἀτελής*, imperfect; *εκτασις*, expansion]. **Pulmonary collapse**, with **failure of the air to enter the vesicles**. It may be either *acquired* (apneumatosi), or *fatal*. The condition is due not to disease of the lungs, but to nerve injuries, weakness, etc. In fetal cases the lung has never been inflated, whilst in *apneumatosi* it has been inflated.

Atelectatic (*at-el-ek-tat'-ik*) [*ἀτελής*, imperfect; *εκτασις*, expansion]. Relating to or characterized by atelectasis.

Atelecephalous (*at-el-e-o-sef'-al-u-*) [*ἀτελής*, imperfect; *κεφαλή*, head]. Having the skull or head more or less incomplete.

Atelia (*at-el'-e-ah*) [*ἀτέλεια*, imperfection]. A teratologic term for imperfection or failure of development of some part of the fetus. The word is compounded with others to designate the member wanting, as *atelecardia*, etc., expressing such a defect of the heart, etc.

Atelocardia (*at-el-o-kar'-de-ah*) [*ἀτελής*, imperfect; *καρδία*, heart]. An imperfect or undeveloped state of the heart; cardiatelya.

Atelochelia (*at-el-o-ki'-le-ah*) [*ἀτέλεια*, imperfect; *χείλος*, lip]. Defective development of a lip.

Atelochiria (*at-el-o-ki'-re-ah*) [*ἀτέλεια*, imperfect; *χείρ*, hand]. Deficiency in the development of the hand.

Ateloencephalia (*at-el-o-en-sef'-e-le-ah*) [*ἀτέλεια*, incomplete; *ἐγκέφαλον*, brain]. Incomplete development of the brain.

Ateloglossia (*at-el-o-glos'-e-ah*) [*ἀτέλεια*, imperfect; *γλῶσσα*, tongue]. Congenital defect in the tongue.

Atelognathia (*at-el-og-na'-tho-ah*) [*ἀτέλεια*, imperfect; *γνάθος*, jaw]. Imperfect development of a jaw, especially of the lower jaw.

Atelomyelia (*at-el-o-mi-e'-le-ah*) [*ἀτέλεια*, imperfect; *μυελός*, marrow]. Congenital defect or incompleteness of the spinal cord.

Atelopodia (*at-el-o-pó'-le-ah*) [*ἀτελής*, imperfect; *πούς*, foot]. Defective development of the foot.

Ateloprosopia (*at-el-o-pro-só'-pe-ah*) [*ἀτέλεια*, incomplete; *πρόσωπον*, face]. Incomplete facial development.

Atelorrhachidia (*at-el-o-rak-id'-e-ah*) [*ἀτέλεια*, imperfect; *ράχις*, spine]. Imperfect development of the spinal column, as in *spina bifida*.

Atelostomia (*at-el-o-stó'-me-ah*) [*ἀτέλεια*, incomplete; *στόμα*, mouth]. Incomplete development of the mouth.

Athalamous (*ah-thal'-am-us*) [*ἀ priv.*; *θάλαμος*, a bed]. Absence of the optic thalamus. In biology, without apothecia, as certain lichens.

Athalline (*ah-thal'-in*) [*ἀ priv.*; *θαλλός*, a frond]. In biology, destitute of a thallus.

Athelasmus (*ah-thel-as'-mus*) [*ἀ priv.*; *θηλαστός*, a suckling]. Inability to give suck, from defect or want of the nipples.

Athelia (*ah-thé'-le-ah*) [*ἀ priv.*; *θήλη*, a nipple]. Absence of the nipple.

Athermasia (*ah-thér-má'-ze-ah*) [*ἀ priv.*, *θερμασία*, heat]. Lack or deficiency of heat.

Atheroma (*ah-er-ó'-mah*) [*ἀθήρη*, gruel; *όμα*, tumor]. Primarily, a soft encysted tumor; more commonly, the fatty degeneration of the walls of the arteries in consequence of chronic arteritis, and called *atheromatous degeneration*. *Atheromatous abscess*, resulting from chronic arteritis, is a collection of soft matter beneath the intima, while an *atheromatous ulcer* is formed by the abscess breaking through the intima.

Atheromasia (*ah-er-o-má'-ze-ah*) [*ἀθήρωμα*, an atheromatous tumor]. Atheromatous degeneration; the condition of atheroma.

- Atheromatous** (*ath-er-oh'-mat-us*) [*ἀθηροματώδης*, an atheromatous tumor]. Characterized by or affected with atheroma.
- Atherosperma** (*ath-er-oh'-sper'-mah*) [*ἀθήρ*, beard; *σπέρμα*, seed]. A genus of trees. **A. moschatum**, *Australi in sassafras*, a diaphoretic and diuretic sometimes used in pulmonary affections and asthma. Dose of the tincture, ʒss-]. Unof.
- Athetoid** (*ath'-et-oid*) [*ἀθητοειδής*, unfixed]. Pertaining to or affected with athetosis. **A. Spasm**, a symptom of hemiplegia and some cerebral lesions.
- Athetosis** (*ath-et-oh'-sis*) [*ἀθητοειδής*, unfixed; changeable]. A symptom most frequently occurring in children, and characterized by continual change of position of the fingers and toes, and inability to keep them still, save in sleep. It is due to some lesion or derangement of the brain or cord. It is also called "post-hemiplegic chorea," from its occurrence after hemiplegia, in adults. **A., Double Congenital**. See *Paraplegia, Infantile Spasmodic*; also *Double Athetosis*.
- Athlete** (*ath-let'*) [*ἀθλητής*, to contend with]. Robust; vigorous. **A.'s Heart**, incompetency of the aortic valves, a condition frequently found in athletes.
- Athletics** (*ath-let'-iks*) [*ἀθλητής*, to contend]. The art of physical exercise for development or for health.
- Atrepsia** (*ah-threp'-s-ah*) [*ἄπρις*; *τρέφω*, to nourish]. The symptom-complex resulting from imperfect nutrition in children.
- Athroisemia** (*ath-roi-se'-me-ah*) [*ἀθροισμα*, accumulation; *αἷμα*, blood]. Congestion or accumulation of blood.
- Athymia** (*ah-thil'-me-ah*) [*ἄπρις*; *θίμος*, mind]. 1. Despondency. 2. Loss of consciousness. 3. Insanity.
- Athymic** (*ah-thil'-mik*) [*ἄπρις*; *θίμος*, mind]. Affected with athymia.
- Atlantad** (*at-lan'-lad*) [*Ἀτλάς*, a Greek hero]. Toward the atlas in situation or direction.
- Atlantal** (*at-lan'-tal*) [*Ἀτλάς*, a Greek hero]. Relating to the atlas.
- Atlanten** (*at-lan'-ten*) [*Ἀτλάς*, a Greek hero]. Belonging to the atlas in itself.
- Atlanti-obliquus** (*at-lan'-ti-ob-li'-k-wus*) [L.]. The obliquus capitis superior muscle.
- Atlanti-rectus** (*at-lan'-ti-rek'-tus*) [L.]. The muscle called rectus capitis posticus minor.
- Atlanto-** (*at-lan'-to*) [*Ἀτλάς*, a Greek hero]. A prefix signifying relation to the atlas; seen in the words *Atlanto-axial*, (relating to the atlas and the axis) *Atlanto-occipital*, *Atlanto-odontoid*, etc.
- Atlas** (*at'-lus*) [*ἄτλας*, able]. The uppermost of the cervical vertebrae. It articulates with the occipital bone of the skull. **A. Silk**. See *Silk*.
- Atlee's Operation**. See *Operations, Table of*.
- Atlodidymus** (*at-lo-did'-im-us*). Same as *Atlodymus*.
- Atlodymus** (*at-lod'-im-us*) [*ἄτλας*, able; *διδυμος*, double]. A monosomic dual monstrosity; with two heads and a single body.
- Atloido-** (*at-lod'-id*) [*ἄτλας*, able]. In composition, the same as *atlanto*; seen in such examples as *atloido-axoid*, *atloido-odontoid*, etc.
- Atmiatry** (*at-mi'-at-ry*) [*ἀτμία*, vapor; *ιατρική*, medical treatment]. Treatment of diseases of the lungs or mucous membranes, by inhalation, fumigation, or by directing a current of vapor or gas upon the part.
- Atmid-albumose** (*at-mid-alf'-hu-mos*) [*ἀτμία*, vapor; *άλβουμην*]. Neumeister's term for the albumose formed by the action of superheated steam.
- Atmidometer** (*at-mid-om'-et-er*). See *Atmometer*.
- Atmidoscope** (*at-mid-oh'-skop*) [*ἀτμία*, vapor; *σκοπεῖν*, to view]. See *Atmometer*.
- Atmograph** (*at'-mo-graf*) [*ἀτμία*, breath; *γράφω*, to record]. A form of self-registering respirometer.
- Atmometer**, or **Atmidometer** (*at-mom'-et-er*; *at-mid-om'-et-er*) [*ἀτμός*, vapor; *μέτρον*, a measure]. An instrument to measure the amount of water exhaled from a given surface in a given time, in order to determine the humidity of the atmosphere.
- Atmosphere** (*at'-mos-fēr*) [*ἀτμός*, vapor; *σφαῖρα*, a sphere]. The mixture of gases, vapor of water, and other suspended matters, surrounding the earth, as an elastic fluid envelop, to the height of about 200 miles.
- Atmospheric** (*at-mos-fēr'-ik*) [*ἀτμός*, vapor; *σφαῖρα*, a sphere]. Pertaining to the atmosphere. **A. Moisture**, the vapor of water mingled with the atmosphere. It varies in quantity according to the temperature. **A. Pressure Cavity**, a cavity formed on the palatine surface of a set of artificial teeth to retain them in the mouth. **A. Tension**, the pressure of the air per square inch on the surface of a body. Normally, at the sea level it is about 14.7 lbs. per square inch, or equal to that of a column of mercury about 30 in. in height. It decreases about $\frac{1}{10}$ in., or $\frac{1}{20}$ lb. per square inch for every 90 feet of altitude. Above 10,000 feet, the rarity of the atmosphere is usually noticeable in quickened breathing and pulse rate.
- Atocia** (*at-oh'-se-ah*) [*ἀτοκος*, barren]. Sterility of the female.
- Atom** (*at'-um*) [*ἄπρις*; *τέμνω*, to cut]. The ultimate unit of an element; that part of a substance incapable of further division, or the smallest part capable of entering a chemical compound, or uniting with another to form a **Molecule**—which last is the smallest quantity of a substance that can exist free or uncombined. See *Elements, Table of*.
- Atomic** (*at-om'-ik*) [*ἄπρις*; *τέμνω*, to cut]. Of or pertaining to atoms. **A. Heat** of an atom is its specific heat multiplied by its atomic weight. **A. Theory**, the theory of Dalton, that all matter is composed of atoms, the weight of each atom differing for the different substances. **A. Valence, Equivalence**, or the **Atomicity** of an element, is the saturating power of its atom as compared with that of hydrogen. **A. Weight**, the weight of an atom of an element as compared with the weight of an atom of hydrogen.
- Atomicity** (*at-om-is'-it-ē*) [*ἄπρις*; *τέμνω*, to cut]. Chemical valence; quantivalence.
- Atomization** (*at-om-is-ah'-shan*) [*ἄπρις*; *τέμνω*, to cut]. The mechanical process of breaking up a liquid into fine spray.
- Atomizer** (*at'-om-i-zer*) [*ἄπρις*; *τέμνω*, to cut]. An instrument for transforming a liquid into a spray or mist.
- Atonia** (*at-oh'-ne-ah*) [*ἀτονία*, want of tone]. Atony.
- Atonic** (*at-oh'-ik*) [*ἀτονία*, want of tone]. Relating to, or characterized by, atony.
- Atony** (*at'-o-nē*) [*ἄπρις*; *τόνος*, tone]. Want of tone. Debility. Loss or diminution of muscular or vital energy.
- Atopomenorrhea** (*at-oh'-po-men-or-ē'-ah*) [*ἀτοπος*, out of place; *μήν*, month; *ῥέω*, to flow]. Vicarious menstruation.
- Atoxic** (*ah-toks'-ik*) [*ἄπρις*; *τοξικόν*, poison]. Not venomous; not poisonous.
- Atribiliary** (*at-rah-bil'-ē-ah*) [*ατρί*, black; *bilis*, bile]. An obsolescent term relating to melancholy and hypochondriasis; also referring to the renal and supra-renal glands, once believed to produce black bile, or atrabillis, the cause of the gloomy disposition. **A., Capsules**, an old name for the supra-renal capsules.
- Attractylis** (*at-rah'-til-is*) [*ἀτρυκτύλις*]. A genus of composite-flowered plants, nearly related to the safflower (*Carthamus*). **A. gummifera**, of the Mediterranean region, affords a *gummiastic*. **A. lancea**, of

- China and Japan, is stomachic and tonic. **A. ovata**, of the same regions, is tonic, diuretic, sudorific, and stimulant.
- Atramental** (*at-ram-en'tal*) [*atramentum*, ink]. Of an inky-black color.
- Atremia** (*ah-tre'le-ah*) [*á priv.*; *τρέμω*, to tremble]. 1. An absence of tremor. 2. An hysterical condition in which there is an imaginary inability to walk, stand, sit, or read.
- Atreselytria** (*at-res-el'le-tre-ah*). See *Atretelytria*.
- Atresenteria** (*at-res-en'te'le-re-ah*). See *Atretenteria*.
- Atresia** (*ah-tre'le-re-ah*) [*á priv.*; *τρέσις*, perforation]. Imperforation, either congenital or acquired, of a normal opening or canal, as of the anus, vagina, meatus auditorius, pupil, etc. The word is often compounded with the name of the organ affected; e. g., *atresocystia*, *atretenteria*, etc., denoting, respectively, imperforation of the bladder, intestine, etc.
- Atresic** (*ah-tre'le-zik*) [*á, priv.*; *τρέσις*, perforation]. Marked by atresia or imperforation. See *Teratism*.
- Atresoblepharea** (*at-res-oblef-a'le-re-ah*). See *Atreoblepharea*.
- Atresocystia** (*at-res-o-sis'e-ah*). See *Atretocystia*.
- Atresocystia** (*at-res-o-sis'e-ah*). See *Atretocystia*.
- Atresogastría** (*at-res-o-gas'tre-ah*). See *Atretogastría*.
- Atresometria** (*at-res-o-me'tre-ah*). See *Atretometria*.
- Atresopia** (*ah-tres-o'pe-ah*). See *Atretopsia*.
- Atretelytria** (*at-ret-el'le-tre-ah*) [*ἀτρέτως*, imperforate; *ἔλκτρον*, sheath]. Atresia of the vagina.
- Atretenteria** (*at-ret-en'te'le-re-ah*) [*ἀτρέτως*, imperforate; *ἔντερον*, intestine]. Atresia, or imperforation of the intestinal canal.
- Atreto-** (*at-ret'o-*). As a prefix, represents the Gr. *ἀτρέτως*, imperforated.
- Atreoblepharia** (*at-ret-o-blef-a'le-re-ah*) [*ἀτρέτως*, imperforate; *βλεφάρων*, lid]. Symblepharon, *q. v.*
- Atretocystia** (*at-ret-o-sis'e-ah*) [*ἀτρέτως*, imperforate; *κυστός*, anus]. Atresia of the anus.
- Atretocystia** (*at-ret-o-sis'e-ah*) [*ἀτρέτως*, imperforate; *κύστις*, bladder]. Atresia of the bladder.
- Atretometria** (*at-ret-o-me'tre-ah*) [*ἀτρέτως*, imperforate; *μήτρα*, womb]. Atresia of the uterus.
- Atretopsia** (*at-ret-op'e-se-ah*) [*ἀτρέτως*, imperforate; *ὄψις*, eye]. Imperforation of the pupil.
- Atrial** (*a'tre-al*) [*atrium*, the fore-court, or hall]. Relating to an atrium.
- Atrichia** (*ah-trik'e-ah*) [*á priv.*; *τριχίς*, hair]. Loss or absence of the hair.
- Atrichosis** (*ah-trik'o'sis*) [*ἀτριχος*, hairless]. Failure of the hair to grow; a condition characterized by absence of hair.
- Atrioventricular** (*a-tre-o-ven-trik'u-lar*) [*atrium*, the hall; *ventriculus*, ventricle]. Relating both to the atrium (or auricle) and to the ventricle of the heart.
- Atrium** (*a'tre-um*) [*atrium*, the fore-court, or hall]. 1. That part of the auricle of the heart into which the venous blood is poured. 2. The principal part of the tympanic cavity of the ear, exclusive of the attic. **A. cordis**, the auricle of the heart. **A. vaginæ**, the vestibule of the vulva.
- Atrocha** (*ah-tro'le-ah*) [*á priv.*; *τροχός*, a wheel]. In biology, wheelless, as certain annelid embryos, rotifers, etc.; destitute of cilia.
- Atrolactic Acid** (*at-ro-lak-tin'ik*). See *At'id*.
- Atropa** (*at'ro-pah*) [*Ἄτροπος*, "she who turns not," undeviating; one of the three Fates, who cut the thread of life, in allusion to the poisonous effects of the plant]. A genus of the natural order *Solanaceæ*. **A. belladonna**, the deadly nightshade, whence is obtained *atropin*. See *Belladonna*.
- Atropal**, or **Atropous** (*at'ro-pal; at'ro-pus*). See *Orthotropous*.
- Atrophia** (*at-ro'fe-ah*) [*á priv.*; *τροφή*, nourishment]. Atrophy, *q. v.* A term applied to a condition marked by wasting or imnutrition. **A. cordis**, atrophy of the heart, following senile changes, or occurring in cachectic conditions, or as a result of pressure exerted by mediastinal tumors, etc. **A. cutis**, Atrophoderma; a term applied to various changes in the skin characterized by the diminution or disappearance of certain of its elements, especially seen in advanced age. The skin becomes thin, loose, wrinkled, and discolored. **A. cutis senilis**, Senile Atrophoderma; an atrophy of the skin usually associated with general signs of senile degeneration. The whole skin may be affected, together with its appendages and the subcutaneous tissues. The skin is in folds, slightly shrunken, wrinkled, and dry. It feels thin, and is transparent and shining. Pruritus is sometimes present, and there is usually an increased pigmentation, with warty developments. **A. infantum**, Synonym of *Tabes mesenterica*. **A. mesenterica**, Synonym of *Tabes mesenterica*. **A. pilorum propria**, atrophy of the hair, either symptomatic or of idiopathic origin. It may be local or generalized. The hair becomes lusterless, brittle, fibrillated, readily cleft, and readily fractured. **A. unguis**, atrophy of the nails; marked by pitting, brittleness, furrowing, thinning, crumbling, etc. It may be symptomatic of such disorders as lepra and syphilis, or it may be idiopathic.
- Atrophic** (*at-ro'fik*) [*á priv.*; *τροφή*, nourishment]. Pertaining to, affected with, due to, characterized by, or causing atrophy. **A. Catarrh**, a chronic form of rhinitis in children characterized by marked atrophy and anemia of the pituitary membrane, with the formation of crusts in the nasal and naso-pharyngeal cavities and a peculiar and offensive odor. **A. Forms**, the name suggested by Hiss for those malformations that are characterized by want of general development, and, in some instances, by subsequent atrophy, whereby all resemblance to the human embryo is lost.
- Atrophicum melanosis progressiva** (*at-ro'fik-um me'an-o'sis pro-gres'tiv-ah*). See *Atrophoderma*.
- Atrophied** (*at'ro-fid*) [*á priv.*; *τροφή*, nourishment]. Wasted; affected with atrophy.
- Atrophoderma** (*at-ro'fo-le'le-mah*) [*á priv.*; *τροφή*, nourishment; *δέρμα*, the skin]. Atrophia cutis, atrophy of the skin, a wasting of the skin due to imnutrition. See *Atrophia cutis*. **A. albidum**, a type of xeroderma in which the skin from the middle of the thigh to the sole, more rarely from the upper arm to the palm, is in places very white, stretched, and difficult to pick up, with the epidermis extremely thinned, faintly glistening, wrinkled, and peeling off in thin, shining flakes. There is extreme sensibility on the finger-tips, palms, and soles. The condition remains stationary from the earliest childhood. **A. neuriticum**, Glossy Skin; an atrophy of the skin in the area of a nerve affected by disease or injury. It chiefly attacks the extremities. The skin of the affected part becomes very dry, smooth, and glossy, like a thin scar; the fingers are tapering, hairless, and almost void of wrinkles and of a pink or deep-red color. A severe and persistent burning pain precedes and accompanies this condition. The nails become curved both longitudinally and trans-versely, and there is some thickening of the cutis beneath the free end. **A. pigmentosum**. See *Xeroderma pigmentosum*. **A., Senile**. See *Atrophia utis senilis*. **A. striatum et maculatum**, an atrophic condition of the skin of adults characterized by streaks of a pearly or bluish-white color, glistening, scar-like, from one inch to several inches long and a quarter of an inch or more wide, and which follow the natural cleavage of the

skin, and are situated chiefly about the buttocks, anterior border of the ilium, trochanters, and thighs. The "spots" are less common, small, usually isolated, and are seen mostly on the trunk and neck.

Atrophy (*at'-ro-fē*) [*ἀτροφία*, want of nourishment]. A retrogressive change in parts originally well-formed and well-nourished, consisting in loss of weight, size, and function of an organ or tissue, owing to some disorder of nutrition, disuse, continuous pressure, or a diminished blood supply to the part. **A., Active**, due to the inherent inability of the cells of a tissue to assimilate the nutriment brought to them. **A., Acute Yellow**. See *liverus gravis*. **A., Brown**, a form of atrophy in which the normal pigment of the organ is retained, and in which there is also frequently the addition of new pigment from the blood and disintegrated albuminates. It occurs most frequently in the heart, muscles, and liver, and is caused by chronic congestion; also called *Pigmented Atrophy*. **A. of the Bulb**, progressive shrinking of the eyeball. **A., Correlated**, an atrophy of certain portions of the body following the removal or destruction of other portions. Thus amputation of an arm will be followed by an atrophy of the scapula; of a leg, of the corresponding os innominatum, together with a diminution in the size of the heart and large blood-vessels. **A., Cruveilhier's**. See *Diseases, Table of*. **A., Gray**, a degenerative change in the optic disc in which the latter assumes a grayish color. **A. of Hair**, a wasting or deficient growth of the hair. **A., Idiopathic Muscular**, primary muscular dystrophy; muscular wasting, with or without an initial hypertrophy, beginning in various groups of muscles, usually progressive in character, and dependent on primary changes in the muscles themselves. There is a strong hereditary predisposition to the disease. **A., Muscular**, affects the muscles and may be hereditary or acquired, idiopathic, myelopathic, myopathic, neuropathic, primary, secondary, simple, or progressive. **A., Passive**, caused by diminished nutrition supplied to the part. **A., Pigmentary**, so called from a deposit of pigment (yellow or yellowish-brown) in the atrophied fat-cells. **A., Pigmented**. See *A., Brown*. **A., Progressive Muscular**; Chronic Anterior Poliomyelitis; Wasting Palsy. A chronic disease characterized by progressive wasting of individual muscles or physiologic groups of muscles, and by an associated and proportional amount of paralysis. It is due to a degeneration and atrophy of the multipolar cells in the anterior gray matter of the cord, with consecutive degeneration of the anterior nerve-roots and muscles. The right hand is usually the part first attacked, and it takes on a peculiar claw-like form (*main en griffe*). The disease is most frequent in males of adult life, and follows excessive muscular exertion. **A., Progressive Unilateral Facial**, a disease characterized by progressive wasting of the skin, connective tissue, fat, bone, and more rarely the muscles of one side of the face. It is most common in females; its course is slow and generally progressive. Opinions vary as to whether the disease is central or peripheral in origin. **A., Red**, a form of cirrhosis of the liver due to chronic congestion, as seen in mitral and tricuspid valvular lesions. It is also seen in emphysema and chronic pleurisy with contraction. The cut surface of the liver presents a nutmeg appearance, and is therefore called the *nutmeg Liver*. **A., Serous**, that characterized by a transudation of serum into the tissue after the fat has gone, giving it a gelatinous appearance. **A. Senile**, the physiological variety of *Simple Atrophy*. **A., Simple**, the retrogressive processes and shrinking due to patho-

logic causes, allied to the physiologic retrogression of senility, but occurring, as it were, prematurely. **A. of the Teeth**, a name formerly used to designate erosion of the teeth, an affection characterized either by perforations in, or discolored spots of a shriveled, yellowish, or brownish aspect, on the enamel, of two, four, or more teeth in each jaw. **A., Trophoneurotic**, that dependent upon abnormality of the nervous supply or control of an organ or tissue, best illustrated in muscular atrophy from injury of the proper nerves of the muscle, or in disease of the anterior horns of gray matter of the cord.

Atropina, or Atropin (*at-ro-pī'-nūh; at'-ro-pīn*) [*Ἀτροπίνη*, one of the Fates who cut the thread of life; *gen., Atropine*], $C_{17}H_{23}NO_3$. A crystalline alkaloid derived from *Atropa belladonna*. The sulphate is a white powder of bitter taste, neutral reaction, soluble in water. *Homatropin*, $C_{16}H_{21}NO_3$, is a derivative alkaloid, the hydrobromate being used by ophthalmologists as a mydriatic, principally because its effects pass off more quickly than those of atropin. Homatropin slows the heart, atropin quickens it. Atropin is an irritant narcotic, a mydriatic, antispasmodic, and anodyne; in small doses a cardiac, respiratory, and spinal stimulant, in large doses a paralyzant of the cardiac and respiratory centers, the spinal cord, motor nerves, and voluntary muscles. It produces congestion and dryness of the mucous membrane of the mouth, nose, pharynx, and larynx, at first lessening the gastric and intestinal secretion, to be followed by an increase of the same. It is extensively used in ophthalmic practice to dilate the pupil, paralyze accommodation, and also in various corneal, iritic, and other ocular diseases. Its therapeutic use in general medicine is also manifold; *e.g.*, in inflammatory affections and the pain of cerebral and spinal hyperemia, atonic constipation, cardiac failure, hypersecretions, etc., and as a physiologic antagonist in opium poisoning. Dose of atropin sulphate gr. $\frac{1}{12}$ – $\frac{1}{8}$. **Injectio Homatropina Hypodermica**, I in 120. Dose gr. $\frac{1}{2}$ – $\frac{1}{4}$. **A.-catarrh**. See *Conjunctivitis, Atropin*. **A.-conjunctivitis**. See *Conjunctivitis, Atropinism* (*at'-ro-pīn-iz-m*). See *Atropism*.

Atropinize (*at'-ro-pīn-īz*) [*Ἀτροπίζω*]. To bring under the influence of, or treat with atropin.

Atropism (*at'-ro-pīn-iz-m*) [*Ἀτροπισμός*]. Poisoning with, or the morbid condition induced by, atropin.

Attachement (*at-tash'-men*) [*Fr.*]. In massage, concentric curves eccentric; starting from a point taken as a center, one describes, by circular movements, circumferences wider and wider till the outside of the part is reached; return is then made by circles smaller and smaller till the starting point is reached.

Attack (*at-tak'*) [*Fr., attaque*]. The onset of a seizure or of a disease.

Attar (*at'-ar*) [*Pers., ātar*]. A general name for any of the volatile oils. **A. of Rose**, Oil of Rose. The volatile oil distilled from the fresh flowers of the Damascene rose. It comes mainly from E. Roumelia and is generally adulterated with other volatile oils. It is used only as a perfume.

Attendant (*at-ten'-dant*) [*attendere*, to attend]. A non-professional attaché of an asylum or hospital, especially of an insane asylum.

Attention (*at-ten'-shun*) [*attentio*, a giving heed to]. The direction of the will or thought upon an object or to a particular sensation. **A. Time**. See *Time*.

Attenuant (*at-ten'-n-ant*) [*attenuare*, to make thin]. A medicine or agent increasing the fluidity or thinness of the blood or other secretion.

Attenuating (*at-ten'-u-a-ting*) [*attenuare*, to make thin]. Making thin. **A. Medium**. See *Fractional Cultivation*.

Attenuation (*at-ten-u-a'-shun*) [*attenuare*, to make thin].

A thinning, narrowing, or reduction of the strength or size of a substance. **A. of Microbes**, weakening the pathogenic virulence of microbes by successive cultures and other methods, so that they may be used as a vaccine to confer immunity from future attacks of the disease. **A. Sanderson's Method** of, by passing the virus through the system of another animal (e.g., the guinea-pig, in anthrax), so that it becomes modified in virulence. Toussaint and Chauveau have shown that heat is a valuable means of attenuation; oxygen, chemical reagents, exposure to sunlight, etc., have also been used.

Attermental (*at-er'-min-al*). See *Adterminal*.

Attic (*at'-ik*) [*Atticus*, Attic]. Part of the tympanic cavity situated above the atrium. **A. Disease**, chronic suppurative inflammation of the attic of the tympanum.

Attitude (*at'-e-tud'*) [*aptitudo*, aptitude]. See *Posture*.

A., Crucifixion, in hystero-epilepsy, a rigid state of the body, the arms stretched out at right angles. **A., Frozen**, a peculiar stiffness of the gait characteristic of disease of the spinal cord, especially of amyotrophic lateral sclerosis. **A., Passionate**, the assumption of a dramatic or theatrical expression, a position assumed by some hysterical patients.

Attollens (*at-ol'-ens*) [*attollere*, to rise up]. Applied to muscles raising or elevating the part, as the **A. Auris**, a muscle raising the external ear. See *Muscles*, *Table of*.

Attraction (*at-rak'-shun*) [*atrahere*, to draw to]. The tendency of one particle of matter to approach another. Affinity. As existing between celestial bodies it is termed *gravitation*, while *molecular attraction* or *cohesion* expresses the force aggregating molecules into masses. **A., Chemical**, the attraction of affinity, relates to the attraction of atoms of one element to those of others, resulting in chemical compounds. **A., Capillary**, the tendency of a curved surface or a tube to exert traction on a liquid. **A., Electrical**, the tendency of bodies toward each other when charged with opposite electricities. **A., Magnetic**, the influence of a magnet upon certain metallic substances, chiefly iron.

Attrahens (*at'-rah-ens*) [*attrahens*, drawing]. Applied to muscles as **Attrahens aurem**, a muscle drawing the ear forward and upward. See *Muscles*, *Table of*. Also applied to medicines attracting fluids to a part, as stimulants, epispastics, etc.

Attrahent (*at'-rah-ent*) [*attrahens*, drawing]. 1. Drawing to; adductent. 2. A drawing application; an epispastic or rubefacient.

Attrition (*at-rish'-un*) [*atterere*, to rub against]. An abrasion or chafing of the skin. In physics, any rubbing or friction that breaks or wears the surface.

Attypic (*at-ipt'-ik*) [*at*, to; *ἴπιος*, a type]. In biology, possessing by acquisition or specialization the characters of a prototype.

Atypic (*ah-tip'-ik*) [*ἄ* priv.; *ἴπιος*, a type]. Irregular; not conformable to the type. **A. Fever**, an intermittent fever with irregularity of the paroxysm.

Atypical (*ah-tip'-ik-al*). See *Atypic*.

Auante (*aw-an'-te*) [*ἀνὰ πρῆξιν*; *ἀνὰ πρῆξιν*, to dry]. A wasting or atrophy.

Auantic (*aw-an'-tik*) [*ἀνὰ πρῆξιν*, wasted]. Characterized by wasting; atrophic.

Aubernage (*o-bar-nahzh'*) [Fr.]. A contagious disease of the vine, called by the Italians the *Black Disease*. It is doubtful whether it is due to a fungus or a bacterium. Cf. *Bacterium gummiis, comis*, under *Bacteria*, *Synonymatic Table of*.

Auburn System. See *Ventilation*.

Auctioneers' Cramp. See *Cramp*.

Audimeter (*aw-dim'-et-er*). See *Audiometer*.

Audiometer (*aw-de-om'-et-er*) [*audire*, to hear; *ἡ μέτρον*, a measure]. An instrument for measuring the acuteness of hearing.

Audiometric (*aw-de-o-met'-rik*) [*audire*, to hear; *ἡ μέτρον*, a measure]. Relating to audiometry.

Audiometry (*aw-de-om'-et-er*) [*audire*, to hear; *ἡ μέτρον*, a measure]. The measurement, or testing, of the sense of hearing.

Audiphone (*aw-dif-on*) [*audire*, to hear; *φωνή*, a sound]. An instrument for improving the power of hearing by conveying sounds through the bones of the head to the labyrinth.

Audition (*aw-dish'-un*) [*audire*, to hear]. The act of hearing. **A. colorée**, a peculiar association between the auditory and optic nerves, by which a certain sound or musical note will give rise to a subjective sensation of color, the same note in the same person being always associated with the same color.

Auditory (*aw'-dit-o-ry*) [*audire*, to hear]. Pertaining to the act or the organs of hearing. **A. After-Sensations**, the sensations of sounds continuing or occurring after the cessation of the stimulus. **A. Amnesia**. See *Mind-deafness*. **A. Area**, the cerebral center for hearing; its location is not definitely determined. **A. Aura**, auditory sensation preceding an attack of epilepsy. **A. Center**, same as *A. Area*. **A. Hairs**, the processes of the crista acustica, at present of indeterminate function. **A. Meatus** (external and internal), the external and internal canals or openings of the ear. **A. Nerve**, the *portio mollis* of the seventh pair of cranial nerves. **A. Ossicles**, the chain of small bones of the middle ear. **A. Sac**, the labyrinth, pit, or depression in the epiblast on both sides of the embryologic after-brain. When cut off from the epiblast it is called the vesicle of the labyrinth, or **Primary Auditory Vesicle**. **A. Teeth**. See *Teeth*. **A. Vertigo**, dizziness due to pathologic conditions of the ear. See *Vertigo* and *Mènière's Disease*.

Auditus (*aw-di'-tus*) [L.]. Hearing; the sense or power of hearing.

Auerbach's Ganglia. See *Ganglia*, *Table of*.

Auerbach's Plexus. See *Plexuses*, *Table of*.

Augment (*awg-ment*) [*augmentum*, increase]. The increasing stage of a fever or other acute disease.

Augmentation (*awg-men-t'-shun*) [*augmentatio*, an increasing]. 1. Same as *Augment*. 2. Increase in the violence of symptoms.

Augnathus (*awg-na'-thus*) [*av'*, besides; *ῥαθός*, the jaw]. A monster with two lower jaws. See *Diprosopus*.

Aula (*aw'-lah*) [*αὐλή*, a hall or open court]. 1. The common mesal cavity of the cerebrum, it being also the anterior portion of the third ventricle. 2. In biology, a space or cavity formed by a colony of infusorians.

Aulatela (*aw-lat'-el-ah*) [*aula*, a hall; *tela*, a web]. The roof or covering membrane of the aula.

Aulic (*aw'-lik*) [*αὐλή*, a hall]. Belonging or pertaining to the aula. **A. Recess**, a triangular depression between the precommissure and the two fornicolumns of the brain.

Auliplexus (*aw-le-pleks'-us*) [*aula*, hall; *πλέξυς*, a network]. The choroid plexus of the aula.

Aulix (*aw'-liks*) [*αὐλή*, a hall]. The sulcus of Monro, a groove on the mesal surface of the thalamus just ventrad of the mediodorsal commissure.

Aulophyte (*aw'-lo-fit*) [*αὐλή*, a pipe or tube; *φυτῶν*, a plant]. In biology, a symbiotic plant; one that lives within another, but not as a parasite.

Aura (*aw'-rah*) [*αἶψα*, a breath]. A breath of wind; a soft vapor. A sensation sometimes like a gentle

- current of air rising from the limbs or body to the head; a frequent forerunner of an epileptic attack, — *aura epileptica*. Also applied to any slight symptom preceding an attack of any disease or paroxysm, as the *aura hysterica*, *aura vertiginosa*, etc. **A. seminalis theory**, a theory of Swammerdam, who, observing a strong odor from drone bees, supposed that this, permeating the body of the queen, fertilized the eggs.
- Aural** (*aw'-ral*) [*auris*, the ear]. Relating to the ear or to hearing. **A. Vertigo**. See *Ménière's Disease*.
- Aurally** (*aw'-ral-e*) [*auris*, the ear]. By means of the ear.
- Auramin** (*aw'-ram-in*) [*aurum*, gold; *amin*]. Yellow Pyoktanin, *q. v.*: a yellow anilin color used to some extent as a bactericide and preventive of suppuration. Unof. See *Conspectus of Pigments*, under *Pigment*.
- Aurantia** (*aw'-ran'-she-ah*) [*aurantium*, an orange]. An orange coal-tar dye; an ammonium salt of hexanitro-diphenyl-amin. The use of this dye has been said to produce skin-diseases. See *Conspectus of Pigments*, under *Pigment*.
- Aurantium** (*aw'-ran'-she-um*) [L.; *gen.*, *Aurantii*]. Orange. The fruit of *Citrus vulgaris* and *C. aurantium*. Both the flowers and the rind of the fruit are employed in medicine. The volatile oil from the rind is aromatic and a mild tonic but is used mainly as a flavor. **A. amara**, **Ext. Fld.**, bitter orange peel, alcohol, and water. Used as a flavor. Dose $\bar{5}$ ss-j. **A. amara**, **Tinct.**, bitter orange peel 20, dilute alcohol, *q. s.* ad 100. Dose $\bar{5}$ j-ij. **A. corticis**, **Ol.**, the volatile oil expressed from the rind of the orange. Dose *gtt.* j-v. **A. dulcis**, **Tinct.**, sweet orange peel 20, dilute alcohol, *q. s.* ad 100. Dose $\bar{5}$ j-ij. **A.**, **Elixir**, oil of orange 1, sugar 100, alcohol and water, *q. s.* ad 30. **A. flores**, **Aq.**, fresh orange flowers 40, water 200. Distil to 100 parts. **A. florum**, **Ol.**, "oil of neroli," a volatile oil distilled from fresh orange flowers. Dose *gtt.* j-v. **A. florum**, **Syr.**, sugar 85, orange-flower water *q. s.* A flavoring-agent. **A.**, **Infus.** (B. P.). Dose $\bar{5}$ j-ij. **A.**, **Infus.**, **Comp.** (B. P.). Dose $\bar{5}$ j-ij. **A.**, **Spt.**, oil of orange 6, alcohol 94. Dose according to quantity of alcohol desired. **A.**, **Spt.**, **Comp.**, oil of orange-peel, 20, oil of lemon 5, oil of coriander 2, oil of anise 5, deodorized alcohol *q. s.* **A.**, **Syr.**, sweet-orange peel, precipitated calcium phosphate, each 5, sugar 70, alcohol and water *q. s.* **A.**, **Tinct.** (B. P.). Dose $\bar{5}$ j-ij. **A.**, **Tinct.**, **Recentis** (B. P.), tinct. of fresh orange-peel. Dose $\bar{5}$ j-ij. **A.**, **Vinum** (B. P.), 12 per cent of alcohol.
- Auricle** (*aw'-rik-l*) [*auricula*, the outer ear]. The pinna and external meatus of the ear. The auricles of the heart are the two cavities between the veins and the ventricles. See *Circulation*, and *Heart*.
- Auricular** (*aw'-rik'-u-lar*) [*auricula*, the outer ear]. Relating to the auricle, or to the ear; as the auricular nerve, arteries, veins, etc. The *Auricular arteries*, anterior and posterior, are branches of the temporal and external carotid, supplying the auricle of the ear. **A. Finger**, the little finger. **A. Fissure**. See *Fissure*. **A. Foramen**, the outlet of the meatus of the ear. **A. Lymphatics**, small lymphatic glands near the upper end of the sterno-mastoid muscle. **A. Point**, the central point of the auricular foramen. See *Cranio-metrical Points*.
- Auriculars** (*aw'-rik'-u-lar-z*) [*auricula*, the ear]. In biology, the feathered area that conceals the ears in most birds; *regio auricularis*.
- Auriculo-bregmatic** (*aw'-rik'-u lo-breg-mat'-ik*) [*auricula*, the ear; *βρεγμα*, a soft spot]. Relating to the auricle and to the bregma.
- Auriculo-occipital** (*aw'-rik'-u lo-ok-sip'-it-al*) [*auricula*, the ear; *occiput*, the back of the head]. Pertaining
- both to the ear and the back of the head. **A. Triangle**. See *Triangle*.
- Auriculo-parotidian** (*aw'-rik'-u lo-par-ot-id'-e-an*) [*auricula*, the ear; *παραοτις*, the parotid gland]. Relating to the auricle and to the parotid gland.
- Auriculo-temporal** (*aw'-rik'-u lo-tem'-po-ral*) [*auricula*, the ear; *tempora*, the temples]. Relating to the auricle and to the temporal region. **A. nerve**, a branch of the inferior maxillary, supplying superficial parts about the auricle.
- Auriculo-ventricular** (*aw'-rik'-u lo-ven-trik'-u-lar*) [*auricula*, the ear; *ventriculus*, the ventricle]. Relating to an auricle and a ventricle of the heart. **A. opening**, the opening between the auricles and the ventricles of the heart.
- Auriform** (*aw'-rif-orm*) [*auris*, the ear; *forma*, shape]. Ear-shaped.
- Aurigo** (*aw'-ri'-go*) [L.]. An incorrect form of the word *aurugo*.
- Aurilave** (*aw'-ril-av*) [*auris*, the ear; *lavare*, to wash]. An ear-brush or ear-sponge moulded upon a handle.
- Aurin** (*aw'-rin*) [*aurum*, gold], $C_{19}H_{11}O_8$. Pararosanolic acid; a body produced on boiling the diazo-hydrochlorid of para-rosanilin with water. It dissolves in glacial acetic acid and alcohol, crystallizes in dark-red needles or prisms with metallic luster, and decomposes when heated above 220°. It is a dye-stuff used in printing calicoes and woollens and for pigments, and produces orange-red colors. See *Conspectus of Pigments*, under *Pigment*.
- Auripigment** (*aw'-rip-ig'-ment*) [*auripigmentum*, golden pigment]. See *Orpiment*.
- Auripuncture** (*aw'-re-punkt-chür*) [*auris*, ear; *punctura*, puncture]. Surgical or traumatic puncture of the membrana tympani.
- Auris** (*aw'-ris*) [L.]. The ear.
- Auriscalp** (*aw'-ris-kalp*) [*auris*, the ear; *scalpare*, to scrape]. An ear-pick or probe for the ear.
- Auriscope** (*aw'-ris-kop*) [*auris*, the ear; *σκοπεῖν*, to examine]. An instrument for examining the ear, and especially the Eustachian passage; an otoscope.
- Aurist** (*aw'-rist*) [*auris*, the ear]. A specialist in diseases of the ear.
- Aurugo** (*aw'-ru'-go*) [L.]. Yellowness; jaundice; icterus.
- Aurum** (*aw'-rum*) [L.; *gen.*, *Auri*]. Gold. Au = 196.7; quantitative, 111. One of the metals characterized as "noble" by the ancients, because of its weight and luster. It has a brilliant yellow color and will not tarnish. The metal is sometimes used as a plate on which artificial teeth are set. The chlorid locally is an escharotic. Internally its action resembles that of mercuric chlorid. In small doses it promotes digestion and stimulates the functions of the brain; in large doses it is a violent poison. It is useful in certain forms of dyspepsia, hypochondriasis, amenorrhœa, and functional impotence. Poisoning is treated by albumen (eggs) or flour, and evacuation of the stomach. **A. brom.**, $AuBr_3$, is used in epilepsy and migraine. Dose *gr.* $\frac{1}{30}$ - $\frac{1}{6}$. **A. et sodii chlor.**, soluble in water. Dose *gr.* $\frac{1}{30}$ - $\frac{1}{6}$. **A. chloridum** (unof.). Soluble. Dose *gr.* $\frac{1}{30}$ - $\frac{1}{6}$. Gold chlorid is also valued as a stain for sections of brain-tissue and of nerve-ganglia; it has been vaunted as a cure for the alcoholic habit.
- Auscult**, or **Auscultate** (*aws-kul't*; *aws'-kul-tät*) [*auscultare*, to listen to]. To perform or practise auscultation; to examine by auscultation.
- Auscultation** (*aws-kul-tä'-shun*) [*auscultare*, to listen to]. A method of investigation of the functions and condition of the respiratory, circulatory, digestive, and other organs by the sounds they themselves give out, or

that are elicited by percussion. It is called *immediate*, when the ear is directly applied to the part, and *mediate*, if by the aid of the stethoscope. *Obstetric auscultation* is practised in pregnancy to detect or study the fetal heart-sounds or the placental murmur. See *Murmur*, *Respiration*, *Râles*, *Rhontchus*, *Bronchophony*, *Pectoriloquy*, *Egophony*, *Bruit*, *Souffle*, etc. **A.-tube**, in otology, an instrument for listening to the forced passage of air through the ear of another.

Auscultatory (*aws-kul'-tat-or-e*) [*auscultare*, to listen to]. Relating to auscultation. **A. Percussion**, the practise of auscultation by one person, while another practises percussion.

Australian (*aws-träl'-yan*) [Australia]. Of or belonging to Australia. **A. Blight**. See *Angio-neurotic Edema*. **A. Sassafras**. See *Atherosperma moschata*.

Autacanthid (*aw-tak-an'-thid*) [*αὐτάνθη*, self; *ἀκάνθη*, a spine]. In biology, applied to a star-fish having many of the spines on special plates.

Autechoscope (*aw-tek'-o-skóp*) [*αὐτῶς*, self; *ἴσως*, sound; *σκοπεῖν*, to inspect]. A device for enabling a person to listen to sounds produced within his own body.

Autecious, or Autæcious (*aw-te'-shus*) [*αὐτῶς*, self; *οἶκος*, dwelling]. In biology, same as *Monæcious*; also applied to parasitic fungi that pass through all the stages of their existence on the same host.

Autenrieth and Hinsberg's Test. See *Tests*, *Table of*.

Autocarpous (*aw-to-kar'-pus*) [*αὐτῶς*, self; *καρπῶς*, fruit]. In biology, said of a fruit consisting of a superior and free ovary.

Autocatheterism (*aw-to-kath'-et-er-izm*) [*αὐτῶς*, self; *καθετήρ*, a catheter]. The passage of a catheter by a person upon himself.

Autocatheterist (*aw-to-kath'-et-er-ist*) [*αὐτῶς*, self; *καθετήρ*, a catheter]. One who practises autocatheterism.

Autocatheterization (*aw-to-kath-et-er-iz-a'-shun*). The process of catheterizing one's self.

Autochthon (*aw-tok'-thun*) [*αὐτόχθων*, sprung from the land]. An aboriginal inhabitant.

Autochthonous (*aw-tok'-thon-us*) [*αὐτόχθων*, sprung from the land]. Aboriginal; formed (as a clot) in the place where it is found.

Autocinesis (*aw-to-sin'-e'-sis*) [*αὐτῶς*, self; *κίνησις*, motion]. Motion that is voluntary, or apparently so.

Autocinetic (*aw-to-sin'-e'-ik*) [*αὐτῶς*, self; *κίνησις*, motion]. Possessed of the power of spontaneous motion.

Autoclave (*aw'-to-klāv*) [*αὐτῶς*, self; *κλῆσις*, a key]. 1. Self-fastening; closing itself. 2. An instrument for sterilizing or killing germ-life by steam-heat, the gauge indicating automatically the pressure, and therefore the degree of heat, to which the microörganism is subjected.

Autodiagnosis (*aw-to-di-ag-no'-sis*) [*αὐτῶς*, self; *διάγνωσις*, a discovering]. Self-diagnosis; the morbid impression sometimes possessed by a patient that he is affected with some particular disease. This impression may amount to a fixed and dominant idea.

Autodidact (*aw'-to-di-dakt*) [*αὐτῶς*, self; *διδάκτωρ*, taught]. One who is self-taught in his profession.

Autodigestion (*aw-to-di-jis'-chun*) [*αὐτῶς*, self; *διγερν*, to digest]. Digestion of the walls of the stomach by the gastric juice consequent upon loss of the epithelium, or upon other gastric disease. *Autopepsia*.

Autogamous (*aw-to-g'-am-us*) [*αὐτῶς*, self; *γαμω*, marriage]. In botany, a name applied to flowers that are habitually self-fertilizing.

Autogenesis (*aw-to-jen'-es-is*) [*αὐτῶς*, self; *γένεσις*, production]. Spontaneous generation; self-production.

Autogenetic (*aw-to-jen'-e'-ik*) [*αὐτῶς*, self; *γένεσις*, production]. Developed by or due to autogenesis; produced, as disease, within the organism; not enthetic.

Autogenous (*aw-toj'-en-us*) [*αὐτῶς*, self; *γένεσις*, production]. Pertaining to diseases or conditions self-producing within the body and not derived from external or objective sources; applied to poisons generated in the body by its inherent processes,—e. g., puerperal fever has been falsely supposed to be due to self-generation of the septic material.

Autographic (*aw-to-graf'-ik*) [*αὐτῶς*, self; *γράφειν*, to write]. Self-registering. **A. Skin**, a condition of vaso-motor paralysis, usually in hysterical patients, in which markings made upon the skin form quite persistent and intensely red traces. **A. Woman**, one with an *Autographic Skin*.

Autographism (*aw'-to-graf'-izm*) [*αὐτῶς*, self; *γράφειν*, to write]. The condition observed in the so-called autographic skin; dermatographism. See *Urticaria factitia*.

Autographist (*aw'-to-graf'-ist*) [*αὐτῶς*, self; *γράφειν*, to write]. One who has an autographic skin.

Autohypnotism (*aw-to-hip'-not-izm*) [*αὐτῶς*, self; *ἵπνωσις*, sleep]. Mental stupor induced by dwelling intensely upon some all-absorbing delusion. See also *Staturvolence*.

Autoinoculation (*aw-to-in-ok-u-la'-shun*) [*αὐτῶς*, self; *inoculare*, to implant]. Re inoculation by virus obtained from the same person.

Autointoxication (*aw-to-in-toks-ik-a'-shun*). See *Autotoxic*.

Autokinesis (*aw-to-kin'-e'-sis*) [*αὐτῶς*, self; *κίνησις*, movement]. 1. Voluntary movement; movement not reflex or allokinetic. 2. Movement that is apparently not volitional, but that arises from causes within the organism.

Autokinetic (*aw-to-kin'-e'-ik*) [*αὐτῶς*, self; *κίνησις*, movement]. Pertaining to, or of the nature of, autokinesis.

Autolaryngoscopy (*aw-to-lar-ing-gos'-ko-pē*) [*αὐτῶς*, self; *ἴαρις*, the larynx; *σκοπεῖν*, to examine]. The examination of one's larynx by himself.

Auto-massage (*aw-to-mas-sahzh'*) [*αὐτῶς*, self; *μασσεῖν*, to knead]. Self-massage; therapeutic manipulations of the body performed by the patient himself.

Automatic (*aw-to-mat'-ik*) [*αὐτοματίζειν*, to act spontaneously]. Performed without the influence of the will. **A. Plugger**, an instrument adapted for pounding gold foil in the cavities of teeth.

Automatism (*aw-to-mat'-izm*) [*αὐτοματίζειν*, to act spontaneously]. The performance of acts without apparent volition, as seen in certain somnambulists and in some hysterical and epileptic patients.

Automatograph (*aw-to-mat'-o-graf*) [*αὐτοματίζειν*, to act spontaneously; *γράφειν*, to record]. An instrument for registering involuntary movements of the hand.

Automaton (*aw-to-mat'-n*) [*αὐτοματῶς*, spontaneous]. One who acts in an involuntary or mechanical manner. **A. Blowpipe**. See *Blowpipe*.

Automysophobia (*aw-to-mis-o-fō'-bi-ah*) [*αὐτῶς*, self; *μῦς*, filth; *φόβος*, fear]. Insane dread of personal uncleanness.

Autonomy (*aw-ton'-o-mē*) [*αὐτῶς*, self; *νόμος*, law]. The independent existence of a disease or of a *malum morbi* within the organism.

Autonyctobatesis (*aw-to-nik-to-bat'-e'-sis*) [*αὐτῶς*, self; *νύξ*, night; *βαρνεῖν*, to walk]. Somnambulism.

Autopathic (*aw-to-path'-ik*) [*αὐτῶς*, self; *πάθος*, suffering]. The same as *Endopathic*.

Autopepsia (*aw-to-pep'-se-ah*) [*αὐτῶς*, self; *πέπειν*, to digest]. Autodigestion.

Autophagia (*aw-to-fhā'-jē-ah*) [*αὐτῶς*, self; *φαγεῖν*, to eat]. Self-consumption; emaciation.

Autophagous (*av-to-fəf'-ə-gi-us*) [*αὐτῶς*, self; *φαγῖναι*, to eat]. In biology, self-feeding as soon as hatched.

Autophagy (*av-to-fəf'-ə-jē*) [*αὐτῶς*, self; *φαγῖναι*, to eat]. In starvation the absorption of the tissues themselves for nutrition. Life may be thus continued until about half the body-weight has been consumed.

Autophilia (*av-to-fil'-i-ah*) [*αὐτῶς*, self; *φιλεῖν*, to love]. Morbid self-esteem.

Autophobia (*av-to-fob'-i-ah*) [*αὐτῶς*, self; *φοβῆ*, fear]. A morbid dread of one's self, or of solitude.

Autophonia (*av-to-fōn'-i-ah*). See *Autophony*.

Autophonomania (*av-to-fōn'-i-ah*) [*αὐτοφονία*, suicide; *μανία*, madness]. Suicidal mania.

Autophonous (*av-to-fōn'-i-ous*) [*αὐτῶς*, self; *φωνή*, voice]. Having the character of autophony.

Autophony (*av-to-fōn'-i-ny*) [*αὐτῶς*, self; *φωνή*, voice]. In auscultation, the peculiar quality of the physician's own voice while listening to the patient's chest-sounds.

Autophthalmoscope (*av-to-fəf'-thal'-mo-skop*). See *Ophthalmoscope*.

Autophyllogeny (*av-to-fil'-jəf'-en-ē*) [*αὐτῶς*, self; *φύλλον*, leaf; *γενεσις*, production]. In biology, the production of leaves by leaves.

Autoplast (*av-to-plast*) [*αὐτῶς*, self; *πλάσσειν*, to form]. In biology: 1. The chlorophyll body. 2. A cell of independent spontaneous origin.

Autoplasty (*av-to-plas-te*) [*αὐτῶς*, self; *πλάσσειν*, to form]. A method of repairing the effects of a wound or lesion involving loss of tissue by grafting or implanting fresh parts taken from other portions of the patient's body.

Autopsic (*av-to-pŏs'-ik*) [*αὐτῶς*, self; *ὄψις*, a seeing]. Relating to an autopsy.

Autopsy (*av-to-pŏs'-ē*) [*αὐτῶς*, self; *ὄψις*, a seeing]. 1. Examination, or seeing one's own self; self-inspection. 2. The post-mortem study of the body of another. The use of the word in this sense, however, is etymologically absurd. See *Accroscopy*.

Autoscope (*av-to-skop*) [*αὐτῶς*, self; *σκοπεῖν*, to see]. An instrument, e. g., the ophthalmoscope, arranged for the examination of an organ by oneself.

Autoscopy (*av-to-skŏp-ē*) [*αὐτῶς*, self; *σκοπεῖν*, to see]. The examination of one's own organs or disease by means of an autoscope.

Autosite (*av-to-sit*) [*αὐτῶς*, self; *σῖτος*, food]. 1. A monster capable of an independent existence after birth. 2. That member of a double fetal monstrosity that nourishes itself by its own organs as well as the other member, which is called the parasite.

Autositic (*av-to-sit'-ik*) [*αὐτῶς*, self; *σῖτος*, food]. Of the nature of an auto-site.

Autostethoscope (*av-to-steth'-o-skop*) [*αὐτῶς*, self; *στήθος*, the breast; *σκοπεῖν*, to examine]. A stethoscope so arranged that by it one may listen to his own chest-sounds.

Autostegestion (*av-to-steg'-jŏs'-chun*) [*αὐτῶς*, self; *συστήσις*, an intimation]. A term suggested by Page for that peculiar mental condition, often developing after railway accidents; it is intimately associated with the hypnotic state. In both of these conditions the mental spontaneity, the will, or the judgment, is more or less suppressed or obscured, and suggestions become easy. Thus the slightest traumatic action directed to any member may become the occasion of a paralysis, of a contracture, or of an arthralgia. It is also called *traumatic suggestion*.

Autotemnon (*av-to-tem'-non*) [*αὐτῶς*, self; *τεμνῖναι*, cut]. In biology, the self-dividing unicellular organism.

Autotherapy (*av-to-theŏr'-i-ah*) [*αὐτῶς*, self; *θεραπεῖν*, a waiting on]. The spontaneous or self-cure of a disease.

Autotoxemia (*av-to-toks-el'-mŏ-ah*) [*αὐτῶς*, self; *τοξικόν*, a poison; *αἷμα*, blood]. Toxemia from poisons derived from the organism itself.

Autotoxic (*av-to-toks'-ik*) [*αὐτῶς*, self; *τοξικόν*, poison]. Self-empoisonment through the absorption of noxious products of katabolism, as in *uremia*. Cf. *Autointoxication*.

Autotoxin (*av-to-toks'-in*) [*αὐτῶς*, self; *τοξικόν*, a poison]. Any product of tissue metamorphosis within the organism that has a toxic effect upon that organism.

Autotransfusion (*av-to-trans-fu'-shun*) [*αὐτῶς*, self; *transfusio*, a pouring from one vessel into another]. The transfer of the blood to the brain and other central organs by elevating the hips and legs, and by the use of elastic bandages.

Autovaccination (*av-to-vaks-in-a'-shun*) [*αὐτῶς*, self; *vacinarius*, to vaccinate]. The reinsertion of fresh vaccine-lymph upon the same person from whom it is taken, either by the vaccinated person himself or by some other person, whether intentionally or by accident.

Autumn (*av-tum*) [*autumnus*, autumn]. The fall of the year. **A. Catarrh**. Synonym of Hay-fever, occurring in August and the fall of the year.

Autumnal (*av-tum'-nal*) [*autumnus*, autumn]. Pertaining to the fall of the year. **A. Fever**. Synonym of Typhoid Fever, *q. v.*

Auxanometer (*avks-an-om'-et-er*) [*αὐξάνειν*, to grow; *μέτρον*, measure]. An instrument used in biologic study for measuring the growth of young organisms.

Auxe (*avks'-e*) [*αὐξῆ*, increase]. Enlargement in bulk or volume.

Auxesis (*avks-el'-sis*) [*αὐξήσις*, enlargement]. Increase in size or bulk. Hypertrophy is a word often incorrectly used where Auxesis is meant.

Auxetic (*avks-el'-ik*) [*αὐξητικός*, enlargement]. Characterized by auxesis.

Auxiliary (*avks-il'-e-are*) [*auxilium*, a helper]. Aiding.

Auxilium (*avks-il'-e-um*) [L., "help"]. A wheeled vehicle or ambulance with couch and mattresses, for use in the service of field military hospitals.

Auxocardia (*avks-o-kar'-de-ah*) [*αὐξή*, an increase; *καρδία*, the heart]. The normal increase of the volume of the heart during diastole, in distinction from meiocardia, the diminution during systole.

Auxospore (*avks'-o-spŏr*) [*αὐξέειν*, to grow; *σπόρος*, seed, offspring]. A large spore produced, either asexually, or by conjugation, in the Diatomaceæ.

Auxotonic (*avks-ot-n'-ik*) [*αὐξέειν*, to grow; *τόνος*, tension]. Determined by growth. **A. Movements**, in biology, movements due to growth rather than to stimulation.

Ava Kava (*ah'-vah kah'-vah*). See *Kava-Kava*.

Avalanche Theory. Pflüger's opinion that nerve-energy gathers its intensity as it passes toward the muscles.

Avelin's Apparatus. An apparatus employed in the immediate transfusion of blood. **A. Curve**. The S-shaped curve of the handles of obstetric forceps.

A. Operation. See *Operations*, *Table of*.

Avena (*av'-nah*) [L.]. A genus of plants. Oat. **A. farina**, oatmeal. **A. sativa**, the embryo of the seed of the common oat plant. It contains starch, gluten, a ferment called diastase, and a small amount of alkaline phosphates, and is a nutritious food. Dose of the concentrated tinct. or fld. ext. ℞_s—ʒij. The pericarp contains an alkaloid possessed of slight narcotic powers. Unof.

Avenin (*av'-nin*) [*avena*, the oat]. 1. A precipitate made from a tincture of *avena sativa*, or the oat. It is a nerve-stimulant and tonic. Unof. 2. A

- nitrogenous principle obtained from the oat, and nearly identical with legumin; the gluten-casein of oats.
- Avens** (*av'-enz*) [Welsh, *afans*]. A name given to several plants of the genus *Geum*. **A. Root**, the root of *Geum rivale*, a tonic and astringent. It contains gallic and tannic acids. Dose of fld. ext. $\frac{5}{8}$ ss-j. Unof.
- Avery's Operation**. See *Operations*, *Table of*.
- Aviation** (*av-ol'-shun*) [*avis*, a bird]. Artificial flight.
- Avidity** (*av-id'-it-ee*) [*avidus*, greedy]. In chemistry, the tendency of certain weak acids, in suitable conditions, to dispossess even the strongest acids and to unite with their bases.
- Avocado Pear** (*av-o-kad'-do*). See *Alligator Pear*.
- Avogadro, Law of**. See *Law and Ampère*.
- Avoirdupois Weight** (*av-or-du-poi-z' wot*) [Fr., *avoir*, to have; *du poids*, of weight]. The common English weight used for all commodities except precious metals, gems and medicines. The pound is equal to 7000 grains Troy, or 453.54 grams, or 16 ounces. The ounce is divided into 16 drams, each of 437.5 grains. See *Weights and Measures*.
- Avulsion** (*av-ul'-shun*) [*avulsio*; *avellere*, to tear away]. A traumatic or surgical tearing or wrenching away of a part, as a polypus, a limb, etc.
- Awn** (*awen*) [*ἄχρα*, chaff]. The bristle or beard of barley, oats, etc.; or any other similar appendage.
- Axial** (*aks'-e-al*) [*axis*, axis]. Pertaining to or situated in an axis. **A. Current**. Same as *A. Stream*. **A. Hypermetropia**. See *Hypermetropia*. **A. Stream**. The name given to the red column in a vessel at the seat of inflammation. The blood-corpuscles are separated, the red being packed together in the center of the vessel, while between this and the walls of the vessel is a clear layer of serum in which the white corpuscles roll along. See *Poissuille's Space*.
- Axiferous** (*aks-if'-er-us*) [*axis*, axis; *ferre*, to bear]. In biology, producing a stem-like, leafless axis, as certain fungi and algae.
- Axilemma** (*aks'-il-em-ah*) [*axis*, axis; *ἄχμα*, husk, skin]. In histology, an elastic sheath composed of neurokeratin enclosing the axis cylinder of medullated nerve-fibers.
- Axilla** (*aks-il'-ah*) [L.: *pl.*, *Axilla*]. The armpit.
- Axillar** (*aks-il'-ar*) [*avilla*, axil]. In biology, one of the tufts of soft feathers growing from the axilla, and forming part of the under wing-coverts of a bird.
- Axillary** (*aks'-il-a-re*) [*axilla*, axil]. Pertaining to the axilla. **A. Artery**, the continuation of the subclavian artery, extending from the lower border of the first rib to the insertion of the pectoralis major muscle, where it becomes the brachial. See *Arteries*, *Table of*. **A. Glands**, the lymphatic glands in the axilla. **A. Plexus**, the brachial plexus, formed by the last three cervical and the first dorsal nerves. **A. Space**, the irregular conical space of the axilla. **A. Vein**, a continuation of the brachial, corresponding with the artery and terminating in the subclavian vein.
- Axin** (*aks'-in*) [*axinus*]. A fatty and varnish-like substance produced in Mexico by an insect, *Coccus axinus*. It is used in the arts and locally in medicine, being regarded as a good vulnerary and resolvent.
- Axis** (*aks'-is*) [L. for axletree]. 1. An imaginary line passing through the center of a body. 2. The second cervical vertebra. **A.**, **Basiscranial**, in craniometry, a line drawn from the basion to the middle of the anterior border of the cerebral surface of the sphenoid bone. **A.**, **Basifacial**, in craniometry, a line drawn from the anterior border of the cerebral surface of the sphenoid to the alveolar point. **A.**, **Binauricular**, in craniometry, the imaginary line joining the two auricular points. **A.**, **Cerebrospinal**, the central nervous system. **A. Cylinder** (of a nerve), the conducting or essential part of a nerve lying in the center and surrounded by the sheath of Schwann. It is also called the axis cylinder of Purkinje. **A.**, **Frontal** (of the eye), an imaginary line running through the eyeball from right to left, and corresponding with the movements of elevation and depression of the eyeball. **A.**, **Optic**, the line from the corneal apex to the macula lutea. **A.**, **Optical**, an imaginary line passing through the center of the eye-piece of a microscope through the body, objective, stage and sub-stage, to the mirror. **A.**, **Sagittal** (of the eye), an imaginary line running through the eyeball from before backward, and coinciding with the line of vision. **A.**, **Visual**, the line from the object through the nodal point to the macula.
- Axle Teeth** (*aks'-U-teth*). See *Axle Teeth*.
- Axogaster** (*aks'-o-gas-ter*) [*ἄζωω*, axis; *γαστήρ*, stomach]. In biology the principal intestine, the *gaster principalis*.
- Axon** (*aks'-on*) [*ἄζωω*, an axis]. The axis of the body; especially the bony axis of the neuro-skeleton.
- Axospermous** (*aks-o-sperm'-us*) [*ἄζωω*, axis; *σπέρμα*, seed]. In biology, applied to fruits the seeds of which are attached to an axial placenta.
- Axungia** (*aks-un'-je-ah*) [L.: *gen.*, *Axungia*]. Fat; lard; adeps.
- Ayres's Operation**. See *Operations*, *Table of*.
- Azale** (*az'-al'*). See *Conspectus of Pigments*, under *Pigment*.
- Azalein** (*az-a-l'-in*). Same as *Rosanilin*. See also *Conspectus of Pigments*, under *Pigment*.
- Azarin** (*az'-ar-in*). See *Conspectus of Pigments*, under *Pigment*.
- Azedarach** (*az-ed'-ar-ak*) [Pers. *âzâd*, free; *dirakht*, a tree]. Pride of China, the bark of *Melia azedarach*, an Asiatic tree naturalized in the southern U. S. It occurs in curved pieces or quills, having a sweetish taste. The decoction, $\frac{5}{8}$ ij to Oj, is a gastro-intestinal irritant and anthelmintic against the round-worm. Dose $\frac{5}{8}$ ss-j. **A.**, **Ext. Fld.** Dose $\frac{5}{8}$ j. **A.**, **Tinctura**, i to 8. Dose $\frac{5}{8}$ ss-ij. Unof.
- Azerin** (*az'-er-in*) [badly formed from *â* priv.; *ἄζωω*, dry]. A ferment analogous to ptyalin and found in the digestive secretions of *Drosera*, *Nepenthes*, and probably all other insectivorous plants. It is actively antiseptic and strongly deliquescent, and hastens rapidly the wetting of flies that fall into its solution.
- Azobenzene** (*az-o-ben'-zen*) [*â* priv.; *ζωός*, living; *benzoin*], C₁₂H₁₀N₂. A compound formed by the action of sodium amalgam upon the alcoholic solution of nitro-benzene. It forms orange-red, rhombic crystals, readily soluble in alcohol and ether, but sparingly soluble in water. It melts at 68°, and distils at 203°.
- Azo-compounds**. In chemistry, compounds intermediate between the nitro-compounds and the amido-compounds, and made from the former by partial reduction, or from the latter by partial oxidation.
- Azodiphenyl Blue**. Same as *Coupler's Blue*.
- Azo-dyes**. A well defined group of the coal-tar colors, all containing the diatomic group — N = N —, bound on either side to a benzene radical. They may be prepared by reduction of the nitro-compounds in alkaline solutions, or by acting on diazo-compounds with phenols or amines of the aromatic series. The azo-dyes are the amido-derivatives of simple azo-compounds, and are to be distinguished as amidoazo-dyes and oxyazo-dyes. See *Conspectus of Pigment*, under *Pigment*.
- Azoic** (*az-o'-ik*) [*â* priv.; *ζωω*, life]. In biology, destitute of living organisms.

Azolitmin (*az-o-lit'-min*) [*á* priv.; ζωή, life; Dan. *lak*, lac; *moes*, pulp], $C_7H_5NO_6$. A deep blood-red coloring matter obtained from litmus. See *Conspectus of Pigments*, under *Pigment*.

Azoospermia (*ah-zo-o-sper'-me-ah*) [*á* priv.; ζωή, life; σπέρμα, seed]. Want of, or deficient vitality of, the spermatozooids.

AzoöspERMISM (*ah-zo-o-sper'm'-izm*) [*á* priv.; ζωή, life; σπέρμα, seed]. Absence of the spermatic elements from the seminal fluid.

Azorella (*az-o-rel'-ah*) [*l.*]. A genus of umbelliferous plants. **A. glebaria**. See *Balsam Bog*.

Azoresorcin (*az-o-res-or'-sin*) [*á* priv.; ζωός, living; Fr., *resorcine*], $C_{12}H_9NO_4$. A derivative of resorcin, occurring as dark-red and greenish crystals.

Azote (*az'-et*) [*á* priv.; ζωή, life]. A synonym of nitrogen: *Azotic acid*, nitric acid.

Azotemia (*az-o-te'-me-ah*) [*azotum*, nitrogen; αίμα, blood]. The presence of nitrogenous compounds in the blood; uremia.

AzotenesiS (*az-o-ten-e'-sis*) [*azotum*, nitrogen]. Any one of a class of diseases said to be due to a superabundance of nitrogen in the system, such as carcinoma, scurvy, gangrene, etc.

Azotometer (*az-o-tom'-et-er*) [*azotum*, nitrogen; μέτρον, a measure]. A device for the measurement of nitrogen.

Azoturia (*az-o-tu'-re-ah*) [*azotum*, nitrogen; *urina*, the urine]. An increase of the urea and urates in the urine.

Azoxybenzene (*az-oks-e-ben'-zên*) [*azotum*, nitrogen; όξύς, sharp; benzene], $C_{12}H_{10}N_2O$. A compound

obtained by the reduction of nitrobenzene. It forms long yellow needles, easily soluble in alcohol and ether, but not in water. It melts at 30°.

Azulene (*az'-u-len*). Same as *Cerulain*.

Azulin (*az'-u-lin*). See *Conspectus of Pigments*, under *Pigment*.

Azure (*az'-ur*) [ME., *azure*, blue]. Sky-blue. **A. Blue**. Same as *Cobalt Blue*, and *Ultramarine*. **A. Malachite**. See *Azurite* in *Conspectus of Pigments*, under *Pigment*.

Azurin (*az'-ur-in*). Same as *Azulin*.

Azurite (*az'-ür-it*). See *Conspectus of Pigments*, under *Pigment*.

Azygomatous (*ah-zí-gom'-at-us*) [*á* priv.; ζίγωμα, the zygomatic arch]. Destitute of zygomatic arches, as the shrews.

Azygos (*az'-íg-os*) [*á* priv.; ζυγός, a yoke]. Applied to parts that are single, not in pairs. **A. uvulæ**, a small muscle of the uvula. **A. Vein**, a vein connecting the superior and inferior vena cavae.

Azygospore (*az-i'-go-spór*) [*á* priv.; ζυγόν, yoke; σπορά, seed]. An asexually produced spore, but resembling the sexual spore or zygospore.

Azygous (*az'-íg-us*) [*á* priv.; ζυγός, a yoke]. Not paired; or, if paired, so blended as to seem one organ.

Azymia (*ah-zim'-e-ah*) [*á* priv.; ζίμη, a ferment]. Absence or lack of ferment.

Azymic (*ah-zim'-ik*) [*á* priv.; ζίμη, a ferment]. Not giving rise to fermentation.

Azzle Teeth (*az'-l-téth*) [E. dial., *assal teeth*]. A name given to the molar teeth.

B

B. In chemical terminology the symbol of *Boron*.

Ba. The chemical symbol of *Barium*.

B. A. A contraction of *Balneum aque*, a water-bath; also, of *Balneum arenæ*, a sand-bath, and of *Artium Baccalaurus*, Bachelor of Arts.

B. M. A contraction of *Balneum maris* a sea-water bath; also of *Medicine Baccalaurus*, Bachelor of Medicine.

B. V. A contraction of *Balneum vaporis*, a vapor-bath.

Babbitt Metal, a compound of metals used in prosthetic dentistry for dies in swaging plates.

Babe (*báb*) [ME., *babe*]. An infant.

Babes' Method. See *Stains*, *Table of*. **B. Oven**. See *Oven*.

Babul Gum (*ba-hool'*) [Bengal]. The gum of the tree *Acacia arabica*, or babul; an inferior sort of gum arabic.

Baby (*ba'-by*). Same as *Babe*. **B.-farm**. An institution for raising orphan and pauper infants. **B.-farming**, the business of receiving and caring for the infants of those who, for any reason, may be unable or unwilling to bring up their own children.

Baccaceous (*bak-a'-she-us*) [*bacca*, a berry]. Like a berry; baccate.

Baccate (*bak'-at*) [*bacca*, a berry]. Berry-like, or bearing berries.

Bacelli's Method. A method of treating aneurysm by passing a wire thread into the sac. See *Treatment*. **B. Sign**. See *Signs and Symptoms*, *Table of*.

Baccharis (*bak'-ar-is*) [*βάκκαρις*, a fragrant herb]. A genus of composite trees. **B. halimifolia**, the ground-

sel tree, a composite-flowered shrub of N. America; a decoction of the leaves and bark is a popular demulcent and pectoral medicine. Unof.

Bacchia (*bak'-e-ah*, or *bak-i'-ah*) [*Bacchus*, the god of wine]. A synonym of *Aene rosacea*, a condition often found in drunkards. **B. rosacea**. Synonym of *Aene rosacea*.

Bacillar, or **Bacillary** (*bas-il-ar*; *bas-il-a-re*) [*bacillum*, a rod; *bacillus*]. 1. Relating to bacilli or to a bacillus. 2. Consisting of or containing rods.

Bacilli (*bas-il'-i*) [*bacillum*, a rod]. 1. Plural of *Bacillus*, *q. v.* 2. In pharmacy, cylindrical lozenges made by cutting the lozenge mass, and rolling it into a soft cylinder, on a pill-machine.

Bacillicidal (*bas-il-is-id'-al*) [*bacillum*, a rod; *cadere*, to kill]. Destructive to bacilli.

Bacillicide (*bas-il'-is-id*) [*bacillum*, a rod; *cadere*, to kill]. 1. Destructive to bacilli. 2. An agent that destroys bacilli.

Bacilliculture (*bas-il'-e-kul'-chür*) [*bacillum*, a rod; *cultura*, cultivation]. The artificial culture of bacilli for the purpose of studying their nature and life.

Bacilliform (*bas-il'-if-orm*) [*bacillum*, rod; *forma*, form]. Having the shape or appearance of a bacillus.

Bacillum (*bas-il'-um*) [*l.*, a rod, a stick]. A stick; a cylindrical troche; an instrument for carrying a sponge; any one of the rods in the layer of rods and cones of the retina.

Bacilluria (*bas-il'-ur-ah*) [*bacillum*, a rod; ούρον, urine]. The presence of bacilli in the urine.

TYPES OF BACILLI,
SHOWING MORPHOLOGIC CHARACTERS AND ARRANGEMENT.



B. acidiformans (× 1000).



B. capsulatus (× 1200).



B. erysipelatos suis (× 1000).




B. acidi lactici (× 1000).



B. cavicola havaniensis (× 1000).



B. gracilis cadaveris (× 1200).



B. oedematis maligni (× 1000).



B. circulans (× 1200).



B. granulosis (× 800).
Those without granules represent abnormal forms.



B. anthracis (× 1200).



B. crassus sputigenus (× 1200).



B. havaniensis (× 1000).



B. arborescens (× 1200).



B. cuniculicida havaniensis (× 1200).



B. of Hog Cholera (× 1000).



B. buccalis maximus (× 1000).



B. cyanogenus (× 700).



B. of influenza (× 1000).



B. buccalis minutus (× 1000).



B. of Dantec (× 1000).



B. leprae (× 1200).



B. butyricus (× 1000).



B. diffusus (× 1000).



B. limosus (× 1000).



B. cadaveris (× 1000).



B. diphtheriae (× 1000).



B. mallei (× 1200).



B. megaterium ($\times 1200$).



B. scissus ($\times 1200$).



B. thalassophilus ($\times 1000$).



B. mesentericus vulgatus ($\times 1200$).



B. septicæmiæ hæmorrhagiæ ($\times 1200$).



B. tuberculosis ($\times 1000$).




B. neapolitanus ($\times 1000$).



B. of symptomatic anthrax ($\times 1000$).



B. typhi abdominalis ($\times 1200$).



Nitrifying *B. of Winogradsky* ($\times 900$).



B. of symptomatic anthrax, flagellate form ($\times 1000$).



B. typhi abdominalis, showing flagella ($\times 1200$).



B. pneumoniæ friedländeri ($\times 1000$).



B. syphilidis (Lustgarten) ($\times 1000$).



B. ulna of Vignal ($\times 1000$).



B. prodigiæ ($\times 1000$).



B. subtilis ($\times 1200$).



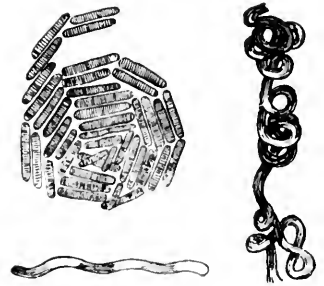
B. vermicularis ($\times 1000$).



B. rhinoscleromatis ($\times 1400$).



B. tetani ($\times 1200$).



B. zopfii (various stages of growth) ($\times 1000$).

Bacillus (*bas-il'us*) [dim. of *baculum*; *bacillum*, a small staff; *pl.*, *Bacilli*]. (a) A genus of the *Schizomycetes* established by Cohn; synonym, *Bacteridium*, Davaine; *Bacterium*, Delafond; *Vibrio*, Cohn; and including all the elongated forms except such as are spiral and have a gyratory motion, which are classed in the genus *Spirillum*. The bacilli are rigid or flexible, motile or non-motile, and reproduce either by direct fission or by endogenous spore-formation. See *Bacteria*, *Synonymatic Table of*. (b) An individual of the genus *Bacillus*. (c) A medicated rod or bougie. (d) Any rod-like body, or specifically, one of the retinal rods. (e) In botany, the term applied to the cotyledon of certain plants, e.g., the hyacinth; or to the basal portion of some flower-clusters.

Back (*bak*) [ME., *bak*]. Dorsum; posterior aspect. **B. Combination.** See *Combination*. **B. Draught** (*bak' draft*), the inspiration of whooping-cough. **B. Posture.** See *Postures*. **B. Stroke of the Heart.** See *Diastole*.

Backache (*bak'-ak*) [ME., *bak*; *aken*]. Pain in the back.

Backbone (*bak'-bon*) [ME., *bak*; *boon*]. The vertebral column.

Back-cut of Salmon. See *Salmon*, and *Operations*, *Table of*.

Bacon Infiltration (*ba'-kon-e in-fil-tra'-shun*). Same as *Albuminoid Infiltration*.

Bacteremia (*bak-ter-e'-me-ah*) [*bacterium*, rod; *aima*, blood]. The presence of bacteria in the blood.

Bacterium (*bak-te'-re-um*) [*βακτηριον*, a little stick; *pl.*, *Bacteria*]. 1. A genus of schizomycetous fungi established by Ehrenberg (1838) and Dujardin (1841); characterized by short, linear, inflexible, rod-like forms, without tendency to unite into chains or filaments. 2. The distinction between the genus *Bacterium* (Dujardin), and the genus *Bacillus* (Cohn) is not well founded, and all straight, elongated forms should be referred to the latter genus. The word *bacteria* as now employed is practically synonymous with *Schizomycetes*, *Microorganism*s, or *Microbes*, and includes those minute *Thallophytes*, with or without chlorophyll, related on the one hand to the *Nostocaceae*, and on the other to the *Flagellata*. Morphologically, bacteria are either spherical (*cocci*); in the form of straight rods (*bacilli*); or of twisted rods (*spirilli*). They occur either free, as filaments in layers, or in cube-like packets. Frequently large gelatinous masses called *Zoogloea* are formed. As regards growth they are grouped either as *Endosporous bacteria*, including those that form spores endogenously; or as *Arthrosporous bacteria*, including those that multiply by fission. Bacteria are either *aërobie*, i.e., dependent upon the presence of free oxygen for the purpose of vegetation, or *anaërobie*, in which free oxygen is not essential, as they possess the power of appropriating the oxygen of unstable organic combinations, thus acting as disorganizing, fermentative, or putrefactive agents. Again, certain forms appear to possess the ability to flourish in either condition, and are known as *facultative anaërobie*. Bacteria are either motile or non-motile; they may exist as *saprophytes*, *facultative parasites*, *strict obligate*, or *true parasites*. Those that produce pigment are known as *chromogenic*; those that produce fermentation as *zymogenic*; those that affect adversely the health of plants or animals as *pathogenic*. See *Bacteria*, *Synonymatic Table of*, and special terms under appropriate headings.

SYNONYMATIC TABLE OF BACTERIA.*

Actinobacter du lait visqueux, Duclaux. Found inropy milk. *aër.*, *nlifg.*, *upg.* **Actinobacter polymorphus.** See *Bacillus butyricus*, Prazmowski. **Actinomyces bovis**, Harz. Syn. *Cladothrix bovis*, *Cladothrix canis*, Rahe (?) Found in Actinomycosis and in sputum of tuberculous patients. Discovered by Langenbeck (1845); first correctly described by Israel (1878). Bollinger first to recognize it in cattle. Considered by Paltauf, Israel, and Wolf as a pleomorphic schizophyte. Occurs in grains the size of a poppy-seed; composed of radiating threads. Stains with anilin dyes; is not decolorized by Gram's method. Grows on egg albumin, gelatin, potato, and bouillon. *liqf.*, *pg.*, *chg.* (Sulphur-yellow.) **Æthylbacillus de Fitz.** See *Bacillus subtilis*, Ehrenberg, etc. *Amylobacter dostridium*, Trecul. See *Bacillus butyricus*, Prazmowski. **A New Bacillus of Malignant Edema**, Klein. See *Bacillus adenatis aërobie*, Klein. **Anthrax bacillus.** See *Bacillus anthracis*, Pollender and Davaine. **Arthro bacterium aceti**, De Bary. See *Bacillus aceti*, Kützing. **Arthro bacterium chlorinum**, De Bary. See *Bacillus chlorinum*, Engelmann. **Arthro bacterium merismopædioides**, De Bary. See *Bacillus merismopædioides*, Zopf. **Arthro bacterium pastorianum**, De Bary. See *Bacillus pastorianus*, Hansen. **Arthro bacterium viride**, De Bary. See *Bacillus viridis*, Van Tieghem. **Arthro bacterium zoppi.** See *Bacillus zoppi*. **Arthro-kokkaceen**, Ger. Arthrospore bacteria forming only cocci and cocci-chains. **Ascobacillus citreus**, Unna and Tommasoli. Syn. *Ascococcus citreus*. On the skin, in cases of eczema seborrhœicum. *aër.*, *liqf.*, *mot.*, *chg.* (demon-yellow), *upg.* **Ascobacterium ulvina**, Van Tieghem. Short rods occurring in liquids containing decaying leguminous seeds. **Ascococcus billrothii**, Cohn. Lobulated masses, producing a viscous fermentation of saccharine fluids and evolving butyric acid in solution of ammonium tartrate. **Ascococcus citreus**, Unna and Tommasoli. See *Ascobacillus citreus*. **Ascococcus johnei**, Cohn. See *Micrococcus botryogenus*, Rahe. **Ascococcus mesenteroides**, Cienkowski. See *Leuconostoc mesenteroides*, Cienkowski. **Ascococcus vibrans**, Van Tieghem. Upon water containing *Beggiatoæ*; distinguished from *A. billrothii* by the whirling and oscillating of the cells. **Aussatzbacillus**, Ger. See *Bacillus lepre*, Hansen. **Bacille aërogène**, Fr. See *Bacillus lactis aërogenes*, Miller. **Bacille aërophile**, Fr. See *Bacillus aërophilus*, Liborius. **Bacille brun de la pomme de terre**, Fr. See *Bacillus mesentericus fuscus*, Flügge. **Bacille butylique**, Fr. See *Bacillus butylicus*, Fitz. **Bacille butyrique**, Fr. See *Bacillus butyricus*, Pasteur. **Bacille commune de la pomme de terre**, Fr. See *Bacillus mesentericus vulgaris*, Flügge. **Bacille coprogène fétide**, Fr. See *Bacillus coprogenes fatidus*, Schottelius. **Bacille cyanogène**, Fr. See *Bacillus cyanogenus*, Hueppe. **Bacille de Bienstock**, I, II, Fr. See *Bacillus subtilis simulans*, Bienstock. **Bacille de Brieger**, Fr. See *Bacillus carivicidus*, Brieger. **Bacille de Denecke**, Fr. See *Spirillum tyrogenum*, Denecke. **Bacille de Finkler et Prior**, Fr. See *Spirillum of Finkler and Prior*. **Bacille de Hauser.** See *Proteus mirabilis*, *Proteus vulgaris*, *Proteus zookeri*, Hauser. **Bacille de Koch.** See *Bacillus tuberculosis*, Koch. **Bacille de la chylurie**, Fr. See *Bacillus of chyluria*, Wilson.

* **Abbreviations.**—*aër.* = aërobie *anaër.* = anaërobie. *chg.* = chromogenic *facanaër.* = facultative anaërobie. *liqf.* = liquefactive. *monom.* = monomorphic. *mot.* = motile. *nlifg.* = non-liquefactive. *nmot.* = non-motile. *upg.* = non-pathogenic. *obl.* = obligate. *oscl.* = oscillating. *pg.* = pathogenic *phos* = phosphorescent *pleom* = pleomorphic. *sap* = saprophytic.

Bacille de la coqueluche, Fr. See *Bacillus tussis convulsivæ*, Manassiew. Bacille de la décomposition de l'albumine, Fr. See *Bacillus putrificus coli*, Bienstock. Bacille de la diarrhée verte infantile, Fr. See *Bacillus* of green diarrhea in children, Lesage. Bacille de la diphthérie. See *Bacillus diphtheriæ*, Löfler. Bacille de la diphthérie des pigeons, Fr. See *Bacillus diphtheriæ columbarum*, Löfler. Bacille de la diphthérie des veaux, Fr. See *Bacillus diphtheriæ vitulorum*, Löfler. Bacille de la diphthérie intestinale chez les lapins, Fr. See *Bacillus* of intestinal diphtheria in rabbits, Ribbert. Bacille de la dysenterie épidémique, Fr. See *Bacillus dysentericæ*, Chantemesse and Widal. Bacille de la dysenterie épi-zoôtique des poules et des dindes, Fr. See *Bacillus* of Lucret. Bacille de la fermentation butyrique, Fr. See *Bacillus butyricus*, Prazmowski. Bacille de la fermentation lactique, Fr. See *Bacillus acidi lactici*, Hueppe. Bacille de la fièvre jaune, Fr. See *Bacillus* of yellow fever. Bacille de la fièvre puerpérale, Fr. See *Bacillus* of puerperal fever. Bacille de la fièvre typhoïde, Fr. See *Bacillus typhi abdominalis*, Eberth. Bacille de la gangrène emphysemateuse progressive. Bacille de la gangrène gazeuse, Fr. See *Bacillus aëromatis maligni*, Koch. Bacille de la gangrène senile, Fr. See *Bacillus* of senile gangrene, Tricomi. Bacille de la lèpre, Fr. See *Bacillus lepræ*, Hansen. Bacille de la malaria, Fr. See *Bacillus malariae*, Klebs and Tommasi-Crudeli. Bacille de la morve, Fr. See *Bacillus mollii*, Löfler. Bacille de la nécrose du foie des cochons d'inde, Fr. See *Bacillus* of necrosis of the liver of guinea-pigs, Eberth. Bacille de la peste porcine, Fr. See *Bacillus* of swine-plague, Marseilles, Rietsch, and Jobert. Bacille de la pseudo-tuberculose du lapin, Fr. See *Bacillus* of pseudo-tuberculosis in rabbits, Mallasaz and Vignal. Bacille de la pyémie, Fr. See *Bacillus* of pyemia, Beltzow. Bacille de la rage, Fr. See *Bacillus lyssa*, Pasteur. Bacille de la scarlatine, Fr. See *Bacillus* of scarlet fever, Crooke. Bacille de la septicémie. See *Bacillus* of septicemia in man, Klein. Bacille de la septicémie du lapin, Fr. See *Bacillus septicæmiæ hæmorrhagicae*, Sternberg. Bacille de la septicémie de la souris, Fr. See *Bacillus erysipelatos suis*, Löfler, Schütz. Bacille de la septicémie gangréneuse de la grenouille, Legrain, Fr. See *Bacillus hydrophius fuscus*, Sanarelli. Bacille de la sueur des pieds, Fr. See *Bacillus saprogenes*, H. Rosenbach, *Bacillus fatidus*, Passet, and *Bacillus graveolens*, Bordoni-Uffreduzzi. Bacille de la syphilis, Fr. See *Bacillus syphilidis*, Lustgarten. Bacille de la tuberculose, Fr. See *Bacillus tuberculosis*, Koch. Bacille de la tuberculose des vignes, Fr. See *Bacillus* of tuberculosis of vines, Corvo. Bacille de la tuberculose zoogléique, Fr. See *Bacillus* of pseudo-tuberculosis in rabbits, Mallasaz and Vignal. Bacille de la tétanie, Fr. See *Bacillus tetani*, Nicolaier. Bacille de l'érysipèle du lapin, Fr. See *Bacillus* of erysipelas in rabbits, Koch. Bacille de liborius, Fr. See *Bacillus butyricus*, Prazmowski. Bacille de l'œdème, bacille de l'œdème malin, Fr. See *Bacillus aëromatis maligni*, Pasteur, Koch. Bacille de l'urée, Fr. See *Bacillus ureæ*, Miquel. Bacille de Lustgarten, Fr. See *Bacillus syphilidis*, Lustgarten. Bacille de pneumonie, Fr. See *Bacillus pneumoniæ friedländeri*. Bacille de Prazmowski, Fr. See *Bacillus butyricus*, Prazmowski.

Bacille des pomme de terre, Fr. See *Bacillus mesentericus vulgatus*, Flügge. Bacille du beriberi, Fr. See *Bacillus beribericus*, De Lacerda. Bacille du cancer, Fr. See *Bacillus* of carcinoma, Kappin and Scheurlen. Bacille du catarrhe conjonctival. See *Bacillus* of conjunctival catarrh, Koch. Bacille du charbon, Fr. See *Bacillus anthracis*, Pollender. Bacille du charbon symptomatique, Fr. See *Bacillus chauvaci*, Bollinger and Feser. Bacille du choléra, Fr. See *Spirillum cholerae asiaticæ*, Koch. Bacille du choléra des poules, Fr. See *Bacillus septicæmiæ hæmorrhagicae*, Sternberg. Bacille du érysipèle du porc, Fr. See *Bacillus erysipelatos suis*, Pasteur. Bacille du farcin du bœuf, Fr. See *Bacillus* of Nocard. Bacille du foin, Fr. See *Bacillus subtilis*, Cohn. Bacille du jequirity, Fr. See *Bacillus* of jequirity ophthalmia. Bacille du lait bleu, Fr. See *Bacillus cyanogenus*, Hueppe. Bacille du lait jaune, Fr. See *Bacillus synxanthus*, Ehrenberg. Bacille du lait rouge, Fr. See *Bacillus prodigiosus*, Ehrenberg. Bacille du mal rouge, Fr. See *Bacillus erysipelatos suis*, Pasteur. Bacille du pus bleu, Fr. See *Bacillus pyocyaneus*, Gessard. Bacille du pus vert, Fr. See *Bacillus pyocyaneus*, Gessard. Bacille du rhinosclérome, Fr. See *Bacillus rhinoscleromatis*, Cornil and Alvarez. Bacille du rhumatisme, Fr. See *Bacillus rheumarthritidis*, Kussmaul. Bacille du rouge de morue, Fr. See *Bacillus* of Dantec. Bacille du tétanos, Fr. See *Bacillus tetani*, Nicolaier. Bacille du xerosis conjunctivæ, Fr. See *Bacillus* of xerosis epithelialis conjunctivæ, Leber, Kuschbert, and Neisser. Bacille en virgule, Fr. See *Spirillum cholerae asiaticæ*, Koch. Bacille erythrospore, Fr. See *Bacillus erythrosporus*, Eidam, Cohn. Bacille muri-septique, Fr. See *Bacillus erysipelatos suis*, Pasteur. Bacille mycoïde, Fr. See *Bacillus mycoïdes*, Flügge. Bacille néapolitaine, Fr. See *Bacillus neapolitanus*, Emmerich. Bacille pneumonique, Fr. See *Bacillus pneumonicus acilis*, Schou. Bacille puerpérale, Fr. See *Bacillus puerperalis*, Spillman. Bacille pyogène fétide, Fr. See *Bacillus pyogenes fatidus*, Passet. Bacille rouge de globig, Fr. Bacille rouge de la pomme de terre, Fr. See *Bacillus mesentericus ruber*, Globig. Bacille saprogène, Fr. See *Bacillus saprogenes*, Rosenbach. Bacille septique. See *Bacillus septicus*, Klein. Bacille septique agri-gène, Fr. See *Bacillus septicus agrogenus*, Nicolaier. Bacille typhique, Fr. See *Bacillus typhi abdominalis*, Eberth. Bacille virgule, bacille virgule cholérique, Fr. See *Spirillum cholerae asiaticæ*, Koch. Bacillen der Vergähung von Kohlenhydraten, Ger. See *Bacilli* of fermentation of carbohydrates. Bacillen aus Faeces, Ger. Microbes of the feces. Bacilles de la bouche, Fr. Microbes of the mouth. Bacilles de la fermentation des carbohydrates, Fr. See *Bacilli* of fermentation of carbohydrates. Bacilles de l'air, Fr. Microbes of the air. Bacilles de l'eau, Fr. Microbes of water. Bacilles de l'intestin, Fr. Microbes of the intestine. Bacilles de l'urine, Fr. Microbes of the urine. Bacilles de la terre, Fr. Microbes of the soil. Bacilles des selles, Fr. Microbes of the feces. Bacilles du crachat, Fr. Microbes of the sputum. Bacilles du pus, Fr. Microbes of pus. Bacilles chromogéniques, Fr. Chromogenic microbes. Ba-

Abbreviations.—*ær.* = aerobic, *anaær.* = anaërobie, *chr.* = chromogenic, *facanaær.* = facultative anaërobie, *liqf.* = liquefac-tive, *monom.* = monomorphic, *mot.* = motile, *nlqf.* = non-liquefac-tive, *nmot.* = non-motile, *npg.* = non-pathogenic, *obl.* = obligate, *osc.* = oscillating, *ptg.* = pathogenic, *phos.* = phosphorescent, *pleom.* = pleomorphic, *sap.* = saprophytic.

cilles fluorescentes, Fr. Fluorescent microbes. **Bacilles pathogéniques**, Fr. Pathogenic microbes. **Bacilles du sang**, Fr. Microbes of the blood. **Bacilles du smegma**, Fr. Microbes of the smegma. **Bacilles zymogènes**, Fr. Zymogenic microbes. **Bacilli zymogeni**, L. Zymogenic microbes. **Bacilli of Butyric Acid Fermentation**, Syn., Bacilles de la fermentation butyrique, Fr.; Bacillen der Butter-säuregärung, Ger. See *Bacillus butyricus*, Hueppe and Prazmowski. *Bacillus butylicus*, Fitz. **Bacilli of Fermentation of Carbohydrates**, Syn., Bacilles de la fermentation des carbohydrates, Fr.; Bacillen der Vergärung von Kohlenhydraten, Ger. See *Bacillus acidi lactici*, Hueppe. *Bacillus butyrius*, Hueppe and Prazmowski. *Baillus butyli us*, Fitz. *Baillus dysodes*, Zopf. *Bacillus plymixa*, Prazmowski. **Bacilli of Guillebeau** (a, b, c), obtained from milk of cows with mastitis; give rise to a peculiar fermentation of cheese. (a) *aër.*, *facanaër.*, *mot.*, *nlif.*; (b) *aër.*, *facanaër.*, *liqf.*, *mot.*; (c) *aër.*, *nlif.* **Bacilli of Ice**, Syn., Eisbacillen. Microbes of ice. **Bacilli of Pus**, Syn., *Bacilles du pus*, Fr.; Eiterbacillen, Ger. Microbes of pus. **Bacilli of Putrefaction**, Syn., Fäulniss erregende Bacillen, Ger. Microbes of putrefaction. **Bacilli of Sputum**, Microbes of the mouth. **Bacilli of the Air**, Syn., Bacilles de l'air, Fr.; Luftbacillen, Ger. Microbes of the air. **Bacilli of the Feces**, Syn., Bacilles des selles, Fr.; Kotbacillen, Bacillen aus Faeces, Ger. Microbes of the feces. **Bacilli of the Intestine**, Syn., Bacilles de l'intestine, Fr.; Darmbacillen, Ger. Microbes of the intestine. **Bacilli of the Mouth**, Syn., Bacilles de la bouche, Fr.; Mundhöhlenbacillen, Ger. Microbes of the mouth. **Bacilli of the Soil**, Syn., Bacilles de la terre, Fr.; Erdbacillen, Bodenbacillen, Ger. Microbes of the soil. **Bacilli of the Urine**, Syn., Bacilles de l'urine, Fr.; Bacillen des Harns, Ger. Microbes of the urine. **Bacilli of Water**, Syn., Bacilles de l'eau, Fr.; Wasserbacillen, Ger. Microbes of water. **Bacillo a virgola**, Ital. See *Spirillum cholerae asiaticae*, Koch. **Bacillo buterrico**, Ital. See *Bacillus butyricus*, Prazmowski. **Bacillo del carbonchio**, Ital. See *Bacillus anthracis*, Pollender. **Bacillo del carbonchio sintomatico**, Ital. See *Bacillus chauvoei*, Bollinger and Feser. **Bacillo del fieno**, Ital. See *Bacillus subtilis*, Cohn. **Bacillo della malaria**, Ital. See *Bacillus malariae*, Klebs and Tommasi-Crudeli. **Bacillo del mollusco contagioso**, Ital. See *Bacillus mollusci*, Dominico. **Bacillo del sifilide**, Ital. See *Bacillus syphilidis*, Lustgarten. **Bacillo della tubercolosi**, Ital. See *Bacillus tuberculosis*, Koch. **Bacillo tifooso**, Ital. See *Bacillus typhi abdominalis*, Eberth. **Bacillo tuberculare**, Ital. See *Bacillus tuberculosis*, Koch. **Bacillo virgolato**, Ital. See *Spirillum cholerae asiaticae*, Koch. **Bacillus a**, Vignal. See *Bacillus buccalis*, Vignal. **Bacillus acetii**, Kützing, Sommer. Syn., *Arthrobacterium acetii*, De Bary. *Bacillus aceticus*, Flügge; Bactérie du vinaigre; *Bacterium acetii*, Lanzi. Bacterium der Essiggärung; Essigferment; Essigpilz; *Micrococcus acetii*; *Mycoderma acetii*, Pasteur. Mycoderme du vinaigre. *Uvina acetii*, Kützing. Found in air and vinegar; common. Large cylindrical cells of varying size. Absorbs oxygen from air and oxidizes alcohol to acetic acid; produces vinegar; may, by further oxidation, convert this into carbonic acid and water. *aër.*, *nlif.*, *mot.*, *nfg.*, *pleom.* Cf. *Bacillus pasteurianum*, Hansen; *Bacterium xylinum*, A. J. Brown. **Bacillus aceticus**,

Flügge. See *Bacillus acetii*, Kützing. **Bacillus acidiformans**, Sternberg. Obtained from the liver of a yellow fever cadaver. *aër.*, *facanaër.*, *nlif.*, *nmot.*, *nfg.* **Bacillus acidi lactici**, Hueppe. Syn., *Bacterium lactis*, Lister. Bactérie ou Bacille de la fermentation lactique, Fr.; Bacterium der Milch-säuregärung, Ger. Found in the air and in sour milk. *aër.*, *facanaër.*, *nlif.*, *nmot.*, *nfg.* **Bacillus actinobacter**, Duclaux. Syn., *Actinobacter polymorphus*. A minute capsulated bacillus, rendering milk gelatinous and ropy. *aër.*, *nmot.* See *Bacillus butyricus*, Prazmowski. **Bacillus aërogenes**, I, II, III, Miller. Syn., *Bacterium aërogenes*, Miller. *Helicobacterium aërogenes*, Miller. Three small bacilli from the alimentary tract of healthy persons. *aër.*, *nlif.*, *mot.*, *nfg.* See *Bacillus lactis aërogenes*, Escherich. **Bacillus aërogenes capsulatus**, Welch and Nuttall. Found in the blood-vessels in a case of thoracic aneurysm. *anaër.*, *nlif.*, *nmot.*, *nfg.* **Bacillus aërophilus**, Liborius. Obtained from the air. *aër.*, *liqf.*, *nmot.*, *nfg.* Syn., *Bacille aërophile*, Fr. *Bacillus aërocinosum*. See *Bacillus pyocyanus*, Gessard. **Bacillus albuminis**, Bienenstock. Found abundantly in feces. Decomposes albumin, hence its name. *aër.*, *mot.*, *nfg.* **Bacillus albus**, Becker, Eisenberg. The white bacillus of water. Weisser Bacillus aus Wasser, Ger. *aër.*, *nlif.*, *mot.*, *nfg.* **Bacillus albus anaërobiescens**, Vaughan. Found in water. *aër.*, *facanaër.*, *nlif.*, *nmot.*, *nfg.* **Bacillus aibus cadaveris**, Strasmann and Stricker. Found in blood of cadaver. *aër.*, *liqf.*, *mot.*, *nfg.* **Bacillus albus putridis**, De Bary. Found in water. *aër.*, *liqf.*, *mot.*, *nfg.* **Bacillus allantoides**, Klein. Obtained from the air. *aër.*, *mot.*, *nfg.* Not sufficiently studied. **Bacillus allii**, Grönth. Syn., *Bacterium allii*. Found on surface of decaying onions. *aër.*, *chg.* (green), *nfg.* **Bacillus alvei**, Cheshire and Cheyne. Syn., *Bacillus prausii*, Ciesielki. *Bacillus melittorhorus*, Cohn. Bacillus of foul brood. Bacillus der Faulbrut, Ger. Obtained from bee larvae infected with "foul brood." *aër.*, *facanaër.*, *liqf.*, *mot.*, *nfg.* Also pathogenic for mice and guinea pigs. Cf. Bacillus of Canestrini. **Bacillus amylobacter**, Van Tieghem. See *Bacillus butyricus*, Prazmowski. *Bacillus amylovorus*, Burrill. See *Bacillus butyricus*, Botkin, Prazmowski. **Bacillus amylozyma**, Perdriz. Found in hydrant water (Paris). *anaër.*, *nlif.*, *mot.* Pathogenesis not determined. **Bacillus anaërobicus liquefaciens**, Sternberg. Obtained from contents of intestine of yellow fever cadaver. *anaër.*, *liqf.*, *nmot.* Pathogenesis not determined. **Bacillus anthracis**, Pollender and Davaine. Syn., *Bacterium anthracinum*, Bollinger. *Bacterium anthracis*, Zopf. *Bacterium carbunculare*, Pollender, Brauell, Delafond, Davaine. *Metallother anthracis*, Trevisan. Bacille du charbon, Fr.; Bactérie charbonneuse, Fr.; Bactérie du charbon, Fr.; Bacillus anthracis e carbonchio, Bacillo del carbonchio, It.; Milzbrand-bacillus, Ger. Bacillus of Braxy. Found in the blood of animals and persons infected with anthrax. *aër.*, *facanaër.*, *liqf.*, *nmot.*, *nfg.* **Bacillus aquaticus liquefaciens**, Pokrowsky. Found in river water (Kura), and hydrant water (Tiflis). **Bacillus aquatilis**, Frankland. Found in well-water in the chalk-formations of Kent, Eng. *aër.*, *liqf.*, *mot.*, *nfg.* **Bacillus aquatilis sulcatus**, I, II, III, IV, V. Weichselbaum. Found in hydrant water (Vienna). *aër.*, *facanaër.*, *nlif.*, *mot.*, *nfg.* **Bacillus arborescens**, Frankland. Found in hydrant water (Lon-

Abbreviations.—*aër.* = aërobie. *anaër.* = anaërobic. *chg.* = chromogenic. *facanaër.* = facultative anaërobic. *liqf.* = liquefactive. *monom.* = monomorphic. *mot.* = motile. *nlif.* = non-liquefactive. *nmot.* = non-motile. *nfg.* = non-pathogenic. *obl.* = obligate. *oscl.* = oscillating. *pg.* = pathogenic. *phos.* = phosphorescent. *pleom.* = pleomorphic. *sap.* = saprophytic

don). *aër.*, *liqf.*, *oscl.*, *chg.* (orange red), *nfz.* **Bacillus argenteo-phosphorescens**, I, II, III, Katz. Obtained respectively from sea-water, phosphorescent pieces of fish, and cuttle-fish (Sydney, N. S. W.). *aër.*, *nlif.*, *mot.* (except II), *phos.*, *ufg.* **Bacillus argenteo-phosphorescens liquefaciens**, Katz. Obtained from sea-water, near Sydney, N. S. W. *aër.*, *facanaër.*, *liqf.*, *mot.*, *phos.*, *ufg.* **Bacillus aurantiacus**, Frankland. Found in well-water. *aër.*, *nlif.*, *mot.*, *chg.* (orange), *ufg.* **Bacillus aureus**, Adametz. Found in water; also on the skin in cases of eczema seborrhoeicum. Unna and Tommasoli. *aër.*, *nlif.*, *mot.*, *chg.* (golden yellow). **Bacillus b.** Vignal. See *Bacillus buccalis*. Vignal. **Bacillus B.**, Hofmann. Found in the larvae of *Liparis monacha*. The cause of Flacherie, or Schlaßsucht. **Bacillus bei Diphtherie des Menschen**, Ger. See *Bacillus diphtherie*, Klebs and Löffler. **Bacillus bei Erysipel am Kaninchen**, **Bacillus bei Erysipel am Kaninchenohr**, Ger. See *Bacillus erysipelatus leporis*, Koch. **Bacillus bei Lichen ruber**, Ger. See *Bacillus* of Lichen ruber, Laser. **Bacillus bei Keuchhusten**, Ger. See *Bacillus tussis convulsivæ*, Afanassow. **Bacillus beri-bericus**, Lacerda. Syn., *Micrococcus* of *beri-beri*, Lacerda, Neisseria, Winkleri. Bacille du beri-beri, Fr. Bacillus of Beri-beri, Eykman. Found by Lacerda, Pekelharing, and Winkler, in the blood of persons affected with beri-beri. Negative results were obtained by Eykman and Sternberg. The disease is now held to be identical with doehmiasis, produced by the nematode worm *Doehmia duodenalis*, Leuckart. See *Beri-beri*. **Bacillus berolinensis indicus**, Clässen. Found in water of the Spree. *aër.*, *nlif.*, *mot.*, *chg.* (indigo-blue), *ufg.* **Bacillus bienstockii**, Bienstock. Found in human feces. *mot.*, *fg.* **Bacillus brassicæ**, Pommer. Found in infusions of cabbage-leaves. *aër.*, *facanaër.*, *liqf.*, *umot.*, *ufg.* **Bacillus brunneus**, Adametz and Weichmann. Found in water. *aër.*, *facanaër.*, *nlif.*, *umot.*, *ufg.* **Bacillus buccalis**, Vignal. Syn., *Bacillus ubna*, Vignal. *Bacillus a.*, Vignal; *Bacillus b.*, Vignal; *Bacillus f.*, Vignal; *Bacillus g.*, Vignal; *Bacillus j.*, Vignal. **Bacillus buccalis fortuitus**, Vignal. *Bacillus buccalis minutus*, Vignal. *Leptothrix buccalis*, Vignal. From the salivary secretions of healthy persons. *aër.*, *liqf.*, *ufg.*, *chg.* (golden yellow). **Bacillus buccalis maximus**, Miller. Found in the mouth of man. Common. Biologic characters undetermined. **Bacillus buccalis minutus**, Vignal. See *Bacillus buccalis*, Vignal. **Bacillus butylicus**, Fitz. Syn., *Bacille butylique*, Fr. See *Bacillus butyricus*, Hueppe. **Bacillus butyricus**, Botkin, Hueppe, Prazmowski. Obtained from milk, hydrant water and well-water, old cheese, garden earth, dust, etc. Syn., *Actinobacter polymorphus*, Duclaux. *Amylobacter clostridium*, Trecul. *Bacillus actinobacter*, Duclaux. *Bacillus amylobacter*, Van Tieghem. *Bacillus butylicus*, Fitz. *Bacterium navicula*, Reinke and Berthold. *Clostridium butyricum*, Prazmowski. *Micrococcus amylobacter*, Burrill. *Vibrione butyrique*, Pasteur. Bacille de la fermentation butyrique, Bacille de Liborius, Bacille de Prazmowski, Bactérie de la fermentation butyrique, Fr.; *Bacillo butterico*, Ital. *Bacterium* der Buttersäuregährung, *Butterbacillus*, *Buttersäurebacillus*, *Fetthbacillus*, *Liborius' Buttersäure bildender Bacillus*, *Kartoffelfäulebacillus*, Ger. *Butylbacillus*; *Bacillus* of butyric acid fermentation; *Bacillus* of fire-blight; *Bacillus* of pear-blight; *Micrococcus* of apple-blight; *Micrococcus* of pear-blight. One of the most widely diffused forms, exceedingly important and varied in

its powers of decomposition. It is typically anaërobic and the chief of all the ferments giving rise to butyric acid as a primary product. It plays an important part in the human economy and in the destruction of plant cellulose. Botkin regards the form observed by him as distinct. *aër.*, *facanaër.*, *liqf.*, *mot.*, *ufg.*, *pcom.* **Bacillus butyri fluorescens**, Lafar. Occurring in every sample of natural butter examined. See *Bacterium butyri collidum*, Lafar. *Bacillus mel-chloros*, Winkler and Schröter. **Bacillus butyri viscosus**, Lafar. Found in butter. *aër.*, *nlif.*, *ufg.* **Bacillus cadaveris**, Sternberg; obtained from yellow fever cadavers. *obl.*, *anaër.* (strict), *umot.*, *fg.* **Bacillus canalis capsulatus**, Mori. Found in sewer water. *aër.*, *facanaër.*, *nlif.*, *umot.*, *fg.* (for mice; guinea pigs, and rabbits immune). **Bacillus canalis parvus**, Mori. Found in sewer water. *aër.*, *nlif.*, *umot.*, *fg.* (for mice and guinea pigs). **Bacillus candicans**, Frankland. Found in soil. *aër.*, *nlif.*, *umot.*, *ufg.* **Bacillus capsulatus**, Pfeiffer. Obtained from the blood of a guinea pig. *aër.*, *facanaër.*, *nlif.*, *umot.*, *fg.* (for white mice and house mice, guinea pigs, rabbits and pigeons (septicemia). Cf. *Capsule bacillus* of Loeb. **Bacillus capsulatus mucosus**, Pasching. Found in the nasal secretions of man in cases of influenza. *aër.*, *facanaër.*, *umot.*, *nlif.*, *fg.* (for white mice and field mice), *ufg.* (for rabbits and pigeons). **Bacillus capsulatus smithii**, *a, b, c*, Theobald Smith. Syn., *Capsule bacillus* of Smith. Found in the intestines of swine. *aër.*, *facanaër.*, *nlif.*, *umot.*, *ufg.* According to Smith, possibly identical with *Bacillus lactis aërogenes*, Escherich. **Bacillus carabiformis**, Kaczynsky. Found in the stomach of meat-fed dogs. *aër.*, *liqf.*, *mot.*, *ufg.* **Bacillus carotarium**, A. Koch. Obtained from cooked carrots and sugar beets. *aër.*, *liqf.*, *umot.*, *ufg.* **Bacillus catenula**, Duclaux. Syn., *Tyrophrix catenula*. Found in cheese. *anaër.* (will however grow in air), *umot.*, *ufg.* **Bacillus caucasicus**, Kern. Syn., *Bacterium caucasicum*. *Dispora caucasia*, Kern. Grains de Kephir, Fr.; Kefirbacillus, Kefirferment, Kefirpizglomerat, Hirse des Propheten, Ger. Used in the preparation of the peculiar milk-wine, "Kefir." *aër.*, *facanaër.*, *umot.*, *ufg.* **Bacillus cavicida**, Brieger. See *Bacillus cavicidus*, Brieger. **Bacillus cavicida havaniensis**, Sternberg. Obtained from intestine of yellow fever cadaver. *aër.*, *facanaër.*, *nlif.*, *mot.* **Bacillus cavicidus**, Brieger. Syn., *Bacillus cavicida*. Brieger's bacillus. *Bacillus* de Brieger, *bactérie* de la fermentation propionique, Fr. Obtained from human feces. *aër.*, *facanaër.*, *nlif.*, *fg.* (not for rabbits or mice). Perhaps identical with *Bacillus neapolitanus*, Emmerich. **Bacillus cavizæ fortuitus**, Sternberg. Found in exudates of guinea pig inoculated with liver from yellow fever cadaver. *aër.*, *facanaër.*, *nlif.*, *mot.*, *ufg.* **Bacillus chauvæi**, Bollinger and Feser, Arloing, Comevin, and Thomas. Syn., *Bacillus* of symptomatic anthrax. Bacille du charbon symptomatique, Bactérie du charbon symptomatique, Fr.; *Ranschbrandbacillus*, *Bacillus* des Ranschbrandes, Ger.; *Bacillo del carbonchio sintomatico*, Ital. *Clostridium* of symptomatic anthrax, Neelsen and Ehlers. Found in tissues of cattle suffering from symptomatic anthrax, "black leg," or "quarter evil." *anaër.*, *liqf.*, *mot.*, *fg.* **Bacillus chlorinus**, Engelmann. Syn., *Arthrobacterium chlorinum*, De Bary. *Bacterium chlorinum*, Engelmann. Found in infusions of decaying vegetable matter. *aër.*, *sap.*, *chg.* (green), *ufg.*

Abbreviations.—*aër.* = aerobic *anaër.* = anaerobic. *chg.* = chromogenic. *facanaër.* = facultative anaërobic. *liqf.* = liquefactive. *monom.* = monomorphic. *mot.* = motile. *nlif.* = non-liquefactive. *umot.* = non-motile. *ufg.* = non-pathogenic. *obl.* = obligate. *oscl.* = oscillating. *fg.* = pathogenic. *phos.* = phosphorescent. *pcom.* = piecomorphic. *sap.* = saprophytic.

Bacillus cholerae asiaticae, Koch. See *Spirillum cholerae asiaticae*, Koch. **Bacillus cholerae gallinarum**, Flügge. See *Bacillus septicaemiae haemorrhagicae*, Sternberg. **Bacillus chromo-aromaticus**, Galtier. Obtained from the carcass of a diseased pig. *aër.*, *facanaër.*, *liqf.*, *mot.*, *pg.* (for rabbits). **Bacillus circulans**, Jordan. Found in the water of Merrimac River. *aër.*, *facanaër.*, *liqf.*, *mot.*, *npf.* **Bacillus citreus**. See *Ascohabacillus citreus*, Unna and Tommasoli. **Bacillus citreus cadaveris**, Strassmann. Found in cadaver. *aër.*, *liqf.*, *nmot.*, *chg.* (yellow). **Bacillus claviformis**, Duclaux. Syn., *Tyrothrix claviformis*, Duclaux. Found in fermenting casein. *anaër.*, *pg.* **Bacillus cloacae**, Jordan. One of the most common microbes in sewage. *aër.*, *facanaër.*, *liqf.*, *mot.*, *npf.* **Bacillus coeruleus**, Smith. Found in river water (Schuykill). *aër.*, *liqf.*, *chg.* (blue), *npf.* **Bacillus coli communis**. See *Bacillus neapolitanus*, Emmerich. **Bacillus coli similis**, Sternberg. Obtained from human liver. *aër.*, *facanaër.*, *nlif.*, *nmot.*, *npf.* **Bacillus constrictus**, Zimmermann. Found in water. *aër.*, *facanaër.*, *nlif.*, *mot.*, *chg.* (cadmium yellow), *npf.* **Bacillus coprogenes foetidus**, Schottelius. Syn., Darmbacillus von Schottelius, Ger.; Bacille coprogène fetide, Fr. Obtained from intestinal contents of pigs dead of malignant erysipelas. *aër.*, *nlif.*, *nmot.*, *pg.* **Bacillus coprogenes parvus**. Syn., Mäusesepitkämieähnlicher Bacillus, Eisenberg. Obtained from human feces. *aër.*, *nlif.*, *nmot.*, *pg.* **Bacillus crassus**, Van Tieghem. The broadest known bacterium, 4 μ . *mot.*, *npf.* **Bacillus crassus sputigenus**, Kreibohm. Syn., *Bacillus sputigenus crassus*. From the sputum and tongue of man. *aër.*, *nlif.*, *nmot.*, *pg.* **Bacillus crystallosus**. **Bacillus cuneatus**. Syn., *Bacterium cuneatum*, Rivolta. Found in the blood and viscera of horses, cattle, and dogs dead of septic processes. *pg.* **Bacillus cuniculicida**, Flügge. **Bacillus cuniculicidus**, Koch. See *Bacillus septicaemiae haemorrhagicae*, Sternberg. **Bacillus cuniculicida havaniensis**, Sternberg. Found in viscera of yellow fever cadavers. *aër.*, *facanaër.*, *nlif.*, *pg.* **Bacillus cuticularis**, Tils. Found in water. *aër.*, *liqf.*, *mot.*, *chg.* (yellow), *npf.* **Bacillus cyaneo phosphorescens**, Katz. Obtained from sea water (Australia). *aër.*, *facanaër.*, *liqf.*, *mot.*, *phos.*, *chg.* (greenish), *npf.* **Bacillus cyanofuscus**, Beyerinck. Obtained from glue and Edam cheese. *aër.*, *chg.* (green, changing to blue, brown, black), *liqf.*, *mot.*, *npf.* **Bacillus cyanogenus**, Fuchs. Hueppe, Neelsen. Syn., *Bacillus lactis cyanogenus*. *Bacillus syncyanum*. *Bacterium cyanogenum*, Fuchs, *Bacterium syncyanum*, Ehrenberg, Schröter. *Vibrio cyanogenus*, Fuchs. *Vibrio syncyanus*, Ehrenberg. Bacille du lait bleu, Bacille cyanogène, Microbe du lait bleu, Fr. Pilz der blauen Milch, Ger. Bacillus of blue milk. Found in milk. *aër.*, *nlif.*, *mot.*, *chg.* (grayish blue), *npf.* **Bacillus cystiformis**, Clado. Found in urine of patient with cystitis. *aër.*, *nlif.*, *mot.*, *npf.* **Bacillus delicatulus**, Jordan. Found in hydrant water (Lawrence, Mass.). *aër.*, *liqf.*, *mot.*, *npf.* **Bacillus dentalis viridans**, Miller. Syn., Miller's bacillus. Found in carious dentine. *aër.*, *facanaër.*, *nlif.*, *pg.* **Bacillus denitrificans**, Giltay and Aberson. Obtained from the soil, air, and sewage. *aër.*, *nlif.*, *mot.*, *npf.* Cf. *Bacterium denitrificans*, Gayon and Dupetit. **Bacillus der Akne contagiosa des Pferdes**. See Bacillus of horse pox. **Bacillus der amerikanischen**

Rinderseuche, Canerva. See Bacillus of swine plague, Marseilles. **Bacillus des Bindehautcatarrhs**, Koch. See Bacillus of conjunctival catarrh. **Bacillus der blauen Milch**. See *Bacillus cyanogenus*, Fuchs. **Bacillus der Büffelseuche**, Oreste, Armeni. See *Bacillus septicaemiae haemorrhagicae*, Sternberg. **Bacillus der Buttersäuregärung**. See *Bacillus butyricus*, Prazmowski. **Bacillus der Chyluria**. See Bacillus of chyluria, Wilson. **Bacillus der Dachseleber**, Marpmann. Found in the necrotic portions from the abscesses in the liver of a badger. **Bacillus der Eiweisszersetzung**. See *Bacillus putrificus coli*, Dienstock. **Bacillus der Faulbrut**. See *Bacillus alvei*, Cheshire and Cheyne. **Bacillus der Fretchenseuche** (ferret disease), Eberth and Schimmelbusch. See Bacillus of swine plague, Marseilles. **Bacillus des gelben Fiebers**. See Bacillus of yellow fever. **Bacillus der Haderkrankheit**. See *Bacillus hominis capsulatus*, Bordoni-Uffreduzzi. **Bacillus der Harnstoffgärung**. See *Bacillus ureae*, Leube. **Bacillus der Hühnercholera**. See *Bacillus septicaemiae haemorrhagicae*, Sternberg. **Bacillus der Jequirity Ophthalmie**. Ger. See Bacillus of jequirity ophthalmia, De Wecker. **Bacillus der Kälberdiphtherie**, Ger. See *Bacillus diphtheriae vitulorum*, Löffler. **Bacillus der Kaninchenseptikämie**, Koch. See *Bacillus septicaemiae haemorrhagicae*, Sternberg. **Bacillus der Lepra**. See *Bacillus leprae*, Hansen. **Bacillus der Lungen des Rindviehs**, Ger. See Bacillus of the lungs of cattle, Lüdtig. **Bacillus der Malaria**, Ger. See *Bacillus malariae*, Klebs and Tommasi Crudeli. **Bacillus der Mäusesepitkämie**. See *Bacillus erysipelatos suis*, Sternberg. **Bacillus der Pseudotuberculose der Kaninchen**, Ger. See Bacillus of pseudotuberculosis in rabbits. **Bacillus des Puerperalfiebers**, Ger. See *Bacillus puerperalis*, Engel and Spillman. **Bacillus der Pyämie**, Ger. See Bacillus of pyemia, Beltzow. **Bacillus der Rinderseuche**, Kitt. Ger. See *Bacillus septicaemiae haemorrhagicae*, Sternberg. **Bacillus der roten Milch**. See *Bacillus prodigiosus*, Ehrenberg. **Bacillus der schleimigen Milch**, Löffler, Ger. See *Bacillus lactis fituitosi*, Löffler. **Bacillus der Schweinepest**, Ger. See *Bacillus ex pneumo-enteritide suis*, Klein. **Bacillus der Schweineseuche**, Löffler and Schutz. See *Bacillus septicaemiae haemorrhagicae*, Sternberg. **Bacillus der Schweineseuche Marseilles**, Rietsch and Jobert. See Bacillus of swine plague, Marseilles. **Bacillus der Septikämie bei Mäusen**, Ger. See *Bacillus erysipelatos suis*, Sternberg. **Bacillus der Taubendiphtherie**. See *Bacillus diphtheriae columbarum*, Löffler. **Bacillus der Wildseuche**, Hueppe, Ger. See *Bacillus septicaemiae haemorrhagicae*, Sternberg. **Bacillus der Wurmkrantheit**. See Bacillus of Nocard. **Bacillus der Xerosis epithelialis conjunctivae**. See Bacillus of xerosis epithelialis conjunctivae, Leber, Kuschbert, and Neisser. **Bacillus des Aussatzes**, Ger. See *Bacillus leprae*, Hansen. **Bacillus des Blutes**, Ger. See Bacillus of the blood. **Bacillus des Erysipelas malignum beim Schwein**, Ger. See *Bacillus erysipelatos suis*, Sternberg. **Bacillus des Geflügeltyphoid**, Ger. See *Bacillus septicaemiae haemorrhagicae*, Sternberg. **Bacillus des grünblauen Eiters**, Ger., also Bacillus des grünen Eiters. See *Bacillus pyocyanus*, Gesard. **Bacillus des Harns**, Ger. Microbe of the urine. **Bacillus des Keuchstussens**, Ger. See *Bacillus tussis convulsiva*, Afanassiew. **Bacillus des**

Abbreviations.—*aër.* = aerobic. *anaër* = anaerobic. *chg.* = chromogenic. *facanaër* = facultative anaerobic. *liqf.* = liquefactive. *monom.* = monomorphic. *mot.* = motile. *nlif.* = non-liquefactive. *nmot.* = non-motile. *npf.* = non-pathogenic. *obl.* = obligate. *osc.* = oscillating. *pg.* = pathogenic. *phos.* = phosphorescent. *plom.* = pleomorphic. *sap.* = saprophytic.

Milchfæces, Bacillus des Milchkotes, Ger. See *Bacillus neapolitanus*, Emmerich, and *Bacillus lactis aërogenes*, Escherich. **Bacillus des Pseudo-schweinerotlaufs, Ger.** See *Bacillus parvus ovalis*, Löffler. **Bacillus des Rauschbrandes, Ger.** See *Bacillus chauveci*, Bollinger and Feser. **Bacillus des Rhinoscleroms, Ger.** See *Bacillus rhinoscleromatis*, Cornil and Alvarez. **Bacillus des roten Brodes, Ger.** See *Bacillus prodigiosus*, Ehrenberg. **Bacillus des Rotzes, Ger.** See *Bacillus mallei*, Löffler. **Bacillus des Schweinerotlaufs, Löffler and Schütz, Ger. Syn., Bacillus erysipelatos suis, Sternberg.** **Bacillus des Wundstarrkrampfes, Ger.** See *Bacillus tetani*, Nicolaier. **Bacillus devorans, Zimmermann.** Found in well water. *aër., facanaër., liqf., mot., nfg.* **Bacillus diffusus, Frankland.** Found in the soil. *aër., liqf., nfg.* **Bacillus diphtheriæ, Klebs and Löffler. Syn., Bacillus diphtheriticus, Bacillus diphtheritidis, Micrococcus diphtheriticus, Cohn.** Bacillus bei Diphtherie des Menschen. Bacterie der Diphtherie, Ger. Bacille de la diphtherie, Bactérie de la diphtherie, Fr. Found in diphtheritic false membranes. *aër., nliqf., nmot., facanaër., fg.* **Bacillus diphtheriæ columbarum, Löffler.** Bacillus der Taubendiphtherie. Bacterium der Diphtherie bei Menschen und Tauben, Ger. Bacille de la diphtherie des pigeons, Fr. From the pseudomembranes in the mouths of pigeons infected with pigeon diphtheria. *aër., nliqf., nmot., fg.* **Bacillus diphtheriæ vitulorum, Löffler.** Bacille de la diphtherie des veaux, Fr. Bacillus der Kälberdiphtherie, Ger. From the pseudomembranes in the mouths of calves infected with epidemic diphtheria; culture experiments unsuccessful. *fg.* Rabbits and guinea pigs immune. **Bacillus diphtheriticus, Bacillus diphtheridis, Bacillus diphtheritis.** See *Bacillus diphtherie*, Klebs and Löffler. **Bacillus distortus, Duclaux. Syn., Tyrothrix distortus.** Found in milk and cheese. *aër., mot., nfg.* **Bacillus dysentericæ, Chantemesse and Widal. Syn., Bacille de la dysenterie epidemique; Microbe de la dysenterie epidemique, Fr.** Found in the intestinal contents and viscera of dysentery cadavers. *aër., nliqf., fg.* **Bacillus dysodes, Zopf. Syn., Bacterium dysodes.** Found in yeast, inducing fermentative changes in bread, causing it to smell disagreeably and to become greasy and unfit for use. **Bacillus Emmerich.** See *Bacillus neapolitanus*, Emmerich. **Bacillus endocarditidis capsulatus, Weichselbaum.** From viscera of man who died of endocarditis with thrombi. *aër., nliqf., fg.* **Bacillus endocarditidis griseus, Weichselbaum.** From the heart in a case of endocarditis recurrens ulcrosa. *aër., nliqf., mot., fg.* **Bacillus enteritidis, Gärtner.** Obtained from the tissues of a cow killed on account of sickness attended with mucous diarrhæa, and from the spleen of a man who died shortly after eating of the flesh of this cow. *aër., nliqf., mot., fg.* Dogs, cats, chickens, and sparrows are immune. **Bacillus epidermidis, Bizzozero. Syn., Leptothrix epidermidis, Microsporon minutissimum, Burchart.** From the epidermis between the toes. *aër., nliqf., nfg.* **Bacillus epidermidis, Bordoni-Uffreduzzi.** See Bacillus of Scheuren. **Bacillus Epsilon, von Miller.** See *Spirillum*, Finkler-Prior. **Bacillus erysipelatos suis, Koch, Löffler, Schütz, Pasteur. Syn., Bacillus erysipela malignum, Bacillus minimus, Bacillus murisepticus, Flügge, Bacillus septicus, Koch.** Bacille de la septicémie de la souris, Bacille du érysipèle du porc, Bacille du mal rouge,

Bacille du rouge du porc, Pasteur, Bacille muriseptique, Fr. Bacillus der Mäuseseptikämie, Koch. Bacillus des Rotlaufs, Bacillus des Schweinerotlaufs, Löffler, Schütz. Rotlaufbacillus, Ger. Bacillus of mouse septicæmia. Bacillus of hog erysipelas. First obtained by Koch by injecting putrefying flesh beneath the skin of mice, afterward by Löffler and Schütz from carcasses of swine dead of "Rotlauf." *aër., facanaër., nliqf., fg.* **Bacillus erysipelatos leporis, Koch. Syn., Bacillus bei Erysipel am Kaninchen, Bacillus bei Erysipel am Kaninchenohr, Ger. Bacille de l'erysipèle du lapin, Fr.** Bacillus of erysipelas in the rabbit. Found in the erysipelatos inflammation in a rabbit's ear caused by the injection of mouse's dung. **Bacillus erythrosporus, Eidam, Cohn, and Milet. Syn., Bacille érythrospore, Fr.** Found in putrefying albuminous fluids, water, etc. *aër., nliqf., mot., chg.* (greenish yellow, fluorescent), *nfg.* **Bacillus ethaceticus, Frankland.** Cause of fermentation of arabinox. **Bacillus ex pneumo-enteritidis suis, E. Klein, Schütz, Salmon, Cornil, Chantemesse, Selander. Syn., Microbe der Schweinspocken, Ger.; Bacille de la pneumo-entérite du porc, Fr.** Bacillus of hog cholera. Found in the intestinal contents, blood, and viscera of swine dead of hog cholera. *aër., facanaër., nliqf., mot., fg.* **Bacillus f, Vignal. See Bacillus buccalis, Vignal.** **Bacillus facultatus, Sadebeck and E. Fränkel.** Found in non-malignant pharyngeal mycosis. **Bacillus figurans, Crookshank. See Bacillus mesentericus vulgatus.** **Bacillus figurans, Vaughan.** Found in water. *aër., liqf., mot., nfg.* **Bacillus filiformis, Duclaux. Syn., Tyrothrix filiformis.** Found in cheese and milk. *aër., mot., nfg.* **Bacillus filiformis, Tils.** Found in water. *aër., liqf., oscl., nfg.* **Bacillus filiformis havaniensis, Sternberg.** From the liver of a yellow fever cadaver. *anaër., facanaër., nliqf., nmot., nfg.* **Bacillus fitzianus, Zopf. See Bacillus subtilis, Cohn.** **Bacillus flavescens, Pohl.** Found in swamp water. *aër., nliqf., chg.* (yellow). **Bacillus fœtidus, Liborius. Syn., Bacterium fœtidum, Clostridium fœtidum, Liborius.** Corpuscles brillants, Micrococci of S. Le. M. Moore. Obtained from soil. *anaër., liqf., mot.* **Bacillus fœtidus lactis, Jensen.** From milk. *aër., nliqf., nfg.* **Bacillus fœtidus ozænae, Hajek.** Obtained from nasal secretions of patients with ozæna. *aër., facanaër., liqf., mot., fg.* **Bacillus flavocoriaceus, Eisenberg. Syn., Sulphur yellow bacillus (Adametz).** Found in water. *aër., nliqf., nmot., chg.* (sulphur yellow), *nfg.* **Bacillus flavus, Macé.** Found in drinking water. *aër., liqf., chg.* (golden yellow), *nmot.* **Bacillus fluorescens aureus, Zimmermann.** Found in hydrant water (Chemnitz). *aër., nliqf., mot., chg.* (ocher yellow), *nfg.* **Bacillus fluorescens longus, Zimmermann.** Found in hydrant water (Chemnitz). *aër., nliqf., mot., chg.* (grayish yellow), *nfg.* **Bacillus fluorescens liquefaciens, Flügge.** Common in water and putrefying infusions. *aër., liqf., mot., chg.* (greenish yellow), *nfg.* Cf. *Bacillus viscosus*, Frankland. **Bacillus fluorescens liquefaciens minutissimus, Unna and Tommasoli.** Found upon skin in cases of eczema seborrhœicum. *aër., facanaër., liqf., mot., chg.* (greenish yellow), *nfg.* Possibly identical with the preceding species. **Bacillus fluorescens nivalis, Schmolck. Syn., Bacillus nivalis, Gletscher bacillus, Glacier bacillus.** Found in snow and ice water from Norwegian glaciers. *aër., liqf., mot., chg.* (bluish green), *nfg.* **Bacillus fluorescens non-liquefaciens, Schiller.**

Abbreviations.—*aër.* = aerobic. *anaër.* = anaerobic. *chg.* = chromogenic. *facanaër.* = facultative anaerobic. *liqf.* = liquefactive. *monom.* = monomorphic. *mot.* = motile. *nliqf.* = non-liquefactive. *nmot.* = non-motile. *nfg.* = non-pathogenic. *obl.* = obligate. *oscl.* = oscillating. *fg.* = pathogenic. *phos.* = phosphorescent. *pleom.* = pleomorphic. *sap.* = saprophytic.

Found in water. *aër.*, *uliqf.*, *nmot.*, *chg.* (greenish yellow), *npf.* According to Baumgarten identical with the *Bacillus* of Lesage. ***Bacillus fluorescens putidus***, Flüggé. Found in water. *aër.*, *uliqf.*, *mot.*, *chg.* (greenish), *npf.* ***Bacillus fluorescens tenuis***, Zimmermann. Found in hydrant water (Chemnitz). *aër.*, *uliqf.*, *nmot.*, *chg.* (greenish yellow), *npf.* ***Bacillus fœtidus***, Passet. Syn., *Bacterium fœtidum*, Thin. *Clostridium fœtidum*, Liborius. Corpuscles brillants. Found in cases of fetid sweating feet, in the exudations of mice inoculated with garden earth, and in cases of malignant edema. *anaër.*, *liqf.*, *mot.*, *npf.* ***Bacillus fœtidus lactis***, Jensen. Found in milk. *aër.*, *uliqf.*, *npf.* Resembles *Bacillus neapolitanus*, Emmerich. ***Bacillus fulvus***, Zimmermann. Found in hydrant water, (Chemnitz). *aër.*, *liqf.*, *nm t.*, *chg.* (gamboge yellow), *npf.* ***Bacillus fuscus***. Obtained from a putrefying infusion of maize, from the air, etc. Cf. *Bacterium brunneum*, Schröter. ***Bacillus fuscus limbatus***, Scheibenzuber. Obtained from rotten eggs. *aër.*, *facanaër.*, *uliqf.*, *mot.*, *chg.* (brown), *npf.* ***Bacillus galinarum***, Klein. Found in blood of chickens dead of a disease resembling chicken cholera. *aër.*, *uliqf.*, *nmot.*, *pg.* ***Bacillus gasoformans***, Eisenberg. Found in water. *aër.*, *facanaër.*, *liqf.*, *mot.*, *npf.* ***Bacillus gaytoni***, Cheshire. The cause of a disease of honey-bees. Cf. *Bacillus alvei*, Cheshire and Cheyne. ***Bacillus geniculatus***, De Bary. Syn., *Tyrothrix geniculatus*, Duclaux, *Bacterium en zigzag*, Fr. Found in the contents of the stomach. *aër.*, *uliqf.*, *mot.*, *npf.* ***Bacillus gingivæ***, Miller. ***Bacillus gingivæ pyogenes***, Miller. See *Bacterium gingivæ pyogenes*, Miller. Found in a filthy mouth, and in purulent dental pulp. *aër.*, *facanaër.*, *liqf.*, *pg.* (for white mice, guinea pigs, and rabbits). ***Bacillus glaucus***, Maschek. Found in water. *aër.*, *liqf.*, *nmot.*, *chg.* (gray), *npf.* ***Bacillus gliscrogenum***. See *Bacterium gliscrogenum*, Malerba. ***Bacillus glycerinæ***, Buchner. See *Bacillus subtilis*, Cohn. ***Bacillus gracilis***, Zimmermann. Found in hydrant water, (Chemnitz). *aër.*, *facanaër.*, *liqf.*, *oscl.*, *npf.* ***Bacillus gracilis anarobiescens***, Vaughan. Found in water. *aër.*, *facanaër.*, *uliqf.*, *mot.*, *npf.* ***Bacillus gracilis cadaveris***, Sternberg. Obtained in human liver. *aër.*, *facanaër.*, *nmot.*, *uliqf.*, *pg.* ***Bacillus granulosis***, Russel. Found in mud (Bay of Naples). *aër.*, *facanaër.*, *liqf.*, *nmot.* Pathogenesis not determined. ***Bacillus graveolens***, Bordoni-Uffreduzzi. Syn., *Bacille de la sueur des pieds*, Fr. Compare *Bacillus saprogenes*, II, Rosenbach, and *Bacillus fœtidus*, Passet. Found on epidermis between the toes of man. *aër.*, *liqf.*, *npf.* ***Bacillus guttatus***, Zimmermann. Found in hydrant water (Chemnitz). *aër.*, *facanaër.*, *liqf.*, *mot.*, *npf.* ***Bacillus halophilus***, Russel. Obtained from water and mud (Bay of Naples). *aër.*, *liqf.*, *mot.* Pathogenesis not determined. ***Bacillus hansenii***, Rasmussen. Found in various nutrient liquids. *aër.*, *mot.*, *chg.* (chrome yellow to yellowish brown). ***Bacillus havaniensis***, Sternberg. Syn., *Micrococcus havaniensis*, (?) Sternberg. ***Bacillus havaniensis liquefaciens***, Sternberg. Obtained from the surface of the body of patients in the hospital at Havana. *aër.*, *uliqf.*, *chg.* (blood-red). ***Bacillus helvolus***, Zimmermann. Found in hydrant water (Chemnitz). *aër.*, *liqf.*, *mot.* (rotary only), *chg.* (Naples yellow), *npf.* ***Bacillus heminecrobiphilus***, Arloing. Found in a caseous lymphatic gland of a guinea pig. *aër.*, *facanaër.*, *uliqf.*, *mot.*, *pg.* ***Bacillus***

hepaticus fortuitus, Sternberg. Obtained from the exudations of a guinea pig inoculated with liver from a yellow fever patient. *aër.*, *uliqf.*, *mot.*, *npf.* ***Bacillus hessii***, Guillebeau. Found in cow's milk. *aër.*, *liqf.*, *mot.* Pathogenesis not determined. ***Bacillus hominis capsulatus***, Bordoni-Uffreduzzi. Syn., *Protus capsulatus septicus*, Banti. *Protus hominis capsulatus*, Bordoni-Uffreduzzi. *Bacillus* der Hadernkrankheit, *Bacillus* of rag-picker's disease. Obtained from persons dead from rag-picker's disease. *aër.*, *uliqf.*, *nmot.*, *pg.* ***Bacillus hyacinthi septicus***, Heinz. Found in diseased hyacinths. *aër.*, *facanaër.*, *uliqf.*, *mot.*, *npf.* Cf. *Bacterium hyacinthi*, Wakker. ***Bacillus hyalinus***, Jordan. Found in hydrant water (Lawrence, Mass.). *aër.*, *facanaër.*, *liqf.*, *mot.*, *npf.* Reduces nitrates rapidly. ***Bacillus hydrophilus fuscus***, Sanerelli. Syn., *Bacille de la septiciémie gan grénoise de la grenouille*, Légram. From the lymph of diseased frogs. *aër.*, *liqf.*, *mot.*, *pg.* ***Bacillus implexus***, Zimmermann. Found in hydrant water (Chemnitz). *aër.*, *liqf.*, *mot.*, *npf.* ***Bacillus incanus***, Pohl. Found in swamp water. *aër.*, *liqf.*, *mot.* Not sufficiently studied. ***Bacillus indicus***, Koch. Syn., *Bacillus indicus ruber*, Koch. *Micrococcus indicus*, Koch. Found in the intestinal contents of a monkey. *aër.*, *facanaër.*, *liqf.*, *mot.*, *chg.* (brick-red), *pg.* (for rabbits). ***Bacillus indigoferus***, Classen. Found in river water (Spree). *aër.*, *uliqf.*, *mot.*, *chg.* (deep indigo blue), *npf.* ***Bacillus indigogenus***, Alvarez. Found in an infusion of the leaves of the indigo plant. (*Indigofera tinctoria*, L.). *aër.*, *mot.*, *chg.* (indigo blue), *pg.* ***Bacillus inflatus***, A. Koch. Obtained from the air. *aër.*, *liqf.*, *mot.*, *npf.* ***Bacillus intestinus motilis***, Sternberg. From the intestinal contents of yellow fever cadavers. *aër.*, *facanaër.*, *uliqf.*, *mot.*, *npf.* ***Bacillus inunctus***, Pohl. Found in swamp water. *aër.*, *facanaër.*, *liqf.*, *mot.* Pathogenesis not determined. ***Bacillus invisibilis***, Vaughan. Found in water. *aër.*, *facanaër.*, *uliqf.*, *mot.*, *npf.* ***Bacillus iodococcus vaginatus***, Miller. See *Iodooccus vaginatus*. ***Bacillus iris***, Frick. *aër.*, *uliqf.*, *nmot.* (green), *npf.* ***Bacillus janthinus***, Zopf. Syn., *Bacterium janthinus*, Zopf. Violet bacillus, found in sewage (Lawrence, Mass.). *aër.*, *liqf.*, *mot.*, *chg.* (bluish violet), *npf.* ***Bacillus kaukasicus***, Ger. See *Bacillus caucasicus*, Kern. ***Bacillus klebsii***. See *Bacillus sphaeroides*, Lustgarten. ***Bacillus lactis***, Pasteur. See *Bacillus acidi lactici*, Hueppe. ***Bacillus lactis aërogenes***, Escherich and Abelous. Syn., *Bacillus aërogenes*, *Bacillus capsulatus*, Smith. *Bacterium lactis aërogenes*, Escherich. *Bacille aërogène*, Fr.; *Bacillus* des Milchkotes, *Bacillus* des Milchfaeces, Ger. Found in the stomach and intestine of healthy adults. *aër.*, *facanaër.*, *uliqf.*, *npf.* ***Bacillus lactis albus***, Löffler. Found in milk. *aër.*, *liqf.*, *mot.*, *npf.* ***Bacillus lactis cyanogenus***. See *Bacillus cyanogenus*, Hueppe. ***Bacillus lactis erythrogenes***, Hueppe and Baginsky. Syn., *Bacillus* of red milk. Found in milk and the feces of a child. *aër.*, *liqf.*, *nmot.*, *chg.* (yellow and red), *npf.* ***Bacillus lactis pituitosi***, Löffler. Syn., *Bacillus lactis viscosus*, Adametz. Löffler's che *Bacillus* der schleimigen Milch. Found in milk. *aër.*, *uliqf.*, *npf.* ***Bacillus lactis viscosus***, Adametz. Found in ropy milk. *aër.*, *uliqf.*, *nmot.*, *npf.* ***Bacillus latericeus***, Eisenberg. Syn., *Ziegelroter bacillus*, Adametz. Found in water. *aër.*, *uliqf.*, *nmot.*, *chg.* (brick red), *npf.* ***Bacillus leiodermos***, Löffler. Syn., *Bacillus lodermos*, Flüggé.

Abbreviations.—*aër.* = aerobic. *anaër.* = anaerobic. *chg.* = chromogenic. *facanaër.* = facultative anaerobic. *liqf.* = liquefactive. *monom.* = monomorphic. *mot.* = motile. *uliqf.* = non-liquefactive. *nmot.* = non-motile. *npf.* = non-pathogenic. *obl.* = obligate. *oscl.* = oscillating. *pg.* = pathogenic. *phos.* = phosphorescent. *pleom.* = pleomorphic. *sap.* = saprophytic.

Glatthautbildender Kartoffelbacillus, Gummibacillus. Found in milk. *aër., liqf., mot., nps.* **Bacillus leporis lethalis**, Gilber and Sternberg. From the intestinal contents of yellow fever patients. *aër., liqf., mot., ps.* **Bacillus lepræ**, Armauer and Hansen. Syn., Aussatzbacillus, Bacillus der Lepra, Bacillus des Aussatzes, Ger.; Bacille de la lèpre, Fr.; Bacillo della lebbra, It. Found in leprous tubercles. Cannot be cultivated in ordinary media. Specific pathogenesis settled by inoculation of a condemned criminal. **Bacillus leptosporus**, L. Klein. Obtained from the air. *aër., mot., nps.* **Bacillus lethalis**, Babes. Syn., *Proteus lethalis*. *Proteus* bei Lungengangrüne des Menschen. Obtained from spleen and lung of patient dead of septicemia. *aër., facanaër., liqf., mot., ps.* **Bacillus limbatus acidi lactici**, Marpmann. Found in cow's milk. *aër., nliqf., nmot., nps.* **Bacillus limosus**, Kussel. Obtained from mud (Bay of Naples). *aër., liqf., mot.* Pathogenesis not determined. **Bacillus lineola**. See *Bacterium lineola*, Cohn. **Bacillus liodermos**, Flügge. See *Bacillus liodermos*, Löffler. **Bacillus liquefaciens**, Eisenberg. Found in water. *aër., liqf., m.t., nps.* **Bacillus liquefaciens bovis**, Arloing. Syn., *Pneumobacillus liqfaciens bovis*. From the lungs of a diseased ox. *aër., facanaër., liqf., nmot., ps.* **Bacillus liquefaciens communis**, Sternberg. Obtained from the feces of yellow fever patients. *aër., facanaër., liqf., mot., nps.* **Bacillus liquefaciens magnus**, Lüderitz. Found in the exudates of mice inoculated with garden earth. *anaër., liqf., mot., nps.* **Bacillus liquefaciens parvus**, Lüderitz. Source same as last. *anaër., liqf., nmot., nps.* **Bacillus liquidus**, Frankland. Found in river water (Thames). Common. *aër., liqf., mot., nps.* **Bacillus litoralis**, Russel. Obtained from mud (Bay of Naples). *aër., facanaër., liqf., mot.* Pathogenesis not determined. **Bacillus lividus**, Plagge and Proskauer. Found in hydrant water (Berlin). *aër., facanaër., liqf., mot., chg.* (brick red), *nps.* **Bacillus lucens**, Van Tieghem. Syn., *Bacterium lucens*, Van Tieghem. Found on the surface of water. *aër., nmot.* Brilliant. **Bacillus luteus**, Flügge. Syn., *Bacterium luteum*. List. Gelber Bacillus, Ger. Found in superficial layers of gelatin plate culture. *aër., nmot., nliqf., ch.* (yellow), *nps.* **Bacillus luteus suis**, Salmon and Smith. Found in the perivisceral fluids of swine. *aër., liqf., mot., chg.* (yellow red). Smells like glue. **Bacillus lyssæ**, Pasteur. Syn., *Cocciobacterium lyssæ*, Rivolta. *Lissophyton suspectum*, Hallier. Micrococci della rabbia, Ital. Bacille de la rage, Fr.; Hundswutbacillus, Ger. Cf. *Bacterium septicum sputigenum*, Fraenkel. Found in saliva of hydrophobic patients and animals. Cf. *Bacillus septicus sputigenus*, Flügge. **Bacillus maidis**, Cuboni. From macerated corn and the feces of pellagra patients. *aër., liqf., mot., nps.* **Bacillus malanriæ**, Israel. See *Bacillus malli*, Löffler. **Bacillus malarie**, Klebs and Tommasi-Crudeli. Syn., Bacille de la malaria, Bacille du sang, Fr.; Bacillus der Malaria, Bacillus des Blutes, Blutbacillus, Ger.; Bacillo della malaria, It. Bacillus of the blood. Obtained from the soil and air of the Campagna, from swamps, from the blood of malarial patients, etc. Pathogenesis disputed. **Bacillus mallei**, Löffler. Syn., *Bacillus malandriæ*, Israel; Rotzbacillus, Bacillus des Rotzes, Ger.; Bacille de la morve, Fr. Found in the nasal discharges, nodules, etc., of animals with glanders. *aër., facanaër., nmot.* (strictly parasitic), *ps.* (proven by inoculation).

Bacillus martinez, Sternberg. Obtained from the liver of a yellow fever cadaver. *aër., facanaër., nliqf., nmot., nps.* **Bacillus maydis**. See *Bacillus maidis*, Cuboni. Syn., *Bacterium maydis*, Cuboni; Batterio della pellagra, It. **Bacillus megaterium**, De Bary. Found on the leaves of boiled cabbage. *aër., liqf., mot., nps.* **Bacillus melanosporus**, Eidam. Obtained from the air. *aër., facanaër., chg.* (black), *nps.* **Bacillus meliitophorus**. See *Bacillus alvei*, Cheshire and Cheyne. **Bacillus melochloros**, Winkler and Schrötter. Syn., *Bacillus butyri fluorescens*, Lafar. Obtained from the dejections of the larva in a wormy apple. *aër., liqf., mot., chg.* (emerald green), *ps.* (for rabbits). **Bacillus membranaceus amethystinus**, Eisenberg. Found in well water (Spalato). *aër., liqf., nmot., chg.* (dark violet), *nps.* **Bacillus meningitidis purulentæ**, Naumann and Schäffer. Obtained from pus taken from beneath the pia mater in a person dead of purulent meningitis. *aër., facanaër., nliqf., mot., ps.* **Bacillus merismopædioides**, Zopf. Syn., *Arthro-bacterium* or *Bacterium merismopædioides*, De Bary. Obtained from sewage mud; the type of the so-called "tablet cocci." **Bacillus mesentericus fuscus**, Flügge. Syn., Kartoffelbacillus, Ger.; Bacille brun de la pomme de terre, Fr. Potato bacillus. Obtained from the air, hay dust, water, etc. Common. *aër., liqf., mot., nps.* **Bacillus mesentericus ruber**, Globig. Syn., Kartoffelbacillus; Roter Kartoffelbacillus, Ger.; Bacille rouge de la pomme de terre, Bacille rouge de Globig, Fr. Potato bacillus. Found upon potatoes. *aër., liqf., mot., chg.* (reddish yellow or pink), *nps.* **Bacillus mesentericus vulgatus**, Flügge. Syn., *Bacillus figurans*, Crookshank. *Proteus vulgaris*. Bacille commun de la pomme de terre, Bacille des pommes de terre, Fr.; Kartoffelbacillus, Ger. Potato bacillus. Common. Found in potatoes, water, milk, intestinal contents of man, etc. *aër., liqf., nps.* **Bacillus miniaceus**, Zimmermann. See *Bacillus ruber*, Frank and Cohn. **Bacillus minimus**, Klebs. See *Bacillus erysipelatos suis*, Koch, etc. **Bacillus mirabilis**, Hauser. Syn., *Proteus mirabilis*. Bacille de Hauser, Fr. Obtained from decaying animal matter. *aër., facanaër., liqf., mot., ps.* **Bacillus molluscii**, Domenico. Syn., Bacillo del mollusco contagioso, Dominico, Ital. Found in molluscan contagiosum, resembles somewhat *Bacillus lepræ* and *Bacillus malarie*. Pathogenesis disputed, the disease being attributed by some to sporosperms. **Bacillus multipediculosus**, Flügge. Syn., *Bacillus multipedicularis*. Found in air and water. *aër., nliqf., nmot., nps.* **Bacillus murisepticus**, Flügge. See *Bacillus erysipelatos suis*, Koch. **Bacillus murisepticus pleomorphus**, Karlinki. Found in purulent uterine discharges. *aër., facanaër., liqf., mot., ps.* Probably identical with *Proteus vulgaris*, Hauser. **Bacillus muscoides**, Liborius. Found in soil, old cheese, cow dung, etc. *anaër., nliqf., mot., nps.* **Bacillus mycoides**, Flügge. Syn., Erdbacillus, Ger.; Bacille mycoïde, Fr. Common in soil and water. *aër., nliqf., mot., nps.* **Bacillus mycoides roseus**, Scholl. Found in the soil. *aër., liqf., chg.* (red), *nps.* **Bacillus neapolitanus**, Emmerich. Syn., *Bacillus coli communis*, *Bacterium coli commune*, Escherich, *Bacterium neapolitanum*, Colon bacillus of Escherich, Emmerich's Bacillus, Emmerich's Neaplerbacillus; Bacille neapolitaine, Fr.; Bacillus des Milchכות, Bacillus des Milchfæces, Ger.; Bacillus of Booker, a to n.

Abbreviations.—*aër.* = aerobic. *anaër.* = anaerobic. *chg.* = chromogenic. *facanaër.* = facultative anaerobic. *liqf.* = liquefactive. *monom.* = monomorphic. *mot.* = motile. *nliqf.* = non-liquefactive. *nmot.* = non-motile. *nps.* = non-pathogenic. *obl.* = obligate. *osc.* = oscillating. *ps.* = phosphorescent. *pleom.* = pleomorphic. *sap.* = saprophytic.

Found in the air, in putrefying infusions and constantly in the alvine discharges of healthy and unhealthy human beings, also in those of many animals. From the blood, various organs and feces of cholera patients at Naples, hence the name. *aër., facanaër., nliqf., pg.* **Bacillus necrophorus**, Löffler. Obtained from rabbits after inoculation in the anterior chamber of the eye with portions of condyloma. *aër., facanaër., nliqf., pleom., pg.* **Bacillus nivalis**, Schmolck. See *Bacillus fluoreseens nivalis*, Schmolck. **Bacillus nodosus parvus**, Lustgarten. From the healthy urethra of man. *aër., facanaër., nliqf., nmot., nps.* **Bacillus nubilus**, Frankland. From hydrant water (London). *aër., facanaër., liqf., nps.* **Bacillus ochraceus**, Zimmermann. From hydrant water (Chemnitz). *aër., liqf., mot., chg.* (ocher-yellow), *nps.* **Bacillus œdematis aërobicus**. A new bacillus of malignant edema, Klein. Found in the exudates of guinea pigs after inoculating with garden earth. *aër., facanaër., nliqf., mot., pg.* **Bacillus œdematis maligni**, Koch. Syn., *Bacillus œdematis*, Koch; *Bacillus septicus*, Pasteur; Vibriion septique, Vibriion pyogenique, Pasteur; Bacille de l'œdème, Bacille de l'œdème malin, Bacille de la gangrène emphysematëuse progressive, Bacille de la gangrène gazeuse, Fr.; Microben der gasigen Gangrâne, Ger. Bacillus of gangrene, Bacillus of gangrenous septicemia. Pink bacillus of spreading edema, A. B. Harris. A widely scattered species, obtained from surface soil, dust, putrefying matter, foul water, etc., and from the exudates produced by inoculating animals with garden earth. *anaër., liqf., mot., pg.* **Bacillus of Acne Contagiosa of Horses**. See Bacillus of horse pox. **Bacillus of Afanassiew**. See *Bacillus tussis convulsiva*, Afanassiew. **Bacillus of Albuminous Decomposition**. See *Bacillus putrificus coli*, Bienstock. **Bacillus of Allantiasis**, Müller, Hoppe-Seyler. See also *Sarcina botulina*, Van den Corput. Cf. Bacillus of choleraic diarrhoea from meat poisoning, Klein. Found in poisonous sausages, particularly in "Blunzen." *aër., liqf., pg.* **Bacillus of Alopecia areata**, Kasauli. Found attached to the hairs from the diseased patches; easily cultivated. See *Micrococcus of Alopecia areata*, Robinson, and *Bacterium decalvans*, Thim. **Bacillus of Babes and Oprescu**. Obtained from a case presenting symptoms of typhus fever. *aër., facanaër., nliqf., mot., pg.* **Bacillus of Belfanti and Pascarella**. Syn., Impfitetanusbacillus, Ger. From the pus of wounds in a person dead of tetanus. *aër., facanaër., nliqf., nmot., pg.* **Bacillus of Beri-beri**, Eykmann. See *Bacillus beribericus*, Lacerda. **Bacillus of Blue Milk**. See *Bacillus cyanogenus*, Hueppe. **Bacillus of Blue or Green Pus**. See *Bacillus pyocyaneus*, Gessard. **Bacillus of Booker, a to n**. Found in alvine discharges of children suffering from cholera infantum; probably varieties of *Bacillus neapolitanus*, Emmerich. **Bacillus of Bovet**. Obtained from the intestines of a woman dead of acute choleraic enteritis. *aër., nliqf., mot., pg.* **Bacillus of Braxy**. See *Bacillus anthracis*, Pollender and Davaine. **Bacillus of Bronchitis**, Lumnitzer. Syn., Bacillus of Lumnitzer. From the bronchial secretions in cases of putrid bronchitis. *aër., mot.* Cf. *Micrococcus of bronchitis*, Picchini. **Bacillus of Butyric Acid Fermentation**. See *Bacillus butyricus*, Prazmowski. **Bacillus of Carcinoma**, Rappin and Scheurlen and Domingo-Freire. Syn., Bacille du cancer, Fr. See Bacillus of Scheurlen. **Bacillus of Canestrini**.

Found in larvae and bees suffering from a malady common among bees in certain parts of Italy. *aër., liqf., mot., chg.* (pink), *pg.* **Bacillus of Canon and Fielicke**. See Bacillus of measles. **Bacillus of Cattle Plague**, Metschnikoff. See *Bacillus septicæmiæ hæmorrhagiæ*, Sternberg. **Bacillus of Casal and Vaillard**. Obtained from cheesy nodules upon the peritoneum and in the pancreas. *aër., facanaër., liqf., mot., pg.* **Bacillus of Chancroid**, Ducrey. Found in pustules developed upon the arm from the inoculation of chancroidal virus; does not grow in artificial cultures. Cf. *Micrococcus ulceris mollis*. **Bacillus of Cheese**. See *Spirillum tyroganum*, Denecke. **Bacillus of Chicken Cholera**. See *Bacillus septicæmiæ hæmorrhagiæ*, Sternberg. **Bacillus of Cholera**. See *Spirillum cholerae asiatica*, Koch. **Bacillus of Choleraic Diarrhoea from Meat Poisoning**, Klein. Found in the blood and feces of persons poisoned with tainted meat. Cf. Bacillus of allantiasis, Müller and Hoppe-Seyler. **Bacillus of Cholera in Ducks**, Cornil and Toupet. Obtained from the blood of ducks that had died of an epidemic disease characterized by choleraic symptoms. *aër., nliqf., nmot., pg.* (for ducks, but not for chickens or pigeons). **Bacillus of Chyluria**, Wilson. Syn., Bacillus der Chyluria, Ger.; Bacille de la chylurie, Fr.; Found in the coagulum of chylous urine. *aër., facanaër., mot.* **Bacillus of Colomiatti**. Obtained from cases of conjunctivitis and xerotic masses in the eye. *aër., nliqf., nmot., nps.* Cf. Bacillus of xerosis epithelialis conjunctivæ, Leber. **Bacillus of Conjunctival Catarrh**, Koch. Syn., Bacille du catarrhe conjunctival, Fr.; Bacillus des Bindehautcatarrhs, Ger.; Bacillus of conjunctivitis, Bacillus of pink eye, Weeks. *aër., nliqf., pg.* Resembles *Bacillus xerosis*. **Bacillus of Dantec**. Syn., Bacille du rouge de morue, Fr. Obtained from salted codfish to which it gives a red color. *aër., liqf., mot., chg.* (red), *nps.* **Bacillus of Davaine's septicæmia**. See *Bacillus septicæmiæ hæmorrhagiæ*, Sternberg. **Bacillus of Demme**. Obtained from the contents of tumors and pustules and from the blood of patients suffering from erythema nodosum. *aër., facanaër. (?) nliqf., pg.* (to guinea pigs; rabbits, dogs and goats refractory). **Bacillus of Diphtheria in Calves**. See *Bacillus diphtheriæ vitulorum*, Löffler. **Bacillus of Diphtheria in Doves**. See *Bacillus diphtheriæ columbarum*, Löffler. **Bacillus of Diphtheria in Man**. See *Bacillus diphtheriæ*, Klebs and Löffler. **Bacillus of Döderlein**. See *Bacillus vaginalis*, Döderlein. **Bacillus of Endocarditis**. See *Bacillus progenes fetidus*, Fränkel and Saenger. **Bacillus of Egyptian Catarrhal Conjunctivitis**. See Bacillus of Kartulis. **Bacillus of Erysipelas in the Rabbit**, Koch. See *Bacillus erysipelatos leporis*, Koch. **Bacillus of False Hog Cholera**. See *Bacillus parvus ovatus*, Löffler. **Bacillus of False Tuberculosis in Rabbits**. See Bacillus of pseudo-tuberculosis in rabbits, Malassez and Vignal. **Bacillus of Fiocca**. Found in the saliva of cats and dogs. *aër., facanaër., nliqf., nmot., pg.* (for rabbits, guinea pigs, rats, mice). **Bacillus of Foot Sweat**. Syn., Fuss-schweis-bacillus, Ger.; Bacille de la sueur des pieds, Fr. See *Bacillus fetidus*, *Bacillus saprogenus No. II*, and *Bacterium graveolens*. **Bacillus of Foul Brood of Bees**. See *Bacillus atevi*, Cheshire and Cheyne. **Bacillus of Fowl Cholera**. See *Bacillus septicæmiæ hæmorrhagiæ*, Sternberg. **Bacillus of Friedländer**. See *Bacillus pneumonicæ friedländeri*. **Bacillus of Fulles**, III.

Abbreviations.—*aër.* = aerobic, *anaër.* = anaerobic, *chg.* = chromogenic, *facanaër.* = facultative anaerobic, *liqf.* = liquefactive, *monom.* = monomorph, *mot.* = motile, *nliqf.* = non-liquefactive, *nmot.* = non-motile, *nps.* = non-pathogenic, *obl.* = obligate, *oscl.* = oscillating, *pg.* = pathogenic, *phos.* = phosphorescent, *pleom.* = pleomorphic, *sap.* = saprophytic.

Found in the soil. *aër.*, *uliqf.*, *mot.*, *npg.* **Bacillus of Gangrene.** See *Bacillus edematis maligni*, Koch. *Bacillus saprogenes*, III, Rosenbach, and *Bacillus of senile gangrene.* **Bacillus of Gangrenous Septicemia.** Syn., Bacille de la gangrène gazeuse. See *Bacillus edematis maligni*, Koch. **Bacillus of Gessner.** See *Bacterium tholoidesum*, Gessner. **Bacillus of Glanders.** See *Bacillus mallei*, Löffler. **Bacillus of Green Diarrhea in Children,** Lesage. See *Bacillus of Lesage.* **Bacillus of Green Pus.** See *Bacillus pyovaneus*, Gessard. **Bacillus of Grouse Disease,** Klein. Obtained from the lungs and liver of grouse that had died of an epidemic disease. *aër.*, *uliqf.*, *nmot.*, *fg.* (for mice, guinea pigs, linnets, green finches, sparrows; chickens, pigeons and rabbits immune). **Bacillus of Hay Infusions.** See *Bacillus subtilis*, Ehrenberg. **Bacillus of Heminecrobiphilus,** Arloing. Obtained from the callous lymphatic glands of a guinea pig. *aër.*, *facanaër.*, *uliqf.*, *mot.*, *pleom.*, *fg.* **Bacillus of Hog Cholera,** Salmon and Smith. See *Bacillus ex pneumo-enteritide suis*, Klein. **Bacillus of Hog Erysipelas.** See *Bacillus erysipelatos suis*, Koch, etc. **Bacillus of Horse Pox,** Dieckerhoff and Grawitz. Syn., *Bacillus of acne contagiosa of horses.* *Bacillus der Akne contagiosa des Pferdes,* Ger. Obtained from the pustules of horses suffering from acne contagiosa. *aër.*, *uliqf.*, *fg.* **Bacillus of Hydrophobia.** See *Bacillus lysae*, Pasteur. **Bacillus of Icterus,** Karlinsky and Ducamp. Found in the blood during an attack of infectious icterus. Did not thrive on ordinary culture media. **Bacillus of Influenza,** Pfeiffer, Kitasato and Canon. Syn., *Bacille de Pfeiffer*, *Bacille de l'influenza*, *Influenza bacillus.* Found in the purulent bronchial secretions and in the blood of persons suffering from epidemic influenza. *aër.*, *nmot.*, *fg.* Cf. *Micrococcus influenzae*, Letzerich. **Bacillus of Intestinal Diphtheria in Rabbits,** Ribbert. Syn., *Bacille de la diphthérie intestinale chez les lapins*, Fr. Obtained from the viscera of rabbits dead of a disease characterized by a diphtheritic inflammation of the intestinal mucous membrane. *aër.*, *uliqf.*, *nmot.* (?) *fg.* **Bacillus of Jeffries.** A group (A, G, J, K, P, S, Z.) of bacilli, resembling *Bacillus neapolitanus*, Emmerich, and *Bacillus lactis avrogenes*, Escherich. Found in the alvine discharges of children suffering from summer diarrhea. *anaër.*, *npg.* **Bacillus of Jequirity Ophthalmia,** DeWecker and Sattler. Syn., *Bacille du jequirity*, Fr.; *Jequiritypälz*, Ger. Found in cases of jequirity ophthalmia and in infusions of jequirity seeds (*Abrus precatorius*), the supposed source of Abrin. *aër.*, *liqf.*, *mot.*, *npg.* The disease is now held to be caused by a soluble poison, *jequiritin*. **Bacillus of Karlinski.** See *Bacillus murisepticus pleomorphus*, Karlinski. **Bacillus of Kartulis,** Koch and Kartulis. Obtained from the conjunctiva in cases of Egyptian catarrhal conjunctivitis. *aër.* Pathogenesis not well determined. **Bacillus of Koubasoff.** Obtained from carcinomatous growth in the human stomach. *aër.*, *facanaër.*, *uliqf.*, *mot.*, *fg.* (for guinea pigs and rabbits). Cf. *Bacillus of Scheuerlen.* **Bacillus of Lactic Acid Fermentation.** See *Bacillus acidii lactici*, Hueppe. **Bacillus of Laser.** Obtained from mice infected with an epidemic disease. *aër.*, *facanaër.*, *uliqf.*, *mot.*, *fg.* (for field mice, guinea pigs, rabbits and pigeons). **Bacillus of Leprosy.** See *Bacillus leproe*, Hansen. **Bacillus of Lesage.** Syn., *Bacille de la diarrhée verte infantile*, Fr. *Bacillus of green diarrhea in children.* Obtained in the green alvine discharges of

infants suffering from green diarrhea. *aër.*, *uliqf.*, *mot.*, *fg.* According to Baumgarten identical with *Bacillus fluorescens non-liquefaciens*, Schiller. **Bacillus of Letzerich.** Obtained from the urine of children suffering from nephritis interstitialis primaria. *aër.*, *liqf.*, *fg.* **Bacillus of Liborius.** See *Bacillus amylobacter*, Prazmowski. **Bacillus of Lichen Ruber,** Laser. Syn., *Bacillus bei Lichen ruber*, Ger. Found in the lymph passages in cases of lichen ruber. **Bacillus of Lucet.** Syn., *Bacille de la dysenterie epizoötique des poules et des dindes*, Fr. Obtained from chickens and turkeys suffering from an infectious form of septicemia characterized by dysenteric discharges. *aër.*, *facanaër.*, *uliqf.*, *nmot.*, *fg.* **Bacillus of Lumnitzer.** See *Bacillus of Bronchitis.* **Bacillus of Lupus.** See *Bacillus Tuberculosis*, Koch. **Bacillus of Lustgarten.** See *Bacillus syphilidis*, Lustgarten. **Bacillus of Lymph in Fishes,** Oliver and Richef. Observed in the lymph of certain fishes. *aër.*, *mot.*, *npg.* **Bacillus of Malaria.** See *Bacillus malarie*, Klebs and Tommasi-Crudeli. **Bacillus of Malignant Edema.** See *Bacillus edematis maligni*, Koch. **Bacillus of Measles,** Canon and Pielicke. Syn., *Bacillus of Canon and Pielicke.* Found in the blood and in the secretions of the nose and conjunctiva of persons with measles. Cf. *Micrococcus of measles*, Klebs and Keating. **Bacillus of Mouse Septicemia.** See *Bacillus erysipelatos suis*, Pasteur. **Bacillus of Necrosis of the Liver in Badgers,** Eberth. Found in the necrotic liver of a badger. **Bacillus of Necrosis of the Liver in Guinea Pigs,** Eberth. Found in the necrotic liver of a guinea pig. **Bacillus of Nephritis,** Letzerich. See *Bacillus of Letzerich.* **Bacillus of Nocard.** Syn., *Bacille du farcin du bœuf*, Fr.; *Bacillus der Würmkrankheit*, Ger. Found in the superficial abscesses of cattle suffering from farcy. *aër.*, *nmot.*, *fg.* **Bacillus of Okada.** Obtained from the dust between the boards of a floor. *aër.*, *facanaër.*, *uliqf.*, *nmot.*, *fg.* **Bacillus of Osteomyelitis,** Kraske and Becker. Found in cases of osteomyelitis. *aër.*, *liqf.* (or in some forms *uliqf.*), *mot.*, *pleom.*, *fg.* Held by Pasteur as identical with the micrococcus of furuncle, q. v. **Bacillus of Phthisis.** See *Bacillus tuberculosis* Koch. **Bacillus of Pink Eye,** Weeks. See *Bacillus of conjunctival catarrh*, Koch. **Bacillus of Potato Rot,** Kramer. Syn., *Nassfäulebacillus.* Obtained from potatoes affected with wet rot. *aër.*, *liqf.*, *mot.*, *npg.* Putrefies the albuminous substances of potatoes. **Bacillus of Pseudo-tuberculosis in Rabbits,** Eberth, Malassez, and Vignal. Syn., *Bacille de la tuberculose zoogléique*, *Bacille de la pseudo-tuberculose du lapin*, Fr.; *Bacillus der Pseudo-tuberculose der Kaninchen*, Ger. Found in the nodular deposits characteristic of this disease. **Bacillus of Puerperal Fever.** See *Bacillus puerperalis*, Engel and Spillmann. **Bacillus of Purpura Hæmorrhagica of Babes.** Obtained from the viscera of a patient dead of purpura hæmorrhagica. *aër.*, *facanaër.*, *liqf.*, *nmot.*, *fg.* Resembles the next two forms. **Bacillus of Purpura Hæmorrhagica of Kolb.** Obtained from the viscera of patients dead of purpura. *aër.*, *facanaër.*, *uliqf.*, *nmot.*, *fg.* **Bacillus of Purpura Hæmorrhagica of Tizzoni and Giovannini.** Obtained from the blood of two children dead of purpura hæmorrhagica. *aër.*, *facanaër.*, *uliqf.*, *nmot.*, *fg.* **Bacillus of Pyemia,** Beltzow. Syn., *Bacille de la pyémie*, Fr.; *Bacillus der Pyämie*, Ger. Two forms found in pyemia, one of which resembles *Bacillus edematis*

Abbreviations.—*aër.* = aerobic. *anaër.* = anaerobic. *chg.* = chromogenic. *facanaër.* = facultative anaerobic. *liqf.* = liquefactive. *monom.* = monomorphic. *mot.* = motile. *uliqf.* = non-liquefactive. *nmot.* = non-motile. *npg.* = non-pathogenic. *obl.* = obligate. *oscl.* = oscillating. *pg.* = pathogenic. *phos.* = phosphorescent. *pleom.* = pleomorphic. *sap.* = saprophytic.

maligni, Koch. **Bacillus of Rabbit Septicemia.** See *Bacillus septicæmiæ hæmorrhagica*, Sternberg. **Bacillus of Rabies.** See *Bacillus lyssæ*, Pasteur. **Bacillus of Rag Pickers' Disease.** See *Bacillus hominis capsulatus*, Bordoni-Uffreduzzi. **Bacillus of Red Bread.** See *Bacillus prodigiosus*, Ehrenberg. **Bacillus of Red Milk.** See *Bacillus lactis erythrogenes*, Hueppe; and *Bacillus prodigiosus*, Ehrenberg. **Bacillus of Rheumatism.** See *Bacillus rheumarthritidis*, Kussmaul. **Bacillus of Rhinoscleroma.** See *Bacillus rhinoscleromatis*, Cornil and Alvarez. **Bacillus of Roth, I, II.** Obtained from old rags. *aër., facanaër., nliqf., nmot., pg.* Resembles *Bacillus neapolitanus*, Emmerich; and *Bacillus cavicidus*, Burger. **Bacillus of Rouget.** See *Bacillus erysipelatos suis*, Koch, etc. **Bacillus of Scarlet Fever,** Crooke. Syn., Bacille de la scarlatine, Fr. Found in the nasal mucus and tissues of the throat in a case of anginous scarlet fever. *mot.* Resembles *Bacillus adematis maligni*, Koch, and the Proteus of Hauser. According to Doehle the parasite of this disease is a protozoön. Cf. *Micrococcus Scarlatine*. **Bacillus of Scheuflen,** Scheuflen, Kapin, and Domingo-Freire. Syn., *Bacillus epidermidis*, Bordoni-Uffreduzzi. From cancerous tissues and from mammary epithelia of healthy persons. According to Macé possibly identical with a variety of *Bacillus mesentericus vulgaris*, Flügge. *aër., liqf., mot., nfg.* **Bacillus of Schimmelbusch.** Obtained from the necrotic tissues of a case of cancrum oris or noma. *aër., nliqf., pg.* **Bacillus of Schou.** See *Bacillus pneumonicus agilis*, Schou. **Bacillus of Senile Gangrene,** Tricomi. Syn., Bacille de la gangrene sénile, Fr. Bacillus of gangrene, Bacillus of Tricomi. Found in the blood, in the tissues along the line of demarcation, in the subcutaneous tissue and the lymph spaces of the skin, and in the ichorous discharge. *aër., liqf., nmot., pg.* Cf. *Bacillus adematis maligni*, Koch, and *Bacillus saprogenes, III*, Rosenbach. **Bacillus of Septicæmia in Man,** Klein. Syn., Bacille de la septicémie, Fr. **Bacillus of Southern Cattle Plague,** F. S. Billings. Syn., Bacillus of Texas fever in cattle. Bacillus der amerikanischen Kinderseuche, Canerva. Found in the blood, viscera, and manure of cattle infected with cattle plague or Texas fever; also in the ticks (*Boöphilus bovis*, Curtice) infecting the cattle, and in their discharges. The spread of the disease is largely due to the manure of the cattle and also indirectly to the ticks. *aër., nliqf., mot., pleom., pg.* Smith and Kilborn now attribute this disease to the psorosperm *Pyrosoma bigeminum*. **Bacillus of Spontaneous Rabbit Septicæmia,** Eberth. See Bacillus of swine plague, Marseilles. **Bacillus of Symptomatic Anthrax.** See *Bacillus chauvæi*, Bollinger and Feser. **Bacillus of Swine Pest,** Selander. See *Bacillus ex pneumo-enteritide suis*, Klein. **Bacillus of Swine Plague,** Marseilles, Reitsch, and Jobert. Syn., *Bacillus suis*, Detmers. Bacillus der Schweineseuche, Marseilles; Bacillus der Fretchenseuche (ferret disease), Eberth and Schimmelbusch; Bacille de la pest porcine, Fr.; Bacillus of spontaneous rabbit septicæmia; Bacillus of swine plague, Detmers and Billings; Swine plague, Schizophyte, Detmers. First obtained from swine attacked by a fatal epidemic disease in Marseilles. *aër., nliqf., mot., pg.* Canerva and others identify this with the Bacillus of ferret disease and with that of American swine plague; also with the Bacillus of Southern cattle plague, Billings; but this latter seems to be a distinct

species. See *Bacillus tardigradus*. **Bacillus of Syphilis.** See *Bacillus syphilidis*, Lustgarten. **Bacillus of Tetanus.** See *Bacillus tetani*, Nicolaïer. **Bacillus of Texas Cattle Fever,** F. S. Billings. See Bacillus of Southern cattle plague. **Bacillus of the Blood.** Syn., Bacille du sang, Fr.; Blutbacillus, Bacillus des Blutes, Hoffmann, Ger. **Bacillus of the Lungs of Cattle,** Lüstig. Found in the lungs of healthy and diseased cattle. *aër., liqf.* **Bacillus of the Meconium,** Escherich. Found in the meconium. **Bacillus of the Pneumo-enteritis of the Pig.** See *Bacillus ex pneumo-enteritide suis*, Klein. **Bacillus of the Smegma.** Syn., Bacille du smegma préputial, Fr.; Smegmabacillus, Ger. Found in the smegma of the male and female genitals. **Bacillus of Tommasoli.** See *Bacillus sycoisiferus foetidus*, Tommasoli. **Bacillus of Tricomi.** See Bacillus of senile gangrene. **Bacillus of Tuberculosis of Vines.** Syn., Bacille de la tuberculosis des vignes, Corvo, Fr. Regarded by Corvo as the cause of the diseased condition of vines usually attributed to *Phylloxera vastatrix*, Planchon. **Bacillus of Ulcerative Stomatitis of Cattle,** Lingard and Batt. Found on the skin, the mucous membranes, and in the lungs of young cattle. Cf. Streptococcus of eczema epizootica, Schottelius. **Bacillus of Ulcus Molle,** Kröfting. Identical with that described by Ducrey as the Bacillus of Chancroid. **Bacillus of Utpadel,** Utpadel and Gessner. Obtained from the stuffing of the bed quilts in a military hospital (Augsburg), and from the intestinal contents of man. *aër., nliqf., mot., pg.* **Bacillus of Vagus Pneumonia.** See *Bacillus pneumonicus agilis*, Schou. **Bacillus of Verruga Peruana,** Izquierdo. Found in the intercellular spaces and blood-vessels in the nodules characteristic of Peruvian wart. **Bacillus of Vignal.** See *Bacillus buccalis minutus*, Vignal. **Bacillus of Whooping Cough.** See *Bacillus tussis convulsivæ*, Afanassiew. **Bacillus of Xerosis Epithelialis Conjunctivæ,** Leber, Kuschbert, Fränkel, and Neisser. Syn., *Bacillus xerosis*, Fränkel; Bacillus of Colomiatti, Bacillus of xerosis, Schreiber; Xerosebacillus, Bacillus der Xerosis epithelialis conjunctivæ, Ger.; Bacille du xerosis conjunctivæ, Fr. Found in the white, fatty scales of the conjunctivæ in cases of Xerophthalmia. *nmot.* Does not grow on gelatin or potato. Pathogenesis not fully determined. **Bacillus oxytocus perniciosus,** Wyssokowitsch. Found in milk left standing a long time. *aër., nliqf., pg.* **Bacillus ovatus minutissimus,** Unna. Found upon the skin in cases of eczema seborrhœicum. *aër., facanaër., nliqf., nfg.* **Bacillus of Yellow Fever.** Bacille de la fièvre jaune, Fr.; Bacillus des gelben Fiebers, Ger. Found in the mucous membrane of the small intestine in two cases of yellow fever. Sternberg has found many forms in the intestinal contents and viscera of yellow fever cadavers, the most frequent and abundant being the *Bacillus neapolitanus*, Emmerich; *Bacillus cadaverius*, Sternberg; and *Bacillus A.*, Sternberg. This latter is held by Sternberg as being possibly concerned in the etiology of yellow fever. Cf. Microbe de la fièvre jaune, Freire et Rebougeon. **Bacillus of Yellow Milk.** See *Bacillus synxanthus*, Ehrenberg and Schröter. **Bacillus panificans,** Laurent. Claimed as the active agent in the raising of bread. Found especially in black bread. Dunnenberger considers it a mere impurity and not concerned in the leavening processes. **Bacillus parvus ovatus,** Löffler. Syn., Pseudorotlaufbacillus, Ger. Bacillus of false hog

Abbreviations.—*aër.*=aërobie, *anaër.*=anaërobie, *chg.*=chromogenetic, *facanaër.*=facultative anaërobie, *liqf.*=liquefactive, *monom.*=monomorphie, *mot.*=motile, *nliqf.*=non-liquefactive, *nmot.*=non-motile, *nfg.*=non-pathogenic, *obl.*=obligate, *oscl.*=oscillating, *pg.*=pathogenic, *phos.*=phosphorescent, *pleom.*=pleomorphie, *sap.*=saprophytic.

cholera. Found in the carcass of a pig dead of a disease resembling rouget. It resembles *Bacillus septicaemicæ hæmorrhagicæ*, Sternberg. **Bacillus pasteurianus**, Hansen. Syn., *Bacterium pasteurianum*, *Arthro bacterium pasteurianum*, *Micrococcus pasteurianus*. Found in beer-wort and beer, especially that poor in alcohol. Resembles *Bacillus acetii*, Kützing and Sommer. **Bacillus pestifer**, Frankland. Found in the air. *aër.*, *liqf.*, *mot.*, *uog.* **Bacillus phosphorescens**, Fischer. Syn., *Bacillus phosphorescens indicus*, Fischer; *Photobacterium indicum*, Fischer; Indischer Leuchtbacillus, Ger. Found in sea water (Gulf of Mexico). *aër.*, *liqf.*, *mot.*, *phos.*, *uog.* **Bacillus phosphorescens gelidus**, Forster. See *Bacillus phosphorescens*, Cohn. **Bacillus phosphorescens indicus**, Fischer. See *Bacillus phosphorescens*, Fischer. **Bacillus phosphorescens indigenus**, Fischer. Syn., Einheimischer Leuchtbacillus, Ger. Found in sea water (Harbor of Kiel) and upon herring. *aër.*, *liqf.*, *mot.*, *phos.*, *uog.* **Bacillus phosphoreus**, Cohn. Syn., *Micrococcus phosphoreus*, Cohn; *Bacterium phosphorescens*, Hermes; *Bacillus phosphorescens gelidus*, Forster. Found on sea fish, raw and cooked (cooked salmon, Cohn). *aër.*, *uogf.*, *phos.*, *uog.* **Bacillus plicatus**, Zimmermann. Found in hydrant water (Chemnitz). *aër.*, *liqf.*, *uog.*, *chg.* (grayish yellow), *uog.* **Bacillus pneumoniae**, Flügge. See *Bacillus pneumoniae friedländeri*. **Bacillus pneumoniae friedländeri**. Syn., *Bacillus pneumoniae*, Flügge; *Diplococcus pneumoniae fibrinosa*, Friedländer; *Micrococcus pneumoniae infectiosa*, Friedländer; *Bacille de pneumoniae*, Fr.; *Bacillus* of Friedländer; *Microbe* of Friedländer. Occasionally obtained from the exudates in the pulmonary alveoli in cases of croupous pneumonia. *aër.*, *facianaër.*, *uogf.*, *uog.*, *pg.* **Bacillus pneumonicus agilis**, Schou. Syn., *Bacillus* of Schou; *Bacillus* of *Vagus pneumoniae*; *Bacille pneumonique*, Fr. Obtained from rabbits suffering from pneumonia induced by section of the vagi. *aër.*, *liqf.*, *mot.*, *pg.* **Bacillus pneumosepticus**, Babes. Obtained from the blood and tissues of a person dead of septic pneumonia. *aër.*, *facianaër.*, *uogf.*, *uog.*, *pg.* **Bacillus polymyxa**, Prazmowski. Syn., *Claustridium polymyxa*, Prazmowski. Found in infusion of potatoes, lupin seeds, etc. *aër.*, *facianaër.*, *uog.* **Bacillus polytipiformis**, Liborius. Found in cow dung and in the exudates of mice inoculated with garden earth. *anaër.*, *uogf.*, *mot.*, *uog.* **Bacillus preussii**, Ciesielski. See *Bacillus akvei*, Cheshire and Cheyne. **Bacillus prodigiosus**, Ehrenberg. Syn., *Bacteridium prodigiosum*, Schröter; *Bacterium prodigiosum*, *Micrococcus prodigiosus*, Cohn; *Micrococcus imitropus*, Trevisan; *Monas prodigiosa*, Ehrenberg; *Palumbella prodigiosa*, Mont; *Zoogalactina imitropa*, Sette; *Bacille du lait rouge*, *Bacille du pain rouge*, Fr.; *Bacillus* der roten Milch, *Bacillus* des roten Brotes, Ho-tienblut, Wunderblut, Blutpilz, Ger. Frequently found upon food-stuffs, boiled potatoes, hard-boiled eggs, moist bread, etc. *aër.*, *facianaër.*, *liqf.*, *mot.*, *chg.* (red), *uog.* Acts as a protective to rabbits against anthrax. **Bacillus pseudœdema**, Liborius. Syn., *Bacillus pseudo-septicus*, Macé; *Pseudo-œdem-bacillus*, Ger. Obtained from the exudates of mice, after inoculation with garden earth. *anaër.*, *liqf.*, *pg.* Resembles *Bacillus œdematis maligni*, Koch. **Bacillus pseudopneumonicus**, Passet. Syn., *Bacterium pseudo-pneumonicum*. Found in pus. *aër.*, *uogf.*, *uog.*, *pg.* Resembles *Micrococcus pneumoniae crassipes*, Fränkel. **Bacillus pseudosepticus**, Macé.

See *Bacillus pseudœdema*, Liborius. **Bacillus pseudo-septicus** of Mice, Bienstock. Syn., *Bacillus* of pseudo-septicemia of mice. Found in feces. *aër.*, *uogf.*, *uog.*, *pg.* Found after inoculation, mostly in the edematous fluid and not in the blood. **Bacillus pseudo-tuberculosis**, Pfeiffer. Obtained from the viscera of a horse killed on suspicion of having glanders. *aër.*, *uogf.*, *uog.*, *pg.* **Bacillus puerperalis**, Engel and Spillmann. Syn., *Leptothrix puerperalis*, Fetz; *Bacillus* des Puerperal-Fiebers, Ger.; *Bacille puerpérale*, Fr.; *Leptothrix* of puerperal fever; *Bacillus* of puerperal fever. Found in two cases of puerperal sepsis. *pg.* (for mice and rabbits). Considered by Pasteur to be identical with *Bacillus anthracis*. **Bacillus pulpæ pyogenes**, Miller. Obtained from gangrenous tooth-pulp. *aër.*, *facianaër.*, *liqf.*, *pg.* **Bacillus punctatus**, Zimmermann. Found in hydrant water (Chemnitz). *aër.*, *liqf.*, *uog.* **Bacillus putrificus coli**, Bienstock. Syn., *Bienstock's* putrefactive bacillus from the feces; *Bienstock's* putrefactive bacillus; *Bacillus* of albuminous decomposition; *Drumstick bacillus*; *Trommelschlägelbacillus*; *Bienstock's* *Bacillus* aus Faeces; *Bacillus* der Eiweisszeretzung, Ger.; *Bacille* de la decomposition de l'albumine, Fr. Found in human feces. *aër.*, *facianaër.*, *uogf.*, *mot.*, *uog.* **Bacillus pyocyaneus** a, Gessard. Syn., *Bacillus œruginosus*, *Bacterium œruginosum*, Schröter; *Micrococcus pyocyaneus*, Gessard. *Bacillus* of blue or green pus. *Bacille*, *Bactérie* ou *Microbe* du pus bleu, *Bacille* du pus vert, *Bacille* pyocyanique, Fr.; *Bacillus* des grünblauen Eiters. A widely distributed form, found in purulent and serous wounds, in perspiration, and in the viscera of human cadavers. *aër.*, *facianaër.*, *liqf.*, *mot.*, *chg.*, *pg.* Two pigments, one fluorescent green, the other blue, pyocyanin. **Bacillus pyocyaneus** β , Ernst. Found in pus from bandages stained green. *aër.*, *liqf.*, *mot.*, *chg.* (yellowish green), *uog.* **Bacillus pyogenes fetidus**, Passet. Syn., *bacille* pyogène fétide, Fr. Obtained from an ischio-rectal abscess. *aër.*, *uogf.*, *mot.*, *pg.* **Bacillus pyogenes soli**, Bolton. Obtained from the exudates of a rat after inoculation with garden earth. *aër.*, *facianaër.*, *uogf.*, *uog.*, *uog.* **Bacillus radiatus**, Läderitz. Obtained from the exudates of mice and guinea-pigs after inoculation with garden earth. *anaër.*, *liqf.*, *mot.*, *uog.* **Bacillus radiatus aquatilis**, Zimmermann. Found in hydrant water (Chemnitz). *aër.*, *liqf.*, *mot.*, *uog.* **Bacillus ramosus**, Eisenberg. Syn., *Wurzelbacillus*. Common in soil and water. *aër.*, *liqf.*, *uog.* **Bacillus ramosus liquefaciens**. Obtained from the air. *aër.*, *liqf.*, *mot.*, *uog.* **Bacillus reticularis**, Jordan. Found in hydrant water (Lawrence, Mass.). *aër.*, *liqf.*, *mot.*, *uog.* **Bacillus rheumarthritidis**, Kussmaul. Syn., *Bacillus rheumarthritidis*, *Micrococcus rheumarthritidis*, Leyden. *Bacillus* of rheumatism. *Bacille* du rhumatisme, Fr. *Gelenkrheumatismus* Mikro-organismen, *Mikrokokken* bei *Gelenkrheumatismus*, Ger. Found in the effusions in the joints in articular rheumatism. **Bacillus rhinoscleromatis**, Cornil and Alvarez, Von Frisch, Paltauf, Von Eiselsberg, Dittrich, Stepanow, etc. Syn., *Bacille* du rhinosclérome, Fr. Found in the newly formed tubercles of rhinoscleroma. *aër.*, *facianaër.*, *uogf.*, usually *uog.* (becomes motile on cultivation), *pg.* Etiologic relations not established. Considered by many as identical with *Bacillus pneumoniae friedländeri*. It is less virulent, gelatin cultures more transparent and the capsules more persistent. **Bacillus rosaceum metalloides**, Dowdeswell.

Abbreviations.—*aër.* = aerobic, *anaër.* = anaerobic, *chg.* = chromogenic, *facianaër.* = facultative anaerobic, *liqf.* = liquefactive, *monom.* = monomorphic, *mot.* = motile, *uogf.* = non-liquefactive, *uog.* = non-motile, *uog.* = non-pathogenic, *obl.* = obligate, *oscl.* = oscillating, *pg.* = pathogenic, *phos.* = phosphorescent, *pleom.* = pleomorphic, *sap.* = saprophytic.

See *Bacillus ruber*, Frank and Cohn. **Bacillus rubefaciens**, Zimmermann. Found in hydrant water (Chemnitz). *aër.*, *nlif.*, *mot.*, *chg.* (pale pink), *u*fg. **Bacillus rubellus**, Okada. Found in the exudates of guinea-pigs after inoculation with street dust. *anaër.*, *liq.*, *mot.*, *chg.* (red), *u*fg. **Bacillus ruber**, Frank, Cohn, and Becker. Syn., *Bacillus miniaceus*, Zimmermann. *Bacillus* (or *Bacterium*) *rosaceum metalloides*, Dowdeswell. The red bacillus of water. Found in water and on boiled rice. *aër.*, *liq.*, *mot.*, *chg.* (magenta red), *u*fg. **Bacillus ruber indicus**. See *Bacillus indicus*, Koch. **Bacillus rubescens**, Jordan. Found in sewage (Lawrence, Mass.). *aër.*, *nlif.*, *mot.*, *chg.* (pale pink), *u*fg. **Bacillus rubidus**, Eisenberg. Found in water. *aër.*, *liq.*, *mot.*, *chg.* (brownish red), *u*fg. (Lustig describes a red bacillus from river water which he claims to be different from this). **Bacillus salivarius septicus**, Biondi. See *Bacillus septicus sputigenus*, Flügge. **Bacillus sanguinis typhi**, Brannan and Cheesman. Obtained from the blood of typhus-fever patients. *aër.*, *facanaër.*, *nmot.* **Bacillus saprogenes**, I, II, III, Rosenbach. Syn., *Bacille saprogène*, *Bacille de la sueur des pieds*, Fr. *Fäulnisbacillus*, Ger. Found in putrefying matter on fetid feces, the white plugs of the pharyngeal follicles, etc. *aër.*, *facanaër.*, *pg.* **Bacillus scaber**, Duclaux. Syn., *Tyrothrix scaber*. Found in cheese. *aër.*, *nlif.*, *mot.* (in early stages becoming non-motile). *u*fg. **Bacillus schäfferi**, Freudenreich. Obtained from cheese and fermenting potato infusion. *aër.*, *facanaër.*, *nlif.*, *mot.*, *u*fg. Closely resembles *Bacillus neapolitanus*, Emmerich. **Bacillus scissus**, Frankland. Found in the soil. *aër.*, *nlif.*, *nmot.*, *u*fg. **Bacillus septiciæmiæ hæmorrhagiæ**, Sternberg. *Bacillus cholera gallinarum*, Flügge. *Bacillus cuniculicida*, Flügge. *Bacillus cuniculicidus*, Koch. *Bacterium septiciæmiæ*, Koch. *Bacterium morbilli*, Janzi. *Cocciobacteria septica*, Billroth. *Micrococcus septicus*, Cohn. *Micrococcus cholera gallinarum*, *Micrococcus gallicidus*, *Microsporion septicus*, Klebs. *Bacillus* der Hühnercholera, *Bacillus* der Kaninchenseptikämie (Koch). *Bacterium* der Septikämie bei Kaninchen, *Bacillus* der Rinderseuche, Kitt. *Bacillus* der Schweineseuche, Löffler and Schütz. *Bacillus* der Wildseuche, Hueppe. *Bacillus* der Büffelseuche, Oreste-Armanni. *Rinderpestbacillus*, Ger. *Bacille* de la septiciémie du lapin. *Bacille* du choléra des poules. *Microbe* du choléra des poules, Pasteur, Fr. **Bacillus septicus**, Koch. See *Bacillus erysipalatus suis*, Koch. **Bacillus septicus**, Pasteur. See *Bacillus œdematis maligni*, Koch. Cf. *Proteus septicus*. **Bacillus septicus acuminatus**, Babes. Obtained from the umbilical stump, blood and viscera of a five days old child, dead of septic infection. *aër.* (no growth on gelatin), *pg.* (for rabbits and guinea-pigs, not for mice). **Bacillus septicus agrigenus**, Nicolaier. Obtained from manured garden soil. *aër.*, *nlif.* (?) Resembles *Bacillus septiciæmiæ hæmorrhagiæ*, Sternberg. **Bacillus septicus aus Speichel**. See *Bacillus septicus sputi*, I, II, Kreibohm. **Bacillus septicus keratomalaciæ**, Babes. Obtained from the corneal tissues and viscera of a child that died of septicæmia following keratomalacia. *aër.*, *facanaër.*, *nlif.*, *pg.* (for rabbits and mice, slightly for birds, not for guinea-pigs). **Bacillus septicus sputi**, I, II, Kreibohm. Syn., *Bacillus septicus aus Speichel*, Ger. Obtained from human buccal secretions. Does not grow in any known culture-medium. Resembles *Bacillus septiciæmiæ hæmorrhagiæ*, Stern-

berg. **Bacillus septicus sputigenus**, Flügge. Syn., *Bacillus salivarius septicus*, Biondi. *Bacterium septicum sputigenum*, Fränkel. *Micrococcus pneumonie crouposa*, Fränkel. *Micrococcus pasturi*, Sternberg. *Diplococcus pneumoniae*, Weichselbaum. *Streptococcus lanceolatus pasturi*, Canaleia. *Microbe* of Pasteur. *Micrococcus* of Salvioli. *Micrococcus* of sputum septicæmia, Fränkel. *Fränkel'scher Diplococcus*. Fränkel'scher *Pneumobacillus*. Fränkel'scher *Pneumonie-Diplococcus*. *Lancet-shaped micrococcus*, Talamon. *Lanceolatecoccus*, Talamon. Found both in healthy and in pneumonic sputum, in the fibrinous exudates of croupous pneumonia, and in the pus of meningitis. *aër.*, *facanaër.*, *nmot.*, *nlif.*, *pg.* Held to be the cause of croupous pneumonia in man, and by some to be identical with *Bacillus lysæe*, Pasteur. **Bacillus septicus ulceris gangrænosæ**, Babes. Found in the blood and viscera of a boy dead of septicæmia following gangrene of the skin. *aër.*, *liq.*, *mot.*, *pg.* **Bacillus septicus vesicæ**, Clado. Found in the urine of a patient with cystitis. *aër.*, *facanaër.*, *nlif.*, *mot.*, *pg.* **Bacillus sessilis**, L. Klein. Found in the blood of a cow supposed to have died of anthrax. *aër.*, *mot.* (convulsive jerking), *u*fg. **Bacillus similis**, Bienstock. See *Bacillus subtilis simulans*, I, II, Bienstock. **Bacillus smaragdinus foetidus**, Keimann. Found in the nasal secretions in a case of ozena. *aër.*, *facanaër.*, *liq.*, *pg.* **Bacillus smaragdino phosphorescens**, Katz. Obtained from a herring in fish market (Sidney, N. S. W.). *aër.*, *nlif.*, *nmot.*, *phos.* (emerald green), *u*fg. Resembles *Photobacterium phosphorescens*, Cohn, and *Photobacterium pflügeri*, Ludwig. **Bacillus solidus**, Lüderitz. Found in the exudates of mice inoculated with garden earth. *aër.*, *nlif.*, *mot.*, *u*fg. **Bacillus spiniferus**, Unna. Found upon the skin in cases of eczema seborrhœicum. *aër.*, *nlif.*, *chg.* (grayish yellow), *u*fg. **Bacillus sputigenus crassus**. See *Bacillus crassus sputigenus*, Kriebohm. **Bacillus stolonatus**, Adametz. Found in water. *aër.*, *nlif.*, *mot.*, *u*fg. **Bacillus stoloniferus**, Pohl. Found in swamp water. *aër.*, *liq.*, *mot.* Pathogenesis not determined. **Bacillus striatus albus**, Von Besser. Found in the nasal secretions of healthy persons. *aër.*, *nlif.*, *u*fg. **Bacillus striatus flavus**, Von Besser. Occasionally found in nasal mucus. *aër.*, *nlif.*, *chg.* (sulphur yellow), *u*fg. **Bacillus subflavus**, Zimmermann. Found in hydrant water (Chemnitz). *aër.*, *nlif.*, *mot.*, *chg.* (pale yellow), *u*fg. **Bacillus subtilis**, Ehrenberg, Cohn, Brefeld, Prazmowski, and Fitz. Syn. *Bacillus glycerinus*, Fitz; *Bacillus fitzianus*, Zopf; *Bacterium subtile*, Zopf; *Metallactar subtile*, Pertz; *Vibrio subtilis*, Ehrenberg; *Bacille* du foin, Fr.; *Bacillo* del fieno, Ital.; *Heubacillus*; *Fitz'scher Aethylbacillus*, Ger. DeBary confines *B. subtilis* to the form described by Brefeld and Prazmowski. The relation of the starch fermentation species of Fitz remains doubtful. An abundant form obtained from the air, water, soil, and on plants. *aër.*, *liq.*, *oscl.*, *u*fg. **Bacillus subtiliformis**, Bienstock. See *Bacillus subtilis simulans*, I, II, Bienstock. **Bacillus subtilis simulans**, I, II, Bienstock. Syn., *Bacillus similis*, Bienstock. *Heubacillusähnlicher Bacillus*, Ger. *Bacille* de Bienstock, I, II, Fr. Found in human feces. *aër.*, *nlif.*, *nmot.*, *u*fg. **Bacillus suis**, Detmers. See *Bacillus tardigradus*. **Bacillus sulf-hydrogenus**, Miqd. Found in water. *aër.*, *mot.* Decomposes albumin with evolution of H₂S. **Bacillus sulfureum**, Holschewnikoff and Rosenheim. Two forms found in urine and in mud.

Abbreviations.—*aër.* = aerobic, *anaër.* = anaerobic, *chg.* = chromogenic, *facanaër.* = facultative anaerobic, *liq.* = liquefactive, *monom.* = monomorphic, *mot.* = motile, *nlif.* = non-liquefactive, *nmot.* = non-motile, *u*fg. = non-pathogenic, *obl.* = obligate, *oscl.* = oscillating, *pg.* = pathogenic, *phos.* = phosphorescent, *pleom.* = pleomorphic, *sap.* = saprophytic.

(1) *aër.*, *facanaër.*, *nlif.*, (2) *liqf.*, *mot.*, *chg.* (reddish brown), *upeg.* Syn., *Proteus sulfureus*, Lindenhorn. Found in water. **Bacillus superfacialis**, Jordan. Common in sewage (Lawrence, Mass.). *aër.*, *liqf.*, *mot.*, *upeg.* **Bacillus sycosiferus foetidus**, Tommasoli. Syn., *Bacillus sycosiferus*. Bacillus of Tommasoli. Found on the hairs of the head of a patient affected with sycosis. *aër.*, *nlif.*, *nmot.*, *pg.* **Bacillus syncyanum**. See *Bacillus cyanogenus*, Hueppe. **Bacillus synxanthus**, Ehrenberg and Schröter. Syn., *Bacillus xanthogenus*, Fuchs and Ehrenberg. *Bacillus xanthinum*, Schröter. *Vibrio synxanthus*, Ehrenberg. *Vibrio xanthogenus*, Fuchs. Bacillus of yellow milk. Bacille du lait jaune, Fr. Found in milk that has been boiled. *aër.*, *mot.*, *chg.* (golden yellow), *upeg.* Precipitates the casein, renders the milk alkaline. **Bacillus syphilitis**, Lustgarten. Syn., *Bacillus syphilitis*, Lustgarten. Bacille de la syphilis, Bacille de Lustgarten, Fr.; Syphilitis bacillus, Luësbacillus, Ger.; Bacillo del sifilide, Ital.; Bacillus of Lustgarten. Found in syphilitic new growths and secretions; does not develop in ordinary culture media. In staining, reaction seems to be identical with that of the Bacillus of the Smegma. Doehle describes parasitic infusoria as the causative agents of syphilis. Cf. *Helicomonas*, Klebs, and syphilis of bacillus of Eve and Lingard. **Bacillus tardigradus**. Syn., *Bacillus suis*, Detmers. *Micrococcus suis*, Burrill. Found in dew, water, and in the fluids of pigs affected with swine plague. *aër.*, *mot.*, *upeg.* Cf. Bacillus of Swine plague, Marsailles, Kietsch and Jobert. **Bacillus tenuis**, Duclaux. Syn., *Tyrophix tenuis*, Duclaux. Found in decomposing albuminoid matter, cheese, etc. *aër.*, *facanaër.*, (?) *mot.*, *upeg.* Used in ripening certain French cheeses. **Bacillus tenuis sputigenus**, Panzini. Obtained from sputum. *aër.*, *nlif.*, *nmot.*, *pg.* **Bacillus termo**, Dujardin and Ehrenberg. See *Bacterium termo*, Cohn. **Bacillus tetani**, Nicolaier. Syn., *Bacillus tetani traumatici*, Rosenbach; Bacille du tétanos, Bacille de la tétanie, Fr.; Tetanusbacillus, Bacillus des Wundstarrkrampfes, Ger.; Bacillus of tetanus. Found in garden earth and in the wounds of persons dead of tetanus. *anaër.*, *liqf.*, *mot.*, *pg.* Specific etiologic relations determined by Carle and Rattome. **Bacillus tetani traumatici**, Rosenbach. See next preceding. **Bacillus thalassophilus**, Russel. Obtained from mud (Bay of Naples). *anaër.*, *liqf.*, *mot.*, *upeg.* Pathogenesis not determined. **Bacillus thermophilus**, Miquel. Found in the intestinal tract of man and animals, in sewage and in the soil. *aër.*, *nmot.*, *upeg.* **Bacillus tremelloides**, Schottelius. Found in hydrant water (Freiburg). *aër.*, *liqf.*, *chg.* (golden yellow), *upeg.* **Bacillus tremulus**, Koch. Syn., *Mallactor tremulus*, Trevisan. Found as a surface pellicle on decomposing plant infusions. Resembles *Bacillus subtilis*, Ehrenberg. **Bacillus tuberculosis**, Koch. Syn., *Bacterium tuberculosis*, Zopf; *Bacterium tuberculosum*, *Bacillus tuberculi*, *Bacillus tuberculosus*, Bacille de la tuberculose, Bacille de la tuberculose; Bacille de Koch, Fr.; Tuberkelbacillus, Bacillus der Tuberculose, Ger.; Bacillo tuberculare, Bacillo della tuberculose, Ital.; Bacillo de la tuberculosis, Sp. Found in the sputum, in tuberculous organs, and elsewhere in persons and animals affected with tuberculosis. Parasitic. *aër.*, *facanaër.*, *nmot.*, *pg.* **Bacillus tuberculosis gallinarum**, Mattucci. Obtained from cases of spontaneous tuberculosis in fowls. This seems to be

a distinct species, characterized by its staining reactions, etc., its growth in pure cultures, and its pathogenic qualities, Koch. **Bacillus tumescens**, Zopf. Syn., *Bacterium tumescens*, Zopf. Found upon beets. *aër.*, *liqf.*, *mot.*, *upeg.* **Bacillus turgidus**, Duclaux. Syn., *Tyrophix turgidus*, Duclaux. Found in cheese. *aër.* Produces alkaline reaction (carbonate and butyrate of ammonia) in milk. **Bacillus tussis convulsivæ**, Afanasiew. Syn., *Bacillus of Afanasiew*, Bacille de la coqueluche, Fr., Keuchhustenspiz, Ger., Bürger. Found in the sputum of persons affected with pertussis. *aër.*, *nlif.*, *mot.*, *pg.* **Bacillus typhi abdominalis**, Eberth, Gaffky, Klebs, Eppinger, Brautlecht. Syn., *Bacillus typhosus*, *Bacterium typhosum*, Bacille typhique, Bacille de la fièvre typhoïde, Microbe de la fièvre typhoïde, Fr.; Typhusbacillus, Ger.; Bacillo tifoso, Ital. Found in water and in milk, and in the feces and organs in typhoid fever. *aër.*, *nlif.*, *facanaër.* **Bacillus typhi murium**, Löffler. Obtained from mice affected with an epidemic disease. *aër.*, *facanaër.*, *nlif.*, *mot.* **Bacillus typhosus**. See *Bacillus typhi abdominalis*, Eberth, etc. **Bacillus ubiquitus**, Jordan. Found in air, water, sewage (Lawrence, Mass.). *aër.*, *facanaër.*, *nlif.*, *nmot.*, *upeg.* Resembles *Bacillus candicans*, Frankland. **Bacillus ulna**, Cohn, and Prazmowski. Syn., *Vibrio b*, Ehrenberg, *Bacterium ulna*, Miller. *Vibrio bacillus*, Müller, Ehrenberg. Found in egg albumin. *aër.*, *mot.*, *upeg.* **Bacillus ulna of Vignal**. Found in saliva of healthy persons; perhaps identical with the preceding form. *aër.*, *liqf.*, *upeg.* **Bacillus ureæ**, Miquel. Found in the air. *aër.*, *facanaër.*, *nlif.*, *upeg.* Perhaps identical with the preceding form. **Bacillus ureæ**, Leube. Found in old urine, three varieties. *aër.*, *nlif.*, *upeg.* Converts urea into ammonium carbonate. **Bacillus urocephalus**, Duclaux. Syn., *Tyrophix urocephalus*, Duclaux. One of the commonest forms associated with putrefaction of animal matter. *aër.*, *facanaër.*, *upeg.* **Bacillus vasculosis**, Sternberg. Obtained from the intestine and stomach of yellow-fever cadavers. *aër.*, *liqf.*, *mot.*, *upeg.* **Bacillus vaginalis**, Döderlein. Syn., Döderlein'scher Scheidenbacillus, Döderleins Bacillus, Scheidenbacillus, Ger. Constantly found in the normal vaginal secretions of adults. *aër.*, *facanaër.*, *nmot.* (no growth in gelatin), *upeg.* **Bacillus varicosus conjunctivæ**, Gombert. Found in the healthy conjunctival sac of man. *aër.*, *facanaër.*, *nlif.*, *mot.*, *pg.* **Bacillus venenosus**, Vaughan. Found in water. *aër.*, *facanaër.*, *nlif.*, *mot.*, *pg.* **Bacillus venenosus brevis**, Vaughan. Found in water. *aër.*, *facanaër.*, *nlif.*, *mot.*, *pg.* **Bacillus venenosus invisibilis**, Vaughan. Found in water. *aër.*, *facanaër.*, *nlif.*, *mot.*, *pg.* **Bacillus venenosus liquefaciens**, Vaughan. Found in water. *aër.*, *facanaër.*, *liqf.*, *mot.*, *pg.* **Bacillus ventriculi**, Raczynsky. Obtained from the stomach of meat-fed dogs. *aër.*, *facanaër.*, *nlif.*, *mot.*, *upeg.* **Bacillus vermicularis**, Frankland. Found in river water. *aër.*, *liqf.*, *oscl.*, *upeg.* **Bacillus vermiculosus**, Zimmermann. Found in water. *aër.*, *liqf.*, *oscl.*, *upeg.* **Bacillus violaceus**, Becker. Found in river water. *aër.*, *facanaër.*, *liqf.*, *mot.*, *chg.* (dark violet). **Bacillus violaceus laurentius**, Jordan. Found in hydrant water (Lawrence, Mass.). *aër.*, *facanaër.*, *liqf.*, *mot.*, *upeg.* **Bacillus virens**, Van Tieghem. Syn., *Sporonema gracile*. Found in stagnant water. *aër.*, *mot.*, *chg.* (green, held by some to be chlorophyll,

Abbreviations.—*aër.* = aerobic, *anaër.* = anaerobic, *chg.* = chromogenic, *facanaër.* = facultative anaerobic, *liqf.* = liquefactive, *monom.* = monomorphic, *mot.* = motile, *nlif.* = non-liquefactive, *nmot.* = non-motile, *upeg.* = non-pathogenic, *obl.* = obligate, *oscl.* = oscillating, *pg.* = pathogenic, *phos.* = phosphorescent, *pleom.* = pleomorphic, *sap.* = saprophytic.

but not sufficiently studied), *nfg.* **Bacillus virescens**, Frick. Found in green sputum. *aër., uliqf., mot., chg.* (green), *nfg.* **Bacillus virgula**, Duclaux. Syn., *Tyrophrix virgula*, Duclaux. Found in albuminous solutions. *aër., nmot., nfg.* **Bacillus virgula**. See *Spirillum cholerae asiatica*, Koch. **Bacillus viridis flavus**, Frick. Syn., *Bacillus viridis pallescens*, Frick. *aër., uliqf., mot., chg.* (yellowish green), *nfg.* Resembles *Bacillus virescens*, Frick. **Bacillus viridis**, Van Tieghem. Syn. *Bacterium viride*, Van Tieghem. *Arthro bacterium viride*, De Bary. Found in water collected in the hollow of a polyporous fungus. *aër., chg.* (green). Not thoroughly investigated. **Bacillus viridis pallescens**, Frick. See *Bacillus viridis flavus*, Frick. **Bacillus viscosus**, Frankland. Found in river water. *aër. liqf. mot. chg.* (fluorescent green). Perhaps identical with *Bacillus fluorescens*, Flügge. **Bacillus viscosus**, I, II, Van Laer. Found in ropy milk. *aër., uliqf., nfg.* **Bacillus viscosus cerevisiae**, Van Laer. Found in viscous beer and in milk. *aër., liqf., nfg.* **Bacillus viscosus sacchari**, Kramer. Found in viscous saccharine fluids. *aër., liqf., nfg.* **Bacillus von Denecke**. See *Spirillum tyroenum*, Denecke. **Bacillus von Finkler-Prior**. See *Spirillum Finkler-Prior*. **Bacillus vulgaris**, Hauser; Syn., *Proteus vulgaris*. *Proteus sulfureus*, Holschenkoff. *Proteus* of Hauser. Commonly associated with putrefaction. *aër., facanaër., liqf., mot., pg.* This species is probably one of those formerly included under *Bacterium termo*. **Bacillus X**, Sternberg. Found in yellow-fever cadavers. Sternberg thinks it possible that this form is concerned in the etiology of yellow fever. *pg.* (for rabbits). **Bacillus xanthogenus**, Fuchs and Ehrenberg. See *Bacillus synxanthus*, Ehrenberg. **Bacillus xerosis**, Fränkel. Syn., *Xerosis bacillus*. See *Bacillus* of xerosis epithelialis conjunctivae, Leber. **Bacillus zenkeri**, Hauser. Syn., *Proteus zenkeri*. *Bacille* de Hauser, Fr. Found in putrefying animal matter. *aër., facanaër., uliqf., mot., pg.* **Bacillus zopfii**. Syn., *Bacterium zopfii*, Kurth. *Arthro bacterium zopfii*, De Bary. Knäuelbildender *Bacillus*, Ger. Found in the intestinal tract of fowls. *aër., uliqf., mot., nfg.* **Bacillus zurnianum**, List. Found in water. *aër., uliqf., nmot., nfg.* **Bacilo virgula**, *Bacilo virgulado*, Sp. See *Spirillum cholerae asiatica*, Koch. **Bacteria of pus**. Syn., Eitermicroben, Ger. **Bacteria of putrefaction**. Syn., Bactéries de la putrefaction, Fr.; Fäulnisbakterien, Ger. **Bacteria of sea water**. Syn., Bactéries de l'eau de mer, Fr.; Bacterien des Meerwassers, Ger. **Bacteria of the air**. Syn., Bactéries de l'air, Fr.; Luftbacterien, Ger.; micrococci of the air. **Bacteria of the mouth**. Syn., Bactéries de la bouche, Fr. Bacterien der Mundhöhle. **Bacteria of the soil**. Syn., Bactéries de la terre, Fr.; Erdebacterien, Ger. **Bacteria of urine**. Syn., Bactéries de l'urine, Fr.; Bacterien des Harns, Ger. **Bacteria of water**. Bactéries de l'eau, Fr.; Wasserbakterien, Ger. **Bactérie charbonneuse**. See *Bacillus anthracis*, Pollender and Davaine. **Bactérie du charbon**. See *Bacillus anthracis*, Pollender and Davaine. **Bactérie du charbon symptomatique**. See *Bacillus chauvvi*, Arloing, Comevin, Thomas. **Bacteridium prodigiosum**, Schröter. See *Bacillus prodigiosus*, Ehrenberg. **Bactérie chainette**. See *Bacterium catenula*, Dujardin. **Bactérie chromogène**. Chromogenic bacteria. **Bactérie commune**, Miquel. See *Bacil-*

lus termo, Dujardin. Bactéries de la bouche. Bacteria of the mouth. Bactéries de la diphtherie, Emmerich. See *Bacillus diphtheria*, Klebs. **Bactérie de la fermentation butyrique**. See *Bacillus butyricus*, Prazmowski. Bactérie de la fermentation lactique. See *Bacillus acidi lactici*, Hueppe. **Bactérie de la fermentation propionique**. See *Bacillus carvicidus*, Brieger. Bacteries de l'eau. Microbes of water. Bactéries de la putrefaction. Microbes of putrefaction. **Bacterium der Brustseuche des Pferdes**. See *Streptococcus Coryza contagiosa equorum*, Schütz. **Bacterium der Buttersäuregährung**. See *Bacillus butyricus*, Prazmowski. **Bacterium der Diphtherie**, Emmerich. See *Bacillus diphtheria*, Klebs. **Bacterium der Milchsäuregährung**. See *Bacillus acidi lactici*, Hueppe. **Bactérie du pus bleu**. See *Bacillus pyocyanus a*, Gessard. **Bactérie point**. *Bacterium lineola*, Cohn. **Bacterium des Sauerteigs**. See *Bacterium farinaceum*, Wigand. **Bactérie du vinaigre**. See *Bacillus aceti*, Kützing. **Bactérie lumineuse de la mer du Nord**. See *Photobacterium luminosum*, Beyerinck. **Bactéries de la terre**. Microbes of the soil. **Bacterien der Mundhöhle**. Microbes of the mouth. **Bacterien des Meerwassers**. Microbes of sea water. **Bacterium aceti**, Lanzi. See *Bacillus aceti*, Kützing. **Bacterium aërogenes**, Miller. See *Bacillus aërogenes*, II, Miller. **Bacterium aërogenosum**, Schröter. See *Bacillus pyocyanus a*, Gessard. **Bacterium allii**. See *Bacillus allii*, Griffluth. **Bacterium anthracis**, Zopf. See *Bacillus anthracis*, Pollender and Davaine. **Bacterium articulatum**, Ehrenberg. See *Bacterium lineola*, Cohn. **Bacterium aurantiacum**, Trelease; a chromogenic form. **Bacterium bacillus**, Pasteur. See *Bacillus termo*, Davaine. **Bacterium aus Diphtherie bei Menschen**. See *Bacillus diphtheria*, Klebs. **Bacterium aus der Diphtherie bei Tauben**. See *Bacillus diphtheria columbarum*, Löffler. **Bacterium brunneum**, Schröter. Found in a putrid infusion of Indian corn. *chg.* (brown). Perhaps identical with *Bacillus fuscus*, Zimmermann. **Bacterium butyri colloideum**, Lafar. Found in every sample of natural butter examined. Cf. *Bacillus butyri fluorescens*, Lafar. **Bacterium candidum**, Trelease. A chromogenic form, identical with *Bacillus mesentericus fuscus*, Flügge. **Bacterium capitatum**, Davaine. Found in an infusion of albuminous matter. *aër., mot.* **Bacterium carbuncolare**, Pollender, Brauell, Delafond, and Davaine. See *Bacillus anthracis*, Pollender and Davaine. **Bacterium carlsbergense**, Hansen. Found in the air. Cf. *Bacterium kochii*, Hansen. **Bacterium catenula**, Dujardin. Syn., *Bacterium chainette*. Bactérie chainette, Fr. Observed especially in putrid wine or putrefying blood, generally in albuminous liquids in contact with air. Coze and Feltz found it in typhoid fever in man and rabbits. It resembles *Bacillus acidi lactici*, Davaine. Hueppe. **Bacterium caucasicum**. See *Bacillus caucasicus*, Kern. **Bacterium chainette**. See *Bacterium catenula*, Dujardin. **Bacterium chlorinum**, Engelmann. Found in water. *aër., chg.* (green). Engelmann holds this to be chlorophyll, as a small amount of oxygen is given off, indicating the assimilation of carbon. **Bacterium coli commune**, Escherich. See *Bacillus neapolitanus*. **Bacterium commune**, Pasteur. See *Bacterium termo*, Dujardin. **Bacterium cuneatum**, Rivolta. See *Bacillus cuneatus*. **Bacterium cyanogenum**, Fuchs. See *Bacillus cyanogenus*, Hueppe. **Bacterium**

Abbreviations.—*aër.* = aerobic, *anaër.* = anaerobic, *chg.* = chromogenic, *facanaër.* = facultative anaerobic, *liqf.* = liquefactive, *monom.* = monomorphic, *mot.* = motile, *uliqf.* = non-liquefactive, *nmot.* = non-motile, *nfg.* = non-pathogenic, *obl.* = obligate, *osc.* = oscillating, *pg.* = pathogenic, *phos.* = phosphorescent, *pleom.* = pleomorphic, *sap.* = saprophytic.

decalvans, Thin. See *Micrococcus area celsii*, Buchner and Sehlen. **Bactérie de la pourriture**. See *Bacterium putredinis*. **Bacterium denitrificans**, a 3, Gayon and Dupetit. See *Bacillus denitrificans*, Giltay and Aberson. **Bacterium der Brustseuche des Pferdes**. See *Streptococcus corysæ contagiosæ equorum*, Schütz. **Bacterium der Essiggärung**. See *Bacillus aceti*, Kützing. **Bacterium der Milchsäuregärung**. See *Bacillus acidi lactici*, Davaine and Hueppe. **Bacterium der Septikämie bei Kaninchen**. See *Bacillus septicæmiæ hæmorrhagicæ*, Sternberg. **Bacterium dysodes**, Zopf. See *Bacillus dysodes*, Zopf. **Bacterium enchelys**, Ehrenberg. Found in river water. Thought by Ehrenberg to be an infusorian. **Bactérie en zigzag**, Fr. See *Bacillus zeni ubrus*, De Bary. **Bacterium farinaceum**, Wigand. Syn., Bacterium des Sauerteigs. Found in sour sponge or dough. **Bacterium fitzianum**, Zopf. See *Bacillus subtilis*, Ehrenberg. **Bacterium fœtidum**, Thin. See *Bacillus fœtidus*, Passet. **Bacterium fusiforme**, Warming. Found in sea water. **Bacterium gingivæ pyogenes**, Miller. See *Bacillus gingivæ pyogenes*. **Bacterium glicserogenum**, Malarba. See *Bacillus glicserogenus*. Found in viscid acid urine. *aër.*, *liqf.*, *mot.*, *npg.* **Bacterium griseum**, Warming. Syn., *Micrococcus griseus*, Winter, a doubtful form. **Bacterium gummiis**, Combes. Syn., Microbe de la mal nero, Ital. The cause of the gummy disease of the fig, almond, and orange trees, and the mal nero of vines. Cf. *Bacterium putredinis*, Davaine. **Bacterium gummosum**, Ritser. Found to produce the viscosity of infusions of Digitalis. *aër.*, *liqf.*, *pleom.* **Bacterium hessii**, Gullebeau. One of the two forms found by Gillebeau to cause milk to becomeropy. Thrives best in Pasteurized milk. *aër.*, *liqf.*, *mot.*, *npg.* Cf. *Micrococcus freudenreichii*. **Bacterium hyacinthi**, Wakker. Found in the bulbs and leaves of the hyacinth and causing the yellows of hyacinths. Cf. *Bacterium hyacinthi septicus*, Heinz. **Bacterium janthinum**, Zopf. See *Bacillus janthinus*, Zopf. **Bacterium kochii**, Hansen. Found in the air of Carlsberg. Cf. *Bacterium carlsbergense*, Hansen. **Bacterium lactis**, Lister. See *Bacillus acidi lactici*, Hueppe. **Bacterium lactis aërogenes**, Escherich. See *Bacillus lactis aërogenes*, Abelson. **Bacterium lineola**, Müller, Cohn. Syn., *Bacterium punctum*, Rivolta. **Bacterium tremulans**, Trevisan. **Bacterium trilobulari**, Ehrenberg. **Bacterium articulatium**, Ehrenberg. **Vibrio lineola** (Müller), Ehrenberg. **Vibrio tremulans**, Ehrenberg. *Bacillus lineola*, Bactérie point, Fr. Found in well and other water, in infusions, soil on vegetables, etc. *aër.*, *mot.* (trembling and darting back and forth), *pleom.*, *npg.* Probably represents several species, or a developmental form of a spirillum. **Bacterium litoreum**, Warming. Found only in sea water. *aër.*, *mot.*, *npg.* **Bacterium lucens**, Van Tieghem. See *Bacillus lucens*, Van T. **Bacterium luteum**, Trelease. See *Bacillus luteus*, Flüggé. **Bacterium maidis**, Cuboni. See *Bacillus maidis*, Cuboni. **Bacterium merismopædioides**, Zopf. See *Bacillus merismopædioides*, Zopf. **Bacterium morbilli**, Lanzi. Syn., Microbe di morbillo. Found in the urine of persons with measles. Cf. *Bacillus septicæmiæ hæmorrhagicæ*, Sternberg. **Bacterium navicula**, Reinke and Berthold. See *Bacillus butyricus*, Prazmowski. **Bacterium neapolitanum**. See *Bacillus neapolitanus*, Emmerich. **Bacterium oblongum**, Boutroux. Syn., *Micrococcus oblongus*, Boutroux. Found in beer; the agent of gluconic fermentation. **Bacterium of Bu-**

tyric Acid Fermentation. See *Bacillus butyricus*, Prazmowski. **Bacterium of Diphtheria**, Emmerich. Syn., Bactérie de la diphthérie, Fr. Bacterium der Diphtherie, Ger. Found in cases of diphtheria in man and doves. **Bacterium of Fire Blight**. See *Bacillus butyricus*, Prazmowski. **Bacterium of Infectious Pneumonia in the Horse**. See *Streptococcus corysæ contagiosæ equorum*, Schütz. **Bacterium of Kefir**. See *Bacillus caucasicus*, Kern. **Bacterium of Pear Blight**. Cf. *Bacillus butyricus*, Prazmowski, and *Micrococcus amylovorus*, Burrill. **Bacterium of Sheep Pox**. Syn., Microbe de la clavelée. Found in cases of sheep pox, or "Schafblattern." **Bacterium of variola**, Cose and Feltz. Syn., Bactérie de la petite variole, Fr. Bacterium der Variola (oder der Blattern). Found in the vesicles of smallpox; pathogenic for rabbits. **Bacterium oleæ**, Arcangeli. Said to cause the so-called tuberculosis ("Maladie de la loupe;" "Rogner") of olives. **Bacterium ovatum**, Lebert. See *Nosema bombycis*, Nägeli. **Bacterium pasteurianum**, or **Bacterium pastorianum**. See *Bacillus pasteurianus*, Hansen. **Bacterium periplanetæ**, Tichomirov. Found in the common cockroach (*Periplaneta orientalis*), and producing in it a specific disease. **Bacterium pflügeri**, Ludwig. See *Photobacterium pflügeri*, Ludwig. **Bacterium phosphorescens**, Hennes. See *Bacillus phosphoreus*, Cohn. **Bacterium Phosphorescens**, Cohn. See *Photobacterium phosphorescens*. **Bacterium photometricum**, Engelmann. Found in water; motion dependent on light; possibly not a bacterium at all. **Bacterium pneumoniae**, **Bacterium pneumoniae crouposæ**, Friedländer. See *Bacillus pneumoniae friedländeri*. **Bacterium porri**, Tommasi-Crudeli. Found in warts. **Bacterium prodigiosum**. See *Bacillus prodigiosus*, Ehrenberg. **Bacterium pseudopneumonicum**. See *Bacillus pseudopneumonicus*, Flüggé. **Bacterium punctum**, Rivolta. See *Bacterium lineola* (Müller), Cohn. **Bacterium putredinis**, Davaine. Syn., Bactérie de la pourriture. Found in rapidly-decaying plants. Cf. *Bacterium gummiis*, Combes. **Bacterium pyriforme**, Hansen. Found in the air. **Bacterium radiciicola**, Prazmowski. Syn., *Bacillus radiciicola*, Beyerinck; *Rhizobium leguminosarum*, Frank. Found in the soil, particularly in the roots of the *Leguminosæ*, where they are held to stimulate the cells to unusual growth, affect nitrification, constitute the "bacteroids" of Woronin, and form the so-called "bacteroid tissue." **Bacterium rosaceum metalloides**, Dodeswell. See *Bacillus ruber*, Frank, Cohn. **Bacterium rubescens**, Lankester. See *Beggiatoa rosco-persicina*, Zopf. **Bacterium septicæmiæ**, Koch. See *Bacillus septicæmiæ hæmorrhagicæ*, Sternberg. **Bacterium septicum sputigenum**. See *Bacillus septicus sputigenus*, Flüggé. **Bacterium subtile**, Buchner. See *Bacillus subtilis*, Ehrenberg. **Bacterium sulfuratum**; **Bacterium sulphuratum**, Warming. See *Beggiatoa rosco-persicina*, Zopf. **Bacterium sulfureum**, Rosenheim. Found in wine. *liqf.* Evolves H₂S. **Bacterium syncyanum**, Ehrenberg, Schröter. See *Bacillus cyanogenus*, Hueppe. **Bacterium synxanthum**, Schröter. See *Bacillus synxanthus*. **Bacterium termo**, Dujardin and Ehrenberg. Syn., *Bacillus termo*, Davaine. **Bactérie (Bacterium) commune**, Pasteur. **Bacterium bacillus**, Pasteur. *Cryptococcus natus*, Kützing. *Cryptococcus nebulosus*, Kützing. *Micrococcus crepusculum*, Cohn. *Zoogloa termo* (Müller), Cohn. *Monas*

Abbreviations.—*aër.* = aerobic, *anaër.* = anaerobic, *chg.* = chromogenic, *facanaër.* = facultative anaerobic, *liqf.* = liquefactive, *monom.* = monomorphie, *mot.* = motile, *nlqf.* = non-liquefactive, *nmot.* = non-motile, *npg.* = non-pathogenic, *obl.* = obligate, *oscl.* = oscillating, *pg.* = pathogenic, *phos.* = phosphorescent, *pleom.* = pleomorphic, *sap.* = saprophytic.

termo, Müller. *Palmella infusionum*, Ehrenberg. Long considered the most characteristic microbe of filth and putrefaction; but shown by Hauser to be a collective species. The name is now reserved for Vignal's species, while *Bacillus termo* may perhaps be reserved for the flagellate forms studied by Dallinger and Drysdale, or discarded entirely. **Bacterium termo**, Vignal. Found in the saliva of healthy persons. *aër.*, *liqf.*, *mot.*, *chg.* (yellowish gray), *nfg.* **Bacterium tholoideum**, Gessner. Syn., *Bacillus* of Gessner. Found in the intestinal contents of healthy persons. Resembles *Bacillus lactis aërogenes*, Escherich. *nfg.* (for mice and guinea-pigs). **Bacterium tremulans**, Trevisan. See *Bacterium lineola*, Cohn. **Bacterium triloculare**, Ehrenberg. See *Bacterium lineola*, Cohn. **Bacterium tuberculosis**, Zopf. **Bacterium tuberculosis**, Koch. See *Bacillus tuberculosis*, Koch. **Bacterium tumescens**, Zopf. See *Bacillus tumescens*, Zopf. **Bacterium typhosum**. See *Bacillus typhi abdominalis*, Eberth and Gaffky. **Bacterium ulna**. See *Bacillus ulna*, Cohn. **Bacterium ulna**, Cohn. See *Micrococcus ureæ*. **Bacterium ureæ**, Jaksch. Found in ammoniacal urine. *aër.*, *facanaër.*, *nliqf.* Not sufficiently investigated. **Bacterium vermiforme**, Ward. Found in fermented ginger beer. **Bacterium viride**, See *Bacillus viridis*, Van Tieghem. **Bacterium violaceum**, Bergonzini. Syn., *Chromobacterium violaceum*, Bergonzini. Found in putrefying solutions of egg albumen. *chg.* (violet). **Bacterium xanthinum**. See *Bacillus xanthanthus*, Ehrenberg and Schröter. **Bacterium xylinum**, A. J. Brown. Found in solutions of carbohydrates, giving rise to acetic acid, and converting dextrose into gluconic acid, and mannitol into levulose. **Bacterium zoffii**, Kurth. See *Bacillus zoffii*. **Bacteroides**, Woronin. Microorganisms forming tubercles in the roots of leguminous plants, and assisting in the fixing of nitrogen. **Bacteria chromogène**, Ital. Chromogenic microbes. **Batterio della pellagra**, Ital. See *Bacillus maidis*, Cuboni. **Beggiatoa alba**, Vaucher. Syn., *Beggiatoa punctata*, Trevisan. *Beggiatoa leptomitiformis*, Meneghi. *Oscillaria alba*, Vaucher. *Hygrococcus vandellii*, Meneghi. Next to *Cladotrix* the most common bacterium of water, forming a superficial layer in the mud called *barégine* or *glairine*, *q. v.* **Beggiatoa alba**, var. *marina*, Cohn. Syn., *Beggiatoa arstedtii*, Rabenhorst. See *Beggiatoa marina*, Cohn. **Beggiatoa arachnoïdæ**, Agardh. Syn., *Oscillaria arachnoïdea*, Agardh. *Oscillaria versatilis*, Kütz. Found in swamps and sulphur springs. **Beggiatoa leptomitiformis**, Meneghi and Trevisan. Syn., *Oscillaria leptomitiformis*, Meneghi. Found in sulphur springs. **Beggiatoa marina**, Cohn. Syn., *Beggiatoa alba*, var. *marina*, Cohn. *Beggiatoa arstedtii*, Rabenhorst. Found in a salt water aquarium, forming a whitish slimy layer on dead fish. **Beggiatoa minima**, Warming. Found in sea water; gray. **Beggiatoa mirabilis**, Cohn. Found in a salt water aquarium; snow white. **Beggiatoa multisepta**. See *Pragmidiothrix multisepta*, Engler. Held by Zopf to be identical with *Beggiatoa alba*, Vaucher. **Beggiatoa nivea**, Rabenhorst. Syn., *Leptonema niveum*, *Symphiothrix nivea*, Bruggen. Found in sulphur springs. **Beggiatoa nodosa**, Van Tieghem. A doubtful form characterized by nodes in the filaments, which differ from other members of the genus in the absence of sulphur grains and of motion. **Beggiatoa arstedtii**, Rabenhorst. See *Beggiatoa alba*, var. *marina*, Cohn.

Beggiatoa pellucida, Cohn. Found in a marine aquarium; sulphur grains few. **Beggiatoa punctata**, Trevisan. See *Beggiatoa alba*, Cohn. **Beggiatoa roseo-persicina**, Zopf. Syn., *Bacterium rubescens*, Lankester. *Bacterium sulphuratum* or *Bacterium sulphuratum*, Warming. *Clathrocystis roseo-persicina*, Cohn. *Cohnia roseo-persicina*, Winter. Kützing. *Microhalva rosea*, Kütz. *Ophidiomonas sanguinea*, Ehrenberg. *Pleurococcus roseo-persicina*, Rabenhorst. Peach-colored bacterium. Morphologically identical with *Beggiatoa alba*, Vaucher. Forms rose-colored to violet pellicles on putrid matter. Produces bacterio-purpurin. **Beggiatoa tigrina**, Rabenhorst. Syn., *Oscillaria tigrina*, Rörmer. Found in swamps on submerged wood. Forms a thin white layer. **Bienenfaulbrutbacillus**. See *Bacillus alvei*, Cheshire and Cheyne. **Bienstock's Bacillus**. **Bienstock's Bacillus aus Fæces**. **Bienstock's Putrefactive Bacillus**. **Bienstock's Putrefactive Bacillus from the Fæces**. See *Bacillus putreficus coli*, *Bienstock*. **Blutbacillus**. Microbe of the blood. **Blutpilz**. See *Bacillus prodigiosus*, Ehrenberg. **Bodenbacillus**. Microbe of the soil. **Bollingeri equi**, Saccardo. See *Micrococcus butyrogenes*, Rabe. **Brauner Kartoffelbacillus**, Ger. See *Bacillus mesentericus fuscus*, Flüggé. **Brieger's Bacillus**. See *Bacillus cavicius*, Brieger. **Brunnenfaden**. See *Crenothrix Kühniana* Rabenhorst. **Buff Bacillus of Spreading Edema**, A. B. Harris. *nliqf.*, *aër.*, *chg.* (buff), *pleom.* **Butterbacillus**, Ger., **Buttersäurebacillus**, **Butylbacillus**, Ger. See *Bacillus butyricus*, Prazmowski. **Capsule Bacillus of Loeb**. Obtained from a case of keratomalacia infantum. *aër.*, *facanaër.*, *nliqf.*, *nmot.*, *nfg.* Resembles *Bacillus capsulatus*, Pfeiffer. **Capsule Bacillus of Ozena**, Marano. Found in the nasal secretions in ten cases of ozena. Resembles *Bacillus pneumoniae friedländerii*. Cf. *Micrococcus loewenbergii*. **Capsule Bacillus of Smith**. See *Bacillus capsulatus smithii*. **Champignon du tube digestif du lapin et autres herbivores**, Kemack. See *Saccharomyces guttulatus*, Robin. **Cheese Spirillum**. See *Spirillum tyroenum*, Denecke. **Chromobacterium violaceum**, Bergonzini. See *Bacterium violaceum*, Bergonzini. **Chromogene Bacterien**, Ger. Syn., *Bactéries chromogènes*, Fr. *Bacteria chromogèni*, It. *Chromogenic bacteria*. **Chromogenic Micrococci**. **Chromogenous Micrococci**. *Microcoque chromogène*, Fr. *Chromogenic micrococci*. **Chromogenous Bacteria**. *Bactéries chromogènes*, Fr. *Bacteria cromogeni*, Ital. *Chromogenic bacteria*. **Cladotrix bovis**. See *Actinomyces bovis*, Harz. **Cladotrix canis**. Held by Rabe to be very like *Actinomyces bovis*. **Cladotrix dichotoma**, Cohn and Zopf. See *Leptothrix ochracea*, Kützing. *Mycenostoc gregarium*, Cohn. **Cladotrix fœrsteri**, Cohn. Syn., *Crenothrix fœrsteri*, *Streptothrix fœrsteri*, Cohn. *Leptothrix der Thränenröhren*, Graefe, Ger. Forms yellowish or grayish concretions in the human lachrymal ducts. **Cladotrix intricata**, Russel. Obtained from sea mud (bay of Naples). *aër.*, *liqf.*, *mot.* **Clathrocystis roseo-persicina**, Cohn. See *Beggiatoa roseo-persicina*, Zopf. **Clostridium butyricum**, Prazmowski. See *Bacillus butyricus*, Prazmowski. **Clostridium fœtidum**, Liborius. See *Bacillus fœtidus*, Passet. **Clostridium of Symptomatic Anthrax (or Charbon)**, Neelsen and Ehlers. See *Bacillus chauvoii*, Bollinger and Feser. **Clostridium polymyxa**, Prazmowski. See *Bacillus polymyxa*, Prazmowski. **Coccobacillus pyogenes ureæ**, Rör-

Abbreviations.—*aër.* = aerobic. *anaër.* = anaerobic. *chg.* = chromogenic. *facanaër.* = facultative anaerobic. *liqf.* = liquefactive. *monom.* = monomorphic. *mot.* = motile. *nliqf.* = non-liquefactive. *nmot.* = non-motile. *nfg.* = non-pathogenic. *obl.* = obligate. *oscl.* = oscillating. *nfg.* = pathogenic. *phos.* = phosphorescent. *pleom.* = pleomorphic. *sep.* = saprophytic

sing. See *Diplococcus pyogenes ureæ*, Rörising. **Cocobacteria septica**, Billroth. The single term under which Billroth includes all putrefactive bacteria. See *Bacillus septicæ hæmorrhagice*, Sternberg. **Cocobacteria ureæ**, Rörising. See *Diplococcus pyogenes ureæ*, Rörising. **Cocobacterium lyssæ**, Kivolta. See *Bacillus lyssæ*, Pasteur. **Cohnia roseo-persicina**, Winter and Kützing. See *Beggiata roseo-persicina*, Lopf. **Colon Bacillus of Escherich**. See *Bacillus neapolitanus*. **Comma Bacillus**, **Comma bacillus of Koch**, **Comma-shaped Bacillus**, Waten. **Bacillo en virgule**, **bacille virgule**, Fr. **Komma-bacillus**, Ger. **Bacillo virgola**, **bacillo virgolato**, Ital. **Bacillo vergula**, **bacillo virgulato**, Sp. See *Spirillum cholerae asiaticæ*, Koch. **Cornalian Corpuscles**. See *Microbe de la pèbrine*. **Corpuscles brillants**. See *Bacillus fetidus*, Passet. **Corpuscles du ver du soie**. See *Micrococcus ovalis*. **Coryza diplococci**. See *Micrococcus cereus aureus*, Schröter and Winckler. **Crémefarbiger Micrococcus**, List, Ger. See *Micrococcus citreus*, List. **Crenothrix fæsteri**, Cohn. See *Cladithrix fæsteri*. **Crenothrix kühniana**, Saccardo and Rabenhorst. Syn., *Crenothrix polyspora*, Cohn. *Hyaenothrix kühniana*, *Leptothrix kühniana*, Brunnensaden. Found in drinking water, to which they impart a disagreeable taste. **Crenothrix polyspora**, Cohn. See *Crenothrix kühniana*, Saccardo and Rabenhorst. **Cryptococcus alveareus**. See *Bacillus ulzei*, Cheshire and Cheyne. **Cryptococcus clava**, Wedl. Found in the stomachs of ruminants. **Cryptococcus cerevisiæ**, Robin. **Cryptococcus fermentatum**, Kützing. See *Saccharomyces cerevisiæ*, Reuss and Robin. **Cryptococcus glutinis**, Fersen. See *Saccharomyces glutinis*. **Cryptococcus guttulatus**, Robin. See *Saccharomyces guttulatus*. **Cryptococcus natans**, **cryptococcus nebulosus**, Kützing. See *Bacterium termo*, Dujardin and Davaine. **Cryptococcus of Yellow Fever**. See *C. xanthogenicus*, Freire. **Cryptococcus xanthogenicus**, Domingo-Freire. Considered by D. Freire to be the cause of yellow fever. Cf. *Bacillus of yellow fever*. **Darmbacillen**. Bacilli of the intestine. **Darmbacillen von Schottelius**. See *Bacillus coprogenes fetidus*, Schottelius. **Denecke's Cheese Bacillus**. See *Spirillum tyrogonium*. **Dengue Micrococci**. See *Scheutzi laughlini*. **Detionella ochracea**, Saccardo. See *Leptothrix ochracea*, Kützing. **Diplococcus albicans amplus**, Bumm; Grayish white micrococcus. Found in mucus from the healthy vagina. *aër.*, *facanaër.*, *liqf.*, *nfg.* **Diplococcus albicans tardus**, Unna and Tommasoli. Found in eczema. *aër.*, *nlif.*, *nmot.* **Diplococcus albicans tardissimus**. Morphologically identical with the *Gonococcus*; but more adherent, forming small masses. *aër.*, *nlif.*, *nfg.* **Diplococcus citreus conglomeratus**, Bumm. Obtained from the air, in dust, and from gonorrhœal pus. *aër.*, *facanaër.*, *liqf.*, *chg.* (lemon-yellow), *nfg.* **Diplococcus citreus liquefaciens**, Unna and Tommasoli. Found on the skin in cases of eczema seborrhœicum. *aër.*, *liqf.*, *nmot.*, *chg.* (lemon-yellow), *nfg.* **Diplococcus coryzæ**, Klebs and Hajek. Obtained from the nasal secretions in cases of acute nasal catarrh. *aër.*, *nlif.*, *nfg.* **Diplococcus der Pferdepneumonie**. See *Diplococcus of pneumonia in horses*, Schütz. **Diplococcus des Pemphigus acutus**, Demme. See *Diplococcus of pemphigus acutus*, Demme. **Diplococcus flavus liquefaciens tardus**, Unna and Tommasoli. Found on the skin in cases of

eczema seborrhœicum. *aër.*, *facanaër.*, *liqf.*, *chg.* (chrome-yellow), *nfg.* **Diplococcus fluorescens fetidus**, Klamann. Obtained from the posterior nares. *aër.*, *facanaër.*, *liqf.*, *chg.* (grass-green to violet), *nfg.* **Diplococcus intercellularis meningitidis**, Goldschmidt and Weichselbaum. Found within the cells of the exudates in cerebro-spinal meningitis. *aër.*, *nlif.*, *pg.* **Diplococcus jaune blanc**. See *Micrococcus subflavus*, Bumm. **Diplococcus lacteus faviformis**, Bumm. Found frequently in the vaginal secretions. *aër.*, *nlif.*, *nfg.* **Diplococcus luteus**, Adametz. Found in water. *aër.*, *liqf.*, *mot.*, *chg.* (yellow), *nfg.* **Diplococcus of Gonorrhœa**. See *Micrococcus gonorrhœæ*, Neisser. **Diplococcus of Orchitis**, Hugoung and Eraud. Syn., *Orchiococcus*. Frequently found in gonorrhœal pus during the first few days. *aër.*, *nlif.*, *pg.* The specific microbe of blennorrhagic epididymitis. **Diplococcus of Ozena**, Loewenberg. Found in the secretions in cases of ozena. **Diplococcus of Pemphigus**, **Diplococcus of Pemphigus Acutus**, Demme. Syn., *Micrococcus of Demme*. **Diplococcus des Pemphigus acutus**, Ger. Found in the bulke of pemphigus. *aër.*, *nlif.*, *pg.* Resembles the *Gonococcus*. **Diplococcus of Pneumonia in Horses**, Schütz. Syn., **Diplococcus der Pferdepneumonie**. Obtained from the lungs of a horse affected with acute pneumonia. *aër.*, *nlif.*, *pg.* **Diplococcus pneumoniæ fibrinosæ**, Friedländer. See *Bacillus pneumoniæ friedländeri*. **Diplococcus pneumoniæ**, Weichselbaum. See *Bacillus septicus spitzigenus*, Flügge. **Diplococcus pyogenes ureæ**, Rörising. Syn., *Diplococcus ureæ*, Rörising. *Cocobacillus pyogenes ureæ*, Rörising. *Cocobacterium ureæ*, Rörising. Found in purulent urine. Cf. *Diplococcus ureæ trifoliatus*, Rörising. *Micrococcus pyogenes ureæ flavus*, Rörising. **Diplococcus roseus**, Bumm. Found in the air. *aër.*, *facanaër.*, *liqf.*, *chg.* (pink), *nfg.* **Diplococcus ureæ**, Rörising. See *Diplococcus pyogenes ureæ*, Rörising. **Diplococcus ureæ trifoliatus**, Rörising. Found in purulent urine. Cf. *Diplococcus pyogenes ureæ*, Rörising. *Micrococcus pyogenes ureæ flavus*, Rörising. **Dispora caucasica**, Kern. See *Bacillus causicus*, Kern. **Drumstick Bacillus**. See *Bacillus putrificus coli*, Bienenstock. **Einheimischer Leuchtbacillus**. See *Bacillus phosphorescens indigenus*, Fisher. **Eisbacillen**. Bacilli of ice. **Eiterbacillen**, **Eiterkokken**, **Eitermikroben**. Microbes of pus. **Eiterkettenkokkus**. See *Micrococcus pyogenes*, Rosenbach. **Emmerich's Bacillus**, **Emmerich's Neapler Bacillus**. See *Bacillus neapolitanus*. **Endosporeous bacteria**. Syn., *Bactéries endospores*, Fr. **Endosporenbakterien**, Ger. Bacteria that produce by endogenous spore formation. **Epsilon Bacillus**, Miller. See *Spirillum finkleri*. **Erdbacillus**. See *Bacillus myocoides*, Flügge. **Erdebacillen**, **Erdebakterien**. Microbes of the soil. **Erythroconus litoralis**, (Erstedt. See *Sarcina litoralis*, (Erstedt. **Essigferment**, **Essigpilz**. See *Bacillus aceti*, Kützing. **Fæcesbacillen**, Ger. Bacilli of the feces. **Fäulnisbacillen**, Ger. See *Bacillus saprogenes*, I, II, III, Rosengarten. **Fäulnisbacterium**, Ger. See *Bacterium termo*, Dujardin and Davaine. **Fäulnisbakterien**. Bacteria of putrefaction. **Feet-sweat Bacillus**. See *Bacillus fetidus*. *Bacillus saprogenes*, II, and *Bacterium graveolens*. **Ferment de la fermentation butyrique**, Fr. See *Bacillus butyricus*, Prazmowski. **Fetthacillus**, Ger. See *Bacillus butyricus* Prazmowski. **Finkler-Prior's Bacillus**.

Abbreviations.—*aër.* = aerobic. *anaër.* = anaërobic. *chg.* = chromogenic. *facanaër.* = facultative anaërobic. *liqf.* = liquefactive. *monom.* = monomorphic. *mot.* = motile. *nlif.* = non-liquefactive. *nmot.* = non-motile. *nfg.* = non-pathogenic. *obl.* = obligate. *oscl.* = oscillating. *pg.* = pathogenic. *phos.* = phosphorescent. *pleom.* = pleomorphic. *sap.* = saprophytic.

See *Spirillum Finkler-Prior*. **Fiore del vino e della birra**, Ital. See *Saccharomyces mycoderma*, Reess. **Fitz'scher Aethylbacillus**, Ger. See *Bacillus subtilis*, Ehrenberg, etc. **Flesh colored Bacillus**, Tils. Found in water. *aër.*, *liqf. mot.*, *chg.* (pink), *npz.* **Flowers of Wine**. See *Saccharomyces mycoderma*, Reess. **Fluorescent bacilli**. Bacilles fluorescentes, Fr. Fluorescierende Bacillen, Ger. See *Bacillus fluorescens putidus*, *Bacillus erythrosporus*, *Bacillus fluorescens liquefaciens*, etc. **Fraenkel's Pneumobacillus**, Fraenkel'scher Diplococcus, Fraenkel-Weichselbaum'scher Pneumococcus, Fraenkel'scher Pneumonie - Diplococcus. See *Bacillus septicus sputigenus*, Flügge. **Frog-spawn Bacterium of Sugar Factories**, Frog-spawn fungus, **Froschlauch**, **Froschlauchpilz**, Ger. See *Leuconostoc mesenteroides*. **Gaffkya tetragenens**, Saccardo. See *Micrococcus tetragenus*, Gaffky. **Gährungerregende Bacillen**, Ger. Zymogenic bacilli. **Gasbildende Bacillen aus dem Magen**, Ger. See *Bacillus lactis aërogenes*, Escherich. **Gasbildende Bacillen aus Wasser**, Ger. Bacilli of water. **Gas Forming Bacillus**. See *Bacillus gasiformans*, Eisenberg. **Gelber Bacillus**. See *Bacillus luteus*, Flügge. **Gelber Traubencoccus**. See *Staphylococcus pyogenes aureus*, Ogston. **Ginger Beer Plant**, Marshall Ward. Forms jelly-like, semi-transparent, yellowish-white, brain-like masses at the bottom of the fermentation; resembles Caucasian kephir grains; it is a symbiotic association of *Saccharomyces pyriformis*, and of *Bacterium vermiforme*. **Glacier Bacillus**, **Gletscherbacillus**. See *Bacillus fluorescens nivialis*, Schmolck. **Glatthautbildender Kartoffelbacillus**, Ger. See *Bacillus leiodermis*, Löffler. **Gliococcus**, a micrococcus with a slimy capsule. **Glycerinäthylbacillus**, **Glycerinaethylbacterium**. See *Bacillus subtilis*, Ehrenberg, Cohn, etc. **Golden Staphylococcus**. See *Staphylococcus pyogenes aureus*, Ogston, Beeker. **Gomme de sucre**. See *Leuconostoc mesenteroides*, Cienkowski. **Gonococcus**, **Gonococque**, **Gonorrhæoccus**. Syn., **Tripperococcus**. See *Micrococcus gonorrhæe* Neisser. **Grains de kephyr**. See *Bacillus caucasicus*, Kern. **Gray-white micrococcus**, Bumm. See *Diplococcus albicans amplius*, Bumm. **Grüngelber Bacillus aus Wasser**, Ger. Greenish-yellow bacillus of water. **Gummibacillus**, Ger. See, *B. leiodermis*, Löffler. **Hæmatococcus bovis**, Babes. Syn., **Microbe de l'hémoglobinurie du bœuf**, Zimmermann. Obtained from the blood and viscera of cattle dead of an epidemic, infectious disease characterized by hemoglobinuria (in Roumania). *aër.*, *facanaër.*, *nlqf.*, *pg.* **Harnmicrococcus**. See *Micrococcus uræe*, Cohn. **Harnsarcine**, Hartzke. See *Sarcina* of urine. **Harnstoffmicrococcus**. See *Micrococcus uræe*, Cohn. **Hauser's Fäulnisbacillen**. See *Proteus vulgaris*, *Proteus mirabilis*, *Proteus zenkerii*. **Hay bacillus**, **Bacille du foin**, Fr. Heubacillus, Ger. Bacillus del fieno, Ital. See *Bacillus subtilis*, Ehrenberg. **Helicobacterium aërogenes**, Miller. See *Bacillus aërogenes*, III, Miller. **Helicobacterium klebsii**, Escherich. Found in the intestine of guinea pigs. *pleom.* **Helicomonas**, Klebs. *Syphilis fungus*. Cf. *Bacillus syphilitidis*, Lustgarten. **Heubacillus**. See *Bacillus subtilis*, Ehrenberg. **Heubacillusähnlicher Bacillus**, Ger. See *Bacillus subtilis simulans*, Bienstock. **Heupilz**. See *Bacillus subtilis*, Ehrenberg. **Hirse des Propheten**. See *Bacillus caucasicus*, Kern. **Hormiscium cerevisiæ**, Bonard. **Hormiscium vini**. **Hormiscium vini**

et cerevisiæ, Bonard. See *Saccharomyces mycoderma*. **Hostienblut**. See *Bacillus prodigiatus*, Ehrenberg. **Hühnercholera bacillus**. **Hühnermicrococcus**. Bacillus of chicken cholera. See *Bacillus septicaemie hemorrhagica*, Sternberg. **Hueppe's Bacillus of Butyric Acid Fermentation**—**Hueppe's Buttersäurebacillus**. See *Bacillus butyricus*, Hueppe. **Hundswutbacillus**. See *Bacillus lysse*, Pasteur. **Hygrocrocus vandelli**, Menghii. See *Beggiatoa alba*, Trevisan. **Hypæothrix kuehniana**. See *Crenothrix kühniana*. **Indischer Leuchtbacillus**. See *Bacillus phosphorescens indicus*, Fischer. **Influenzabacillus**. See *Bacillus* of Influenza, Pfeiffer. **Iodococcus vaginatus** Miller. Found in unclean mouths, gives peculiar reaction with iodine, the sheath being stained yellow, the cocci dark blue. **Jequeritypilz**. See *Bacillus* of jequirity ophthalmia. **Kartoffelbacillus**. Potato bacillus, applied to *Bacillus mesentericus fuscus*, Flügge; *Bacillus mesentericus ruber*, Globig; and *Bacillus mesentericus vulgatus*, Flügge. **Käsespirlillum**. See *Spirillum tyrogenum*, Dencke. **Kefirbacillus**. **Kefirferment**. See *Bacillus caucasicus*, Kern. **Keuchhustenpilz**, Burger. See *Bacillus-tussis convulsiva*, Afanassiew. **Knäuelbildender Bacillus**, Ger. See *Bacillus zoffii*. **Koch's Bacillus**, **Koch'scher Bacillus**. **Kommabacillus der Cholera asiaticæ**. **Koch's Comma Bacillus**, **Kommabacillus**. See *Spirillum cholerae asiaticæ*, Koch. **Kotbacillen**. Syn., **Bacilles des selles**, Fr. **Bacilli of the feces**. **Krankheitsregende Bacillen (or Bacterien)**. Pathogenic bacilli. **Lanceolate Coccus**, **Lancet-shaped Micrococcus**, Talamon. See *Bacillus septicus sputigenus*, Flügge. **Leprabacillus**. See *Bacillus lepræ*, Hansen. **Leptonema niveum**. See *Beggiatoa nivea*, Rabenhorst. **Leptothrix buccalis**, Robin. Pilz der Zahncaries, Ger. Syn. *Leptothrix gigantea*, Miller. *Leptothrix pulmonalis*, *Rasmussenia buccalis*, Saccardo. Found in the mouth of man and animals. Falsely considered the cause of dental caries. **Leptothrix buccalis of Vignal**. See *Bacillus buccalis (a)*, Vignal. **Leptothrix epidermidis**. Syn., *Bacillus epidermidis*, Bizozero. *Microsporon minutissimum*, Burchart. Found on the epidermis between the toes, and held by Bizozero to be non-pathogenic, but by Boeck as the cause of erythrasma. **Leptothrix der Thränenröhrchen**. See *Cladothrix fæsteri*, Cohn. **Leptothrix gigantea**, Miller. Found on the teeth of dogs, sheep, cattle and other animals affected with *Pyorrhœa alveolaris*. Some consider it identical with *Leptothrix buccalis*, Robin. **Leptothrix hyalina**, Reinsch. Found on marine algæ. **Leptothrix innominata**, Miller. See, *Leptothrix buccalis*, Robin. **Leptothrix kühniana**. See *Crenothrix kühniana* Saccardo. **Leptothrix lacrimalis**. Syn. *Leptothrix der Thränenröhrchen*. See *Cladothrix fæsteri*, Cohn. **Leptothrix lanugo**, Kützing. Found on marine algæ near Heligoland. **Leptothrix maxima buccalis**, Miller. See *Bacillus buccalis maximus*, Miller. **Leptothrix muralis**, Kützing. See *Leptothrix parasitica*. **Leptothrix natans**. See *Sphaerotilus natans*, Saccardo. **Leptothrix ochracea**, Kützing. Syn. *Detionella ochracea*, Saccardo. *Cladothrix dichotoma*, Zopf. According to Zopf, this represents filaments of *Cladothrix* stained with oxid of iron. **Leptothrix of Puerperal Fever**, **Leptothrix puerperalis**, Fetz. See *Bacillus puerperalis*, Engel and Spillman. **Leptothrix parasitica**, Kützing. Parasitic on fresh

Abbreviations.—*aër.* = aerobic. *anaër.* = anaerobic. *chg.* = chromogenic. *facanaër.* = facultative anaerobic. *liqf.* = liquefactive. *monom.* = monomorphic. *mot.* = motile. *nlqf.* = non-liquefactive. *nmot.* = non-motile. *npz.* = non-pathogenic. *obl.* = obligate. *oscl.* = oscillating. *pg.* = pathogenic. *phos* = phosphorescent. *pleom.* = pleomorphic. *sap.* = saprophytic

water alga. This and *Leptothrix muralis* are genetically connected with *Drilosiphon ulianus*, Kützing, the ordinary homogenes of which produce filaments known as *Nostoc parvimum*, Rabenhorst; the cells of these Nostoc filaments eventually separate and produce slender filaments constituting *Leptothrix parasitica* and *muralis*, Kützing (Bennet and Murray). **Leptothrix pulmonalis**. See *Leptothrix buccalis*, Robin. **Leptothrix pusilla**, Rabenhorst. Found on fresh water alga, also in the mouth, Klebs. **Leptothrix symplocoides**, Dickie. Found on marine alga. **Leptothrix vaginalis**. Found in the vagina of animals and women. **Leptothrix variabilis**, Saccardo. Found in saliva of healthy persons. **Leuconostoc mesenteroides**, Van Tieghem. Syn., *Asiococcus mesenteroides*, Cienkowski. Gomme de Suerie, Fr. Froschlauch, Froschlauchpilz, Pilz der Dexträngährung, Ger. Frog spawn bacterium of sugar factories, Frog spawn fungus. A source of great loss to the manufacturers of beet sugar, frequently and rapidly converting large quantities of the beet juice into a mucilagino-gelatinous mass. **Liborius's Bacillus of Butyric Acid Fermentation**, Liborius. Buttersäurebildender Bacillus, Ger. See *Bacillus butyricus*, Prazmowski. **Lissophyton suspectum**, Hallier. See *Bacillus lysse*, Pasteur. **Luësbacillus**. See *Bacillus syphilides*, Lustgarten. **Luftbacillen**. Syn., Bacilli of the air. Bacilles de l'air. **Luftbacterien**. Bacteria of the air. **Lungenseuche-micrococcus**. See Micrococcus of bovine pneumonia, Poels and Nolen. **Lupusbacillen**. Bacilli of lupus, identical with *Bacillus tuberculosis*, Koch. **Mäuse-septikämieähnlicher Bacillus**, Eisenberg. See *Bacillus coprococcus parvus*. **Melunella flexuosa**, Borg. See *Spirillum rugula*, Müller. **Merismopedia chondroidea**, With. **Merismopedia glauca**. See *Sarcina renis*, Hepworth. **Merismopedia goodsirii**. See *Sarcina ventriculi*, Goodsir. **Merismopedia hyalina**, Kützing. *Sarcina hyalina*, Kützing. **Merismopedia litoralis**, Rabenhorst. See *Sarcina litoralis*, Cérstedt. **Merismopedia reitenbachii**, Caspary. See *Sarcina reitenbachii*, Caspary. **Merismopedia urinæ**, Rabenhorst. See *Sarcina urinæ*, Welcker. **Merismopedia ventriculi**, Husem. See *Sarcina ventriculi*, Goodsir. **Merismopedia violacea**, Kützing. **Meerschweinchenbacillus**, Ger. See *Bacillus caridius*, Brieger. **Metallacter anthracis**, Trevisan. See *Bacillus anthracis*, Pollender and Davaine. **Metallacter tremulus**, Trevisan. See *Bacillus tremulus*, Koch. **Metallacter ulna**, Trevisan. See *Bacillus ulna*, Cohn. **Micoderma cerevisiæ**, Trecul. See *Saccharomyces mycoderma*, Reess. **Microbe de l'hémogloburie du bœuf**, Zimmerman. See *Hematococcus bovis*, Babes. **Microbe de l'araignée**. See *Micrococcus mastobius*, Nocard and Mollereau. **Microbe de la bouton d'Alep**, **Microbe de la bouton de Nil**, **Microbe de la bouton d'Orient**, **Microbe de la clou de Biskra**, **Microbe de la clou de Gafsa** (Poncet). See Micrococcus of Heydenreich. **Microbe de la clavelée**. See Bacterium of Sheep-pox. **Microbe de la dysenterie épidémique**, Chantemesse and Vidal. See *Bacillus dysenterie*, C. & W. **Microbe de la fièvre jaune**, Freire, Rebougeon and Carmona y Valle. Syn., *Micrococcus (Cryptococcus) xanthogenicus* Freire, Micrococcus of Freire. Obtained from the blood of yellow fever patients; attenuated by heat, and used by permission of the Emperor of Brazil (Nov., 1882) to inoculate several hundred persons. The

organism described Carmona y Valle, appears to be a fungus not related to the bacteria. Cf. Bacillus of the fièvre typhoïde, Tayan. See *Bacillus typhi abdominalis*, Eberth. **Microbe de la flacherie**, **Microbe de la maladie des morts-plats**. See *Micrococcus bombycis*, Cohn. **Microbe de l'hémogloburie du bœuf**, Zimmerman. See *Hematococcus bovis*. **Microbe de la pébrine**. Syn., *Bacterium oratum*, Lebert; *Bacillus pasteurianus*, Hansen; *Micrococcus oratus*; *Micrococcus pasteurianus*; *Nosoma bombycis*, Nägeli; *Panhystophyton oratum*; Lebert; Micrococcus of pebrine; Cornelian corpuscles; Cornelian bodies; Micrococcus der Fleckenkrankheit, Ger.; Corpuscles du ver a soie, Fr. The specific microbe of a disease of silkworms known for hundreds of years, called *pebrine*, *gattine*, *petechia*, *maladie des corpuscles*, and spotted disease. It was particularly destructive between 1850 and 1875. According to the investigations of Cornalia, Leydig, Balbiani, Pasteur, and Metschnikoff, these bodies belong to the *Porospermia* and are not bacteria at all. **Microbe del mal nero**, Ital. See *Bacterium gummi*, Comes; or *Bacterium putredinis*, Davaine. **Microbe des gasigen Gangrâns**, Ger. See *Bacillus œdematis maligni*, Koch. **Microbe des pus blennorrhagique**, Weiss, Fr. See *Micrococcus gonorrhœæ*, Neisser. **Microbe der Schweinspocken**, Ger. See *Bacillus ex pneumo-enteritide suis*, Klein. **Microbe di morbillo**, Lanzi, Ital. **Microbe du cholera des poules**, Fr., Pasteur. See *Bacillus septiciemise hæmorrhagica*, Sternberg. **Microbe du lait bleu**, Fr. See *Bacillus cyanogenus*, Fuchs. **Microbe du pus bleu**, Fr. See *Bacillus pyocyanus*, Gessard. **Microbe of Friedländer**. See *Bacillus pneumoniae friedländerii*. **Microbe of Pasteur**. Microbe septiciémique du salive, Fr. See *Bacillus spitzigenus septicus*, Flügge. **Micrococci della rabbia**, Ital. See *Micrococcus lysse*, and *Bacillus lysse*, Pasteur. **Micrococco dell'afra epizootica**, Ital. See Streptococcus of eczema epizootica, Schottelius. **Micrococcus aceti**. See *Bacillus aceti*, Kützing. **Micrococcus acidi lactici**, Marpmann. Found in milk; resembles in its action *Bacillus acidi lactici*, Hueppe. *aër., nliqf., nmot., nfg.* Cf. *Spherococcus acidi lactici*, Marpmann. **Micrococcus acidi lactici liquefaciens**, Krüger. Found in butter and cheese. *aër., facanaër., liqf., nmot.* **Micrococcus aërogenus**, Miller. Found in the intestinal tract of man. *aër., liqf., nmot., nfg.* **Micrococcus agilis**, Ali-Cohen. Found in drinking water. *aër., liqf., mot., nfg.* A motile coccus, provided with a flagellum; described by Menge. **Micrococcus agilis citreus**, Menge. **Micrococcus (Diplococcus) albicans amplus**, Bumm. Syn., *Neisseria albicans*. Frequently found in the vaginal secretions. *aër., liqf., nfg.* **Micrococcus (diplococcus) albicans tardus**, Unna and Tommasoli. Found in eczema. *aër., nliqf., nmot.* **Micrococcus albicans tardissimus**, Eisenberg, Bumm. Found in the vaginal secretions of puerperal women. *aër., facanaër., nliqf., nfg.* **Micrococcus liquefaciens**, Von Besser. Found in the nasal secretions of healthy persons. *aër., facanaër., liqf., nfg.* **Micrococcus albus urinæ**. See *Micrococcus urinæ* albus. **Micrococcus amylovorus**, Burdill and Arthur. Syn., Micrococcus of apple blight. Bacterium of pear blight. Produces fermentation in saccharine fluids. *aër., nliqf., mot., pg.* (for apple and pear trees). Cf. *Bacillus butyricus*, Prazmowski. **Micrococcus aquatilis**, Bolton. Found frequently in water. *aër., nliqf., nfg.* **Micrococcus aquatilis**

Abbreviations.—*aër.* = aerobic, *anaer.* = anaerobic, *chr.* = chromogenic, *facanaër.* = facultative anaerobic, *liqf.* = liquefactive, *monom.* = monomorphing, *mot.* = motile, *nliqf.* = non-liquefactive, *nmot.* = non-motile, *npg.* = non-pathogenic, *obl.* = obligate, *oscil.* = oscillating, *pg.* = pathogenic, *phos.* = phosphorescent, *pleom.* = pleomorphic, *zap.* = saprophytic.

invisibilis, Vaughan. Found in water. *aër.*, *nlif.*, *upg.* **Micrococcus arei celsii**, Buchner and Sehlen. Syn., *Bacterium decalvans*, Thiu. Found on the diseased hairs in *Alopecia areata*. Cf. *Bacillus of alopecia areata*, Kasauli, and *Micrococcus of alopecia areata*, Robinson. **Micrococcus ascoformans**, Johne. See *Micrococcus botryogenes*, Rabe. **Micrococcus aurantiacus**, Cohn. Syn., *Pediococcus aurantiacus*. Found in water. *aër.*, *nlif.*, *chg.* (orange-yellow), *upg.* **Micrococcus bei hepatitis enzootica porcellorum**. See *Micrococcus porcellorum*. **Micrococcus biskræ**. See *Micrococcus* of Heydenreich. **Micrococcus blennorrhæus**. See *Micrococcus gonorrhæe*, Neisser. **Micrococcus bombycis**, Cohn, Bechamp. Syn., *Streptococcus bombycis*, Bechamp. *Micrococcus* de la maladie des morts plat. Fr. Microbe de la flacherie, Fr. *Micrococcus* der Schlafsucht der Seidenraupen, Ger. Found in the intestinal tract of silkworms and other Lepidoptera dead of the epidemic disease known in France as *la flacherie*: etiologic relation demonstrated by Pasteur. **Micrococcus botryogenes**, Bollinger, Rabe. Syn., *Bollingera equi*, Saccardo; *Ascooccus johnei*, Cohn; *Micrococcus ascoformans*, Johne; *Micrococcus* of myko-desmoids of the horse. Found in colonies in the connective tissue of horses affected with "myko-desmoids." *aër.*, *liqf.*, *pg.* **Micrococcus candicans**, Flügge. Found abundantly in air and water. *aër.*, *nlif.*, *upg.* **Micrococcus candidus**, Cohn. Found in water. *aër.*, *nlif.*, *upg.* **Micrococcus capillorum**. Found on the scalp and said to alter the color of the hair. *aër.*, *chg.* (reddish-yellow). **Micrococcus carneus**, Zimmermann. Found in water. *aër.*, *nlif.*, *chg.* (red to violet), *upg.* **Micrococcus cerasinus siccus**, List. *aër.*, *nlif.*, *chg.* (cherry red), *upg.* **Micrococcus cereus albus**, Passet. Syn., *Staphylococcus cereus albus*, Passet. Found in the pus of acute abscesses, and by Tils, in hydrant water (Freiburg). *aër.*, *nlif.*, *upg.* **Micrococcus cereus aureus**, Schröter and Winkler. Syn., *Staphylococcus cereus aureus*, S. and W. Found in the thin secretions of coryza. *aër.*, *nlif.*, *chg.* (orange-red), *upg.* **Micrococcus cereus flavus**, Passet. Syn., *Staphylococcus cereus flavus*, Passet. *Staphylococcus passetti*. Found in an acute abscess. *aër.*, *nlif.*, *chg.* (lemon-yellow), *upg.* **Micrococcus chlorinus**. Occurs in zoogloea masses. *aër.*, *chg.* (greenish-yellow), *upg.* **Micrococcus cholerae gallinarum**, Pasteur. See *Bacillus septicaemie hemorrhagicae*, Sternberg. **Micrococcus cinnabareus**, Flügge. Syn., *Streptococcus cinnabareus*, Flügge. Found in air and water. *aër.*, *nlif.*, *chg.* (reddish-brown), *upg.* **Micrococcus citreus**, List. Syn., *Staphylococcus citreus*, List. *Micrococcus couleur crème*, Fr. Crème-farbiger *Micrococcus*, Ger. Found in water, also by Lannelongue and Achard in the seat of an old osteomyelitis. *aër.*, *nlif.*, *chg.* (pale-yellow), *upg.* **Micrococcus citreus conglomeratus**, Bunn. See *Diplococcus citreus conglomeratus*, Bunn; **Micrococcus concentricus**, Zimmermann. Found in water. *aër.*, *nlif.*, *sap.*, *upg.* **Micrococcus conglomeratus**, Weichselbaum. Syn., *Neissera conglomerata*, W. **Micrococcus coronatus**, Flügge. Syn., *Streptococcus coronatus*, Flügge. Found in the air. *aër.*, *liqf.*, *upg.* **Micrococcus couleur crème**, List. See *Micrococcus citreus*, List. **Micrococcus cremoides**, Zimmermann. Found in water. *aër.*, *liqf.*, *chg.* (yellowish-white), *upg.* **Micrococcus crepusculum**, Cohn. See *Bacillus termo*, Ehrenberg and Dujardin. **Micrococcus cumulatus**

tenuis, Von Besser. Found in abundance in the nasal mucus of man. *aër.*, *faunaër.*, *nlif.*, *upg.* **Micrococcus cyaneus**, Schröter. Obtained from the air, on boiled potatoes. *aër.*, *chg.* (cobalt blue, altered to carmine by acids, restored by alkalies). **Micrococcus decalvans**, Schröter. Syn., *Bacterium decalvan*, Saccardo. Cf. *Bacillus of Alopecia areata*, Kasauli, *Micrococcus arei celsii*, Buchner and Sehlen; *Micrococcus of Alopecia areata*, Robinson. **Micrococcus de la mammitte gangréneuse de la brebis**, *Micrococcus de la mammitte contagieuse de la vache*, Fr. See *Micrococcus mastobius*, Nocard and Mollereau. **Micrococcus de la nécrose progressive du tissu connective de la souris**, Fr. See *Micrococcus* of progressive tissue necrosis of mice, Koch. **Micrococcus de la pyémie du lapin**, Fr. See *Micrococcus* of pyemia in rabbits, Koch. **Micrococcus de la rage**, Fr. See *Micrococcus tyssa*, Neisser. **Micrococcus de la septicémie consecutive du charbon**, Charrin. Found in the blood and tissues of a rabbit inoculated with blood from another rabbit dead of anthrax. *aër.*, *mot.*, *pg.* **Micrococcus de la septicémie du lapin**, Fr. See *Micrococcus* of septicemia of rabbits, Koch. **Micrococcus de la suppuration progressive du lapin**, Fr. See *Micrococcus* of progressive abscess-formation in rabbits. **Micrococcus der Mastitis der Kühe**, Ger. See *Micrococcus mastobius*, Nocard and Mollereau. **Micrococcus der Maul- und Klauen-seuche**. See *Streptococcus* of ezema epizootica, Schottelius. **Micrococcus des mort plats**, Fr. See *Micrococcus bombycis*, Cohn. **Micrococcus der Osteomyelitis**, Becker. See *Staphylococcus pyogenes aureus*, Ogston, Becker. **Micrococcus der Fleckenkrankheit**, Ger. See *Microbe* de la pébrine, Pasteur. **Micrococcus des Pende'schen Geschwürs**. See *Micrococcus* of Heydenreich. **Micrococcus desidens**, Flügge. See *Micrococcus flavus desidens*, Flügge. **Micrococcus des roten Schweisses**. See *Micrococcus hematosus*, Babes. **Micrococcus diffuens**, Schröter. Found in the air, dust, and in excrement; common. *aër.*, *nlif.*, *chg.* (yellow, with a greenish fluorescence; not modified by acids). Resembles *Bacillus fluorescens putidus*, Flügge. **Micrococcus diphtheriticus**, Oertel, Cohn, Löffler. Syn., *Streptococcus articularum*, Löffler. *Micrococcus en chaînes*, Fr. Kettenbildender *Bacillus*, Ger., Löffler. Found in the false membranes, and in the tissues of diphtheria patients; Cornil identifies this with *Micrococcus pyogenes*, Rosenbach. *aër.*, *nlif.*, *pg.* **Micrococcus doyenii**. See *Micrococcus urinae albus olearius*, Doyen. **Micrococcus en chaînes**, Löffler. See *Micrococcus diphtheriticus*, Oertel, Cohn. **Micrococcus endocarditicus**. Syn., *Streptococcus endocarditidis*. **Micrococcus endocarditidis rugatus**, Weichselbaum. Found in a case of ulcerative endocarditis. *aër.*, *nlif.*, *pg.* **Micrococcus erysipelatis**, **Micrococcus erysipelatos**, **Micrococcus erysipelatosus**. Fehlisen. See *Micrococcus pyogenes*, Rosenbach. **Micrococcus fermenti**. See *Micrococcus viniperda*. **Micrococcus fervidosus**, Adametz. Found in water. *aër.*, *nlif.*, *upg.* **Micrococcus fockii**. Found in healthy and diseased eyes. **Micrococcus finlayensis**, Sternberg. Obtained from the viscera of a yellow-fever cadaver. *aër.*, *liqf.*, *chg.* (pale-yellow), *upg.* **Micrococcus flavus**. See *Micrococcus flavus liquefaciens*, Flügge. **Micrococcus flavus desidens**, Flügge. Found in air and water. *aër.*, *liqf.*, *chg.* (yellowish-brown), *upg.* **Micrococcus flavus liquefaciens**, Flügge. Syn., *Micrococcus flavus*, *Micrococcus*

Abbreviations.—*aër.* = aerobic. *anaër.* = anaerobic. *chg.* = chromogenic. *faunaër.* = facultative anaerobic. *liqf.* = liquefactive. *monom.* = monomorphic. *mot.* = motile. *nlif.* = non-liquefactive. *nmot.* = non-motile. *upg.* = non-pathogenic. *obl* = obligate. *oscl.* = oscillating. *pg.* = pathogenic. *phos.* = phosphorescent. *pleom.* = pleomorphic. *sap.* = saprophytic.

cus liquefaciens. Found in air and water. *aër.*, *liqf.*, *chg.* (yellow), *npf.* **Micrococcus flavus tardigradus**, Flügge. Syn., *Micrococcus tardigradus*. Found in the air and water. *aër.*, *nlif.*, *chg.* (dark olive-green), *npf.* **Micrococcus fœtidus**, Klamann, Rosenbach. Found in the posterior nares of man. *aër.*, *liqf.*, *npf.* **Micrococcus fervidosus**, Adametz. Found in water. *aër.*, *nlif.*, *npf.* **Micrococcus freudenreichii**, Guillebeau. One of the two forms found by Guillebeau to produce ropiness in milk. *aër.*, *liqf.*, *npf.* Cf. *Bacterium hessii*, Guillebeau. **Micrococcus friedländerii**. See *Bacillus pneumoniae friedländerii*. **Micrococcus fulvus**, Cohn. Syn., *Staphylococcus fulvus*. Found in horse and rabbit dung. *aër.*, *nmot.*, *nlif.*, *chg.* (rose), *npf.* **Micrococcus fuscus**, Maschek. Found in water. *aër.*, *nmot.*, *liqf.*, *chg.* (sepia-brown), *npf.* **Micrococcus gallicidus**. See *Bacillus septicaemie hæmorrhagice*, Sternberg. **Micrococcus gelatinosus**. Found in milk, which it causes to coagulate at about 22° C. **Micrococcus gingivæ pyogenæ**, Miller. Found in the mouth of a man affected with alveolar abscess. *aër.*, *facanaër.*, *nlif.*, *pg.* **Micrococcus gonorrhœæ**, Neisser. *Micrococcus blemorrhœus*, *Neissera gonorrhœæ*, *Micrococcus gonococcus*, Microbe du pus blemorrhagique, Weiss, Fr. Tripperococcus, Gonorrhœococcus, Ger. Found in gonorrhœal pus. *aër.* No growth on gelatin; an obligate parasite. *pg.* **Micrococcus griseus**, Winter. See *Bacterium griseum*, Warming. **Micrococcus hæmatodes**, Babes. Syn., *Micrococcus* of red sweat. *Micrococcus* de la sueur rouge, Fr. *Micrococcus* des roten Schweisses, Ger. Found in foul sweat from the axilla, *aër.*, *chg.* (red), *npf.* **Micrococcus havanaensis**, Sternberg. Syn., *Bacillus havanaensis*, Sternberg. Obtained by Sternberg in his investigation of yellow fever. *aër.*, *nlif.*, *chg.* (blood-red). Only found in the presence of free oxygen. **Micrococcus imetrophus**, Trevisan. See *Bacillus prodigiosus*, Ehrenberg. **Micrococcus indicus**, Koch. See *Bacillus indicus*, Koch. **Micrococcus influenzae**, Letzerich. Syn., *Streptococcus seiferti*, *Micrococcus* of influenza, Seifert. See *Bacillus* of influenza, Pfeiffer. **Micrococcus insectorum**, Burrill, *Streptococcus insectorum*. Found in the cecal appendages or pancreatic organs in the Chinch bug (*Blissus leucopterus*, Say) and the higher Hemiptera. Especially recommended as a remedy for the Chinch bug and for *Halticus minutus*, so damaging to the peanut. **Micrococcus intercellularis meningitidis**, Neumann and Schäffer. Syn., *Micrococcus meningitidis*, Neumann. *Neisseria Weichselbaumii*. Found in the tissues of the brain and spinal cord in cases of cerebro-spinal meningitis. **Micrococcus lacteus faviformis**, Bumm. Syn., *Neisseria lactea*. Frequently found in normal vaginal mucus. *aër.*, *nlif.*, *npf.* **Micrococcus lactis viscosus**, Conn. Syn., *Micrococcus* of bitter milk, Conn. The cause of the bitter taste of milk and cream. *aër.*, *liqf.*, *nmot.*, *npf.* **Micrococcus liquefaciens**. See *Micrococcus flavus liquefaciens*, Flügge. **Micrococcus læwenbergii**. Syn., *Micrococcus* of ozena, *Micrococcus* de l'ozène, Fr. Found in the secretions, in cases of ozena. *aër.*, *liqf.*, *pg.* **Micrococcus luteus**, Cohn. Found in water, the superficial soil, dust of bed rooms, moist foods, etc. *aër.*, *nlif.*, *chg.* (yellow), *npf.* **Micrococcus lyssæ**, Neisser. Syn., *Neisseria lyssa*, *Micrococcus* of hydrophobia, *Micrococcus* of rabies, Fol. *Micrococcus* de la rage, Fr. Found in the spinal cord of rabid animals. Cornil

and Babes throw doubt on the culture experiments of Fol. **Micrococcus major**, Doyen. See *Micrococcus urinae major*, Doyen. **Micrococcus manfredii**, Syn., *Streptococcus manfredii*. *Micrococcus* of progressive granuloma formation. Found in the sputum of two cases of pneumonia following measles; *aër.*, *nlif.*, *pg.* **Micrococcus mastobius**, Nocard, Mollereau and Kitt. Syn., *Streptococcus nocardi*. *Micrococcus* of bovine mastitis, Kitt. *Micrococcus* of mastitis in cows. *Streptococcus* of mastitis in cows. *Micrococcus* of contagious mammitis. *Micrococcus* of gangrenous mastitis in sheep, Nocard. *Microbe* de la mal de pis, *Microbe* de l'araignée, *Micrococcus* de la mammitte contagieuse de la vache, Nocard and Mollereau, Fr. *Micrococcus* der Mastitis der Kühe, Ger. Obtained from the milk of cows and sheep affected with mastitis. *aër.*, *facanaër.* The form found in cattle is said to be non-liquefactive; that of sheep liquefies both gelatin and blood serum. Sternberg recognizes three distinct forms producing mastitis. **Micrococcus meningitidis**, Neumann. See *Micrococcus intercellularis meningitidis*, Neumann and Schäffer. **Micrococcus meningitidis purulentæ**, Heydenreich. **Micrococcus morbillosus**. Syn., *Streptococcus morbillosus*. **Micrococcus nasalis**, Hack. Found in the cavum pharyngonasale. *aër.*, *mot.*, *nlif.*, *npf.* **Micrococcus nitrificans**, Van Tieghem. Syn., *Micrococcus* de la fermentation de l'ammoniaque. Found in water. *aër.*, *npf.* *Micrococcus*, II, of Fischel. Found in the blood of two cases of influenza. *aër.*, *facanaër.*, *liqf.*, *pg.* **Micrococcus oblongus**. See *Bacterium oblongum*, Boutroux. **Micrococcus ochroleucus**, Prove and Legrain. Syn., *Streptococcus ochroleucus*. Found in urine. *aër.*, *nlif.*, *chg.* (sulphur yellow), *npf.* **Micrococcus of Acute Infectious Osteomyelitis**. See *Micrococcus pyogenes aureus*, Rosenbach. **Micrococcus of Alopecia areata**, Von Sehlen, Robinson, Vaillard and Vincent. Found on the hairs from the diseased patches. *aër.*, *liqf.*, *pg.* Cf. *Bacillus* of Alopecia areata, and *Micrococcus decalvans*, Schröter. **Micrococcus of Ammoniacal Urine**. See *Micrococcus ureæ*, Cohn, and *Micrococcus ureæ liquefaciens*, Flügge. **Micrococcus of Apple Blight**. See *Bacillus butyricus*, Botkin, Prazmowski, etc. **Micrococcus of Beri-beri**, Lacerda. See *Bacillus beribericus*, Lacerda. **Micrococcus of Biskra Buton**. See *Micrococcus* of Heydenreich. **Micrococcus of Bitter Milk**. See *Micrococcus lactis viscosus*, Conn. **Micrococcus of Bronchitis**, Picchini. Three distinct forms. *aër.*, *nlif.* Cf. *Bacillus* of Lumtitzer. **Micrococcus of Bovine Mastitis**, Kitt. See *Micrococcus mastobius*, Nocard, Mollereau and Kitt. **Micrococcus of Bovine Pneumonia**, Poels and Nolen. Syn., *Lungenseuchemicrococcus*, *Micrococcus* of cattle pneumonia. Found in the lungs of cattle suffering from infectious pleuro-pneumonia. *aër.*, *nlif.*, *pg.* **Micrococcus of Cerebro-spinal Meningitis**. See *Micrococcus intercellularis Meningitidis*. Neumann and Schäffer. **Micrococcus of Chicken Pox**. See *Staphylococcus viridis flavescens*, Guttman. **Micrococcus of Contagious Mammitis**. See *Micrococcus mastobius*, Nocard, Mollereau, and Kitt. **Micrococcus of Cow Pox**. See *Micrococcus variolæ et vaccinæ*, Cohn. **Micrococcus of Dantec**. Obtained from salted codfish which had turned red. *aër.*, *nlif.*, *chg.* (yellow, changing to deep red), *npf.* **Micrococcus of Demme**. See *Diplococ-*

Abbreviations.—*aër.* = aerobic. *anaër.* = anaerobic. *chg.* = chromogenic. *facanaër.* = facultative anaerobic. *liqf.* = liquefactive. *monom.* = monomorphic. *mot.* = motile. *nlif.* = non-liquefactive. *nmot.* = non-motile. *npf.* = non-pathogenic. *obl.* = obligate. *oscl.* = oscillating. *pg.* = pathogenic. *phos.* = phosphorescent. *pleom.* = pleomorphic. *sap.* = saprophytic.

cus of pemphigus acutus, Demme. **Micrococcus of Dental Caries.** See *Leptothrix vulgaris*, Robin; *Leptothrix gigantea*, Miller; Miller's Epsilon Bacillus, and *Spirillum dentium*, Arnt. **Micrococcus of Dengue**, McLaughlin. See *Scheutzia laughlini*. **Micrococcus of Diphtheria.** *Streptococcus articulorum*, Löffler. **Micrococcus of Disse and Taguchi.** Syn., Tokiobacillen. Obtained from the blood, the secretions of broad condyloma, as well as the primary indurations of syphilis. Etiologic relations not confirmed. **Micrococcus of Drinking Water.** See *Micrococcus aquatilis*, Bolton. **Micrococcus of Egyptian Ophthalmia.** See *Micrococcus of Trachoma*, Sattler and Michel. **Micrococcus of Endocarditis.** See *Streptococcus endocarditicus* and *Micrococcus endocarditicus rugatus*, Weichselbaum. **Micrococcus of Erysipelas**, Fehleisen. See *Micrococcus pyogenes*, Rosenbach. **Micrococcus of Foot and Mouth Disease.** Syn., Streptocytus of eczema epizootica, Schottelius, *Streptocytus aphthicola*, Hallier. *Micrococcus der Maul- und Klauenseuche*, Ger. *Micrococcus dell'afra epizootica*, Ital. Found in the vesicular eruptions about the mouth and feet of cattle, pigs, and sheep. Communicable to man. *aër., faculaaër.* Pathogenesis not fully settled. Cf. Bacillus of ulcerative stomatitis of cattle. **Micrococcus of Forbes.** Found in the bodies of larvae of the cabbage butterfly, *Pieris rapae*, affected with an infectious disease. **Micrococcus of Fowl Cholera.** See *Bacillus septemicus hæmorrhagica*, Sternberg. **Micrococcus of Freire.** See *Microbe de la fièvre jaune*, Domingo Freire. **Micrococcus of Furuncle**, Pasteur. See *Bacillus osteomyelitis*, Becker and Kraske. **Micrococcus of Gangrenous Mastitis in Sheep**, **Micrococcus of Gangrenous Mammitis.** See *Micrococcus mastobius*, Nocard, Mollereau and Kitt. **Micrococcus of Gonorrhœa.** See *Micrococcus gonorrhœa*, Neisser. **Micrococcus of Gray Parrot Disease.** See *Micrococcus psittaci*, Eberth and Wolff. **Micrococcus of Heydenreich.** Syn., *Streptococcus biskrae*. *Micrococcus of Biskra* Button. Clou de Biskra, Duclaux. *Microbe de la bouton de Nil*, Chantemesse, *Microbe de la clou de Gafsa*. *Microbe de la bouton d'Alep*, Poucet. *Microbe de la bouton d'Orient*, Fr. *Micrococcus of Biskra button*, Fr. *Pendjehgeschwür*, Ger. Found in the tumors and ulcers characteristic of Aleppo boil or Biskra button. *aër., liqf., ps.* **Micrococcus of Hydrophobia.** See *Micrococcus lysse*, Pasteur. **Micrococcus of Infectious Osteomyelitis.** See *Micrococcus pyogenes aureus*, Rosenbach, and *Micrococcus osteomyelitis*, Becker and Kraske. **Micrococcus of Influenza**, Seifert, *Streptococcus seiferti*. See *Micrococcus influenza*, Letzerich. **Micrococcus of Kirchner.** Obtained from the sputum of patients suffering with influenza. *aër., ps.* **Micrococcus of Manfredi.** See *Micrococcus manfredii*. **Micrococcus of Mastitis**, Kitt. See *Micrococcus mastobius*, Nocard and Mollereau. **Micrococcus of Measles**, Klebs and Keating. Syn. *Streptococcus morbillus*, *Micrococcus morbillus*. Found in the blood and exudates of persons afflicted with measles. Flügge considers them unimportant. **Micrococcus of Myko-desmoids of the Horse.** See *Micrococcus botryogenes*, Rabe. **Micrococcus of Osteomyelitis.** See *Micrococcus pyogenes aureus*, Ogston. **Micrococcus of Ozena.** See *Micrococcus larocenbergii*. **Micrococcus of Pear Blight**, Burrill. See *Bacillus butyricus*, Prazmowski. **Micrococcus**

of Pebrine. See *Microbe de la pébrine*, Pasteur. **Micrococcus of Pneumonia.** See *Bacillus pneumoniae friedländerii* and *Micrococcus septicus*, Flügge. **Micrococcus of Progressive Abscess Formation in Rabbits**, Koch. Syn., *Micrococcus de la suppuration progressive du lapin*. Fr. Found in the exudates of rabbits inoculated with putrefying blood. *ps.* **Micrococcus of Progressive Granuloma Formation.** See *Micrococcus manfredii*. **Micrococcus of Progressive Tissue Necrosis in Mice**, Koch. Syn., *Micrococcus de la nécrose progressive du tissu connective de la souris*. Found in the exudates of mice inoculated with putrid blood. *ps.* **Micrococcus of Pyemia in Rabbits**, Koch. Found in the exudates of rabbits inoculated with putrefying flesh infusion. *ps.* **Micrococcus of Rabies**, Fol. See *Micrococcus lysse*, Neisser. **Micrococcus of Red Sweat.** See *Micrococcus hamatodes*, Babes. **Micrococcus of S. Le M. Moore.** See *Bacillus fetidus*, Liborius. **Micrococcus of Salvioli.** See *Bacillus septicus sputigenus*, Flügge. **Micrococcus of Scarlet Fever**, Pohl and Pincus. See *Micrococcus scarlatinae*. **Micrococcus of Septicemia in Rabbits**, Koch. Syn., *Streptococcus Kochii*. *Micrococcus de la septicémie du lapin*. Fr. Found in the exudates of rabbits inoculated with putrefying flesh-infusion. *ps.* **Micrococcus of Smallpox.** See *Micrococcus variolæ et vaccinae*, Cohn. **Micrococcus of Sputum Septicæmia.** See *Bacillus septicus sputigenus*, Flügge. **Micrococcus of Swine Plague or Hog Cholera.** See Bacillus of swine plague, Marselles, Rietsch and Jobert, and *Bacillus ex pneumo-enteritide suis*, Klein. **Micrococcus of Syphilis**, Haberkorn and Marcus. Found in the white blood corpuscles in cases of syphilis. *aër., osc., chg.* (red). **Micrococcus of Trachoma**, Sattler and Michel. Syn., *Neisseria rebelis*. *Trachomeoccus*, Ger. *Micrococcus of Egyptian ophthalmia*. Found in the secretions and nodules of the conjunctiva in cases of trachoma. *aër., nliqf., ps.* Researches of Baumgarten and Kartulis go to show that this form has no etiologic relation to the diseases mentioned. **Micrococcus of Vaccinia.** See *Micrococcus variolæ et vaccinae*, Cohn. **Micrococcus of whooping cough**, Letzerich. Found in the sputum in cases of whooping cough. See *Bacillus tusis convulsiva*, Afanassiew. **Micrococcus olearius.** See *Micrococcus wine flavus olearius*. **Micrococcus osteomyelitis**, Becker. Syn., *Micrococcus of acute infectious osteomyelitis*. See *Micrococcus pyogenes aureus*, Rosenbach. **Micrococcus ovalis**, Escherich. Found in the meconium and feces of infants. *aër., faculaaër., nliqf., nps.* **Micrococcus ovatus.** See *Microbe de la pébrine*, Pasteur. **Micrococcus pasteurii**, Sternberg. See *Bacillus septicus sputigenus*, Flügge. **Micrococcus petechialis.** Syn., *Neisseria petechialis*. **Micrococcus pflügeri**, Ludwig. See *Photobacterium pflügeri*, Ludwig. **Micrococcus phosphoreus**, Cohn. See *Bacillus phosphoreus*, Cohn. **Micrococcus plumosus**, Bräutigam. Found in water. *aër., nliqf., nps.* **Micrococcus pneumoniae croupasæ**, Sternberg. See *Bacillus septicus sputigenus*, Flügge. **Micrococcus pneumoniae infectiosa**, Friedländer. See *Bacillus pneumoniae friedländerii*. **Micrococcus porcellorum.** Syn., *Micrococcus bei Hepatitis enzootica porcellorum*. Ger. Found in hogs affected with hepatitis (Russia). *aër., liqf., ps.* **Micrococcus prodigiosus**, Cohn. See *Bacillus prodigiosus*, Ehrenberg. **Micrococcus pseudo-cyanus**, Cohn. Found in boiled potatoes exposed to air. *aër., chg.* (verdigris green), *nps.*

Abbreviations.—*aër.* = aerobic, *anaër.* = anaerobic, *chg.* = chromogenic, *faculaaër.* = facultative anaerobic, *liqf.* = liquefactive, *monom.* = monomorphic, *mot.* = motile, *nliqf.* = non-liquefactive, *nmot.* = non-motile, *nps.* = non-pathogenic, *obl.* = obligate, *osc.* = oscillating, *ps.* = pathogenic, *phos.* = phosphorescent, *pleom.* = pleomorphic, *sap.* = saprophytic.

Not sufficiently known. **Micrococcus psittaci**, Wolf. Syn., *Streptococcus perniciosus psittacorum*, Eberth and Wolf. Micrococcus of gray parrot disease. Micrococcus der Papageimycose. Ger. The cause of a disease of parrots resembling fowl cholera; fatal to many of the parrots imported from Guinea into Europe. **Micrococcus putridus**. A form emitting a fetid gas from gelatin when mixed with iodoforn. **Micrococcus pyocyaneus**, Gessard. See *Bacillus pyocyaneus* n. Gessard. **Micrococcus pyogenes**, Rosenbach. Syn., *Streptococcus pyogenes*, *Streptococcus erysipelatis*, *Streptococcus longus*, Von Lingelsheim. *Micrococcus erysipelatis* (tos) (tosus), Streptococcus of pus. *Streptococcus pyogenicus*, Vrai Streptococque de l'erysipéle, Fr., Eiterkettenkokkus, Ger., Micrococcus of erysipelas, Fehleisen. Found in the pus of acute abscesses, and in the skin in cases of erysipelas. aër., facanaër., uliqf., pg. **Micrococcus pyogenes albus**, Rosenbach. Syn., *Staphylococcus pyogenes albus*, Passet. *Staphylococcus epidermidis albus*, Welch. Frequently found in company with *Micrococcus pyogenes aureus*. The cause of "stitch abscesses." aër., liqf., pg. **Micrococcus pyogenes aureus**, Rosenbach. Syn., *Staphylococcus pyogenes aureus*, *Staphylococcus pyogeno aureo*, Ital. *Staphylococcus doré*, Fr. Gelber Traubencoccus, Ger. Micrococcus of infectious osteomyelitis. The species most frequently found in pus. Obtained from various suppurations, boils, anthrax, osteomyelitis, ulcerative endocarditis, phlegmon, etc. aër., facanaër., liqf., chg. (brilliant golden yellow), pg. **Micrococcus pyogenes citreus**, Passet. Syn., *Staphylococcus citreus*, Passet. *Micrococcus pyogenes flavus*. Found associated with the forms first described in acute abscesses and with *Bacillus tuberculosis*, Koch. aër., facanaër., liqf., chg. (lemon yellow), pg. Held by some to be but a variety of *Micrococcus pyogenes aureus*. **Micrococcus pyogenes tenuis**, Rosenbach. Syn., *Micrococcus rosenbachii*. Found in pus. Culture thin, varnish-like; pathogenesis not settled. Cf. *Micrococcus septicus*, Flügge. **Micrococcus pyogenes ureæ flavus**, Rörising. Found in purulent urine. Cf. *Diplococcus pyogenes ureæ*, Rörising; *Diplococcus ureæ trifolius*, Rörising. **Micrococcus pyosepticus**, Ricket. Syn., *Staphylococcus pyosepticus*, Hericourt and Ricket. Obtained from a carcinomatous tumor in a dog. aër., liqf., pg. Resembles *Micrococcus pyogenes albus*, Rosenbach. **Micrococcus radiatus**, Flügge. Syn., *Streptococcus radiatus*, Flügge. Found in air and water. aër., liqf., nfg. **Micrococcus rheumathritidis**, Küs-maul. See *Bacillus rheumathritidis*, Küs-maul. **Micrococcus rosenbachii**. See *Micrococcus pyogenes tenuis*, Rosenbach. **Micrococcus rosettaceus**, Zimmermann. Found in water. aër., uliqf., nfg. **Micrococcus roseus**, Eisenberg. Found in the sputum of a person suffering from influenza. aër., facanaër., liqf., chg. (pink), nfg. **Micrococcus roseus**, Bumm. See *Diplococcus roseus*, Bumm. **Micrococcus roseus**, Maggiora, Flügge. Syn., *Neisseria rosea*. Found on the skin. aër., nfg. **Micrococcus salivarius pyogenes**, Biondi. Syn., *Staphylococcus varius pyogenes*, Biondi. Found in an abscess produced in a guinea-pig by inoculation with saliva from a child affected with anginose scarlatina. aër., liqf., pg. **Micrococcus salivarius septicus**, Biondi. Obtained from animals after inoculation with saliva from a person with puerperal septicemia. aër., uliqf., pg. Cf. *Micrococcus sialosepticus*. **Micrococcus scarlatinæ**, *Micrococcus scarlatinus*, Coze

and Feltz. Syn., *Perioncilloa scarlatinosa*. Micrococcus of scarlet fever, Pohl and Pincus. Found in the blood on the desquamating skin, and on the palate of scarlet fever patients; resembles *Micrococcus septicus*, Flügge. Cf. *Streptococcus rubiginosus*, Edington, and *Bacillus* of scarlet fever, Crooke. **Micrococcus septicus**, Cohn. See *Bacillus septicaemia hemorrhagica*, Sternberg. **Micrococcus septicus**, Flügge. Syn., *Streptococcus septicus*, Flügge, and *Streptococcus pyogenes*, Saccardo. *Streptococcus pneumoniae*, Weichselbaum. Found in soil. aër., uliqf., pg. **Micrococcus septopyæmicus**. Syn., *Streptococcus septopyæmicus*. Obtained from cases of phlegmonous angina and erysipelas of the larynx. aër., uliqf., pg. Resembles *Micrococcus septicus*, Flügge. **Micrococcus sialosepticus**. Found in the saliva in a case of puerperal septicemia. aër., uliqf., pg. Cf. *Micrococcus salivarius septicus*, Biondi. **Micrococcus subflavus**, Flügge, Neisser. Syn., *Acetivaria subflava*. Yellowish-white micrococcus or diplococcus, Bumm. Diplococcus jaune blanc, Fr. Obtained from the lochia of puerperal women, and from vaginal mucus. aër., liqf., pg. **Micrococcus suis**, Burrill. See *Bacillus tardigradus*. **Micrococcus tardigradus**. See *Micrococcus flavus tardigradus*, Flügge. **Micrococcus tetragenus**, *Micrococcus tetragenus*, Gaffky. Syn., *Gaffkyia tetragenus*, Saccardo. Obtained from a cavity in the lung of a person with pulmonary tuberculosis. aër., facanaër., uliqf., pg. **Micrococcus tetragenus**, Marotta. Constantly found in small-pox vesicles and pustules. aër., liqf., pg. Produces vaccinia in calves. **Micrococcus tetragenus febris flavæ**, Finlay. Syn., *Micrococcus tetragenus versatilis*, Sternberg. Obtained from the excrements of mosquitoes which had drawn blood from yellow fever patients; also from the surface of the body in the same disease. (Sternberg). aër., liqf., chg. (lemon-yellow), nfg. **Micrococcus tetragenus subflavus**, Von Besser. Found in nasal mucus. aër., facanaër. (no growth in gelatin), nfg. **Micrococcus tetragenus mobilis ventriculi**, Mendosa. Found in the contents of the stomach of man. aër., uliqf., mot., nfg. **Micrococcus tetragenus versatilis**, Sternberg. See *Micrococcus tetragenus febris flavæ*, Finlay. **Micrococcus toxicatus**, Burrill. Syn., *Micrococcus variolæ et vaccinæ*, Cohn. *Streptococcus toxicatus*, Burrill. Found in the poison of the poison ivy, *Rhus toxicodendron*. **Micrococcus ulceris mollis**. See *Bacillus* of chancroid, Ducrey. **Micrococcus ureæ**, Cohn. Syn., *Bacterium ureæ*, Cohn. *Streptococcus ureæ*, *Torula ureæ*, Pasteur. Found in urine, in which it produces ammoniacal fermentation. **Micrococcus ureæ**, Pasteur and Van Tieghem. Found in the air and in ammoniacal urine. aër., facanaër., uliqf., nfg. Possibly the last two forms and the *Bacterium ureæ*, Jaksch, are identical. **Micrococcus ureæ liquefaciens**, Flügge. Syn., *Streptococcus athelbicus*. Found in ammoniacal urine. aër., facanaër., liqf., nfg. **Micrococcus urinalbus**. Syn., *Micrococcus albus urine*. Found in the urine in cases of pyelonephritis and cystitis. **Micrococcus urinæ albus olearius**, Doyen. Syn., *Micrococcus doyenii*. Found under the same circumstances as the last form. aër., liqf. **Micrococcus urinæ flavus olearius**, Doyen. Syn., *Micrococcus olearius*. Found in the urine of cystitis, with the two preceding forms. aër., liqf., chg. (golden-yellow). **Micrococcus urinæ major**, Doyen. Syn., *Micrococcus maior*. Found in same circumstances as the three preceding forms. **Micrococcus variolæ**, *Micrococcus variolæ et vaccinæ*,

Abbreviations.—aër. = aerobic, anaër. = anaerobic, chg. = chromogenic, facanaër. = facultative anaerobic, liqf. = liquefactive, monom. = monomorphic, mot. = motile, uliqf. = non-liquefactive, nmot. = non-motile, nfg. = non-pathogenic, obl. = obligate, oscil. = oscillating, pg. = pathogenic, phos. = phosphorescent, pleom. = pleomorphic, sap. = saprophytic.

Cohn. Syn., *Streptococcus variola*, Micrococcus of smallpox, Micrococcus of vaccinia. Obtained by Cohn, Guttman, Marotta, Hlava and others from the lymph of vaccine pustules in man and animals; by Coze and Feltz from the blood of persons affected with variola; by Cornil and Babes, in the lacune of the mucous bodies of variola papules; by Quist and Voigt from vaccine; (Pfeiffer and Loeffl find certain amoeboid or coccidian protozoans which they regard as specific; also a ferment). Cf. *Saccharomyces vaccine*. *Micrococcus viridis flavescens*, Guttman. **Micrococcus versatilis**. Found on the skin of healthy persons, also in the liver, spleen and kidneys after death by yellow fever. Not sufficiently studied. **Micrococcus versicolor**, Flügge. Found in water. *aër.*, *nlif.*, *chg.* (yellow), *nfg.* **Micrococcus vini perda**. Syn., *Streptococcus fermenti*, *Micrococcus fermenti*. Found in spoiled wine. **Micrococcus violaceus**, Cohn. Found in water. *aër.*, *nlif.*, *chg.* (violet), *nfg.* **Micrococcus viridis flavescens**, Guttman. Found in the lymph of a varicella pustule. *aër.*, *nlif.*, *nfg.* **Micrococcus viscosus**, Pasteur. Found in the disease of wine known as *la graisse*. **Micrococcus viticulosus**, Flügge, Katz. Found in air and water. *aër.*, *facanaër.*, *nlif.*, *nfg.* **Micrococcus xanthogenicus**. *Cryptococcus xanthogenicus*, Freire. Found in cases of yellow fever. Cf. Microbe de la fièvre jaune. **Micrococque de la fermentation de l'ammoniaque**, Fr. See *Micrococcus nitrificans*, Van Tieghem. **Micrococque chromogène**, Fr. Any Chromogenic Micrococcus. **Micrococque de la mammitte gangréneuse des brebis laitères**. See *Micrococcus mastobius*, Nocard, Mollereau, and Kitt. **Micrococque de la sueur rouge**. See *Micrococcus hamatodes*, Babes. **Micrococque de l'ozène**. See *Micrococcus lewenbergii*. **Microhaloa rosea**, Kützing. See *Beggiatoa roseo-persicina*, Zopf. **Microsporon minutissimum**, Burchardt. See *Bacillus epidemidis*, Biziozero. **Microsporon septicum**, Klebs. See *Bacillus septicaemie hemorrhagicae*, Sternberg. **Microzyma bombycis**, Béchamp. See *Micrococcus bombycis*, Cohn, Beck. **Milchsäurebacillus**. See *Bacillus acidi lactici*, Hueppe. **Milk-white Micrococcus**, Bumm. See *Micrococcus albicans tardissimus*, Eisenberg. **Milk Yeast**. See *Saccharomyces lactis*, Adametz. **Miller's Bacillus**. See *Bacillus dentalis viridans*, Miller, and Spirillum of Miller. **Miller's Bacillus of the Intestine**. See *Bacillus aërogenes*, I, II, III, Miller. **Miller's Epsilon Bacillus**. See Epsilon Bacillus, Miller. **Milzbrandbacillus**. See *Bacillus anthracis*, Pollender and Davaine. **Monas prodigiosa**, Ehrenberg. See *Bacillus prodigiosus*, Ehrenberg. **Monas termo**, Müller. See *Bacillus termo*, Dujardin. **Mundhöhlenbacillen**, Bacilli of the mouth. **Mycoderma aceti**, **Mycoderm du vinaigre**, Pasteur. See *Bacillus aceti*, Kützing. **Myconostoc gregarium**, Cohn. A spiral or crumpled condition of a filamentous schizomycete, perhaps *Cladothrix dichotoma*, Cohn. **Mycoderma cerevisiæ et vini**, Desm. **Mycoderma mesentericum**, Pers. **Mycoderma vini**, Pasteur. See *Saccharomyces mycoderma*, Reess. **Nasenschleim vibrio**, Weibel. See *Spirillum nasale*, Weibel. **Nassfaulebacillus**. See Bacillus of potato rot, Kramer. **Neapler Bacillus**. See *Bacillus neapolitanus*, Emmerich. **Neisseria albicans**. See *Micrococcus albicans amplius*, Neisser. **Neisseria citrea**. See *Micrococcus citreus conglomeratus*, Bumm. **Neisseria conglomerata**. See *Micrococcus conglomeratus*, Weichselbaum. **Neisseria**

gonorrhœæ. See *Micrococcus gonorrhœæ*, Neisser. **Neisseria lactea**. See *Micrococcus lacteus javiformis*, Neisser. **Neisseria lyssæ**. See *Micrococcus lyssæ*, Neisser. **Neisseria petechialis**. See *Micrococcus petechialis*, Neisser. **Neisseria rebellis**. See *Micrococcus of trachoma*, Sattler. **Neisseria rosea**. See *Micrococcus rosæ*, Maggiora. **Neisseria subflava**. See *Micrococcus subflavus*, Flügge. **Neisseria tardissima**. See *Micrococcus albicans tardissimus*, Bumm. **Neisseria weichselbaumii**. See *Micrococcus intercellularis meningitidis*, Neumann and Schäffer. **Neisseria winckleri**. See *Bacillus herbericus*, Lacerla. **Nitrifying Bacillus of Winogradsky**, Nitromonas of Winogradsky. Obtained from the soil. No growth on ordinary culture media. One of the very few nitrifying ferments. **Nosema bombycis**, Nägeli. See Microbe de la pébrine, Pasteur. **Obermeier'scher Recurrensspindeln**, Weigert. **Obermeier'scher Recurrensspindeln**, Engelmann. See *Spirillum obermeierii*. **Ophidomonas jenensis**, **Ophidomonas sanguinea**, Ehrenberg. See *Beggiatoa roseo-persicina*, Zopf. **Orchiococcus**. See *Diplococcus of Orchitis*, Hugoung and Eraud. **Oscillaria alba**, Vaucher. See *Beggiatoa alba*, Trevisan. **Oscillaria arachnoidea**, Agardh. See *Beggiatoa arachnoidea*, Trevisan. **Oscillaria leptomitiformis**, Meneghli. See *Beggiatoa leptomitiformis*, Trevisan. **Oscillaria tigrina**. See *Beggiatoa tigrina*, Rabenhorst. **Oscillaria versatilis**, Kützing. See *Beggiatoa arachnoidea*, Trevisan. **Osteomyelitis-kokken**, Becker. See *Staphylococcus pyogenes aureus*, Ogston. **Palmella infusionum**, Ehrenberg. See *Bacillus termo*, Dujardin. **Palmella prodigiosa**, Mont. See *Bacillus prodigiosus*, Ehrenberg. **Palmella capillorum** (Radlkoffer), Bulth. Syn., *Zoëla capillorum*, Bulth. Found in the epidermis of the head; supposed to affect the color of the hair. **Panhystophyton ovatum**, Lebert. See Microbe de la pébrine, Pasteur. **Passet's Fäulnisbacillus**. **Passet's Putrefying Bacillus of Pus**. See *Bacillus pyogenes fulidus*, Passet. **Peach-colored Bacterium**, Lankester. See *Beggiatoa roseo-persicina*, Zopf. **Pediococcus acidi lactici**, Lindner. Found in hay infusion and in mash from malt. *aër.*, *facanaër.*, *nlif.*, *nfg.* **Pediococcus albus**, Lindner. Found in well water. *aër.*, *lif.*, *nfg.* **Pediococcus aurantiacus**, Cohn. See *Micrococcus aurantiacus*, Cohn. **Pediococcus cerevisiæ**, Balcke. Syn., *Sarcina cerevisiæ*, Lindner. Found in beer and in the air of breweries. *aër.*, *facanaër.*, *nlif.*, *nfg.* **Peroncitoa scarlatinosa**. See *Micrococcus scarlatinae*, Pohl-Pincus. **Pfeiffer's Bacillus**. See *Bacillus capsulatus*, Pfeiffer. **Photobacterium balticum**, Fischer. Found in the waters of the Baltic. *aër.*, *lif.*, *phos.*, *nfg.* Cf. *Bacillus phosphorescens indicus*, Fischer. **Photobacterium fischeri**, Katz. Found in the waters of the Baltic. *aër.*, *lif.*, *phos.*, *nfg.* **Photobacterium indicum**, Fischer. See *Bacillus phosphorescens*, Fischer. **Photobacterium luminosum**, Beyerinck. Syn., *Bactérie lumineuse de la mer du nord*. Found on many of the phosphorescent animals, crustaceous polyps, infusoria, of the North Sea. *aër.*, *lif.*, *phos.*, *nfg.* **Photobacterium pflügeri**, Ludwig. Syn., *Bacterium pflügeri*, *Micrococcus pflügeri*. Found upon butcher's meat and upon market fish. The most phosphorescent of all light-producing bacteria. *aër.*, *lif.*, *phos.*, *nfg.* **Photobacterium phosphorescens**, Fischer. See *Bacillus phosphorus*, Cohn. **Photobacterium phosphorescens**, Cohn. Syn., *Bacterium phosphorescens*,

Abbreviations.—*aër.* = aerobic, *anaër.* = anaerobic, *chg.* = chromogenic, *facanaër.* = facultative anaerobic, *lif.* = liquefactive, *monom.* = monomorphic, *mot.* = motile, *nlif.* = non-liquefactive, *nmot.* = non-motile, *nfg.* = non-pathogenic, *obl.* = obligate, *oscl.* = oscillating, *pg.* = pathogenic, *phos.* = phosphorescent, *pleom.* = pleomorphic, *sap.* = saprophytic.

Cohn. Found upon fish and in sea water. *aër.*, *uligf.*, *nfg.*. Pilz der blauen Milch. See *Bacillus cyanogenus*, Fuchs. Pilz der Dexträngährung. See *Leuconostoc mesenteroides*, Cienkowski. Pilz der Zahncaries. See *Leptothrix buccalis*, Robin. Pink Bacillus of Spreading Edema, A. B. Harris. *aër.*, *uligf.*, *plom.*, *chg.*, *pink*. Cf. *Bacillus adamas*, Koch. Pleurococcus roseo-persicina, Rabenhorst. See *B. sjgata roseo-persicina*, Loefl. Pneumobacillus von Friedländer, Pneumobacillus friedländeri. See *Bacillus pneumoniae friedländeri*. Pneumobacillus liquefaciens bovis. See *Bacillus liquefaciens bovis*, Arloing. Pneumococcus von Fränkel. See *Bacillus septicus spitzigenus*, Flügge. Pneumococcus, Friedländer. Pneumonia-coccus of Friedländer, Sternberg. See *Bacillus pneumoniae friedländeri*. Pneumococque de Fraenkel. See *Bacillus septicus spitzigenus*, Flügge. Pneumococcenähnliche Bacillen, Ger. See *Bacillus pseudopneumonicus*, Passet. Potato Bacillus. Applied to *Bacillus mesentericus fuscus*, Flügge. *Bacillus mesentericus vulgatus*, Flügge. *Bacterium mesentericus ruber*, Globig. *Pragmidiothrix multisepta*, Engler. Syn., *Beggiatoa multisepta*. Found in sea water upon crustaceans (Kieler Bucht). It is distinguished from *B. sjgata* by the absence of sulphur grains. Prazmowski's Bacillus of Butyric Acid Fermentation, Prazmowski's Buttersäurebacillus, Ger. See *Bacillus butyricus*, Botkin, Prazmowski. Proteus bei Lungengangrän des Menschen, Babes. *Bacillus lethalis*, Babes. *Proteus capsulatus septicus*, *Proteus hominis capsulatus*, Banti, Bordoni-Uffreduzzi. *Proteus lethalis*. See *Bacillus lethalis*, Babes. *Proteus mirabilis*. See *Bacillus mirabilis*, Hauser. *Proteus of Karlinski*. See *Bacillus murispticus pleomorphus*, Karlinski. *Proteus septicus*. See *Bacillus septicus*, Pasteur. *Proteus sulfureus*. See *Bacillus sulfuricus*, Lindenhorn. *Proteus sulfureus of Holochenikoff*, *Proteus vulgaris*, Hauser. See *Bacillus vulgaris*, Hauser. *Proteus zenkeri*. See *Bacillus zenkeri*, Hauser. Pseudodiphtheric Bacillus, Löffler, Von Hoffmann, Roux, Yersin and Abbott. Found in the mucus from the pharynx and tonsils of children suffering from non-diphtheric throat affections. *Pseudodiphtherococcus pneumoniae*, Bonome. Obtained from the sero-fibrinous exudate of a person dead of cerebro-spinal meningitis. *aër.*, *uligf.*, *pg.*. Cf. *Micrococcus meningitidis*, Neumann, and *Bacillus meningitidis purulenta*, Neumann. Pseudoödembacillus. See *Bacillus pseudoödematis*, Liborius. Pseudorotlaufbacillus, Ger. See *Bacillus parvus ovalis*, Löffler. Pseudotuberkulöser Bacillus, Ger. See *Bacillus of pseudo-tuberculosis of rabbits*, Eberth. *Rasmussenia buccalis*, Saccardo. See *Leptothrix buccalis*, Robin. Rauschbrandbacillus. See *Bacillus chauscha*, Bollinger and Feser. *Recurrens-spirochæte*, Birsch-Hirschfeld. See *Spirillum obermeierii*. Red Bacillus of Water. See *Bacillus ruber*, Frank and Becker. Rhinosclerombacillus. See *Bacillus rhinoscleromatis*, Cornil and Alvarez. Rinderpestbacillus. See *Bacillus septicaemie haemorrhagica*, Sternberg. Rod Bacteria. Bactéries en bâtonet, Fr. Rosenbach's Putrefaction Bacilli, Rosenbach's Fäulnisbacillen, Ger. See *Bacillus saprogenus*, I, II, III, Rosenbach. Roter Bacillus aus Wasser. See Red bacillus of water. Roter Kartoffelbacillus, Globig. See *Bacillus mesentericus ruber*, Globig. Rotlaufbacillus. See *Bacillus*

crispipelatus suis, Koch and Löffler. Rotzbacillus. See *Bacillus mallei*, Löffler. *Saccharomyces albicans*, Robin. Syn., *Oidium albicans*, Robin. *Saccharomyces apiculatus*, Reess. Occurs in fermented wine and beer, and, in the hot seasons, on sweet succulent fruits; in winter, in the soil beneath the trees that bear these fruits; a bottom yeast. *Saccharomyces cerevisiæ*, Reess and Robin. Syn., *Cryptococcus cerevisiæ*, Kützing, *Cryptococcus fermentatum*, *Torula cerevisiæ*, yeast plant. Under this heading are included a series of different over and under yeasts. *Saccharomyces conglomeratus*, Reess. As the result of Hansen's investigations this species has been dropped by recent writers. *Saccharomyces ellipsoideus* I, II, Hansen, a "wild" species of wine ferment, II; gives rise to the muddiness of beer. *Saccharomyces exiguus*, Hansen. Found in German yeast; acts toward sugar exactly as does *Saccharomyces marxianus*. *Saccharomyces glutinis*, Syn., *Cryptococcus glutinis*, Fersen. A pullulating yeast that forms beautiful rose-colored patches on cooked potatoes. *Saccharomyces guttulatus*, Robin. Syn., *Cryptococcus guttulatus*, Robin, Winter. Champignon du tube digestif du lapin et autres herbivores, Remack. Found in the esophagus, stomach and intestines of mammals, birds, and reptiles. The feces of patients suffering from tunnel anemia, or anchylostomiasis, frequently contain this species of saccharomyces. *Saccharomyces inequalis*, a doubtful species. *Saccharomyces lactis*, Adamez. Syn., Milk-yeast. Found in milk, of which it ferments the milk-sugar. *Saccharomyces marxianus*. Found in wine; acts vigorously on saccharose, inverting and fermenting it with great activity; it also acts on dextrose. *Saccharomyces membranificiens*. Forms a bright yellow, tough scum on beer-wort; liquefies gelatin; has no fermentative action on ordinary carbohydrates, and does not invert cane-sugar. *Saccharomyces minor*, Engel. According to Engel this is the cause of fermentation in bread. *Saccharomyces mycoderma*, Reess. Syn., *Mycoderma mesentericum*, Pers. *Mycoderma cerevisiæ et vini*, Desm. *Mormiscium vini et cerevisiæ*, Bonard. *Mycoderma vini*, Pasteur. *Mycoderma cerevisiæ*, Trecul. Fiore del vino e della birra, Ital. Found on the surface of wine and beer, forming the so-called "flowers of wine." *Saccharomyces nebulosus*, a doubtful species. *Saccharomyces pasteurianus*, Reess. According to Hansen, this represents a group of three forms that cause disease in beer and wine. *Saccharomyces pyriformis*, Ward. Found in the fermentation of ginger-beer. A bottom yeast which develops much CO₂ but little alcohol; it inverts cane-sugar and ferments the products; does not ferment milk-sugar. *aër.*, *facanaër.* *Saccharomyces ruber*, Demme. Found in milk and cheese, forming red spots in the latter, and a red sediment in the former. *uligf.* *Saccharomyces vaccinæ*, Pfeiffer. Found in the lymph of a vaccinia pustule; nothing known of its action. *Saprogenic bacillus*, Syn., *Bacille saprogène*, Fr. Any bacillus which produces putrefaction, e. g., *Bacillus saprogenes*, Rosenbach, *g. v.* *Sarcina alba*, Eisenberg. Found in air and water. *aër.*, *liqf.*, *nfg.* *Sarcina aurantiaca*, Syn., Orange Sarcina, Koch. Found in air and water. *aër.*, *liqf.*, *chg.* (orange yellow), *nfg.* *Sarcina aurea*, Macé. Found in the pulmonary exudates of a person dead of a bastard pneumonia complicated with purulent pleurisy. *aër.*, *liqf.*, *chg.* (brilliant

Abbreviations.—*aër.* = aerobic, *anaër.* = anaerobic, *chg.* = chromogenic, *facanaër.* = facultative anaerobic, *liqf.* = liquefactive, *monom.* = monomorphic, *mot.* = motile, *uligf.* = non-liquefactive, *nmot.* = non-motile, *nfg.* = non-pathogenic, *obl.* = obligate, *osc.* = oscillating, *pg.* = pathogenic, *phos.* = phosphorescent, *plom.* = pleomorphic, *sup.* = saprophytic.

golden yellow). **Sarcina botulina**, Van den Corput. Found in cases of poisoning with tainted sausage, (*botulismus*) and believed to be the active agent. Cf. *Bacillus* of allantiasis. **Sarcina candida**, Reinke. Found in the air of breweries. *aër.*, *liqf.*, *nfg.* **Sarcina cerevisiæ**, Ländner. Syn., *Pediococcus cerevisiæ*, Balcke. Found in beer and the air of breweries. *aër.*, *facanaër.*, *nlif.*, *nfg.* **Sarcine de l'estomac**. See *Sarcina ventriculi*, Goodsir. **Sarcina flava**, De Bary. Found in beer. *aër.*, *liqf.*, *chg.* (yellow), *nfg.* **Sarcina fuscescens**, Falkenheim. Found in the human stomach. **Sarcina hyalina**, Kützing. Syn., *Merismopedia hyalina*, Kützing. Found in swamps. **Sarcina intestinalis**, Zopf. Found in the intestines of chickens and turkeys, principally in the cecum. **Sarcina in the Mouth and Lungs**, Fischer. According to De Bary the original description is not sufficiently clear for comparison. **Sarcina litoralis**, (Erstedt. Syn., *Merismopedia litoralis*, Rabenhorst, *Erythrocoitis*, Erstedt. Found in sea water; forms a thin reddish layer between decomposing algae on the shore. **Sarcina lutea**, Schröter. Found in the air, and in fungus cultures. *aër.*, *liqf.*, *chg.* (yellow), *nfg.* **Sarcina minuta**, De Bary. Occurred spontaneously in a culture of sour milk on a microscopic slide; resembles *Sarcina welckeri*. **Sarcina mobilis**, Maurea. Found in old ascitic fluid. *aër.*, *liqf.*, *mot.*, *chg.* (brick-red). **Sarcina morrhuae**. Obtained from codfish. **Sarcina of the Lungs**. See *Sarcina pulmonum*, Hauser. **Sarcina of the Urine**. See *Sarcina urinæ*, Welcker. **Sarcine paludosa**, Schröter. Found in bog water. **Sarcina pulmonum**, Hauser. Syn., *Sarcina* of the lungs. *Lungensarcine*, Ger. Found in sputum. *aër.*, *nlif.*, *nfg.* **Sarcina reitenbachii**, Caspary. Syn., *Merismopedium reitenbachii*, Caspary—(also misprinted *Reichenbachii*). Found in fresh water on decaying plants. **Sarcina renis**, Hepworth. Found in the lungs of persons dead of pulmonary tuberculosis. **Sarcina rosea**, Menge. Found in milk and other food-stuffs. Held to be distinct from the form described by Schröter. *aër.*, *liqf.*, *chg.* (rose-red), *nfg.* **Sarcina rosea**, Schröter. Found in the air. *aër.*, *liqf.*, *chg.* (intense red, giving same reaction as the pigment of *Sarcina aurantiaca*), *nfg.* **Sarcina urinæ**, Welcker. Syn., *Merismopedia urinæ*, Rabenhorst. *Sarcina* of the urine; *sarcine de la urine*, Fr., Hartzke. Found in the bladder; appears to be destitute of zymotic action. **Sarcina ventriculi**, Goodsir. Syn., *Sarcine de l'estomac*, Fr. *Harnsarcine*, Ger. Common in the stomach of man and animals. De Bary finds two forms side by side, but offers no information as to their genetic relations. *aër.*, *nlif.*, *nfg.* **Sarcina welckeri**, Rossmann. Repeatedly found in the human bladder and voided for months at a time in the urine, which is usually abnormally rich in phosphates, the patient retaining good health. **Scheidenbacillus**. See *Bacillus vaginalis*, Döderlein. **Scheutzia laughlini**. Syn., *Micrococcus* of Dengue, *Staphylococcus* of Dengue, *Dengue Micrococcus*. Found in the blood of patients suffering from dengue. Pathogenetic relations not determined. **Schweinerotlaufbacillus**. See *Bacillus erysipelas suis*, Koch. **Septischer Erdbacillus**. See *Bacillus septicus agrigenus*, Nicolaïer. **Septischer Spuntumbacillus**. See *Bacillus septicus spuligenus*, Flügge. **Smegma bacillus**. See *Bacillus* of the Smegma. **Sphærococcus acidi lactici**, Marpmann. Found in fresh cow's milk. *aër.*, *nlif.*, *nfg.* **Sphærotilus**

natans, Kützing, Saccardo. Syn., *Leptothrix natans*. Found in running and stagnant water. Old portions yellowish, younger portions colorless. **Spirille du choléra**. See *Spirillum cholerae asiaticæ*, Koch. **Spirille du mucus nasal**. See *Spirillum nasale*, Weibel. **Spirillo colerogeno di Koch**, Ital. See *Spirillum cholerae asiaticæ*, Koch; **Spirillum amyliferum**, Van Tieghem. Found in water. Forms granulose at certain developmental stages; gives the blue reaction with iodine. Cf. *Bacillus butyricus*, Prazmowski. **Spirillum anserum**. Syn., *Spirochæta anserina*, Sakharoff. Found in the blood of geese affected with a fatal form of septicæmia due to this microbe. A disease prevalent in the swampy regions of Caucasia. *aër.*, *mot.*, *fg.* (not for chickens). **Spirillum α of Weibel**. See *Spirillum saprophiles α* , Weibel. **Spirillum attenuatum**, Warming. Found in sea water. **Spirillum aureum**. Syn., *Vibrio aureus*, Weibel. Found in the air and the slime of sewers. *aër.*, *nlif.*, *umot.*, *chg.* (golden yellow), *nfg.* **Spirillum β of Weibel**. See *Spirillum saprophiles β* , Weibel. **Spirillum cholerae asiaticæ**, Koch. Syn., *Spirillum cholerae*. *Spirillum* of cholera, *Bacillus* of cholera, *Comma bacillus* of Koch, *Spirille du choléra*, *Bacille du choléra*, *Bacille en virgule*, *Bacille virgula cholérégène*, Fr. *Bacillo a virgola*, *Bacillo virgulato*, Ital. Found in the discharges of cholera patients and in the intestines of cholera cadavers. *aër.*, *facanaër.*, *liqf.*, *mot.*, *fg.* **Spirillum concentricum**, Kitasato. Found in putrefying blood. *aër.*, *nlif.*, *mot.*, *nfg.* **Spirillum denticola**, Miller; or, *Spirillum dentium*, Arnt. Syn., *Spirochæta denticola*, *Spirochæta dentium*. Found under the margins of the gums in the mouths of healthy persons; biologic characters unknown, as it does not thrive in culture fluids. **Spirillum endoparagoticum**, Sorokin. Found in a glairy liquid exuding from a poplar tree. **Spirillum finkleri**, **Spirillum Finkler-Prior**. Syn., *Vibrio proteus*. *Bacillus von Finkler-Prior*, *Bacillus Epsilon von Miller*. Found in the feces of persons affected with cholera nostras, after allowing the discharge to stand for some time. *aër.*, *facanaër.*, *liqf.*, *mot.* Pathogenetic relation not confirmed. **Spirillum flavescens**. Syn., *Vibrio flavescens*, Weibel. Found in the slime of sewers. *aër.*, *nlif.*, *umot.*, *chg.* (yellowish-green), *nfg.* **Spirillum flavum**. Syn., *Vibrio flavescens*, Weibel. Found in the slime of sewers. *aër.*, *nlif.*, *umot.*, *chg.* (ocher yellow), *nfg.* **Spirillum jenensis**, Ehrenberg. Syn., *Ophidomonas jenensis*, Ehrenberg. A doubtful species. **Spirillum leucomelænum**, Perty. Found in water containing decaying algae. **Spirillum linguæ**. Syn., *Vibrio linguæ*, *Zungenbelagvibrio*, Weibel. Found in the deposit on the tongue of a mouse, after inoculation. *aër.*, *facanaër.*, *nlif.*, *umot.*, *nfg.* (for mice). **Spirillum litorale**, Warming. Syn., *Vibrio spirillum*, Müller; *Melanella spirillum*, Borg. Found in bog water. **Spirillum metschnikovi**. Syn., *Vibrio metschnikovi*, Ganeleia. Found in the intestinal contents of chickens affected, in Russia, with an epidemic infectious disease resembling fowl cholera. *aër.*, *facanaër.*, *nlif.*, *mot.*, *fg.* **Spirillum nasale**. Syn., *Vibrio nasale*, Weibel. *Nasenschleimvibrio*, Ger. *Spirille du mucus nasale*, Fr. Found in nasal mucus. *aër.*, *facanaër.*, *nlif.*, *umot.*, *nfg.* **Spirillum obermeieri**, Cohn. Syn., *Spirochæta obermeieri*. *Spirillum* of relapsing fever. *Recurransspirochæte*, *Obermeier'scher Recurrensfaden*, Weigert, *Obermeier'scher Recurrens-spirillum*, Engel. Found in the blood

Abbreviations.—*aër.* = aerobic. *anaër.* = anaerobic. *chg.* = chromogenic. *facanaër.* = facultative anaerobic. *liqf.* = liquefactive. *monom.* = monomorphic. *mot.* = motile. *nlif.* = non-liquefactive. *umot.* = non-motile. *nfg.* = non-pathogenic. *obl.* = obligate. *oscl.* = oscillating. *pg.* = pathogenic. *phos.* = phosphorescent. *pleom.* = pleomorphic. *sap.* = saprophytic.

of persons affected with relapsing fever. *aër., mot.* (efforts to cultivate thus far unsuccessful). *Spirillum of Asiatic cholera.* *Spirillum of cholera.* See *Spirillum cholerae asiaticæ*, Koch. *Spirillum of Denecke.* See *Spirillum tyrogenum*, Denecke. *Spirillum of Finkler and Prior.* See *Spirillum finkleri*. *Spirillum of Miller.* Syn., Miller's bacillus. Found in carious teeth. *aër., fucanaër., liqf., mot., nfg.* *Spirillum of Relapsing Fever.* See *Spirillum obermeieri*, Cohn. *Spirillum of Smith.* Found in the intestines of swine. *aër., nliqf., mot., nfg.* *Spirillum plicatile.* Dujardin. Syn., *Spirochæte plicatilis*, Ehrenberg; *Spirulina plicatilis*, Cohn. Found in water containing decomposing algae. Biologic characters undetermined. *Spirillum roseaceum.* Observed upon excrement in water. *aër., chg. (red), nfg.* *Spirillum rosenbergii*, Warming. Found in brackish water. Contains refractive sulphur grains. *aër., mot.* *Spirillum roseum*, Macé. Found in a tube culture of blennorrhagic pus. *aër., nliqf., mot., chg. (rose-red), nfg.* *Spirillum rubrum*, von Esmarch. Obtained from the putrefying body of a mouse. *aër., fucanaër., nliqf., mot., chg. (pink), nfg.* *Spirillum rufum*, Perty. Found in cistern water. *aër., mot., chg. (rose-red), nfg.* *Spirillum rugula*, Müller. Syn., *Vibrio rugula*. Found in swamp water and frequently in the alimentary canal, on the teeth, etc. *aër., fucanaër., mot., nfg.* According to Prazmowski this species gives rise to decomposition of cellulose. *Spirillum sanguineum.* See *Beggiatou roseoferrius*, Zopf. *Spirillum saprophiles a of Weibel.* Syn., *Vibrio saprophiles a* of Weibel. Found in rotting hay infusion and in the slime of sewers. *aër., nliqf., mot., nfg.* *Spirillum saprophiles b of Weibel.* Syn., *Vibrio saprophiles b*, Weibel. Found in rotting hay infusion. *aër., nliqf., mot., nfg.* *Spirillum saprophiles c of Weibel.* Syn., *Vibrio saprophiles c*, Weibel. Found in the slime of sewers. *aër., nliqf., mot., nfg.* *Spirillum serpens.* Müller. Syn., *Vibrio serpens*, Müller. Found in stagnant water containing decaying plants, etc. Biologic characters not determined. *Spirillum sputigenum*, Miller. Common in the neglected mouths of healthy persons. Does not grow on culture media. *Spirillum tenue*, Ehrenberg. Found in putrefying plant infusions. Biologic characters undetermined. *Spirillum tyrogenum*, Denecke. Syn., Bacille de Denecke, Fr. Bacillus von Denecke, Käse-spirillum, Ger. *Spirillum of Denecke*, Bacillus of cheese, Denecke's cheese spirillum. Found in old cheese. *aër., fucanaër., liqf., mot., nfg.* (for guinea pigs). *Spirillum undula*, Cohn, Müller. Syn., *Vibrio undula*, Müller; *Vibrio prolifer*, Ehrenberg. Found in zoëglæ masses in swamp water, vegetable infusions, etc. *aër., mot., nfg.* *Spirillum violaceum*, Warming. Found in brackish water; cell contents violet, with a few sulphur grains. *Spirillum volutans*, Ehrenberg. Syn., *Vibrio spirillum*, Müller; *M-humilis spirillum*, Borg. Found in infusions and in bog water. Biologic characters undetermined. *Spirochæte anserina*, Sakharoff. See *Spirillum anserinum*. *Spirochæte denticola*, Miller. *Spirochæte dentium*, Arnt. See *Spirillum dentium*. *Spirochæte obermeieri*. See *Spirillum obermeieri*, Cohn. *Spirochæte plicatilis*, Ehrenberg. See *Spirillum plicatile*, Dujardin. *Spiromonas cohnii*, Warming. Found in foul water. *Spiromonas volubilis*, Pertz. Found in putrefy-

ing infusions and in bog water. *Sporonema gracile.* See *Bacillus citreus*, Van Tieghem. *Sputumbacillus*, Ger. See *Bacillus septicus sputigenus*, Flügge. *Stafilococco piogeno aureo*, Ital. See *Micrococcus pyogenes aureus*, Rosenbach. *Staphylococcus albus liquefaciens*, Escherich. Syn., White liquefying staphylococcus. Found in the alvine discharges of healthy infants. *aër., liqf., nfg.* *Staphylococcus biskräe.* See *Micrococcus of Heydenreich*. *Staphylococcus cereus albus*, Passet. See *Micrococcus cereus albus*, Passet. *Staphylococcus cereus aureus*, Schröter and Winkler. See *Micrococcus cereus aureus*, S. and W. *Staphylococcus cereus flavus*, Passet. See *Micrococcus cereus flavus*, Passet. *Staphylococcus citreus.* See *Micrococcus citreus*, List. *Staphylococcus epidermidis albus*, Welch. See *Micrococcus pyogenes albus*, Rosenbach. *Staphylococcus pulvus.* See *Micrococcus pulvus*, Cohn. *Staphylococcus of Dengue*, McLaughlin. See *Scheutzia laudglini*. *Staphylococcus of pemphigus*, De Michele. Obtained from the skin, kidney and spleen of a case of pemphigus chronica. *Staphylococcus passetti.* See *Micrococcus cereus flavus*, Passet. *Staphylococcus pyogenes albus*, Rosenbach. See *Micrococcus pyogenes albus*, Rosenbach. *Staphylococcus pyogenes aureus*, Ogston, Becker. Syn., *Staphylococco pyogeno aureo*, Ital. See *Micrococcus pyogenes aureus*, Rosenbach. *Staphylococcus pyogenes citreus*, Passet. See *Micrococcus pyogenes citreus*, Passet. *Staphylococcus pyosepticus*, Hericourt and Richez. See *Micrococcus pyosepticus*, Richez. *Staphylococcus salivarius pyogenes*, Biondi. See *Micrococcus salivarius pyogenes*, Biondi. *Staphylococcus viridis flavescens*, Guttmann. Syn., *Micrococcus of chicken-pox*. Found in the vesicles of varicella. *aër., nliqf., chg. (greenish yellow), nfg.* *Streptococcus acidi lactici*, Grotenfeldt. Found in coagulated milk in Finland. *anaër.* (not strictly), *nliqf., nfg.* *Streptococcus aethebius.* See *Micrococcus ureæ liquefaciens*, Flügge. *Streptococcus albus*, Maschek. Syn., Weisser Streptococcus, Ger. Found in hydrant water (Freiburg). *aër., liqf., nfg.* *Streptococcus aphthicola*, Hallier. See *Streptococcus of ezema epizootica*, Schottelius. *Streptococcus articularum*, Löffler. Syn., *Micrococcus of diphtheria*. Obtained from the affected mucous membrane in cases of diphtheria. Possibly a variety of *Micrococcus pyogenes*, *pg.* (for mice). *Streptococcus bombycis.* See *Micrococcus bombycis*, Cohn. *Streptococcus brevis*, Von Lingelshelm. Obtained from normal human saliva. *aër., fucanaër., nliqf., nfg.* *Streptococcus cadaveris*, Sternberg. Found in the liver of a yellow-fever cadaver. *aër., fucanaër., nliqf., nfg.* Probably identical with the preceding species. *Streptococcus cinnabareus.* See *Micrococcus cinnabareus*, Flügge. *Streptococcus coli gracilis*, Escherich. Found in the feces of healthy children living on a meat diet. *aër., fucanaër., liqf., nfg.* *Streptococcus conglomeratus*, Kurth. Obtained from cases of scarlet fever. *pg.* (for mice). *Streptococcus coronatus*, Flügge. See *Micrococcus coronatus*, Flügge. *Streptococcus coryzæ contagiosæ equorum*, Schütz. Syn., *Streptococcus der Druse des Pferdes*. Bacterium der Brustseuche des Pferdes, Ger. Bacterium of infectious pneumonia in the horse. Found in the pus from diseased lymphatic glands in horses suffering with infectious pneumonia, the disease being known in Germany as Druse des Pferdes. *aër., fucanaër., pg.* (for horses and mice),

Abbreviations.—*aër.* = aerobic, *anaer.* = anaerobic, *chg.* = chromogenic, *fucanaër.* = facultative anaërobic, *liqf.* = liquefactive, *monom.* = monomorphic, *mot.* = motile, *nliqf.* = non-liquefactive, *nmot.* = non-motile, *nfg.* = non-pathogenic, *obl.* = obligate, *oscl.* = oscillating, *pg.* = pathogenic, *phos.* = phosphorescent, *pleom.* = pleomorphic, *sap.* = saprophytic.

nfg. (for rabbits, guinea pigs and pigeons). **Streptococcus des Gelenkrheumatismus**, Leyden. See *Bacillus rheumarthritis*, Kussmaul. **Streptococcus endocarditicus**. See *Micrococcus endocarditicus rugatus*, Weichselbaum. **Streptococcus erysipelatis (erysipelatos)**, Fehleisen. See *Micrococcus pyogenes*, Rosenbach. **Streptococcus fermenti**. See *Micrococcus viniperda*. **Streptococcus giganteus urethræ**, Lustgarten and Manneberg. Found in the healthy human urethra. *aër., nfg.* **Streptococcus havaniensis**, Sternberg. Found in the acid vomit of a yellow-fever patient. Biologic characters undetermined. **Streptococcus insectorum**, Burrill. See *Micrococcus insectorum*, Burrill. **Streptococcus kochii**. See *Micrococcus* of septicaemia in rabbits, Koch. **Streptococcus lanceolatus pasteurii**, Gamaléia. See *Bacillus septicus sputigenus*, Flügge. **Streptococcus liquefaciens**, Sternberg. Obtained from the intestines and livers of yellow-fever cadavers. *aër., facanaër., liqf., nfg.* **Streptococcus longus**, von Lingelsheim. See *Micrococcus pyogenes*, Rosenbach. **Streptococcus lucæ**. See *Micrococcus ulceris mollis*. **Streptococcus manfredii**. See *Micrococcus manfredii*. **Streptococcus meningitidis**. See *Micrococcus intercellularis meningitidis*, Naumann and Schäffer. **Streptococcus monomorphus**, Bujwid, Heryng. Found in benign pharyngeal ulcers. *nfg.* **Streptococcus morbillosus**. See *Micrococcus of measles*. **Streptococcus nocardii**. See *Micrococcus mastobius*, Nocard. **Streptococcus ochroleucus**. See *Micrococcus ochroleucus*, Prove and Legrain. **Streptococcus of Bonome**. Obtained from the exudations in the cerebro-spinal meninges and from hemorrhagic extravasations in the lungs, in cases of epidemic cerebro-spinal meningitis. *fg.* (for white mice and rabbits). **Streptococcus of granuloma fungoides**, Rindfleisch and Auspetz. See *Streptococcus of mycosis fungoides*. **Streptococcus of Manneberg**. Obtained from the urine in cases of acute nephritis. *aër., facanaër., nliqf., fg.* (for dogs and rabbits). **Streptococcus of mastitis in cows**. See *Micrococcus mastobius*, Nocard and Mollereau. **Streptococcus of mycosis fungoides**. *Streptococcus of granuloma fungoides*, Rindfleisch and Auspetz. Found in the capillaries and subcutaneous tissue in the parts affected by this disease. Not sufficiently investigated. **Streptococcus of pus**. See *Micrococcus septicus*, Flügge. **Streptococcus perniciosus psittacorum**, Eberth and Wolf. See *Micrococcus psittaci*, Wolf. **Streptococcus pneumoniae**, Weichselbaum. See *Micrococcus pyogenes*, Flügge. **Streptococcus putrefaciens**. *Micrococcus of putrefaction*. Refers to any one of the many micrococci found in putrefying substances. **Streptococcus pyogenes**, Rosenbach. See *Micrococcus pyogenes*, Rosenbach. **Streptococcus pyogenes pyogenes**, Saccardo. See *Micrococcus septicus*, Flügge. **Streptococcus pyogenes maligni**, Krause and Flügge. Found in necrotic masses in a leukemic spleen. *fg.* (for mice and rabbits). **Streptococcus pyogenes ureæ**, Rösing. Found in purulent urine. Cf. *Micrococcus pyogenes ureæ flavus*, Rösing. **Streptococcus radiatus**. See *Micrococcus radiatus*, Flügge. **Streptococcus rubiginosus**, Edington. Found in cases of scarlatina. *nfg.* Does not appear till late in the disease. **Streptococcus seiferti**. See *Micrococcus influenzae*, Letzerich. **Streptococcus septicus**, Flügge. See *Micrococcus septicus*, Flügge. **Streptococcus septicus liquefaciens**, Babes. Obtained from the blood and viscera of a child who died of septicaemia

following scarlatina. *aër., liqf., fg.* (for mice and rabbits). **Streptococcus septopyæmicus**. See *Micrococcus septopyæmicus*, Biondi. **Streptococcus toxicatus**. See *Micrococcus toxicatus*, Burrill. **Streptococcus ureæ**. See *Micrococcus ureæ*, Cohn. **Streptococcus ureæ rugosus**, Rösing. Found in urine. **Streptococcus variolæ**. See *Micrococcus variolæ et acinæ*, Cohn. **Streptococcus vermiformis**, Maschek. Syn., wurmförmiger Streptococcus, Ger. Found in hydrant water (Freiburg). *aër., liqf., nfg.* **Streptococcus de l'érysipèle**, **Streptococcus pyogène vrai**. See *Micrococcus septicus*, Flügge. **Streptococcus puerpérale**, Doléris. See *Bacillus puerpéralis*, Engel and Spillman. **Streptococcus of Eczema epizootica**, Schottelius. Syn., *Streptococcus aphthicola*, Hallier. *Micrococcus of foot-and-mouth disease*. *Micrococcus der Maul- und Klauen-suche*, Ger., *Micrococcus del afta epizootica*, Ital. Found in vesicular eruptions about the mouth and feet of cattle, pigs and sheep. Communicable to man. *aër., facanaër.* Pathogenesis not fully settled. Cf. *Bacillus of ulcerative stomatitis of calves*. **Streptothrix færsteri**, Cohn. See *Cladothrix færsteri*, Cohn. **Swine Plague Schizophyte**, Detmers. See *Bacillus of swine plague*, Marseilles, Rietsch and Jobert. **Syphilis Bacillus**. See *Bacillus syphilitis*, Lustgarten. **Syphilis Bacillus of Eve and Lingard**. Obtained in cultures from the blood and diseased tissues of syphilitics who have not undergone mercurial treatment. *aër., chg* (pale yellow or brown). Pathogenetic relations not settled. Not stained by Lustgarten's method; capable of development on blood-serum. **Tetanus Bacillus**. See *Bacillus tetani*, Nicolaier. **Thiothrix nivea**. See *Beggiatoa nivea*, Rabenhorst. **Thiothrix tenuis**, Winogradsky. Found in sulphur springs. **Thiothrix tenuissima**, Winogradsky. Found in sulphur springs. **Torula cerevisiæ**. See *Saccharomyces cerevisiæ*, Reess and Robin. **Torula ureæ**, Pasteur. See *Micrococcus ureæ*, Cohn. **Trachomococcus**, Ger. See *Micrococcus of Trachoma*, Sattler and Michel. **Trippercoccus**, Ger. See *Micrococcus gonorrhoeæ*, Neisser. **Trommelschlägerbacillus**, Ger. See *Bacillus putrificus coli*, Bienstock. **Tubercle-bacillus**. See *Bacillus tuberculosis*, Koch. **Typhus bacillus**. See *Bacillus typhi abdominalis*, Eberth. **Tyrothrix catenula**, Duclaux. See *Bacillus catenula*, Duclaux. **Tyrothrix claviformis**, Duclaux. See *Bacillus claviformis, Duclaux. **Tyrothrix distortus**, Duclaux. See *Bacillus distortus*, Duclaux. **Tyrothrix filiformis**, Duclaux. See *Bacillus filiformis*, Duclaux. **Tyrothrix geniculatus**, Duclaux. See *Bacillus geniculatus*, Duclaux. **Tyrothrix scaber**, Duclaux. See *Bacillus scaber*, Duclaux. **Tyrothrix tenuis**, Duclaux. See *Bacillus tenuis*, Duclaux. **Tyrothrix turgidus**, Duclaux. See *Bacillus turgidus*, Duclaux. **Tyrothrix urocephalus**, Duclaux. See *Bacillus urocephalus*, Duclaux. **Tyrothrix virgula**, Duclaux. See *Bacillus virgula*, Duclaux. **Ulvina aceti**, Kützing. See *Bacillus aceti*, Kützing. **Urobacillus duclauxi**, Miquel. Found in sewage and river water. *aër., facanaër., mot., liqf.* Pathogenesis not determined. **Urobacillus freudenreichii**, Miquel. Obtained from air, dust, sewage. *aër., liqf., mot.* Pathogenesis not determined. **Urobacillus maddoxi**, Miquel. Obtained from sewage and river water. *aër., liqf., mot.* Pathogenesis not determined. **Urobacillus pasteurii**, Miquel. Obtained from decomposing urine. *aër., liqf., mot.* Pathogenesis not*

Abbreviations.—*aër.* = aerobic. *anaër.* = anaerobic. *chg.* = chromogenic. *facanaër.* = facultative anaerobic. *liqf.* = liquefactive. *monom.* = monomorphic. *mot.* = motile. *nliqf.* = non-liquefactive. *nmot.* = non-motile. *nfg.* = non-pathogenic. *obl.* = obligate. *oscl.* = oscillating. *pg.* = pathogenic. *phos.* = phosphorescent. *pleom.* = pleomorphic. *sap.* = saprophytic.

determined. **Urobacillus schützenbergii**, Miquel. Obtained from sewage and river water. *aer., liqf., mot.* Pathogenesis not determined. **Verflüssigender Bacillus aus Wasser**, Ger. Liquefying bacillus of water. See *Bacillus aquaticus liquefaciens*, Pokrowsky. **Vibrio aureus**, Weibel. See *Spirillum aureum*. **Vibrio bacillus**, Müller, Ehrenberg. See *Bacillus ubra*, Cohn. **Vibrio cholerae**. See *Spirillum cholerae asiaticae*, Koch. **Vibrio cyanogenus**, Ehrenberg. See *Bacillus cyanogenus*, Fuchs. **Vibrio flavescens**, Weibel. See *Spirillum flavescens*, Weibel. **Vibrio flavus**, Weibel. See *Spirillum flavum*, Weibel. **Vibrio lineola**, Müller and Ehrenberg. See *Bacterium lineola*, Cohn. **Vibrio lingualis**. See *Spirillum linguae*, Weibel. **Vibrio metschnikovi**, Gamaleia. See *Spirillum metschnikovi*, Gamaleia. **Vibrio nasalis**, Weibel. See *Spirillum nasale*, Weibel. **Vibrio proteus**. See *Spirillum finkleri*. **Vibrio rugula**, Müller. See *Spirillum rugula*, Müller. **Vibrio saprophiles a**, Weibel. See *Spirillum saprophiles a*, Weibel. **Vibrio saprophiles 3**, Weibel. See *Spirillum saprophiles 3*, Weibel. **Vibrio saprophiles 7**, Weibel. See *Spirillum saprophiles 7*, Weibel. **Vibrio serpens**, Müller. See *Spirillum serpens*, Müller. **Vibrio syncyanus**, Ehrenberg. See *Bacillus cyanogenus*, Fuchs. **Vibrio synxanthus**, Ehrenberg. See *Bacillus synxanthus*, Ehrenberg and Schröter. **Vibrio tremulans**, Ehrenberg. See *Bacterium lineola*, Cohn. **Vibrio undula**, Müller. See *Spirillum undula*, Müller. **Vibrio Xanthogenus**, Fuchs. *Bacillus synxanthus*, Ehrenberg and Schröter. **Vibron butyrique**, Pasteur. See *Bacillus butyricus*, Prazmowski. **Vibron septique**. See *Bacillus adematidis maligeni*, Koch. **Violet Bacillus**. See *Bacillus janthinus*, Zopf. **Violetter Bacillus aus Wasser**, Ger. See *Bacillus violaceus*, Becker. **Wasserbacillen**, Wasserbakterien, Ger. Bacilli and bacteria of water. **Weisser Bacillus aus Wasser**. Ger. See *Bacillus albus*, Becker. **Weisser Streptococcus**, Ger. See *Streptococcus albus*, Ma-chek. **White Bacillus of Water**. See *Bacillus albus*, Becker. **White Liquefying Staphylococcus**. See *Staphylococcus albus liquefaciens*, Escherich. **Wunderblut**, Ger. See *Bacillus prodigiosus*, Ehrenberg. **Wurzelbacillus**, Ger. See *Bacillus ramosus*, Eisenberg. **Wurzelbacillus aus Erde**. See *Bacillus mycoides*, Flügge. **Xerosebacillus**, Ger. See *Bacillus of xerosis epithelialis conjunctivae*, Leber. **Yellowish-white Micrococcus**, Bunn. See *Micrococcus subflavus*, Flügge. **Ziegelroter Bacillus**, Adametz. See *Bacillus latericus*, Eisenberg. **Zoöglæa capillorum**, Buhl. See *Paludina capillorum*, Kadlkofer. **Zoöglæa termo**, Müller, Cohn. See *Bacillus termo*, Pujardin. **Zoöglæa ramigera**. A tree-like variety of *Cladotrix dichotoma*, q. v. **Zoögalactina imetropa**, Sette. See *Bacillus prodigiosus*, Ehrenberg. **Zungenbelagvibrio**, Ger. See *Spirillum lin. uc.*, Weibel.

Bacteriaceæ (*bak-te-re-ä'-se-er*) [*βακτηρίων*, a little stick]. A group or order of microscopic fungi; the same as *Schizomycetes*.

Bacterial (*bak-te'-re-äl*) [*βακτηρίων*, a little stick]. Resembling or of the nature of bacteria.

Bactericidal (*bak-te'-re-äl'-äl*) [*βακτηρίων*, a little stick; *cadere*, to kill]. Destructive to bacteria.

Bactericide (*bak-te'-re-äl'-äl*) [*βακτηρίων*, a little stick; *cadere*, to slay]. 1. Destructive to bacteria. 2. An agent that destroys bacteria.

Abbreviations. *aer.* = aerobic, *anaer.* = anaerobic, *chr.* = chromogenic, *facultat.* = facultative anaerobic, *liqf.* = liquefactive, *monom.* = monomorphic, *mot.* = motile, *unmot.* = non-motile, *unliqf.* = non-liquefactive, *nmot.* = non-motile, *npf.* = non-pathogenic, *obl.* = obligate, *osc.* = oscillating, *pg.* = pathogenic, *phos.* = phosphorescent, *pleom.* = pleomorphic, *sap.* = saprophytic.

Bacteridium (*bak-ter-id'-e-um*) [*βακτηρίων*, a little stick; *pl.*, *Bacteridia*]. According to Davaine, a genus of Bacteriaceæ characterized by immobility of the elements at all periods of their existence. The distinction does not now obtain.

Bacteriemia (*bak-te-re-ä'-me-äh*) [*βακτηρίων*, a little stick; *häma*, blood]. The presence of bacteria in the blood.

Bacterioid (*bak-te'-re-oid*) [*βακτηρίων*, a little stick; *είδος*, form]. Applied to certain microorganisms flourishing in and around the roots of leguminous plants, assisting in the accumulation of nitrogen, and giving rise to tubercles. They may be cultivated in artificial media like ordinary bacteria. (Brunchoist, Nobbe, etc.)

Bacteriologist (*bak-te-re-öl'-o-jist*) [*βακτηρίων*, a little stick; *λόγος*, science]. One who makes a special study of bacteriology.

Bacteriology (*bak-te-re-öl'-o-jé*) [*βακτηρίων*, a little stick; *λόγος*, science]. That department of science that is concerned with the study of bacteria.

Bacterio-protein (*bak-te-re-o-prö'-te-in*) [*βακτηρίων*, a little stick; *πρώτος*, first]. A protein contained in bacteria.

Bacterio-purpurin (*bak-te-re-o-per'-pu-rin*) [*βακτηρίων*, a little stick; *purpura*, purple]. A peach-colored pigment found by Lankester in the protoplasm of *Beggiatoa roseo-persicina*. It is insoluble in water, alcohol, chloroform, ammonia, acetic and sulphuric acids, etc.

Bacterioscopic (*bak-te-re-o-skop'-ik*) [*βακτηρίων*, a little stick; *σκοπεῖν*, to view]. Pertaining to bacterioscopy.

Bacterioscopy (*bak-te-re-ös'-kö-pe*) [*βακτηρίων*, a little stick; *σκοπεῖν*, to inspect]. The microscopic study of bacteria.

Bacterio-therapeutic (*bak-te-re-o-ther-ap-ü'-tik*) [*βακτηρίων*, a little stick; *θεραπεία*, treatment]. Relating to bacterio-therapy.

Bacteriotherapy (*bak-te-re-o-ther-ap-ü*) [*βακτηρίων*, a little stick; *θεραπεία*, treatment]. The treatment of disease by the introduction of bacteria into the system.

Bacterious (*bak-te'-re-us*) [*βακτηρίων*, a little stick]. Bacterial.

Bacterium (*bak-te'-re-um*) [*βακτηρίων*, a little stick; dim. of *βακτηρία*, a stick, staff; *pl.*, *Bacteria*]. 1. A term used to distinguish in a general way some of the simplest microscopic fungi, the *Bacteriaceæ*, Fission-fungi, or Schizomycetes, and other closely allied microbes. 2. A genus of short, cylindrical, motile Fission-fungi.

Bacteriuria (*bak-te-re-ü'-re-äh*) [*βακτηρίων*, a little stick; *ούρον*, urine]. The presence of bacteria in the urine.

Bacteroid (*bak'-ter-oid*) [*βακτηρίων*, a little stick; *είδος*, form]. Resembling bacteria.

Bad Disorder. Synonym of *Syphilis*.

Badal's Operation. See *Operations, Table of*.

Bader's Operations. See *Operations, Table of*.

Badiaga (*bah-de-äh'-gah*) [*Rus.*, *badyaga*]. A Russian fresh-water sponge, *Spongia lacustris*, valued as a discutient and as a remover of the marks of bruises. Unof.

Badian (*ba'-de-an*) [*badius*, bay]. The Star-anise. See *Illitium*.

Baer's Law. See *Law. B. Operations*. See *Operations, Table of. B. Plane*. See *Plane*.

Bag (*bag*) [*AS.*, *bag*]. 1. A sac. 2. The scrotum. **B., Barnes's**. See *Barnes's Dilators. B., Politzer's*, a soft rubber bag for inflating the internal ear. **B. of**

Waters, the fetal membranes enclosing the liquor amnii, projecting through the *os uteri* early in labor. The sac usually ruptures when the cervix is dilated.

Bagnio (*ban'-yo*) [It., *bagno*]. 1. A house of prostitution. 2. A bath-house.

Bailey's Flask. In dentistry, an apparatus for making metal dies. It consists of two semi-elliptic rings of iron—one nearly straight, the other a truncated cone with four keys—jointed so as to fit together. The straight ring is used as a casting-box for the sand as well as a form for the lead; the other gives the proper shape to the zinc.

Baillarger's Lines. See *Lines, Table of*. **B. Streak**. Same as *Baillarger's Lines*.

Bain-Marie (*bän-mah-re'*) [Fr.]. An instrument for immersing solutions, microorganisms, etc., in water or chemical solutions, thus keeping them at a desired temperature.

Bain's Method. See *Treatment, Methods of*; also *Artificial Respiration*.

Bakers' Itch. An eczematous affection of the hands, caused by the irritation of the yeast. **B. Salt**, a synonym of smelling salts, or the subcarbonate of ammonia; it is sometimes used by bakers in leavening cakes.

Baker's Leg, knock-knee, or *genu valgum*. **B. Operations**. See *Operations, Table of*. **B. Pins**, heavy pins used to hold bone surfaces in apposition after resection of a joint.

Balance (*bal'-ans*) [*bilanx*, a balance]. 1. A device or apparatus for weighing; an indispensable adjunct of the art of pharmacy. 2. The harmonious adjustment of corresponding parts.

Balanic (*bal'-an-ik*) [*βάλανος*, the glans penis]. Pertaining to the gland of the penis or of the clitoris.

Balanism (*bal'-an-izm*) [*βάλανος*, acorn; pessary; the glans penis]. The application of a pessary or suppository.

Balanitis (*bal-an-í'-tis*) [*βάλανος*, the glans penis; *τις*, inflammation]. Inflammation of the glans penis, sometimes called *Balano-posthitis*. Phimosis is a frequent complication. See *Posthitis*.

Balanoblennorrhœa (*bal-an-o-blén-o-re'-ah*) [*βάλανος*, the glans; *βλένω*, mucus; *ρῶα*, a flow]. Gonorrhœal balanitis.

Balano-chlamyditis (*bal-an-o-klam-id-í'-tis*) [*βάλανος*, the glans penis; *χλωρίς*, cloak; *τις*, inflammation]. Inflammation of the glans and preputium of the clitoris.

Balanoplasty (*bal'-an-o-plas-té*) [*βάλανος*, the glans penis; *πλάσσειν*, to form]. Plastic surgery of the glans penis.

Balanoposthitis (*bal-an-o-pos-thí'-tis*) [*βάλανος*, the glans penis; *πρόθη*, prepuce; *τις*, inflammation]. Inflammation of the glans penis and of the prepuce.

Balanorrhagia (*bal-an-or-á'-je-ah*) [*βάλανος*, the glans penis; *ρήγνυμαι*, to burst out]. Gonorrhœal balanitis, with copious discharge of pus.

Balanorrhœa (*bal-an-or-é'-ah*) [*βάλανος*, the glans penis; *ρῶα*, a flow]. Balanitis.

Balantidium (*bal-an-tid'-e-um*) [*βάλαντιδίων*, dim. of *βάλαντιον*, a bag]. A genus of Protozoa. **B. coli**, a protozoan parasite that inhabits the pig, and has been found in the human intestine. See *Parasites, Animal, Table of*.

Balanus (*bal'-an-us*) [*βάλανος*, an acorn]. 1. The glans of the prepuce or of the clitoris. 2. A pledget, suppository, or pessary.

Balata (*bal'-at-ah*) [Native Guiana]. The dried, milky juice of the bully-tree (*Sapota milleri*) of Guiana. In its properties it is intermediate between caoutchouc and gutta-percha, and is used chiefly in England as a substitute for these materials.

Balaustine (*bal-aw'-tin*) [*βαλαύστιον*, the flower of the wild pomegranate]. The flower of the *Pomegranate*, *g. r.*, formerly used in medicine.

Balbuties (*bal-bu'-she-éz*). [*balbutire*, to stammer]. Stammering.

Bald (*bauld*) [ME., *balde*, bald]. Wanting hair. A term applied to one who has lost the hair of the scalp. **B. Ringworm**. See *Tinea tonsurans*.

Baldness (*bauld'-nes*) [ME., *balde*, bald]. Alopecia, whether congenital or acquired. When the loss of hair is circumscribed it is called *tinea decalvans*; when general, it is called *alopecia*. Senile baldness is called *calvities*. Premature baldness is caused by disease. See *Alopecia*.

Bale Blue. See *Pigments, Conspectus of*. **B. Green**. Same as *Schweinfurt Green*.

Balfour's Test. See *Death, Signs of*. **B.'s Treatment**. See *Treatment, Methods of*.

Ball (*baul*) [ME., *bal*]. 1. In veterinary medicine, a pill or bolus. 2. Vulgarly, a testicle. **B.-blue**. Same as *Prussian Blue*. **B.-and-Socket Joint**. See *Diarthrosis* and *Enarthrosis*. **B. Thrombus**. See *Thrombus*.

Ballast Fever (*bal'-ast fe'-ver*). See *Fever*.

Ballet-dancer's Cramp. See *Cramp*.

Balling's Saccharometric Beer-test. As by fermentation, 100 parts of malt-extract yield 50 parts of alcohol, twice the quantity of alcohol found will indicate the quantity of malt-extract necessary for its formation. This quantity of malt-extract added to that still existing in the beer indicates the whole of the malt-extract existing in the wort before fermentation.

Ballingall's Operation. See *Operations, Table of*.

Ballismus (*bal-iz'-mus*) [*βαλίζμοσ*, a leaping]. 1. Chorea. 2. Paralysis agitans.

Balloonement (*bal-lon-men's*) [Fr.]. The ballooning or distending of a part for operative or diagnostic purposes.

Balloon (*bal-oon'*) [Mod. E., *baloon*, a large bag]. In chemistry, a spherical glass receiver with a short neck. **B. Sickness**. See *Anoxyemia* and *Hyponosus*.

Ballooning (*bal-oon'-ing*) [Mod. E. *baloon*, a large bag]. Surgical distention of the vagina by air-bags or water-bags.

Ballota (*bal-ó'-tah*) [*βαλῶτις*, black hoarhound]. A genus of labiate plants. **B. nigra**, or black hoarhound, was formerly much used in medicine. **B. (or Hyptis) suaveolens**, of the E. and W. Indies, has been lately introduced into general practice as a powerful and yet safe nervin, antilithic, diuretic, evacuant, and laxative remedy. Unof. **B. lanata**, of N. Asia, has similar uses. Unof.

Ballottement (*bal-ó'-mon-s*) [Fr., from *ballotte*, a ball]. A method of diagnosing pregnancy from the fourth to the eighth month. A push is given the uterus by the finger inserted into the vagina, and if the fetus be present, it will rise and fall again like a heavy body in water.

Ball's Operations. See *Operations, Table of*.

Balm (*bahm*) [*balsamum*, a balsam]. A popular synonym of *balsamum*. Any soothing application or ointment. **B. of Gilead**. See *Balsam, Abies*, and *Melissa*.

Balmomy (*bal'-mo-ne*) [origin uncertain]. The herb *Chelone glabra*; cathartic and anthelmintic. Dose of the fld. ext. ʒss-ʒj. *Chelonin*, the concentrated ext. Dose gr. j-iv. Unof.

Balneography (*bal-ne-og'-ra-fé*) [*balneum*, a bath; *γραφία*, a writing]. A treatise on bathing.

Balneology (*bal-ne-ol'-o-je*) [*balneum*, a bath; *λογία*, science]. The science of baths and their effects upon the system.

Balneotherapeutics (*bal-ne-o ther-ap-u'-tik's*). See *Balneotherapy*.

Balneotherapy (*bal-ne-o-ther'-ap-e*) [*balneum*, a bath; *therapeia*, healing]. Systematic bathing for therapeutic purposes, or the treatment of disease by baths or bathing.

Balneum (*bal'-ne-um*) [L.]. A bath. See *Bath*.
B. arenæ, a sand bath. See *Ammiotherapy*.
B. lacteum, a milk bath. **B. luteum**, a mud-bath. See *Illustation*.
B. pneumaticum, an *Air-bath*, *q. v.*

Balanea (*bal'-ne-ah*). See *Valonia*.

Balsam (*bal'-sam*) [*βαλσαμον*, the resin of the balsam tree]. The resinous, volatile, aromatic substance, liquid or concrete, obtained from certain trees by natural exudation or by artificial extraction. Balsams are divided into two classes, those with, and those without, benzoic and cinnamic acids. In general they are mixtures of various essential oils, resins, and acids.

B. Apple, the plant *Memoridia balsamina*, and its warty, gourd-like fruit. It is purgative, but its tincture is chiefly used in domestic medicine as a vulnerary. Unof. **B. Bog**, a singular stone-like, woody, umbelliferous plant, *Bolax* or *Azorella glebaria*, of the Falkland Islands and Patagonia. Its aromatic gum is locally prized as a vulnerary, desiccative, and anti-gonorrhœal remedy. Unof. **B., Canada**, a turpentine gathered from the natural blisters of the bark of *Abies balsamum*. It is much used as a mounting medium by microscopists. **B. of Copaiba**. See *Copaiba*. **B. of Fir**. Same as *Canada Balsam*. See *Abies*. **B., Friar's**. See *Benzoïn*. **B. of Gilead**, the balm of the Old Testament, an oleo-resin obtained from the *Balsamodendron gileadense*. **B. of Peru**, the balsam obtained from *Toluifera pereiræ*; antiseptic, stimulant to the circulation, and sedative to the nervous system; generally a tonic, and expectorant in bronchitis. Applied locally it is useful in chronic inflammatory skin-diseases. Dose of the emulsion $\text{m}\chi\text{-xxv}$. **B.-root**, a popular name for certain composite-flowered plants of the genus *Balsamorhiza*. *B. hookeri*, *B. macrophylla*, *B. sagittata* are common in the Pacific States and are rich in a resinous balsam. Unof. **B. of Tolutan**, or of *Tolu*, obtained from *Toluifera balsamum*. Its properties are due to a volatile oil, *toluene*. It possesses an agreeable odor, and is a basis for many cough-mixtures. It is a fair expectorant. *T. Tinct.* contains ten per cent. of the balsam in 90 per cent. of alcohol. Dose $\text{m}\chi\text{-xxx}$. *T. Syr.*, balsam four parts; simple syrup 96. Do-e $\mathfrak{J}\text{j}$.

Balsamation (*bal'-sam-o'-shun*) [*βαλσαμων*, the resin of the balsam tree]. Embalmment with balsamic or aromatic spices.

Balsamic (*bal'-sam-ik*) [*βαλσαμων*, the resin of the balsam tree]. Having the nature or qualities of a balsam.

Balsamine (*bal'-sam-in*) [*βαλσαμων*, balsam]. Any plant of the genus *Impatiens*, *q. v.*

Balsamito (*bal'-sam-i-to*) [Sp.]. A tincture of balsam of Peru in rum; antelmintic, diuretic, and tonic; it is used externally as a cosmetic and a stimulant wash for sores. Unof.

Balsamodendron (*bal'-sam-o-den'-dron*). See *Myrrh* and *Balestinum*.

Balsams (*bal'-sam-s*) [*βαλσαμων*, the resin of the balsam tree]. The natural, thick solutions of the gum resins in the essential oils and turpentine. See *Resins*.

Balsamum (*bal'-sam-um*) [*βαλσαμων*, balsam; *gen., Balsami*]. A balsam, *q. v.* **B. dipterocarpi**. See *Gurjun Balsam*.

Balser's Fatty Necrosis. See *Diseases, Table of*.

Bambalia (*bam-bal'-le-ah*) [L.]. Stammering; thick-ness of speech, or other impediment to utterance.

Bamberger's Fluid. An albuminous mercuric compound used in the treatment of syphilis. It is made as follows: To 100 c.c. of a filtered solution of white of egg (containing 40 c.c. of albumin and 60 c.c. of water) there are added 60 c.c. of a solution of mercuric chlorid (containing 5 per cent., or 3 grams, of bichlorid of mercury) and 60 c.c. of a solution of sodium chlorid (containing 20 per cent.); finally, 80 grams of distilled water are added, which brings the bulk of the solution up to 300, containing 0.010 mercuric chlorid in every cubic centimeter.

Bamboo (*bam-boo'*) [E. Ind., *bambu*]. A popular name for many tree-like, woody-stemmed grasses, especially those of the genus *Bambusa*. Apart from a limited use in surgery, none of the bamboos is employed in regular medicine. Locally, *B. arundinacea* is employed as an alternative, antelmintic, and depurative. Unof. See also *Tafasheer*. **B. Brier**, the root of *Smilax sarsaparilla*, habitat, Southern United States. Its properties are identical with those of sarsaparilla. Dose of the fld. ext. \mathfrak{J} ss-ij. Unof.

Banana (*ban an'-ah*) [Sp.]. The root of the common banana, *Musa sapientum*, said to be a valuable alterative, and useful in strumous affections. Dose of the fld. ext. $\text{m}\chi\text{-xxx}$. Unof.

Band (*band*) [ME., *bande*]. That which binds. A stripe. A ligament. **B., Axis**, Baer's primitive streak. **B., Belly**, a band to pass around the abdomen. **B., Head**, a strap for securing a mirror to the forehead. **B., Horny, of Tarinus**, the fore part of the tenia semicircularis. **B., Moderator**. See *B., Reil's*. **B., Reil's**, a fibrous muscular fillet that frequently extends across the right ventricle of the heart; it is called also the *moderator band*. **B. of Remak**. See *Fiber, axial*; also *Purkinje, Axis Cylinder of*. **B. of Tarinus**. See *B., Horny*.

Bandage (*ban'-daj*) [Fr., *bande*, a strip]. Bandages are usually strips of muslin or other material, of varying widths and lengths, used in surgery for the purpose of protecting, compressing, etc., a part, or for the retention of dressings and applications. A *simple bandage* or *roller* consists of one piece; a *compound*, of two or more pieces. *Starch, plaster-of-Paris, silica, dextrin, tripholith*, etc., etc., are used or recommended for making stiff and *immovable dressings or bandages*. According to their direction bandages are classed as: 1. *Circular*, circular turns about the part. 2. *Figure-of-8*, the turns crossing each other like that figure. 3. *Oblique*, covering the part by oblique turns. 4. *Recurrent*, the turns returning successively to the point of origin. 5. *Spica*, the turns resembling the arrangement of the husks of an ear of corn. 6. *Spiral*, each turn covering one-half of the preceding. 7. *Spiral reverse*, the bandage is reversed in order to better adapt it to the part. Bandages are also classed according to the part to which they are applied. Of **Bandages of the head** we have: 1. *Circular, of the forehead*, to retain dressings upon the head. 2. *Circular, of the eyes*. 3. *Crossed, of the eyes*, to hold dressings upon one or both eyes. 4. *T., of the eye*, a small piece of muslin cut in the shape of a right-angled triangle, and sufficiently large to cover the eye, is sewn by its base, with the perpendicular toward the ear, to a horizontal strip of a length to encircle the head. The apex of the triangle is sewn to a vertical strip long enough to pass under the jaw and meet the horizontal strip on the opposite side. 5. *Crossed, of the angle of the jaw*, to support the parts in fracture of the angle of the jaw. 6. *Knotted, of the head*, a double-headed roller with compress, to make compression in wound of the temporal artery. 7. *Recurrent, of the head*, a single-headed or double-headed roller, to

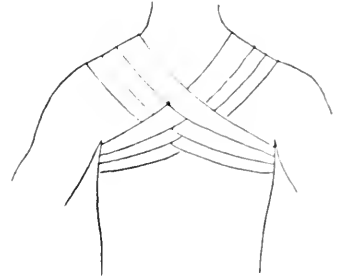
BANDAGES.



Crossed Bandage of both Eyes.



Barton's Bandage.



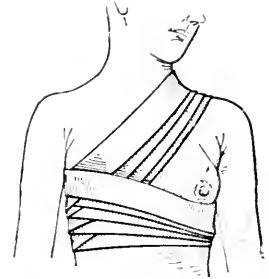
Posterior Figure-of-8 Bandage of the Chest.



T-Bandage of the Eye.



The Six-tailed Bandage of Galen.



Suspensory and Compressor Bandage of the Breast.



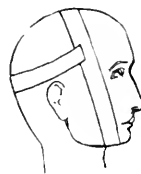
Recurrent Bandage of the Head.



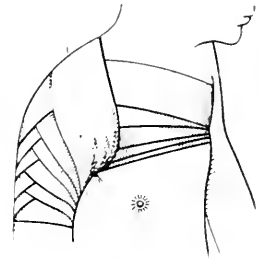
Transverse Recurrent of the Head.



Four-tailed Bandage of the Head.



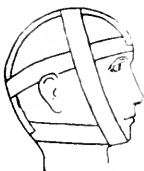
Agnew's Bandage.



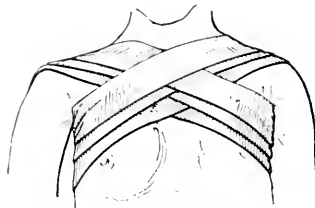
Spica Bandage of Shoulder.



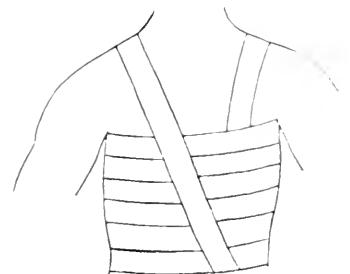
Four-tailed Bandage of the Head.



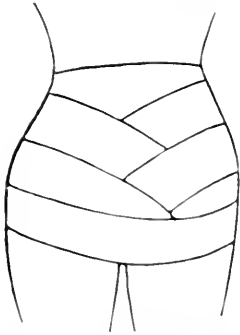
Gibson's Bandage.



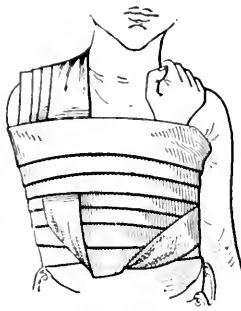
Anterior figure-of-8 Bandage of the Chest.



Spica of the Chest.



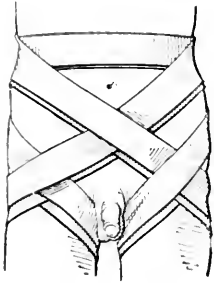
Eight-tailed Bandage of the Abdomen.



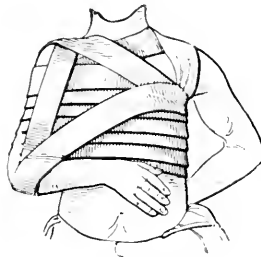
Velpeau's Bandage.



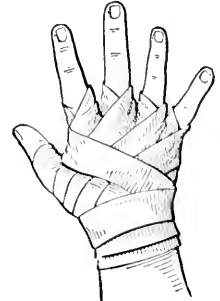
Gauntlet Bandage.



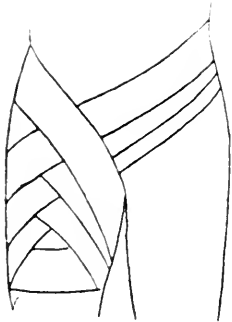
Double Spica Bandage of the Groins.



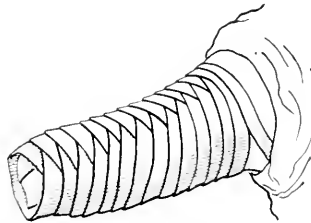
Desault's Bandage.



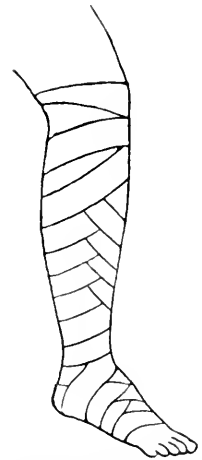
Demi-Gauntlet Bandage.



Ascending Spica of the Groin.



Recurrent Bandage of Stump.



Modified Figure-of-8 Bandage of the Lower Extremity.

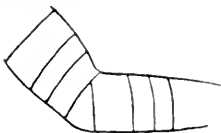
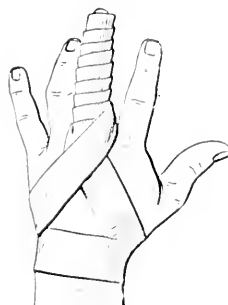


Figure-of-8 of the Elbow.



Spiral Reversed of the Forearm (or Leg).



Spiral Bandage of the Finger.



Spica of the Foot.

retain dressings upon the head. 8. *Four-tailed, of the head*, a piece of cloth eight inches wide and long enough to pass over the head and under the chin, is torn from either end to within three or four inches of the middle. The body of the bandage is placed on the top of the head, the posterior ends are tied under the chin, and the two anterior ends carried backward and tied at the nape of the neck. 9. *Gibson's, for the body of the lower jaw*, to support the parts in fracture. 10. *Rhea Barton's*, for the same purpose. 11. *Capeline or Mitra Hippocratica*: made by a double-headed roller (one which is rolled from each end, the two heads lying on the same side of the bandage and being of equal size). One roll being taken in each hand, the intervening strip is applied low down over the center of the forehead, and the bandage unrolled on either side until the two heads meet posteriorly below the occipital protuberance. From this point the two rollers are applied in different directions, one passing continuously around the head in a circle, the other forward and backward over the cranium until the latter is entirely covered. 12. *Galen's six-tailed bandage*: the bandage is so arranged that it has three strips at each end. The middle portion is placed on the crown of the head, the anterior ends are tied at the back of the neck, the middle under the chin, and the posterior at the forehead. 13. *Garretson's*, a bandage for the lower jaw, passing above the forehead and back again to cross under the occiput, and finally ending in front of the chin. 14. *Pressure-bandage*, an eye-bandage applied with a considerable degree of firmness in order to afford pressure. 15. *Protective-bandage*, a bandage for the eye, lightly applied. 16. *Hamilton's*, a form of compound bandage for the lower jaw, consisting mainly of a firm leather strap to support the jaw. 17. *Liebreich's*, a variety of bandage for the eye, made from a knitted-cotton band. 18. *Thillay's*, a compound bandage for joining the edges of the wounds in hare-lip operation. Of **Bandages of the trunk** there are: 1. *Circular, of the neck*. 2. *Figure-of-8, of the neck and axilla*, to retain dressings upon the shoulder or in the axilla. 3. *Anterior figure-of-8, of chest*, to draw the shoulder forward and to retain dressings on the anterior surface of the chest. 4. *Posterior figure-of-8, of chest*, to draw the shoulders back in fractured clavicle, or to retain dressings on the posterior surface of the chest. 5. *Crossed, of one or both breasts*, to support the breasts in excessive lactation or in mammary disease. 6. *Spica, of shoulder*, to retain the head of the humerus in place after dislocation. 7. *Spiral, of the chest*, to make compression in fracture of the sternum or ribs. 8. *Circular, of the abdomen*, to support the abdominal walls. 9. *Spiral, of the abdomen*, to compress the abdominal walls or to retain dressings. 10. *Spica, of one or both groins*, to compress groin or retain dressings. 11. *Spiral reverse, of the penis*, to retain dressings upon this organ. The **Bandages of the arm** are: 1. *Circular, of the wrist*. 2. *Figure-of-8, of wrist*, to compress the joint or retain dressings. 3. *Figure-of-8, of elbow*. 4. *Circular, of arm or forearm*. 5. *Oblique, of arm or forearm*. 6. *Spiral, of arm*, to retain dressings. 7. *Spiral reverse, of upper extremity*, to support the arm in dislocations, fractures, etc. 8. *Velpeau's*, used to support the arm in fracture of the clavicle, the neck, or acromial process of the scapula. The hand of the injured side being placed on the sound shoulder, an oblique turn is made from the axilla of the sound side, across the back of the chest to the opposite shoulder, covering the fracture, down under the elbow in front to axilla of the sound side, then across the back over the outside of the point of the elbow to the axilla of

the sound side, thus continuing the oblique and circular turns alternately and advancing over the arm till it is held firmly. 9. *Desault's Apparatus*, consists of an axillary pad held by tapes about the neck, a sling for the hand, and two single-headed rollers. The forearm is placed at right angles with the humerus, held in place by many circular and oblique turns about the shoulder and body. 10. *Boyer's*, a form of apparatus consisting of a chest-belt, an arm-belt, and an axillary pad. It is used in treating fractured clavicles. The **Bandages of the hand** are: 1. *Spiral, of the finger*. 2. *Spiral, of all the fingers, or gauntlet*. 3. *Spiral, of palm, or demi-gauntlet*. 4. *Spica, of thumb*. All the bandages of the hand are used in cases of fracture or to retain dressings. The **Bandages of the lower extremity** are: 1. *Figure-of-8, of ankle*, to cover the part or retain dressings. 2. *Figure-of-8, of knee*, to cover the part or compress it. 3. *Figure-of-8, of thighs*, to compress the part after wounds or operations. 4. *Spica, of in-let*, to compress the parts. 5. *Spiral reverse, of whole lower extremity*, to support the limb after fracture, etc. 6. *Baynton's*, a series of straps of adhesive plaster used in the treatment of chronic leg ulcers. 7. *Ribbail's*, a spica bandage of the foot. **B., Genga's**. See *B., Theden's*. **B., Heliodoros's**. The T-bandage. **B., Hippocrates's**. See *B., Capeline*. **B., Hueter's**, a spica bandage for the perineum. **B., Langier's**, a many-tailed paper bandage. **B., Larrey's**, a form of many-tailed bandage, the edges being glued together. **B., Maison-neuve's**, a variety of Plaster-of-Paris bandage, formed from cloths folded, these being supported by other bandages. **B. of the Poor**. See *Galen's Bandage*. **B., Recurrent, for stumps**, is used after amputations, to support the flaps. **B., Richet's**, a form of Plaster-of-Paris bandage to which a small amount of gelatin has been added. **B. of Scultetus**, a compound bandage, similar to a spiral reverse in appearance and action, used in compound fractures, so that the short pieces of which it is composed may be removed without motion of the limb. **T-Bandages** are compound, and resemble that letter; the menstrual napkin is an example. **B., Theden's**, a form of roller bandage applied from below upward over a graduated compress, to control hemorrhage from a limb. See *Handkerchief Dressing*.

Bandager (*ban'-da-jer*) [Fr., *bande*, a strip]. One skilled in the application of bandages. See *Dresser*.

Bandagist (*ban'-da-jist*) [Fr., *bande* a strip]. A maker of trusses, bandages, and other surgical appliances to be worn upon the person.

Banded Hair (*ban'-ded hair*). See *Ringed Hair*.

Bandl, Operation of. See *Operations, Table of*. **B., Ring of**, the superior limit of the cervical canal, in pregnancy at a level with the pelvic inlet, marking the boundary between the lower uterine segment and the rest of the uterus. It is about six inches above the os externum.

Bandolin (*ban'-do-lin*) [origin uncertain]. A mucilage made usually of quince-seeds, or of gum-tragacanth, used mainly as a paste for confining the hair and making it lustrous; it is called also *fixature*. See *Cydonium*.

Bandy Leg (*ban'-de leg*). Bow-leg, *q. v.*

Baneberry (*ban'-ber-er*). See *Actea*.

Bang, Bhang, or Bangué (*bang*). See *Cannabis indica*.

Banian (*ban'-yan*) [Ar., *banyan*, a trader]. A South Asiatic fig-tree, *Ficus bengalensis*, remarkable for the development of roots and secondary trunks from its branches. Its juice is antidotalgic; the bark and seeds tonic, diuretic, and antipyretic. Unof.

Banks's Operations. See *Operations, Table of*.

Banting Treatment. See *Treatment, Methods of*.

- Bantingism** (*ban'-ting-izm*) [From *Banting*, the name of the inventor]. A method proposed for the reduction of corpulence, by abstinence from saccharine and farinaceous foods. See *Treatment, Methods of*.
- Banyan** (*ban'-yan*). See *Bautan*.
- Baobab Tree**. See *Adansonia digitata*.
- Baptin** (*bap'-tin*) [*βαπτισιν*, a dipping]. A moderately purgative glucosid, obtainable from *Baptisia tinctoria*.
- Baptisia** (*bap-tis'-e-ah*) [*βαπτισιας*, a dipping]. Wild Indigo. The root bark of *B. tinctoria* with properties due to an impure glucosid, the so-called *Baptisin*. It is laxative and stimulant in moderate doses; emetic and cathartic in large doses, and is valuable in amenorrhoea, typhus and typhoid fevers. It is excellent for local application to indolent ulcers and gangrenous sores. **B.**, **Extract**. Dose gr. j-x. **B.**, **Ext. Fld.** Dose ℥ij-xx. **B.**, **Tinct.** Dose ℥v-xxx. Dose of the resin gr. j-v. All unof.
- Baptisin** (*bap'-tiz-in*) [*βαπτισιν*, a dipping]. 1. A precipitate from the tincture of *Baptisia tinctoria*; antiseptic, evacuant, ecbolic, resolvent. Dose one to three grains. Unof. 2. A bitter glucosid obtainable from the plant, *Baptisia tinctoria*; it has little medicinal activity.
- Baptitoxin** (*bap-tit-oks'-in*) [*βαπτισιν*, a dipping; *τοξικόν*, a poison]. A poisonous alkaloid obtained from *Baptisia tinctoria*. It hastens respiration and exaggerates vasomotor activity.
- Baptorrhoea** (*bap-tor-eh'-ah*) [*βαπτορος*, infected; *ῥέειν*, to flow]. Any infectious discharge from a mucous surface, as gonorrhoea.
- Baptothecorrhoea** (*bap-to-the-kor-eh'-ah*) [*βάπτορος*, infected; *θηκη*, vagina; *ῥέειν*, to flow]. Gonorrhoea in women.
- Bapturethrorrhoea** (*bap-tu-reth-ro-re'-ah*) [*βάπτορος*, infected; *οὐρήθρα*, urethra; *ῥέειν*, to flow]. Urethral gonorrhoea; gonorrhoea of men.
- Baranilin** (*bar-an'-il-in*) [*βαρέιν*, heavy; *anilin*]. Heavy anilin oil. See *Heavy Oil* and *Creosote Oil*.
- Baraquet** (*bar-ah-kvet'*) [Fr.]. Synonym of *Influenza*.
- Barb** (*barb*) [*barba*, a beard]. 1. In biology, the retrorse tooth of an awn or prickle. 2. One of the narrow acute plates diverging from the rachis and going to form the vane of a feather.
- Barba** (*bar'-bah*) [L.]. The beard.
- Barbadoes Leg** (*bar-ba'-doz leg*). See *Elephantiasis Arabum*. **B. Nut**. See *Purgine Nut*. **B. Tar**, a form of bitumen (*q. v.*) formerly employed in medicine.
- Barbaloin** (*bar-bal'-o-in*) [*Barbadoes*; *ἄλογ*, aloë]. $C_{17}H_{16}O_7$. The aloin derived from Barbadoes aloes.
- Barbarossa's Pills**. A mercurial preparation containing in addition rhubarb, scammony, musk, etc.
- Barbasco** (*bar-bas'-ko*) [*verbascum*, mullein]. A composite-flowered plant of tropical America, the *Clibadium biocarpum*. The stalks are used in preparing hair-washes, and are said to restore gray hair to its natural color. The plant is also used in eye-troubles. It is said to be very poisonous. Unof.
- Barbellate** (*bar-bell'-at*) [*barbella*, dim. of *barba*, a beard]. In biology, applied to the bristles of the pappus of some composite when beset with short, stiff hairs, longer than when denticulate, but shorter than when plumose.
- Barben Cholera** (*bar-ben kol'-er-ah*). A form of poisoning resulting, in Central Europe, from the eating of the barb.
- Barber's Itch** (*bar'-berz-ich*). The disease called *Tinea barba*, *Sycosis paraventricularis*, or *Tinea syc. si.*, *q. v.*
- Barberry** (*bar'-ber-e*). See *Berberis*. **B. Gum**, a commercial name of certain varieties of gum-arabic.
- Barber-Surgeon** (*bar'-ber ser'-jun*) [*barba*, a beard; *M.E., surgeon*]. Formerly, a barber who also practised surgery.
- Barbicel** (*bar'-bis-el*) [*barbicella*, dim. of *barba*, a beard]. In biology, one of the fringes of a barbule of a feather.
- Barbiers** (*bar'-berz*) [E. Ind.]. A paralytic affection common in India, and probably a mycelitis. It is often confounded with beriberi.
- Barbigerous** (*bar-bij'-er-us*) [*barba*, a beard; *gerere*, to carry]. In biology, bearded; hirsute; coarsely pubescent; applied to petals.
- Barbotine** (*bar-bo-teen'*) [Fr., wormwood]. Levant worm-seed.
- Barbule** (*bar'-bul*) [*barbula*, dim. of *barba*, beard]. In biology, one of the fringes of the barb in a feather, going to make up the vane of the barb, as the barbs make the vane of the feather.
- Barclay's Angles**. See *Angle*. **B.'s Plane**. See *Plane*.
- Barcoo** (*bar'-koo*) [Australian]. A peculiar disease, marked by nausea and vomiting, common in Australia. Its cause is unknown. It is also called "Fly-sickness."
- Bardana** (*bar-da'-nah*) [L.]. The burdock. See *Lappa*.
- Bardeleben's Operation**. See *Operations, Table of*.
- Bardenheuer's Operations**. See *Operations, Table of*.
- Barden's Operation**. See *Operations, Table of*.
- Baregin** (*bar-a'-zhin*). See *Glaisin*.
- Baresthesiometer** (*bar-es-the-ze-om'-et-er*) [*βάρος*, weight; *αἰσθησις*, perception; *μέτρον*, a measure]. An instrument for estimating the weight-sense in disturbances of sensibility.
- Baresthesiometric** (*bar-es-the-ze-o-met'-rik*) [*βάρος*, weight; *αἰσθησις*, perception; *μέτρον*, a measure]. Relating to the baresthesiometer.
- Bareswill's Solution**. A solution for the detection of sugar in the urine. It consists of sulphate of copper, acid potassium tartrate and sodic hydrate. See *Tests, Table of*.
- Barford's Test**. See *Tests, Table of*.
- Baric** (*ba'-rik*) [*βάρος*, heavy]. Pertaining to or containing barium.
- Barilla** (*bar-ill'-ah*) [Fr., *barille*, impure soda]. Impure sodium carbonate; being the ashes obtained by burning various chenopodiaceous plants of the genera *Salicornia* and *Salsola*.
- Barium** (*ba'-re-um*) [*βάρος*, heavy]. $Ba = 136.8$; quantivalence II. A metal of the alkaline group, of pale yellow color, characterized by a strong affinity for oxygen. Neither the metal nor its salts are much employed in medicine; all are poisonous. **B. Carbonate**, $BaCO_3$, used in the preparation of the chlorid. **B. Chlorid**, $BaCl_2 \cdot 2H_2O$, soluble, used as a reagent, and also as a cardiac and vasomotor stimulant in the treatment of aneurysm. Dose gr. ss-v. **B. Chlorid Test**. See *Tests, Table of*. **B. dioxid**, BaO_2 , used for making aqua hydrogenii dioxid. **B. iodid**, formerly used as an alternative. Dose gr. $\frac{1}{4}$. Mainly employed in ointments. Unof. **B. monohydrate**, caustic baryta; reagent. **B. oxid**, BaO , baryta. **B. sulphate**, $BaSO_4$, used as a pigment; formerly used in the treatment of skin diseases, and in lotions.
- Bark** (*bark*) [M.E., *barke*]. The cortex or covering surrounding the wood of exogens. It is sometimes used as a synonym of cinchona or calisaya bark. **B. Peruvian**. See *Cinchona*. (For other barks, see the names of the plants or trees that produce them.)
- Barker's Operations**. See *Operations, Table of*.
- Barking** (*bar'-king*). [M.E., *barken*, to bark.] The uttering of a peculiar sharp, short cry, as a dog. See

Aboiemont. **B. Disease**, a guttural, barking cough, with nervous disorder and impairment of the will; cynobex hebetis.

Barleria (*bar-lé-re-ah*) [L.]. A genus of acanthaceous plants. **B. buxifolia** and **B. ciliata**, of India, are aperiënt. **B. prionitis**, of S. Asia, is employed as a polychrest. Unof.

Barley (*bar-lé*) [ME., *barlv*]. A cereal belonging to the order *Gramineæ*; the most common variety, *Hordeum distichon*, is much used as a food, and also in the preparation of malt. **B. Decoct.** (B. P.). Dose ʒj-iv. **B. Pearl**, is the decorticated grain, rounded and polished. **B. Water**, *decoctum hordei*, a decoction consisting of two ozs. of Pearl B. boiled in one and one-half pints of water and afterward strained. See *Plin. an.* **B. Sugar**, *saccharum hordeatum*; practically a glucose. Applied also to an amorphous mass obtained by melting cane-sugar.

Barnes's Curve. In obstetrics, the segment of a circle, having for its center the sacral promontory, its concavity looking backward. **B.'s Dilators**, graduated rubber bags used for dilating the cervix uteri in the induction of abortion or premature labor. **B.'s Method**. See *Treatment, Methods of.*

Barograph (*bar-o-graf*) [*βάρος*, weight; *γράφειν*, to record]. A self-registering barometer.

Baromacrometer (*bar-o-mak-rom'-et-er*) [*βάρος*, weight; *μακρός*, long; *μέτρον*, measure]. An apparatus for ascertaining the weight and length of new-born infants.

Barometer (*bar-om'-et-er*) [*βάρος*, weight; *μετρον*, a measure]. An instrument for determining the weight and tension of the atmosphere. It consists essentially of a glass tube about 36 inches long, closed at one end, filled with mercury, and inverted in a basin of mercury. The mercury will sink in the tube until it rests at a height of about 30 inches at the sea-level, the height varying as the atmospheric pressure increases or diminishes. **B., Aneroid**, a metallic box from which the air has been exhausted, the tension being indicated by the collapsing or bulging of the thin corrugated cover, which is connected with a movable index. **B.-maker's Disease**, a form of chronic mercurial poisoning among the workmen who make barometers. It is due to the inhalation of the fumes of mercury.

Barometrograph (*bar-o-mell-ro-graf*). See *Barograph.*

Baroscope (*bar'-o-skop*) [*βάρος*, weight; *σκοπεῖν*, to observe]. An instrument used for determining the loss of weight of a body in air, compared with its weight in a vacuum. A form of baroscope has been invented by Esbach for the quantitative determination of urea.

Barosma (*bar-oz'-mah*) [*βάρος*, heavy; *ὀσμή*, smell]. A plant of the order *Rutaceæ*, native to the Cape of Good Hope and vicinity; several species of which yield the Buchu of commerce.

Barosmin (*bar-oz'-min*) [*βάρος*, heavy; *ὀσμή*, smell]. A precipitate from the tincture of *Barosma crenata*. Dose grs. ij-iiij. Unof.

Barras (*bar'-as*) [Fr.]. Turpentine obtained in the S. of France, chiefly from *Pinus pinaster*.

Barrel-shaped Chest. See *Emphysema.*

Barrenness (*bar'-en-nes*) [ME., *barren sse*]. Sterility in the female.

Barrier's Method. See *Treatment, Methods of.*

Barruel's Apparatus. An arrangement for charging water with carbonic acid.

Barsac (*bar-sahk'*) [Fr.]. A white French wine, often with a bitter-sweet, resinous flavor.

Bartholin, Canal of. See *Duct. B., Duct of.*

Bartholin, B., Foramen of. See *Foramina, Tab' of.*

B., Glands of. See *Gland.*

Bartholinitis (*bar-tho-lin-i'-tis*) [*Bartholin*, a Danish

physician; *τις*, inflammation]. Inflammation of the vulvo-vaginal gland.

Bartisch's Operation. See *Operations, Tabl. of.*

Bartlett's Apparatus. A splint or dressing for fracture of the clavicle with dislocation.

Barton's Bandage. See *Bandage. B. Fracture.* See *Fracture and Diseases, Table of.* **B. Handkerchief**, a form of temporary dressing for a wound. See *Handkerchief Dressing. B. Operations.* See *Operations, Table of.*

Baruria (*bar-ul'-re-ah*) [*βάρως*, heavy; *οὔρον*, urine]. Abnormally high specific gravity of the urine; also the condition of the body associated therewith.

Barwell's Apparatus. An apparatus for the treatment of talipes by means of continuous traction on the foot.

B. Operations. See *Operations, Table of.*

Barwood Red. See *Pigments, Conspectus of.*

Baryacoia (*bar-e-ak-oi'-ah*). See *Baryecoia.*

Baryecoia (*bar-e-ak-oi'-ah*) [*βαρρηκοια*, hardness of hearing]. Hardness of hearing; partial deafness.

Baryencephalia (*bar-e-en-sef-a'-le-ah*) [*βάρως*, heavy; *ἐγκέφαλος*, brain]. Dulness of intellect.

Baryglossia (*bar-e-glos'-e-ah*) [*βάρως*, heavy; *γλῶσσα*, a tongue]. Thick, slow utterance.

Barylalia (*bar-e-lat'-le-ah*) [*βάρως*, heavy; *ῥαλίᾱ*, speech]. Thickness and dulness of speech; baryphonia.

Barymastia (*bar-e-mas'-te-ah*) [*βάρως*, heavy; *μαστός*, breast]. Same as *Barymazia.*

Barymazia (*bar-e-mas'-ze-ah*) [*βάρως*, heavy; *μαστός*, breast]. Heaviness or large size of the mamme.

Baryodmia (*bar-e-od'-me-ah*) [*βάρως*, heavy; *ὀσμή*, odor]. A heavy, disagreeable odor; also a subjective sensation as of a disagreeable smell.

Baryodynia (*bar-e-o-din'-e-ah*) [*βάρως*, heavy; *ὀδύνη*, pain]. Severe pain.

Baryphonia (*bar-e-fó'-ne-ah*) [*βάρως*, heavy; *φωνή*, a voice]. A difficulty of speech.

Baryphonic (*bar-e-fon'-ik*) [*βάρως*, heavy; *φωνή*, voice]. Affected with baryphonia.

Barysomatia (*bar-e-so-ma'-she-ah*) [*βάρως*, heavy; *σῶμα*, body]. Excess in the weight of the body.

Baryta, or **Barytes** (*bar-i'-tah*, or *bar-i'-tes*) [*βάρως*, heavy]. Oxid of barium. See *Barium. B. Green*. Same as *Manganese Green.*

Barythymia (*bar-e-thim'-e-ah*) [*βάρως*, heavy; *θυμός*, mind]. A melancholy, gloomy, or sullen state of mind.

Basaal (*ba'-sa-al*) [Malay]. An East Indian tree, *Embellia basal*; its fruit is a vermifuge; its leaves are soothing and demulcent. Unof.

Basad (*ba'-sad*) [*βάσις*, a foundation]. Toward the basal aspect.

Basal (*ba'-sal*) [*βάσις*, a foundation]. Pertaining to or located at the base. See *Basilar. B. Ganglia.* See *Ganglion.*

Basanastragala (*bas-an-as-tra'-al-ah*) [*βάσανος*, torture; *ἀστραγάλος*, heel, ankle]. Gout in the heel or ankle.

Basculation (*bas-ku'-al-shuns*) [Fr., *basculer*, to swing]. The movement by which retroversion of the uterus is corrected when the fundus is pressed upward and the cervix drawn downward.

Bascule Movement (*bas'-kul mov'-ment*) [Fr., *bascule*, a swing]. The recoil of the heart in its systolic motion.

Base (*bás*) [*βάσις*, a foundation]. The lower part, as, the base of the brain. In chemistry, an element or radical that combines with an acid to form a salt. The electro-positive molecule or radical of a compound. In dentistry, the plate upon which artificial teeth are held. In pharmacy, the most important part of the prescription.

- In microscopy, the portion of the stand of a microscope upon which it rests. It is important for steadiness. In electro-therapeutics, the part of a battery upon which are fastened the coil-posts and switches. **B.**, for **Artificial Teeth**; in the construction of a base for artificial teeth, a transfer or model of plaster-of-Paris is first obtained. Then a metallic die and counter-die, if the base is to be of metal, are procured, and between these a plate of suitable size and thickness is swaged. See *Metallic Base* and *Vulcanite Base*. **B.**, **Organic**, a term including a large number of organic compounds, especially nitrogen compounds, which, like ammonium, unite with acids to form salts. They are commonly called *alkaloids*.
- Base-ball Pitcher's Arm**, a peculiar condition of the arm arising from over-use, characterized by loss of strength, tenderness, neuralgic pains, and inflammation and hypertrophy of the bone.
- Basecephysis** (*bas-ek'-fiz-is*) [*βάσις*, a base, a foot; *ἔκφυσις*, a growing out, a shoot]. In biology, a branch springing from the basal joint, as in the limbs of crustacea. Synonyms *Exognathite*, *Exopodite*.
- Basedow's Disease**. An exophthalmic bronchocele; called also, Exophthalmic Goiter, and Graves' Disease. See *Goiter and Diseases*, *Table of*.
- Basement** (*bas'-ment*) [Fr., *bassement*]. The fundamental portion. **B. Membrane**. See *Membrane*. **B. Tissue**. See *Tissue*.
- Bas Fond** (*bah fɔn'fɔ̃*) [Fr.]. The floor of the urinary bladder.
- Basham's Mixture**. *Mistura ferri et ammonii acetatis*. **B. Test**. See *Tests*, *Table of*.
- Basial** (*bas'-se-al*) [*βάσις*, a foundation]. Relating to a base, as to the basion.
- Basi-alveolar** (*ba-se-al-ve'-o-lar*) [*βάσις*, foundation; *άλveολος*, a little trough]. Relating to the basion and the alveolar point.
- Basiarachnitis** (*ba-se-ar-ak-ni'-tis*) [*βάσις*, foundation; *ἀραχνίτις*, a spider; *ίτις*, inflammation]. Inflammation of that part of the arachnoid that corresponds to the base of the skull.
- Basiator** (*ba-se-al'-tor*) [*basiare*, to kiss]. The orbicularis oris muscle. See *Muscles*, *Table of*.
- Basibracteolate** (*ba-se-brak'-te-o-lat*) [*basis*, a base; *bractea*, a little bract]. In biology, having the base surrounded by bracts, as the dandelion.
- Basibranchial** (*ba-se-brang'-ke-al*) [*basis*, a base; *branchia*, gills]. In biology, applied to the one or more skeletal pieces forming the base of gills or branchiae.
- Basic** (*ba'-sik*) [*βάσις*, a foundation]. Having properties the opposite of those of acids. An acid capable of uniting with a single monad atom or radical is called *monobasic*. One that will unite with two monad or one dyad atom or radical, etc., is said to be *dibasic*. This measure of the power of an acid is called its *basicity*. **B. Blue**. Same as *Spirit Blue*.
- Basicerite** (*bas-is'-er-it*) [*βάσις*, base; *κίραξ*, horn]. The second joint of the antenna in a crustacean.
- Basicity** (*bas-is'-it-ē*) [*βάσις*, foundation]. 1. The quality of being basic. 2. The combining power of an acid.
- Basicranial** (*ba-se-kra'-ne-al*) [*βάσις*, foundation; *κρανίον*, the skull]. Relating to the base of the skull. **B. Axis**, a line running from a point midway between the occipital condyles through the median plane to the junction of the ethmoid and presphenoid.
- Basidigital** (*ba-se-dij'-it-al*) [*basis*, foundation; *digitus*, a finger]. Pertaining to the bases of the digits. **B. Bone**, any metacarpal, or metatarsal bone.
- Basidiogenetic** (*ba-id-e-o-jen'-it-ik*) [*basidium*, a spore-producing cell; *γενεσις*, origin]. In biology, produced on a basidium.
- Basidiospore** (*bas-id'-e-o-spōr*) [*basidium*, a spore-producing cell; *σπόριον*, seed]. One of the spores produced upon a basidium.
- Basidium** (*bas-id'-e-um*) [dim. of *βάσις*, a base; *πλ.*, *Basidia*]. In biology, a large cell in the higher fungi, borne on the hymenium and producing spores at its free end.
- Basifacial** (*bas-e-fa'-shal*) [*basis*, foundation; *facies*, face]. Pertaining to the lower portion of the face. **B. Axis**, in craniometry, a line from the anterior point of the premaxilla to the anterior point of the basirranial axis.
- Basifixed** (*ba'-se-fikst*) [*basis*, base; *fixus*, fixed]. In biology, attached by the base.
- Basifugal** (*bas-ij'-u-gal*) [*basis*, a base; *fugere*, to flee]. In biology, derived from, or proceeding away from the base; acropetal; centrifugal.
- Basiginium** (*bas-ij-in'-e-um*) [*βάσις*, a base; *γυνή*, a female; *πλ.*, *Basiginia*]. See *Gynophore*.
- Basihyal** (*bas-e-hi'-al*) [*basis*, base; *ὑαίδηξ*, shaped like the letter u-shilōn]. Either one of the two bones, one on each side, that form the principal part of the body of the hyoid arch.
- Basihyoid** (*bas-e-hi'-oid*). See *Basihyal*.
- Basil** (*ba'-sil*) [*βασιλικός*, royal]. A kind of mint, *Ocimum basilicum*; aromatic and carminative. The name is given to other related plants. Unof.
- Basilad** (*bas'-il-ad*) [*βάσις*, foundation]. Toward or to the base or basilar aspect.
- Basilar** (*bas'-il-ar*) [*βάσις*, base]. Pertaining to the base, usually of the skull. **B. Artery**, the artery extending between the borders of the Pons Varolii; through its branches it supplies the substance of the pons. See *Arteries*, *Table of*. **B. Aspect**, the view of the head looking toward the base of the skull. **B. Membrane**, a membranous division-wall separating the scala vestibuli from the scala tympani, extending from the base to the apex of the cochlea, and supporting the organ of Corti. **B. Process**, a strong quadrilateral plate of bone in front of the foramen magnum. **B. Suture**, the suture formed by the junction of the basilar surface of the occipital bone with the posterior surface of the body of the sphenoid.
- Basilary** (*bas'-il-a-ry*). See *Basilar*.
- Basilateral** (*bas-e-lat'-er-al*) [*basis*, base; *latus*, side]. Both basilar and lateral.
- Basilen** (*bas'-il-en*) [*basis*, base]. Belonging to the basilar portion in itself.
- Basilic** (*bas-il'-ik*) [*basilicus*; *βασιλικός*, royal]. Any structure or medicine of importance (obsolescent). **B. Vein**, a large vein of the arm on the inner side of the biceps. See *Vein*.
- Basilicon Ointment** (*bas-il'-ik-on oint'-ment*). An ointment composed of yellow wax, yellow resin, and Burgundy pitch aa ʒ i lb., olive oil fl. ʒ xvj, to which, when melted, turpentine ʒ ij are added. It is called also the "four drug" ointment. There are several other ointments bearing this name. See *Resina*.
- Basilobregmatic** (*bas-il-o-breg-mat'-ik*) [*βάσις*, foundation; *σπιγυα*, the sinciput]. Pertaining to the base of the skull and the bregma.
- Basilo-mental** (*bas-il-o-men'-tal*) [*basis*, base; *mentum*, the chin]. Pertaining to the base of the skull and to the chin.
- Basil-thyme** (*ba'-sil-tim*) [*βασιλικόν*, royal; *θύμον*, thyme]. A European species of mint, *Calamintha acinos*; aromatic and calmative. Unof.
- Basilylisis** (*bas-il'-is-is*) [*βάσις*, base; *λύσις*, a loosening]. The breaking up of the fetal skull in craniotomy.
- Basilyst** (*bas'-il-ist*) [*βάσις*, a base; *λύσις*, a loosening]. An instrument for use in craniotomy, designed

to perforate the cranial vault and break up the base of the skull.

Basin (*ba'-sin*) [ME., *basin*]. 1. The third ventricle of the brain. 2. The pelvis. **B.-Trap.** A trap or seat in the outlet of the basin of a water-closet, placed there to prevent the entrance into the apartment of noxious and offensive vapors and gases.

Basinasal (*bas-e-nal'-sal*) [*basis*, base; *nasus*, the nose]. Relating to the basion and the nasion.

Basinerved (*bas'-in-er-ved*) [*basis*, a base; *nervus*, nerve]. In biology, applied to a leaf having all the veins or nerves springing from the base.

Basi-occipital (*bas-e-ok-sip'-it-al*) [*basis*, base; *occiput*, the back of the head]. A bone, separate in many of the lower vertebrate animals, forming the central axis of the skull. In adult human life, it is the basilar process of the occipital bone.

Basiocestrum (*bas-e-o-ses'-trum*) [*basis*, base; *κίστρον*, a point]. A perforator for use in opening the fetal head in craniotomy.

Basio-glossus (*bas-e-o-glos'-us*) [*basis*, base; *γλῶσσα*, the tongue]. That part of the hyoglossus muscle that is attached to the base of the hyoid bone.

Basion (*ba'-se-on*) [*basis*, base]. In biology, a point of measurement in craniometry, located at the middle of the anterior margin of the foramen magnum. See *Craniometric Points*.

Basiophthalmite (*bas-e-off-thal'-mit*) [*basis*, a base; *ὀφθαλμός*, eye]. In biology, the basal joint of the eye-stalk in a stalk-eyed crustacean.

Basiotic (*bas-e-ot'-ik*) [*basis*, base; *οἶς*, ear]. Relating to the base of the ear.

Basiotribe (*bas'-e-o-trib*) [*basis*, base; *τριβεῖν*, to grind or crush]. An instrument used in craniotomy for perforating or crushing the fetal head.

Basiotripsy (*bas-e-ot'-rip-se*) [*basis*, base; *τριβεῖν*, to grind or crush]. The operation of crushing the fetal head.

Basipetal (*bas-ip'-it-al*) [*basis*, a base; *petere*, to seek]. In biology, applied to growth in plants from the apex toward the base.

Basipodite (*bas-ip'-o-dit*) [*basis*, base; *ποῖς* (*ποδ*), foot]. The basal joint of an arthropod limb, or the joint between the first and third.

Basipterygial (*bas-ip-ter-ij'-e-al*) [*basis*, a base; *περίπτερον*, a little wing, a fin]. At the base of the fin.

Basipterygoid (*bas-ip-ter-ig-oid*) [*basis*, base; *περίπτερον*, a little wing]. Relating to the base of the alisphenoid bone.

Basirostral (*bas-e-ros'-tral*) [*basis*, a base; *rostrum*, a beak]. In biology, having to do with the base of a bird's beak.

Basirrhinal (*bas-ir-i'-nal*) [*basis*, base; *ῥίς*, nose]. Relating to the base of the brain and to the nose. Applied to a cerebral fissure located at the base of the olfactory lobe.

Basis (*bi'-sis*) [*basis*, base]. Base, *q. v.* The Latin form is used to designate the lower or fundamental part of any organ, as *B. cerebri*, *B. cordis*, etc.

Basiscopic (*bas-is-ko-p'-ic*) [*basis*, base; *σκοπεῖν*, to see]. Looking toward or on the side of the base.

Basi-sphenoid (*bas-e-sfi'-noid*) [*basis*, base; *σφῆν*, wedge; *εἶδος*, form]. The lower part of the sphenoid bone.

Basisylian (*bas-e-sil'-ve-an*) [*basis*, base; *Sylvius*, an anatomist]. Applied by Wilder to the transverse basilar portion or stem of the Sylvian fissure. See *Fissure, Table* (and *Diagram*).

Basitemporal (*bas-e-tem'-po-ral*) [*basis*, base; *tempora*, the temples]. Relating to the base or lower part of the temporal bone.

Basivertebral (*bas-e-ver'-te-bral*) [*basis*, base; *verte-*

bra, a joint]. Relating to the basis or centrum of a vertebra.

Basophile (*bas'-o-fil*). See *Basophilous*.

Basophilic (*bas-o-fil'-ie*) [*βάσις*, base; *φιλεῖν*, to love]. Combining readily with bases; stainable by means of basic dyes.

Basophilous (*bas-off'-il-us*) [*βάσις*, base; *φιλεῖν*, to love]. Stained by basic rather than by acid dyes (applied to certain cells and tissue-elements).

Bassalia (*bas-a'-le-ah*) [*βάσσων-βάθρῳ*, very deep; *ἄσ*, an assemblage]. In biology, a deep-sea realm distinguished by a characteristic fauna.

Bass-deafness (*bas-deff'-nes*) [OF., *basse*, low; ME., *deffen*]. Deafness to certain bass-notes, the perception of the higher notes being retained.

Bassia (*bas'-e-ah*) [*Bassi*, an Italian botanist]. A genus of E. Indian and African sapotaceous trees. The malua, *B. latifolia*, is cultivated in India for its edible flowers, which afford on distillation an alcoholic drink. *B. longifolia* and *B. butyracea* afford a sort of vegetable butter. The bark and leaves of these three species are used in rheumatism. Unof.

Bassini's Operation. See *Operations, Table of*.

Bassora Gum (*bas'-o-rak-gum*). An inferior gum, much used in adulterating tragacanth.

Bassorin (*bas'-o-rin*) [*Bassora*, an Asiatic city; $C_6H_{10}O_5$, or $2C_6H_{10}O_5$]. A tasteless, odorless vegetable mucilage, insoluble in cold water, but rendered soluble by alkalis; it is found in gum tragacanth (of Bassora) and in cherry and plum gums. See *Carbohydrates, Table of*.

Bast (*bast*) [AS., *bast*, a lime-tree]. The inner bark of exogenous plants. The fibrous parts of the bark are used in making cordage, and have a limited use in surgery.

Bastard (*bas'-tard*) [*bastardus*, a bastard]. 1. Illegitimate. 2. In biology, having the appearance of being genuine.

Bastards (*bas'-tardz*) [*bastardus*, a bastard]. The name given to an impure sugar procured by concentrating molasses and allowing it to crystallize slowly in moulds.

Bastelaer's Test. See *Tests, Table of*.

Bastose (*bas'-tos*) [AS., *bast*, a lime-tree]. A combination of cellulose and lignin, comprising a complete bundle of fibers, as in jute, or merely a covering upon the unaltered cellulose.

Basyl (*ba'-sil*) [*basis*, base; *ἕτη*, principle]. The electro-positive constituent of any compound.

Bat (*bat*) [ME., *bat*]. An instrument of great delicacy employed by Dr. Marshall Hall for the detection of minute air-currents issuing from the lungs of those apparently dead.

Bateman's Drops. The *tinctura pectoralis*, N. F.; a weak tincture of opium, camphor, and catechu; a popular remedy in coughs.

Bates's Operation. See *Operations, Table of*.

Bath (*batb*) [AS., *batb*, a bath]. A bathing place or room. The medium in which the body is wholly or partly immersed. As therapeutic agents, baths are classified according as water, vapor, air, etc., is used; according to the temperature, as hot, temperate, cold, etc.; according to the end desired, as nutritional, medicinal, stimulant, etc. Special forms of bath are the moor, peat, mud-slime, pine-leaf, herb (hay, gentian, camomile, juniper, marjoram, etc.), urine, sand, tan, bran, malt, glue, soup, milk, whey, blood, wine, guano, starch, soap, acid, iron, sulphur, carbonic acid, compressed air, mustard, electric, etc. **B. Acid**, add $\text{r} \frac{1}{2}$ ounces of nitric acid and 1 to 3 ounces of HCl to 30 gallons of warm water in a wooden or earthenware vessel, and immerse the patient in this for about 10 to

20 minutes. For a foot-bath, add 1/2 ounce of nitric acid and 1 ounce of HCl to 4 gallons of warm water. This is said to be useful in cases of dyspepsia with sluggish liver and constipation. **B., Air**, a bath in which but little water is employed, the body being exposed freely to the air. It is employed in those cases in which there is a tendency to catch cold from undue facility to perspire. **B., Alcohol**, one in dilute alcohol, used to reduce temperature in fever. **B., Alkaline**, add 3 ounces of potassium carbonate, or 6 of sodium carbonate, to 25 or 30 gallons of hot water. It is used in chronic squamous skin diseases, chronic rheumatism, and lithemia. It should be taken in a wooden, earthenware, or enamelled bath. **B., Arsenical**, baths at a temperature of from 60° to 67° F., containing a small quantity of arsenic. They are used occasionally in the treatment of rheumatoid arthritis. **B., Blanket**, a method employed in chronic nephritis to stimulate the diaphoretic action of the skin. The patient is placed in bed and closely wrapped in blankets, a hot poultice being applied at the same time to the loins, and renewed as often as it becomes cool. **B., Blood**, one consisting of the blood of an animal, freshly shed. **B., Bog**, a bath formed by mixing bog-earth (generated by the decomposition of plants in the presence of water and found at iron and sulphur springs) with warm water to form a pulpy or mushy consistence. This is used as a mud bath. **B., Borax**, borax, 4 ounces; glycerin, three ounces; water, thirty gallons. It is used in the same class of cases as the bran bath. **B., Bran**, boil one pound of bran in one gallon of water, strain, and add thirty gallons of water. This is a soothing and emollient bath, and is of service in squamous and irritable conditions of the skin. **B., Brand**; Cold bath. The tub is filled with water of 68°. The patient is given a stimulant of one-half to two ounces of brandy, the face and chest are laved with ice-water, and then he is gently placed in the water. The attendants should gently pass the flattened out-stretched hands over successive parts of the body to dilate the superficial cutaneous vessels. Remove the patient as soon as the teeth begin to chatter, or if cyanosis of the lips or face appears. Usually the bath should be continued fifteen minutes. Then the patient is laid wet on a sheet and quickly wrapped from head to foot, then dried in five minutes and hot water applied to the feet. See *Treatment, Methods of*. **B., Chemical**, in chemistry, an apparatus for regulating the temperature of chemical processes by surrounding the substance with water, sand, oil, or mercury, through which the heat is communicated. **B., Cold**. See *B., Brand*. **B., Corrosive-sublimate**, made by adding mercuric chlorid three drams, and HCl one dram, to 30 gallons of water. It is sometimes of service in secondary syphilis and in certain skin-diseases. **B., Creasote**, composed of creasote three drams, glycerin four ounces, and water 30 gallons. It is used in squamous skin diseases. **B., Electro-therapeutic**, a bath furnished with suitable electrodes and used in the application of electricity for curative purposes. **B., Foot**, a bath for the feet only. This is used as a derivative agent in cases of cold, etc. **B., Full**, this consists of a tub about two-thirds full of water, the duration and temperature being adapted to the purpose in view. The patient's body may be entirely covered by water, so that his chin just clears it. **B., Gelatin**, dissolve one pound of common glue in hot water, and add the solution to the plain bath, or to the bran bath, and use in the same class of cases as the latter. **B., Graduated Full**, a modification of the Brand bath.

The tub is filled with sufficient warm water to cover two-thirds of the recumbent body. The patient is then laid in and the temperature gradually lowered by the addition of cold or ice-water, while warm water is being removed. Friction is practised, as in the Brand bath. This bath lasts half an hour, and the water should be reduced to 68° as rapidly as possible. **B., Half**, the patient is seated in a tub containing eight or ten inches of water of a temperature suited to the case. A wet towel is tied around the head, and the bath water is poured and dashed over the back, head, and shoulders with the attendant's right hand, while friction is practised with the left, and the patient does the same on the anterior portion of the body. The temperature of the water may be lowered if a more decided impression is desired. The bath is continued for from five to twenty minutes with active friction. It is indicated in all fevers involving a depressed nervous system, as shown by ataxia, delirium, or coma. **B., Herb**, made by using the extract of pine-needles, or of some aromatic herbs. The bath is used as a tonic. **B., Hip**. See *B., Sitz*. **B., Hot**, the temperature ranges from 104° to 110° F. It acts upon the skin, producing free perspiration, and accelerates the pulse and respiration. **B., Hot-air**; Turkish bath; the patient is placed in a box (French method), his head being outside, and the box is filled with hot air furnished by a lamp. In the ordinary Turkish bath the patient is compelled to inhale the air within a closed compartment. Hot-air baths can be borne of a much higher temperature than vapor baths. They provoke more profuse sweating, and raise the temperature of the body to a greater extent. They are useful as a diaphoretic, and in catarrhal, neuralgic, and rheumatic conditions. They are contraindicated, as is also the vapor bath, in fatty degeneration of the heart. **B., Iron**, half an ounce of sulphate of iron to four gallons of water. Use in an earthenware or wooden vessel. This is valuable for strumous or rachitic children. **B., Medicated**, a bath in which medicinal substances, as mineral salt, sulphur, etc., are dissolved or held in suspension. **B., Mercurial**, for the treatment of syphilis. Calomel, 20 to 60 grains, or a mixture of 15 grains of calomel and 20 grains of cinnabar are fused over a water bath. The patient is stripped and enveloped in one or more blankets, or a mackintosh or India-rubber blanket lined with flannel. The lamp and mercury are placed under his chair, and the former lighted. In a few minutes perspiration is induced and the sublimed calomel is deposited upon the body. Twenty to thirty minutes are sufficient for a bath, after which the patient is allowed to cool off slowly. This is best taken before retiring. **B., Milk**, a bath in milk, for nutritive purposes. **B., Moor**, a bath in water mixed with the earth of moors. **B., Mud**, a bath prepared by mixing well-seasoned earth, containing more or less mineral matter, with water containing the same substances. The body is surrounded with this mixture at various temperatures from 60° to 100°. The patient is then rinsed with warm water. This is of value in some uterine diseases, and in obstinate rheumatism. **B., Mustard**, made by enclosing two to four ounces of ordinary mustard in a piece of muslin or thin linen and hanging it in about four gallons of hot water until the latter becomes yellow. It is used as a general bath for infants in collapse, convulsions, or severe bronchitis, the child being left in until the skin becomes distinctly reddened. It is also used as a foot or sitz-bath in amenorrhœa. **B., Pack**, or **Sheet**, one in which the body is wrapped in cloths. **B., Permanent**. See *B., Warm*. **B., Pine**, prepared by adding a decoction

of pine-needles, or some pine extract, to hot water. It is mildly stimulating, and is employed in hysteria, gout, and rheumatism. **B., Rain**, consists of from four to six three-fourths circles of pipes secured together at a distance of two to three inches. Each pipe has three lines of fine perforations, from which the stream issues under pressure, striking the body of the patient at all points with considerable force. This may be used as a substitute for the dripping sheet. **B., Russian**, one in which the air of the room is saturated with steam by throwing water upon heated mineral or metallic substances, after which the bather is rubbed down, finishing with a cold douche. See *B., Vapor*. **B., Sand**, the body of the patient is surrounded in a tub with a layer of dry, warm sand that has been naturally or artificially heated, the temperature ranging from 95° to 120°. The duration of the bath is from one to one and a half hours. The head is wrapped in a wet towel and permitted to lie outside of the sand. The after-treatment is the same as that after a hot-air bath. This is of value as an emollient procedure. In chemistry, the immersion of a crucible, etc., containing a chemie compound in a vessel containing fine sand, the latter being heated gradually to a high temperature. **B., Sea-water**, more stimulating and tonic in its effects than fresh water. It may be given cold, tepid, or hot. It may be made away from the seashore by dissolving bay-salt or rock-salt in fresh water, four to nine pounds of salt to 30 gallons of water. It is useful in convalescence, chlorosis, and struonous diseases. **B., Sheet**, the application of cold water to the body through the medium of a sheet or towel of fine or coarse texture, placed upon the skin. The patient is wrapped in a linen sheet, wrung not quite dry out of water at a temperature of from 65° to 70°. A rubber cloth and a blanket are spread over the bed to protect it. As the sheet dries small quantities of water are poured with one hand from a vessel or sponge upon a limited part of the body, beginning with the chest. With the other extended hand rapid passes are made over this spot until it becomes a little warmer. Successive parts of the body are thus treated except the forcarms, hands, feet, and legs. The patient is then dried and made comfortable. This is applicable in all febrile affections with high temperatures, except in chest or abdominal diseases. **B., Shower**, a familiar form of the douche. The water is delivered from a nozzle with numerous perforations, that may be attached to a hose, striking the body in a divided stream. **B., Sitz**, the patient sits in the tub with the feet outside upon a raised surface and blanket, so that the popliteal spaces are not encroached upon by the edge of the tub. The water should reach the umbilicus. It is useful in obstinate diarrhea, menorrhagia, subinvolution of the uterus, and pelvic inflammations. **B., Slime**, a bath in water mixed with the slimy deposit of organic matter found in rivers or ponds. **B., Sponge**, one in which the patient's body is rubbed with a sponge and water. It is used to reduce temperature. **B., Starch**, starch, one pound; water, 30 gallons. This is used as the bran bath. **B., Sulphur**, potassium sulphid four to eight ounces in 30 gallons of water; a little sulphuric acid may be added. It is used in certain skin diseases, scabies, lead colic, and lead palsy. **B., Sulphurous-acid**, a means of applying the fumes of burning sulphur to the body. The patient is seated on a cane-bottomed chair, and a blanket or oil-cloth is thrown round him, the head remaining uncovered. On the floor beneath the chair is a pan containing a little water, and in this is placed a smaller vessel containing small pieces of sulphur. A little spirit of

wine is poured over this, and ignited, and sulphurous-acid gas is evolved. **B., Sun**, the therapeutic exposure of the naked body to the sun's rays. **B., Surprise**, an ancient and obsolete form of bath for insane and hysterical patients, who were unexpectedly plunged into cold water. **B., Tepid**, the temperature of the water ranges from 85° to 95° F. It acts mainly upon the skin as a sedative, cleansing, and detergent agent; the pulse, respiration, excretion, secretion, and temperature are practically unaffected. **B., Turkish**, one in which the bather is placed successively in rooms of higher temperature, then shampooed or rubbed, and finally stimulated by a douche of cold water. See *Bath, Hot-air*. **B., Vapor**; Russian bath; this may be given, as the Turkish bath, in a box, by permitting steam from a pipe to permeate it, providing for its escape, or the patient may inhale the vapor within a closed compartment, the whole surface being at the same time exposed to its influence. A higher temperature can be borne than in the hot-water bath, though for a shorter time. It is useful to provoke profuse perspiration. It should be followed by brisk frictions. **B., Warm**, the tub is filled with water at any temperature near that of the body, say 90° to 104°. The patient lies quietly in it, and obtains the effect of warmth, moisture, and water-pressure. It is used to calm the nervous system, produce sleep, and allay reflex instability. The *continuous warm bath*, called by Hebra the *permanent bath*, is made by suspending a sheet in the tub as a hammock. The patient lies upon this surrounded by water that is kept at an equable temperature (warm) by a proper arrangement of in-and-out-flow. It is used in the treatment of extensive burns and wounds. **B., Water**, a bath of water. It may be cold (60°-75°) or tepid (85°-95°), or hot. In chemistry, a bath of water for immersing vessels containing substances that must not be heated above the boiling-point of water. See *B., Mud*; *B., Sand*; *B., Sun*.

Bathmic (*bath'-mik*) [*βαθμός*, a threshold]. Relating to bathmism.

Bathmis (*bath'-mis*). See *Bathmos*.

Bathmism (*bath'-mizm*) [*βαθμός*, a threshold]. That supposed modification of chemical force which is active in the processes of nutrition.

Bathmos (*bath'-mos*) [*βαθμός*, *βαθμός*, a little fossa]. A shallow depression or fosset.

Bathwort (*bath'-wort*) [Corruption of *birthwort*]. The plant *Trillium erectum*; also *T. pendulum*; esteemed in domestic practice as deobstruent. Unof.

Bathybius (*bath'-ib'-e-us*) [*βαθός*, deep; *βίος*, life]. A name applied by Huxley to a sticky form of deep-sea ooze, formerly supposed by him to be a widely-extending sheet of living, primitive protoplasm.

Bathycentesis (*bath'-e-sen-te'-sis*) [*βαθός*, deep; *κέντησις*, puncture]. A deep surgical puncture; deep acupuncture.

Bathystixis (*bath'-stiks'-is*) [*βαθός*, deep; *στίξις*, puncture]. Deep acupuncture.

Batiator (*bat'-e-a'-tor*). See *Veronica nigritiana*.

Batoir (*bat'-e-ar'*) [Fr., beater]. See *Perceptor*.

Batophobia (*bat'-o-fó'-be-ahs*) [*βατός*, a height; *φόβος*, fear]. 1. Acrophobia; dread of being at a great height. 2. Dread of high objects; fear of passing near a high building, or of going through a deep valley.

Batrachoid (*bat'-rak-oid*) [*βατραχός*, a frog; *είδος*, form]. Frog-like.

Batrachophagous (*bat'-rak-off'-ag-us*) [*βατραχός*, a frog; *φαγέω*, to eat]. In biology, frog-eating.

Batrachophobia (*bat'-rak-o-fó'-be-ahs*) [*βατραχός*, a frog; *φόβος*, fear]. Morbid dread of toads and frogs.

Batrachoplasty (*bat'-rak-o-plas-te*) [*βατραχίον*, a frog; *ρανούλα*, to mold]. Plastic surgical operation for the cure of ranula.

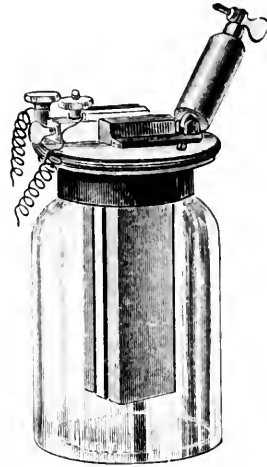
Batrachostomous (*bat'-rak-ost'-to-mus*) [*βατραχίον*, a frog; *στόμα*, mouth]. In biology, frog-mouthed.

Batrachus (*bat'-rak-us*) [*βατραχίον*, a frog]. Ranula.

Battalism (*bat'-al-izm*). See *Battarism*.

Battarism (*bat'-ar-izm*) [*βατταρισμός*, a stuttering]. Stuttering or stammering.

Battery (*bat'-er-ee*) [*batteria*, a beating; battery]. A series of two or more pieces of apparatus arranged to produce increased or multiple effect, as battery of boilers, prisms, lenses, galvanic cells. Usually applied to a series of cells producing electricity (voltaic or galvanic battery); also, frequently to a single cell. **B.**, **Primary**, the combination of a number of primary cells so as to form a single battery. **B.**, **Secondary**, the combination of a number of storage cells to form a single electric source. The following table shows the materials used in the more important batteries, and the electro-motive force (E. M. F.) in volts. Storage or secondary batteries are not included in the table. The common form of these is a series of lead plates carrying masses of lead oxid.



GRENET CELL FOR THERAPEUTIC APPARATUS.

NAMES, ELEMENTS, FLUIDS, ETC., OF THE PRINCIPAL BATTERIES.

NAME OF CELL.	POSITIVE ELEMENT.	NEGATIVE ELEMENT.	EXCITING AGENT.	DEPOLARIZING AGENT.	E. M. F. IN VOLTS.
Bunsen.	Zinc.	Carbon.	Sulphuric acid, dilute.	Nitric acid.	1.75 to 1.96
Beetz.	Zinc.	Copper.	Zinc sulphate in plaster of Paris.	Copper sulphate, in plaster of Paris.	1.04
Callaud.	Zinc.	Copper.	Solution of zinc sulphate.	Cupric sulphate.	1.0 to 1.14
Daniel.	Zinc.	Copper.	Zinc sulphate.	Cupric sulphate.	1. to 1.14
Edison-Lalande.	Zinc.	Cupric oxid and carbon.	Potassium hydroxid.	Cupric oxid.	0.75
Fuller.	Zinc.	Carbon.	Zinc chlorid.	Potassium dichromate and hydrochloric acid.	1.5
Gravity. See <i>Call aud</i> .					
Gaiffe.	Zinc.	Silver.	Zinc chlorid.	Silver chlorid.	1.02
Grenet.	Zinc.	Carbon.	Sulphuric acid and potassium dichromate.	Chromic acid.	2.0
Grove.	Zinc.	Platinum.	Sulphuric acid, dilute.	Nitric acid.	1.94 to 1.97
Latimer Clark.	Zinc.	Mercury.	Mercuric sulphate.	Mercuric sulphate.	1.436
Leclanché.	Zinc.	Carbon.	Ammonium chlorid.	Manganese dioxid.	1.42
Lelande Chaperone	Zinc.	Copper or iron.	Potassium hydroxid.	Cupric oxid	0.98
Maische.	Zinc scraps in a bath of mercury.	Platinized carbon.	Common salt solution.	None separate.	1.25
Marié Davy.	Zinc.	Carbon.	Sulphuric acid, dilute.	Mercuric sulphate.	1.52
Maynooth.	Zinc.	Iron.	Sulphuric acid, dilute.	Nitric acid (strong).	
Niaudet.	Zinc.	Carbon.	Common salt solution.	Chlorated lime.	1.63
Poggendorf.	Zinc.	Carbon.	Potassium dichromate and sulphuric acid.	Chromic acid.	1.98
Schanschiff.	Zinc.	Carbon.	Mercurial solution.	None separate.	1.56
Scrivanoff.	Zinc.	Silver.	Potassium hydroxid.	Silver chlorid.	1.5
Smee.	Zinc.	Platinized silver.	Sulphuric acid, dilute.	None.	0.5 to 1.0
Walker.	Zinc.	Platinized carbon.	Sulphuric acid, dilute.	None.	0.66
Warren de la Rue.	Zinc.	Silver.	Ammonium chlorid.	Silver chlorid.	1.05

Battey's Operation. See *Operations, Table of*.

Battledore (*bat'-l-dor*) [ME., *batyldore*]. An instrument shaped like a racket. **B. Hands.** See *Acromegaly*. **B. Placenta**, one in which there is a marginal insertion of the cord.

Battology (*bat-ol'-o-je*) [*βαττολογία*, a vain repetition]. The idle or meaningless repetition of words.

Baudelocque's Diameter. In obstetrics, the external conjugate diameter of the pelvis. **B. Method.** See *Treatment, Methods of*.

Bauden's Apparatus. See *Sentin's Apparatus*. **B. Law.** See *Law*. **B. Operations.** See *Operations, Table of*.

Bauer's Apparatus, an apparatus for extending the leg in hip-disease. The extension may be varied by means of a rack-and-pinion arrangement.

Bauhin, Valve of. The ileo-cecal valve.

Bauhin's Glands. See *Gland*.

Baum's Operation. See *Operations, Table of*.

Baunscheidt's Method. See *Treatment, Methods of*.

Baunscheidtism (*baun'-shit-izm*). [Named from *Baunscheidt*, the inventor]. A mode of treating rheumatism or other chronic neuralgias by counter-irritation, the latter being produced by pricking the exterior of the part affected with fine needles dipped in oil of mustard, formic acid or other irritant.

Bavarian (*bav-a'-re-an*) [*Bavaria*]. Pertaining to Bavaria. **B. Blue.** See *Pigments, Conspectus of*. **B. Splint**, a variety of immovable dressing in which the plaster is applied between two flannel cloths.

Bay-berry (*bat'-ber-e*) [ME., *bay*; *beriy*]. 1. The berry of the *Laurus nobilis*, bay, or noble laurel. 2. The wax-myrtle, *Myrica cerifera*, and its fruit. See *Myrica*. 3. The pimento, or allspice. **B. Rum** and **B., Oil of.** See *Myrica*. **B. Tree**, the *Laurus nobilis*; also *Prunus laurocerasus*; commonly called the laurel and the cherry laurel. **B. Aqua Laurocerasi.** See *Acid Hydrocyanic, Dilute*.

Baycuru (*bi-koo'-roo*) [native S. A.]. The root of a S. American plant, *Stalix brasiliensis*, one of the most powerful astringents known. It is used for ulcers of the mouth and for glandular enlargements. Dose of the fld. ext., ℥v-xxx. Unof.

Bayer's Test. See *Tests, Table of*.

Baynton's Bandage. See *Bandage*.

Bazin (*bat'-zin*). Synonym of *Molluscum contagiosum*.

Bazin's Disease. See *Diseases, Table of*.

Bdella (*dell'-ah*) [*βδέλλα*, a leech]. A leech. See *Hirudo*.

Bdellotomy (*dell-at'-o-me*). See *Bdellotomy*.

Bdellium (*dell'-e-um*) [Heb., *b'dolach*]. A resinous gum exuding from various species of *Balsamodendron*. **B., Indian**, somewhat valuable as an emmenagogue.

Bdellometer (*dell-om'-et-er*) [*βδέλλα*, a leech; *μετρον*, a measure]. A mechanical substitute for the leech, consisting of cupping glass, scarificator, and exhausting syringe.

Bdellotomy (*dell-at'-o-me*) [*βδέλλα*, a leech; *τομή*, a cut]. The opening with the knife of the body of a leech that is drawing blood; by this means the activity of the leech may be considerably prolonged.

Bdelymia (*dell-ig'-mo-ah*) [*βδέλυμία*, disgust]. Abnormal disgust for food. That which is abhorrent or repulsive.

Beaded Hair. Synonym of *Monilethrix*.

Beads, Rhachitic. "Rhachitic rosary;" the so-called "beading of the ribs" in rickets; a succession of visible and palpable swellings at the points where the ribs join their cartilages.

Beak (*bek*) [ME., *becke*]. 1. The mandibular portion of a forceps. 2. The lower end of the calamus scriptorius. 3. The pad or splenium of the callosum. 4.

In biology, the rostrum, snout, or some corresponding part of an animal. The apex of a bivalve, or the cannular lips of a univalve shell.

Beaker (*be'-ker*) [ME., *biker*]. A wide-mouthed glass vessel much used in chemic laboratories. **B. Cells.** See *Cell*.

Beale's Cold-flowing Fluids. For injecting tissues. (a) *Blue*: Dissolve 0.777 gm. of potassium ferrocyanid in 30 c. c. of glycerin; mix 3.6 c. c. of tinct. ferri chlor. with 30 c. c. of glycerin; add the iron mixture, drop by drop, to the potassium ferrocyanid solution. Then add to this mixture 5.5 c. c. of methylic alcohol, 30 c. c. of alcohol, and 88 c. c. of water, shaking strongly. (b) *Acid Glycerin Fluid*: Dissolve 0.194 gm. of potassium ferrocyanid in 30 c. c. of strong glycerin; to 30 c. c. of strong glycerin add 10 drops of tincture ferri chlor. Add the latter, drop by drop, to the former, with constant shaking. Then add 30 c. c. of water, to which 3 drops of HCl have been added. This fluid flows well and does not exude from the capillaries. (c) *Carmin*: Mix 1 gm. of pulverized carmin with a little water and sufficient ammonia to dissolve the carmin; add 50 c. c. of glycerin and shake well. Then add gradually, with constant shaking, 100 c. c. of glycerin, acidulated with 25 to 30 drops of HCl or acetic acid. Test the fluid with litmus paper, and if not decidedly acid add a few more drops of acid. Then add 25 c. c. of alcohol and 75 c. c. of water. See *Stains, Table of*. **B. Solution**, for staining histologic preparations. It consists of carmin, 1 gm.; ammonia, 3 c. c.; glycerin, 96 c. c.; distilled water, 96 c. c.; alcohol, 95 per cent., 24 c. c. Dissolve the carmin in the ammonia with the aid of heat, boil for a few moments, and allow to cool. After the odor of ammonia has disappeared add the glycerin, water, and alcohol, and filter. If, after standing for some time, the carmin precipitates, add a few more drops of ammonia.

Bean (*bèn*) [ME., *bene*]. The seeds of several plants, mostly *Leguminosæ*, especially that of the common bean, *Faba vulgaris*. In biology, the rounded, white, fleshy, saccular termination of the *ductus ejaculatorius* in the drone bee. **B. of St. Ignatius.** See *Ignatia*. See also *Tonka, Vanilla, Castor oil*, etc.

Bearberry (*bär'-ber-e*). See *Uva ursi*.

Beard (*berd*) [ME., *berde*]. The hair on the lips, cheeks and chin of adult men. On women, a beard is of rare occurrence, and is sometimes accompanied by other characteristics proper to the male sex.

Bearing-down. The feeling of weight or pressure in the pelvis in certain diseases. **B.-d. Pains**, uterine pains in labor. **Bearing-seat**, a variety of the *Apron of Succor*, q. v.

Bear's-foot. Leaf cup. A composite-flowered plant, *Polymnia uvedalia* of N. America. A popular remedy for enlargement of the spleen, or the "ague-cake" of malarious regions. **B. Ext.** Dose gr. ss-j. **B. fld. Ext.** Dose ℥ij-x. **B. Infus.**, ʒj of an ʒj to Oj. Unof.

Beat (*bēt*) [ME., *beten*]. The pulsations of the blood in the arteries, or the impulse of the heart. See *Pulse*.

Beaten Woman's Herb. The European plant, *Tamus communis*; so called from its vulnerary qualities. See *Tamus*.

Beating (*bēt'-ing*). See *Tapotement*.

Beaufils's Operation. See *Operations, Table of*.

Beauperthuy's Method. A method of treating leprosy by bathing with olive oil, the internal administration of mercuric chlorid, abstinence from salted meats and good hygiene.

Bebeerin (*be-be'-rin*). See *Nectandra* and *Barine*.

Bebeeru Bark (*be-be'-ru*). See *Nectandra*.

Beccabunga (*hek-ah-bun-gah*). A plant of Europe, *Veronica beccabunga*, formerly much prized in medicine. See *Veronica*.

Beccaria, Test of. See *Tests, Table of*.

Bêche-de-mer (*hesh'-de-mar*) [Port., *bicho-do-mar*, sea-worm]. The smoked and dried bodies of *Holothuria argus*, a sea slug; valued by the Chinese as a culinary delicacy, and an aphrodisiac. Unof.

Bechesthesis (*hek-es'-thes-is*) [*βήξ*, cough; *αίσθησις*, sensation]. The sensation in the throat or air-passages that prompts one to cough.

Bechic (*hek'-ik*) [*βήχικος*, from *βήξ*, a cough]. A remedy for a cough; an antibecheic.

Bechorthopnea (*hek-orth-op-ne'-ah*) [*βήξ*, cough; *ὄρθος*, straight; *πνεῖν*, to breathe]. Cough associated with orthopnea. A synonym of *Whooping-cough*.

Bechous (*hek'-us*) [*βήξ*, a cough]. Pertaining to or affected with cough.

Bechterew's Nucleus. The accessory auditory nucleus.

Becker's Test. A test for astigmatism, made by means of a set of parallel lines in triplets placed in various meridians.

Beckmann, Method of. A method for the determination of the depression of the freezing-point. A hard glass tube, from 2 to 3 cm. in diameter, with a lateral projection, is filled with from 15 to 20 grams of the solvent (weighed out accurately in centigrams), and closed with a cork in which are placed an accurate thermometer and a stout platinum wire serving as a stirring-rod. The lower part of the tube is attached by means of a cork to a somewhat larger, wider tube, which serves as an air-jacket. The entire apparatus projects into a beaker-glass filled with a freezing-mixture. Cold water will answer for glacial acetic acid and ice-water for benzene. The congealing-point of the solvent is determined by cooling this to from 1° to 2° below its freezing-point; then by agitation with the platinum rod (after addition of platinum dippings) the formation of crystals is induced. The thermometer rises. When the mercury becomes stationary, the reading indicates the freezing-point of the solvent. The mass is allowed to melt and an accurately weighed amount of substance is introduced through the lateral projection. When this has dissolved, the freezing-point is determined as before.

Béclard's Hernia. See *Diseases, Table of*. **B. Operation.** See *Operations, Table of*. **B. Suture.** See *Sutures*.

Becorthopnea (*hek-orth-op-ne'-ah*). See *Bechorthopnea*.

Becquerel's Pills. Pills containing quinin, extract of digitalis and colchicum seeds, for use in gout.

Becuiba (*hek-ee'-bah*) [native Brazilian name]. The tree *Myristica ficuhyba* of Brazil. Its nuts afford a "tallow," or balsam, useful in rheumatism and piles. Unof.

Bed (*bed*) [AS., *bedd*]. The couch or support on which the body may rest in sleep; usually a mattress of straw, hair, or similar substance. **B., Air,** a mattress of rubber or leather that can be inflated with air. **B.-bug** an apterous insect, *Cimex lectularius*, that infests filthy bedsteads, and at times is parasitic upon the human body. See *Cimex*. **B.-case,** a form of hysteria or hypochondriasis in which the patient, without cause, persistently remains in bed. **B.-pan,** a large shallow vessel for receiving the alvine discharges from bedridden patients. **B.-rest,** an apparatus for propping up patients in bed. **B.-ridden,** confined to bed. **B.-sore,** a sore produced on any projecting part of the body by prolonged pressure against the bed, and by nutritive changes in

paralyzed parts. **B., Water,** a rubber mattress containing water; it is used to prevent the formation of bed-sores.

Bedegar, Bedeguar (*bed'-e-gar*) [Ar., Pers., *bādāwar*, a white thorn]. An insect-made gall found on rose-bushes of various species. It is astringent, but is not now used in regular medicine.

Bedlam (*bed'-lam*) [ME., *bedlem*, a corruption of Bethlehem]. A mad-house.

Bedlamism (*bed'-lam-izm*) [see *Bedlam*]. Insanity.

Bedlamite (*bed'-lam-it*) [see *Bedlam*]. A madman; an insane person.

Bednar's Aphthæ. See *Aphthæ*, and *Diseases, Table of*.

Bedouin Itch. A synonym of the vesicular variety of *Lichen tropicus*.

Bee (*bee*) [AS., *be*]. A genus of insects belonging to the *Hymenoptera*, commonly used to designate the common Honey Bee, *Apis mellifica* (q. v.). **B.-bread,** a preparation of pollen with which bees fill certain cells. (The propolis, or hive-resin, is also incorrectly called bee-bread.) **B.-poison,** the irritating secretion discharged through the sting of the bee. See *Formic Acid*.

Beech (*bech*). See *Fagus*.

Beech-drop (*hech'-drop*). See *Cancer Root*.

Beef (*bef*) [ME., *bef*]. The flesh of domestic cattle.

Good beef should be of red color, possess firm texture, and be free from unpleasant smell. Beef consists mainly of water 73, fibrin 15, gelatin 4, albumen, 3, fat and other substances 5 per cent. **B.-extract,** the soluble fibrin of lean meat partly desiccated. **B.-measles.** See *Cysticercus bovis*. **B.-tea,** the soluble extractive matter of beef, made by steeping finely-cut lean beef with its weight of water, and straining.

Beer (*ber*). See *Malt Liquors*. **B.-vinegar.** See *Vinegar*.

Beer's Cataract Knife. A knife with a triangular-shaped blade, for making section of the cornea in the removal of the crystalline lens. **B. Operations.** See *Operations, Table of*.

Beeswax (*bee'-waks*). *Cera flava*; wax secreted by bees, of which their cells are constructed; ordinarily it is a mixture of cerotic acid, myricyl palmitic ester, heptacosane, hentriacontane, and several alcohols. The crude melted wax is a tough, compact mass of yellow or brownish color, granular structure, faint taste, and honey-like odor. When bleached it becomes white. Its specific gravity is .950 to .969; its melting-point 62° to 64° C. It is used in making candles, ointments, and pomades.

Beet (*bet*). See *Beta*.

Begbie's Disease. See *Diseases, Table of*.

Beggiatoa (*bed-je-at-oh'-ah*) [after the Italian botanist, J. Beggiato]. A genus of arthrosporous bacteria founded by Trevisan (1833), consisting of swinging or gliding, milk-white, gray, rosy to violet threads. They decompose sulphur compounds, and store up sulphur granules in their protoplasm. They are found in stagnant, fresh, or salt water, particularly that contaminated by sewage or factory waste. See *Bacteria, Synonymic Table of*.

Beggin's Operation. See *Operations, Table of*.

Begma (*beg'-mah*) [*βήγμα*, a cough; *pl.*, *Begmata*]. A cough; the matter expectorated by coughing.

Begonia (*be-go'-w'-ah*) [after *Bégon*, a French savant]. An extensive genus of flowering-plants, mostly natives of warm regions. *B. octopetala* and *tomentosa*, of Peru, are astringent. *B. balsamiana*, of Mexico, and various other species are locally prized as alternatives. Unof.

Beguan (*beg'-wan*) [native S. America]. A bezoar obtained from the iguana, a large species of lizard.

Behen-Nut (*be'-hen nut*). The seed of *Moringa pterygosperma*, and *M. aptera*, trees of tropical countries. They afford Oil of Behen, or Oil of Ben.

Behenic Acid (*be-hen-ol'-ik*). See Acid.

Beindorf's Apparatus. A furnace for boiling water, in use in pharmacies.

Bela (*be'-lah*) [Hind.]. The dried, half-ripe fruit of *Aegle marmelos*, or Bengal quince. It is a valuable remedy for chronic diarrhea and dysentery. The ripe fruit is slightly laxative. Dose $\frac{5}{16}$ - $\frac{1}{2}$. **B.**, **Ext.** Liq. (B. P.). Dose $\frac{3}{4}$ - $\frac{1}{2}$. Unof.

Belching (*belch'-ing*) [ME., *belchen*]. The expulsion or throwing up of gas from the stomach. Eructation.

Belemnoid (*bel-em'-noid*) [*ῥέζινω*, a dart]. 1. Dart-shaped; styloid. 2. The styloid process of the ulna or of the temporal bone.

Belenoid (*bel'-en-od*). See *Belonoid*.

Bell (*bel*) [ME., *bel*]. A hollow, metal sounding-instrument. **B. gastrula**. See *Archigastula*. **B. Metal**, an alloy of copper, zinc, tin, and antimony. **B., Nerves of**. The external and internal respiratory nerves, etc. **B. Sound**, the sound produced in pneumothorax by striking a coin, placed flat upon the chest, by another coin. It can be heard through the stethoscope placed over the affected side.

Bell's Disease. See *Periencephalitis and Diseases, Table of*. **B. Law**. See *Law*. **B. Mania**. See *Periencephalitis and Diseases, Table of*. **B. Operations**. See *Operations, Table of*. **B. Palsy or Paralysis**. See *Diseases, Table of*.

Belladonna (*bel-ah-don'-ah*) [It., *belladonna*, beautiful lady]. Deadly Night-shade. A perennial plant of the order *Solanaceae*, indigenous to Southern Europe and Asia, and cultivated in the U. S. Its properties are due to two alkaloids, *atropin* and *belladonnin*, the latter thought to be identical with hyoscyamin. Both leaves and root are employed. It is a mild narcotic and anodyne and a powerful mydriatic; also an antispasmodic, and in small doses a cardiac, respiratory and spinal stimulant. It is valuable in the inflammation of rheumatism, in gout, and in neuralgia. Dose of the root and leaves gr. $\frac{1}{10}$ - $\frac{1}{2}$. **B., Folia**, the leaves of belladonna. **B., Radix**, the root of belladonna. The preparations of the leaves are: **B., Extractum Alcoholicum**. Dose gr. $\frac{1}{10}$ - $\frac{1}{2}$. **B., Tinct.**, 15 per cent. Dose $\frac{m}{j}$ - $\frac{xxx}{j}$. **B., Unguent.**, contains extract 10, dilute alcohol 6, benzoated lard 84 parts. From the root are prepared: **B., Abstracum**. Dose gr. $\frac{1}{10}$ - $\frac{1}{2}$. Unof. **B., Emplastrum**, alcoholic ext. of leaves 20, resin-plaster 40, soap-plaster, 40. **B., Extractum Fluidum**. Dose $\frac{m}{j}$ - $\frac{v}{j}$. **B., Linimentum**, fluid extract 95, camphor 5. **B., Succus** (B. P.). Dose $\frac{m}{v}$ - $\frac{xv}{j}$. **B., Japanese**. See *Scopolia*. **Atropin sulphate**, an excellent antidote in opium-poisoning. **Lamellæ atropinæ** (B. P.), each containing of atropin $\frac{1}{3000}$ grain. **Liq. atropinæ sulphatis** (B. P.). Dose $\frac{m}{j}$ - $\frac{xj}{j}$. **Unguentum atropinæ** (B. P.), grs. viij to the ounce. See *Atropin*. Dose gr. $\frac{1}{3000}$ - $\frac{1}{10}$. *Homatropin*. See *Atropin*.

Belladonnin (*bel-ah-don'-in*) [see *Belladonna*], $C_{17}H_{23}NO_3$. An alkaloid found in Belladonna. It resembles atropin, hyoscyamin, and hyoscin. It occurs with atropin, and is likewise decomposed into tropic acid and oxytropin ($C_{11}H_{15}NO_2$). See *Belladonna*.

Belleric (*bel-er'-ik*) [Pers., *baltah*]. A variety of myrobalan (*q. v.*); the fruit of *Terminalia fellerica*.

Bellini, Ducts of. See *Ducts*.

Bellocq's Canula. An instrument used in plugging the nares.

Bellon (*bel'-on*) [origin unknown]. Painter's (or lead) colic. See *Colic*.

Bellows (*bel'-oz*) [ME., *beloves*]. An instrument for

propelling air through a tube or small orifice. **B. and Blow-Pipe**, a circular bellows nine or ten inches in diameter, with a small gum-elastic tube, three or four feet in length, terminating in a tapering metallic tube, to be attached to a blow-pipe leading from it. The bellows is worked by the foot, while with the blow-pipe held in the hand, a jet of flame from a lamp may be projected on the object designed to be heated. **B. Murmur**, the *Bruit-de soufflé*, *q. v.*; also the funic or placental souffle.

Belly (*bel'-e*) [ME., *bely*]. See *Abdomen*. **B.-ache**. See *Colic*. **B.-bound**, vulgar for constipated. **B.-button**, the navel.

Belmas's Operation. See *Operations, Table of*.

Beloid (*be'-loid*) [*βέλος*, an arrow]. Arrow-shaped or styloid.

Belonephobia (*bel-o-ne-fo'-be-ah*) [*βέλονη*, a pin; *φόβος*, fear]. A morbid dread of pins and needles.

Belonoid (*bel'-on-oid*) [*βέλονη*, a needle, bodkin]. Styloid; needle-shaped.

Belt (*belt*) [ME., *belt*]. A girdle about the waist. **B., Abdominal**, a broad, elastic belt worn about the abdomen as a support during pregnancy. **B., Magnetic**, a belt consisting of plates of metal fastened upon a strip of felt moistened with dilute acid. It is a cure-all largely sold by empirics.

Ben, or Benne Oil (*ben*, or *ben'-e*). Oleum balatinum, is obtained by expression from the seeds of the several species of *Moringa*. It is a colorless, odorless oil, not readily turning rancid. It is used by perfumers for extracting odors, and for lubricating clocks and light machinery. See *Behen-nut* and *Sesame*.

Bence Jones's Albumin. See *Albumin*.

Bendas's Method. See *Stains, Table of*.

Bending (*bend'-ing*) [ME., *bend*]. Active Swedish movements in which the body is bent or inclined in various directions in order to develop certain portions of the muscular system.

Benedictine (*ben-e-dik'-in*) [*benedicere*, to bless]. A liquor or cordial originally prepared by Benedictine monks, and distilled at Fécamp, in France. It much resembles chartreuse and trappistine.

Benedikt, Syndrome of. Paralysis of the muscles supplied by the oculo-motor nerves of one side and tremor and paresis of the upper extremity of the other side.

Beng (*beng*). See *Cannabis Indica*.

Bengal (*ben'-gal*) [Hind., *Bengal*]. A province of India. **B. Quince**. See *Bela*. **B. Red**. Same as *Rose Bengal*.

Bengalin (*ben'-gal-in*) [Hind., *Bengal*]. Same as *Couffier's Blue*.

Benger's Food. Partially digested and solidified beef-tea, used as a food for invalids.

Benham, Gland of. See *Gland*.

Benham's Operation. See *Operations, Table of*.

Benign (*be-nin'*), or **Benignant** (*be-nig'-nant*) [*benignus*, kind]. A term applied to medicines that are characterized by mildness. It is used chiefly to distinguish tumors that are not malignant (*q. v.*) or carcinomatous.

Benjamin, or Gum Benjamin (*ben'-jam-in*). See *B nzoïn*.

Bennett's Operation. See *Operations, Table of*.

Benson's Operation. See *Operations, Table of*.

Bent's Operation. See *Operations, Table of*.

Benzal (*ben'-zal*). See *Benzylidene*. **B. Green**. Same as *Malachite Green*.

Benzaldehyd (*ben-zal-de-hid*) [*benzoin*; *aldehyd*]. C_7H_6O . Bitter-almond oil; a compound that results from the oxidation of benzyl alcohol; it is a colorless liquid with a pleasant odor, and boils at 170°; its specific gravity is 1.050 at 15°. It is soluble in 30

- parts water, and is miscible with alcohol and ether. It is used in making benzoic acid as well as various pigments. **B. Green.** Same as *Malachite Green*.
- Benzaldoxin** (*ben-zal-dok'-sin*), C_7H_5NO . A thick oil formed by the action of hydroxylamin upon benzaldehyd.
- Benzamid** (*ben'-zam-id*) [*benzoin*; *amid*], C_7H_7NO . A compound that results when benzoyl chlorid acts upon alcoholic ammonia. It is best obtained by heating benzoic acid and ammonium thiocyanate to $170^\circ C$. It crystallizes in pearly leaflets, melts at 130° , and boils near 288° ; it is readily soluble in hot water, alcohol, and ether. It may be regarded as the amid of benzol.
- Benzanilid** (*ben-zan'-ilid*) [*benzoin*; *anilid*], $C_{15}H_{11}NO$. Benzoyl-anilid, prepared by the action of benzoyl chlorid on anilin. It is used as an antifebrile in children, in doses of gr. iij-viii. Unof.
- Benzene** (*ben'-zen*) [*benzoin*], C_6H_6 . A hydrocarbon contained in coal-tar. It is formed by the dry distillation of all benzene acids. It is a mobile, ethereal-smelling liquid, of specific gravity 0.899 at 0° . It solidifies about 6° , melts at -6° , and boils at 80.5° . It burns with a luminous flame. It readily dissolves resins, fats, sulphur, iodine, and phosphorus. It is the material from which anilin and the anilin colors are derived. **B.-sulphonic Acid**, $C_6H_5SO_3H$, is prepared by boiling together equal parts of benzene and H_2SO_4 . It occurs in small plates, readily soluble in alcohol and water, and which deliquesce in the air. In its dry distillation the acid yields benzene phenyl-sulphone, and when fused with caustic potash phenol is produced.
- Benzidin** (*ben'-zid-in*) [*benzoin*], $C_{12}H_{12}N_2$. Diamidodiphenyl; a compound obtained by the action of tin and HCl upon the alcoholic solution of azo-benzene. Benzidin dissolves easily in hot water and alcohol, and crystallizes in silvery leaflets, melting at 122° .
- Benzil** (*ben'-zil*) [*benzoin*], $C_{14}H_{10}O_2$. A compound produced in the oxidation of benzoin with chlorine. It crystallizes from ether in large, six-sided prisms, melting at 90° and boiling at 347° .
- Benzimid** (*ben'-zim-id*) [*benzoin*; *amid*], $C_{23}H_{14}N_2O_2$. A compound formed by the action of hydrocyanic acid on hydrid of benzoyl. It occurs also in the resinous residue of the rectification of the oil of bitter almonds.
- Benzine** (*ben'-zin*). See *Benzinum*.
- Benzinum** (*ben'-zē-num*) [*L.*; *gen.*, *Benzini*]. Benzine, Petroleum Ether. A purified distillate from American petroleum, having a specific gravity of .77 to .79, boiling at 80° to $90^\circ C$., colorless, of ethereal odor, and a slightly peppermint-like taste. It is a valuable solvent for oils, fats, resins, caoutchouc, and some alkaloids. It is a vermicide against tapeworm. It should be distinguished from *Benzol*, which is called *Benzene* by English chemists. Dose gutt. v-x, on sugar or in mucilage.
- Benzoate** (*ben'-zo-at*) [*benzoin*]. Any salt of benzoic acid. **B. of Naphthol.** See *Benzo-naphthol*.
- Benzoated** (*ben'-zo-at-ed*) [*benzoin*]. Impregnated with benzoin or with benzoic acid.
- Benzoic** (*ben'-zo-ik*) [*benzoin*]. Pertaining to or derived from benzoin. **B. Acid.** See *Acid*.
- Benzoin** (*ben'-zo-in* or *-zoin*) [*origin obscure*]. A resin obtained from *Styrax benzoin*, a tree native to Sumatra and Siam. It is also a ketone alcohol, $C_{14}H_{12}O_2$, and may be produced by oxidizing hydrobenzoin with concentrated HNO_3 . It is sparingly soluble in water, cold alcohol, and ether, and crystallizes in shining prisms, melting at 134° . It is used as a remedy for bronchitis and in making court-plaster. It occurs in tears consisting of several resins agglutinated by a balsam. It yields benzoic and cinnamic acids, is antiseptic and disinfectant, and is used mainly as a stimulant expectorant in chronic bronchitis. Sodium and potassium compounds are sometimes used in place of like salicylic acid compounds. **Adeps benzoïnatus**, benzoïnated lard, contains 2 per cent. of benzoin. **B., Tinct.**, 20 per cent. of the resin in alcohol. Dose \mathfrak{z} ss-j. **B., Tinct. Comp.**, Friar's Balsam, benzoin 12, aloe 2, styrax 8, balsam of Tolu 4, alcohol, q. s. ad 100 parts. Dose \mathfrak{z} ss-ij. *Benzoic Acid*, $C_6H_5O_2$, alcohol the best solvent. A constituent of opii, tinct. camphorat. Dose gr. x-xxv. *Trochisci Acidi Benzoici* (B. P.). *Unguentum Ceteaci* (B. P.). See *Cetaceum*. *Ammonium Benzoate*, water the best solvent. Dose gr. v-xxx. *Bismuth Benzoate*, an antiseptic dressing for chancroid. *Lithium Benzoate*. Dose gr. v-xxx. *Sodium Benzoate*, water the best solvent. Dose gr. v- \mathfrak{z} j.
- Benzol** (*ben'-zol*) [*benzoin*], C_6H_6 . A hydrocarbon formed by the dry distillation of organic substances, but derived chiefly from coal-tar. It is inflammable and very volatile, and is an excellent solvent for grease. It is used internally to destroy epizoa. Its vapor is used in whooping-cough. Dose gutt. v-x. See, also, *Stains*, Table of. **B. Balsam.** See *Stains*, Table of. **B. Colors.** See *Conspectus of Pigments*, under *Pigment*.
- Benzo-naphthol** (*ben-zo-naf'-thol*) [*benzoin*; *νάφθα*, a kind of asphalt], $C_{10}H_7O(C_6H_5O)$. The benzoate of beta-naphthol, used as an intestinal antiseptic in typhoid fever and other intestinal diseases. Dose gr. ij to viij.
- Benzonitrile** (*ben-zo-nit'-tril*) [*benzoin*; *nitrum*, niter], C_7H_5N . Cyanbenzene; a compound isomeric with phenyl carblyamin. It is obtained from benzene sulphonic acid by distillation with potassium cyanid. It is an oil with an odor resembling that of oil of bitter almonds, and boils at 191° ; its specific gravity is 1.023 at 0° .
- Benzophenone** (*ben-zo-fe'-nōn*) [*benzoin*; *φοίνε*, purple-red], $C_{13}H_{10}O$. Diphenyl ketone; a compound obtained by distilling calcium benzoate. It is dimorphous, but generally crystallizes in large, rhombic prisms, melting at $48-49^\circ$, sometimes in rhombohedra, that melt at 27° . It has an aromatic odor and boils at 295° .
- Benzophenoneid** (*ben-zo-fe'-nō-ne-id*) [*benzoin*; *φοίνε*, purple-red]. Tetramethyl-diapsido-benzo-phenoid; an anilin dye. A solution of one part in 200 parts of water has been pronounced a valuable bactericide, neither caustic nor irritant, and very serviceable in eye-diseases. Unof.
- Benzopurpurin.** See *Pigments*, *Conspectus of*.
- Benzoquinone** (*ben-zo'-quin-on*). See *Quinone*.
- Benzosalicin** (*ben-zo-sal'-is-in*). See *Populin*.
- Benzosol** (*ben-zo'-sol*) [*benzoin*], $C_{15}H_{12}O_2$. Benzoyl-guaiaicol, an agreeable and harmless substitute for creasote in tuberculous affections. It also has antipretic properties. Dose gr. iv-x.
- Benzoyl** (*ben'-zo-il*, or *-zoil*) [*benzoin*], C_7H_5O . The radical of benzoic acid, of oil of bitter almonds, and of an extensive series of compounds derived from this oil, or connected with it by certain relations. **B.-ecgonin**, $C_{16}H_{18}NO_2$, a substance intermediate in composition between cocaine and ecgonin. **B.-Glycocoll.** See *Acid*, *Hippuric*. **B. Green.** Same as *Malachite Green*. **B.-Pseudo-tropein.** See *Tropacocain*.
- Benzyl** (*ben'-zil*) [*benzoin*], C_7H_7 . An organic radical that does not exist in the free state, but in combination forms a considerable number of compounds. **B. Alcohol.** See *Alcohol*. **B. Violet.** See *Pigments*, *Conspectus of*.

- Benzylidene** (*ben-zil'-id-en*) [*benzoin*], C_7H_6 . A bivalent radical derived from benzoïn compounds.
- Beral's Apparatus.** In pharmacy, an apparatus for effecting lixivation.
- Bérard's Aneurysm.** See *Aneurysm and Diseases, Table of*. **B.'s Operation.** See *Operations, Table of*.
- Béraud, Ligament of.** The ligament that suspends the pericardium. **B., Valve of,** a valve supposed to exist at the bottom of the lachrymal sac over the entrance to the nasal duct.
- Berberin** (*ber'-ber-in*) [*berberina*; *gen., Berberine*], $C_{20}H_{17}NO_4$. An alkaloid found in the bark of *Berberis*, and in many other plants of exceedingly various botanic character. It is a tonic to the capillary vessels and increases the blood-pressure. It is recommended as a tonic and antiperiodic, and is an ingredient of various lotions for the mucous membranes; it is useful in nasal catarrh, etc. Dose gr. j-x. Unof.
- Berberis** (*ber'-ber-is*) [L.]. Barberry. The root of *Berberis vulgaris*, or common barberry. Its properties are due to an alkaloid, *berberin*, $C_{20}H_{17}NO_4$. It is an astringent, bitter tonic; in large doses a cathartic. It is used locally in conjunctivitis, and internally in malarial and typhoid fevers. **B., Ext. Fld.** Dose \mathfrak{m} v-xxx. **B., Tinct.,** contains 20 per cent. of the root. Dose \mathfrak{m} x- \mathfrak{v} j. **Berberin**, the alkaloid. Dose gr. j-x. **B., Hydrochl.,** an efficient injection in gonorrhœa. All unof. *B. asiatica*, *B. aquifolium* (or Oregon grape), and *B. lycium* are all medicinally active, and have similar properties to those of the common barberry.
- Bergamii, Oleum** (*ber-gat'-me-i o'-le-um*). Oil of Bergamot. See *Bergamot*.
- Bergamot, Oil of** (*ber'-gam-ot*) [*Bergamo*, a town in Italy], $C_{10}H_{16}$. A volatile oil derived from the rind of the *Citrus bergamia*. It is used mainly as a perfume, and as a clearing-agent in histologic work.
- Bergeron's Disease.** See *Diseases, Table of*. **B. Method.** See *Treatment, Methods of*.
- Bergkrankheit** (*bärg'-kra(h)nk-hüt*). See *Mountain Sickness*.
- Bergmann's (von) Operations.** See *Operations, Table of*.
- Beri-beri** (*ber'-e-ber'-e*) [Singalese, *beri*, weakness]. A dropsical ailment, occurring in an acute and chronic form, and characterized by the appearance of pleuritic or pericardial effusions, with general anasarca, anemia, extreme weakness, and paraplegia. The acute form is generally fatal; recovery frequently takes place in the chronic form. It is prevalent in India, Japan, and Ceylon, and is most common among men. Its cause is not known, but possibly it is of microbic origin. Improper diet also has some influence upon the production of the disease.
- Berlier System of Sewage.** See *Sewage, Disposal of*.
- Berlin Blue.** See *Pigments, Conspectus of*.
- Berlin's Operation.** See *Operations, Table of*.
- Berlinghieri's Operation.** See *Operations, Table of*.
- Bernard, Canal of.** See *Canals, Table of*. **B.'s Granular Layer,** the inner zone of the cells lining the acini of the pancreas. It is granular in appearance and stains but slightly with carmin.
- Bernay's Operation.** See *Operations, Table of*.
- Bernheim's Operation.** See *Operations, Table of*.
- Bernstein's Theory of Muscular Contraction.** He claims that the seat of the contraction is in the interstitial material surrounding the system of inotagmata, and that it consists in the migration of that labile material from pole to equator, this being synchronous with explosive chemic change, sudden disengagement of heat, and change in the electric state of the living substance.
- Berried Tea** (*ber'-ed te*). A popular name for *Gaultheria procumbens*.
- Berry** (*ber'-e*) [ME., *berry*]. An indehiscant fruit with a pericarp that is succulent throughout, as the grape and gooseberry.
- Bert's Experiment.** Bert removed the skin from the tip of the tail of a rat, stitched it into the skin of the back of the animal, and after union had taken place the tail was divided at its base. Sensation was preserved. Nerve-fibers were thus proved capable of transmitting impulses in both directions. **B.'s Method.** See *Anæsthetic*.
- Berthold's Method.** See *Myringo-plastic Method*.
- Bertillonage** (*ber-til-lon-ahj*) [*Bertillon*, a French criminologist]. A system of carefully-recorded measurements and descriptions of criminals, for the purpose of future identification, introduced into France by M. Bertillon and adopted by the police of many large cities.
- Bertin, Bones of.** The sphenoidal turbinated bones, partly closing the sphenoidal sinuses. **B., Column of,** a cortical column of the kidney; the part separating the sides of any two pyramids. **B., Ligament of,** the ilio-femoral ligament. See *Ligament*.
- Bertrandi's Suture.** See *Suture*.
- Beryllium** (*ber-il'-e-um*) [*βήρυλλος*, beryl]. A bivalent metal obtainable from the beryl, whence its name; it is called also glaucinum. See *Elements, Table of*.
- Besnier's Lotion.** A wash used in treating acne. It consists of precipitated sulphur, I_2 ounces; glycerin, 4 to 6 drams; to which are added after mixing, spirits of camphor, 6 drams, rose-water, a sufficient quantity.
- Besoïn** (*bes-voan(s)*) [Fr.]. A desire; an impulse. *Besoïn de respirer*, the sense of the need of air experienced when respiration is impeded.
- Bestiality** (*bes-che-ah'-it-e*) [*bestia*, a beast]. Unnatural intercourse with an animal.
- Bestiarian** (*bes-te-ah'-re-an*) [*bestia*, a beast]. An antivivisectionist, contemptuously so called as being a professed friend of the beasts.
- Bestucheff's Mixture or Tincture.** The ethereal tincture of chlorid of iron, used in erysipelas. It is made as follows: **R.** Tinct. ferri sesquichloridi, **I** part; spt. ether. nit., 4 parts. Mix and expose to the rays of the sun in well-closed bottles until the brownish color disappears. The dose is one to two teaspoonfuls every three hours.
- Beta** (*be'-tah*) [L.]. **1.** The beet. See *Betin*. **2.** The second letter of the Greek alphabet, used in chemic nomenclature. **B. Angle.** See *Angle*. **B.-naphthol.** See *Naphthol*.
- Betacism** (*ba'-tas-izm*) [*beta*, βῆτα, the second letter of the Greek alphabet]. The too-frequent use of the *b*-sound in speech, or the conversion of other sounds into it.
- Betaïn** (*be-tah'-in*) [*beta*, a beet], $C_3H_{11}NO_2$, or $C_{10}H_{22}N_2O_4$. Called also Oxynurin and Lycin. A basic substance obtained by the careful oxidation of cholin. It occurs already formed in the sugar-beet (*Beta vulgaris*) and crystallizes from alcohol with one molecule of water in shining crystals that deliquesce in the air; it has an alkaline reaction and a sweetish taste.
- Betel** (*be'-tel*) [E. Ind.]. A masticatory used in the East. A few grains of the nut of the Cat-chu palm, *Arca C.*, are rolled up with a small amount of quicklime in a leaf of *Piper betel*, and chewed. It is tonic, astringent, stimulant, and aphrodisiac, and increases the powers of endurance. Dose of fld. ext. \mathfrak{v} j- \mathfrak{v} ij. Unof.
- Beth Root** (*beth root*). The rhizome of *Trillium erecta*, astringent and tonic. Dose of fld. ext. \mathfrak{m} xxx- \mathfrak{v} j. *Trillin*, a concentrated ext. Dose gr. ij-iv. Unof.

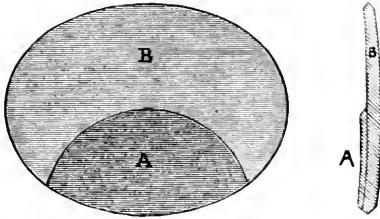
- Betin** (*be'-tin*) [*beta*, a beet]. A precipitate prepared from a tincture of the common beet. It has been proposed as a substitute for ergot. Unof.
- Betol** (*be'-tol*), $C_{10}H_8O$; $C_8H_6O_2$. Salinaphthol. Naphthalol. A salicylic ether of naphthol, of alleged value in rheumatism and cystitis. It resembles salicylic acid in its properties. Dose gr. x-xv. Unof.
- Betony** (*bet'-o-ny*) [*betonica*, a corrupt form of *zeltonica*]. Any labiate plant of the genus *Betonica*, especially *B. officinalis*, of Europe, formerly highly prized for its medicinal virtues, which are, however, unimportant. Unof.
- Bettmann's Method**. See *Cataract, Artificial Maturation of*.
- Betula** (*be'-u-lah*). See *Birch*.
- Betulin** (*be'-u-lin*) [*betula*, birch], $C_{36}H_{60}O_3$ (Haumann). Birch resin, or birch camphor, derived from the bark of the white birch.
- Between-brain**. The interbrain; also the midbrain.
- Betz's Cells**. See *Cell*.
- Bex** (*beks*) [*βε*, a cough]. A cough, or disease characterized by coughing. **B. convulsiva**, whooping-cough. **B. theriodes**. Synonym of *Whooping-cough*.
- Bezef or Bezette** (*be'-zet'*). See *Pigments, Conspectus of*.
- Bezoar** (*be'-zo-ar*) [Ar., *bāzahr*, the bezoar-stone]. A name for certain calculi or concretions found in the stomach or intestines of some animals (especially ruminants), formerly supposed to be efficacious in preventing the fatal effects of poison. **B., Vegetable**. See *Calapite*.
- Bezoardic** (*be-zo-ar'-dik*) [Ar., *bāzahr*, the bezoar-stone]. 1. Acting as a bezoar; antidotal. 2. Any alexipharmic agent.
- Bezold's (von) Ganglion**. See *Ganglia, Table of*.
- Bhang** (*bang*). See *Cannabis indica*.
- Bhel** (*bel*). See *Bela*.
- Bi-** (*bi*) [*bis*, twice]. A prefix signifying "twice" or "two;" as *bicuspid*, with two cusps; *bilobed*, twice lobed; *bivalved*, with two valves; *bilateral*, two-sided, etc. In chemistry, the prefix *di* is commonly employed.
- Biacid** (*bi-as'-id*) [*bi*, two; *acidum*, an acid]. In chemistry, a term applied to a base that may combine in two proportions with an acid.
- Biauricular** (*bi-aw-rik'-u-lar*) [*bis*, twice; *auricula*, the ear]. Relating to two auricles, or to two corresponding auricular points.
- Bibirin** (*bi-bir'-in*). See *Buxin*.
- Bibiru** (*bi-be'-ru*). Same as *Bebeveru*.
- Bibitorius** (*bi-bit'-o-rus*) [*bibere*, to drink]. The rectus internus muscle of the eye; so called because it turns the eye inward in the act of drinking.
- Bibliography** (*bi-bli-og'-ra-fi*) [*βιβλίον*, a book; *γραφία*, to write]. A classified list of references, books, or authorities on any subject.
- Bibliophobia** (*bi-bli-oh'-fo-bi-ah*) [*βιβλίον*, a book; *φοβία*, dread]. Morbid dislike of books.
- Eibron's Antidote**. Formerly quite a famous remedy for rattle-nake bite. It consists of bromin, \mathfrak{z} iiss; potassium iodid, gr. ij; corrosive chlorid of mercury, gr. j; dilute alcohol, \mathfrak{z} xxx. Of this a teaspoonful is given in wine or brandy, p. r. n.
- Bibulous** (*bi-b'u-lus*) [*bibere*, to drink]. Having the property of absorbing moisture or liquids. **B. lapis**, pumice-stone. **B. Paper**, used in dentistry for drying cavities preparatory to introducing the filling. Blotting paper.
- Bicarbonate** (*bi-kar'-bon-at*) [*bis*, twice; *carbo*, a coal]. Any supercarbonate that has two carbonic acid equivalents for one of the base.
- Bicarinat** (*bi-kar'-in-at*) [*bi*, two; *carinatus*, keel-shaped] In biology, having two keel-like projections, as certain grasses.
- Bicaudal** (*bi-kaw'-dal*) [*bicaudalis*, two-tailed]. Having two tails or appendages. **B. Muscle**, the *abductor auris*. See *Muscles, Table of*.
- Bicephalium** (*bi-sef'-al-um*) [*bi*, two; *κεφαλή*, head]. A tumor of the scalp so large that it gives the patient the appearance of having two heads.
- Biceps** (*bi'-seps*) [*bis*, twice; *caput*, the head]. A term applied to several muscles, as *B. brachii*, *B. extensor*, *B. flexor cruris*. They are so called from their double origin. See *Muscles, Table of*. **B. Reflex**. See *Reflexes, Table of*.
- Bichat, Canal of**. See *Canal. B., Fissure of*. See *Fissure. B., Foramen of*. See *Foramina, Table of*. **B., Tunic of**, the intima of the blood-vessels.
- Bichlorid** (*bi-klo'-rid*) [*bi*, two; *chlorin*]. In chemistry, a basic compound containing two equivalents of chlorin. **B. of Gold**. See *Gold. B. of Mercury*. See *Hydrargyrum*.
- Bicho do mar** (*be'-cho-do-mar*). See *Bêche de mer*.
- Bichromate** (*bi-kro'-mat*) [*bi*, two; *chromium*]. In chemistry, a basic compound containing two equivalents of chromium. **B. of Potash**. See *Potassium*.
- Bicipital** (*bi-sip'-it-al*) [*bi*, two; *caput*, the head]. Pertaining to the biceps muscle.
- Bi-concave** (*bi-kon'-kav*). See *Lens*.
- Biconvex** (*bi-kon'-veks*). See *Lens*.
- Bicornute** (*bi-kor'-nut*) [*bicornutus*, with two horns]. Having two horns, as a *bicornute uterus*.
- Bicuspid** (*bi-kus'-pid*) [*bi*, two; *cuspis*, the point of a spear]. Having two cusps, as **B. Teeth**, the fourth and fifth teeth. **B. Valve**, the mitral valve of the heart.
- Bidder and Schmidt's Method**. A method of estimating the amount of acids in the stomach. It consists in performing an ultimate analysis, apportioning the chlorin to the metals and ammonium present, and calculating the remainder as HCl.
- Bidder's Ganglia**. See *Ganglia, Table of*. **B.'s Organ**, a singular structure found in male toads and sometimes in male frogs, between the testis and fat-body; it is a rudimentary ovary, and in conjunction with the testis forms an ovotestis; the development of the Müllerian duct, or oviduct, being in direct proportion to the size of "Bidder's Organ." These functionless ducts frequently become cystic (in ten per cent. of male frogs, and in fifteen per cent. of male toads).
- Bidens** (*bi'-denz*) [*bidens*, having two teeth]. A genus of herbaceous composite plants. **B. bipennata**, Spanish needles, an herbaceous composite-flowered plant. The seeds and roots are said to be emmenagogue and antibecheic. Dose of fld. ext. gt. xv- \mathfrak{z} j. Unof.
- Bidet** (*be-det'*, or *-da*) [Fr. for pony]. A tub or basin with fixed attachments for the administering of injections; also for use as a sitz-bath or hip-bath.
- Biebrich Scarlet**. See *Pigments, Conspectus of*.
- Biedert's Cream Mixture**. An infant's food made by mixing 4 oz. of cream with 12 oz. of warm water, and adding $\frac{1}{2}$ oz. of milk-sugar. It contains 1 per cent. of casein, 2.5 per cent. of fat, and 3.8 per cent. of sugar. As the child grows older a larger proportion of milk is added.
- Bi-electrolysis** (*bi-e-lek-trol'-is-is*) [*bi*, two; *ἤλεκτρον*, amber; *λύσις*, resolution]. The electrolysis of two substances at the same time.
- Biennial** (*bi-en'-e-al*) [*bi*, two; *annus*, a year]. Every two years. In botany, plants that produce foliage and a root-stalk the first year, flowering and maturing the second.

Biermer's Change of Note. See *Signs and Symptoms, Table of*.

Bifenestrate (*bi-fen-es'trat*). Same as *Biperforate*.

Bifid (*bi'fid*) [*bis*, twice; *findere*, to cleave]. Divided in two; cleft, as the *spina bifida*.

Bifocal (*bi-fō'kal*) [*bi*, two; *focus*, a point]. With a double focus. Applied to a system of lenses or spectacle-glasses with two foci, chiefly used for the correction of presbyopia, when there is at the same time an error of refraction for distant vision. The distance lens is above that for near work. These are sometimes



BIFOCAL LENS.

B. Distance Lens. A. Reading Lens, cemented to the Distance lens.

called *Pantoscopic lenses*, and also *Franklin spectacles*, because the device was first made by Benjamin Franklin. They are also called *Cement lenses*, because now made by cementing the lower segment to the distance lens.

Biforate (*bi-fō'rat*) [*bi*, two; *foratus*, perforated]. Having two foramina.

Biforin (*bi'for-in*) [*biforis*, having two doors]. In biology, the name applied by Turpin to raphides-bearing cells in which the raphides are discharged from both ends of the cell.

Bifurcate (*bi-fer'kat*) [*bis*, two; *furca*, a fork]. Divided into two, like a fork.

Bifurcation (*bi-fer-ka'shun*) [*bifurcatio*; from *bi*, two; *furca*, a fork]. Division into two branches, as of a tooth into two roots; of the trachea and of the aorta into two branches.

Big (*big*) [ME., *big*, large]. Great with young; pregnant. **B.**-jaw, actinomycosis in the ox.

Bigarade (*be-gah-rah'd'*) [Fr.]. The bitter orange. Its volatile oil (*essence* or *huile de bigarade*) is used in pharmacy and in perfumery.

Bigelovia (*big-to'ze-ah*) [*Bigelow*, an American botanist]. A genus of composite-flowered plants. See *Damiana*.

Bigelow's Ligament. The Y-ligament; ilio-femoral ligament. **B.'s Method.** See *Treatment, Methods of*. **B.'s Operation.** See *Operations, Table of*. **B.'s Septum**, in anatomy, a layer of hard bony tissue in the neck of the thigh-bone.

Biginimate (*bi-jem'in-at*) [*biginimus*, doubled]. In biology, forked, doubled.

Biginimum (*bi-jem'in-um*) [*bi*, two; *geminus*, a twin]. One of the corpora bigemina of the brain; one of the optic lobes of the brain.

Bigenoid (*bi-ge'noid*) [*bi*, two; *γίγνη*, a socket; *eidōs*, form]. Relating to both of any pair of glenoid cavities.

Bignonia (*big-no'no-ah*) [*Bignon*, a French savant]. A genus of climbing-plants, often woody. **B. alliacea**, of the W. Indies, and **B. capreolata**, of N. America, are regarded as antisyphilitic. Several other species are reputed to be actively medicinal. Unof.

Bigoniac (*bi-go'no-ak*) [*bi*, two; *γωνία*, an angle]. Relating to the two gonions.

Bijugular (*bi-ju'gu-lar*) [*bi*, two; *jugulum*, the collar-bone]. Relating to the two jugular points.

Bikh (*bik*) [native Nepalese]. The Nepalese poison, bish; it is derived from the roots of *Aconitum feroc*. See *Aconite*.

Bilabe (*bi'lab*, or *be-la(h)l'*) [Fr.; *bi*, two; *labium* lip]. A surgical instrument for removing foreign bodies from the bladder through the urethra.

Bilateral (*bi-lat'er-al*) [*bi*, two; *latus*, a side]. Relating to two sides; sinistrodextral. **B. Symmetry**, the symmetry of right and left halves. **B. Operation.** See *Lithotomy*.

Bilateralism (*bi-lat'er-al-izm*) [*bi*, two; *latus* a side]. Bilateral symmetry.

Bile (*bil*) [*bilis*; *χολή*, the bile]. The substance secreted by the liver. It is mucilaginous, golden brown in man, golden-red in *carnivora*, brownish-green in *herbivora*, and green in birds. It is composed of biliary salts, cholesterin, mucus, and certain pigments. The principal acids are *taurocholic* (C₂₆H₄₅NSO₇) and *glycocholic* (C₂₆H₄₃NO₆), both commonly combined with sodium. The taste of bile is intensely bitter; its reaction feebly alkaline, and its density from 1020 to 1032. It exercises a diastatic action on starch, emulsifies fats, and precipitates soluble peptone. Its composition varies, but according to Hoppe-Seyler, in 100 parts bile there are of

Water,	91.68	Parts.
Inorganic matter,	5.32	"
Organic matter,	1.24	"
Mucus,	0.87	"
Taurocholate of sodium,	3.03	"
Glycocholate of sodium,	1.39	"
Saponified fat,	0.55	"
Cholesterin,	0.53	"
Lecithin,	0.75	"
Fat,		"

B. Pigments, the coloring-matters of the bile. **B. P., Tests for**. See *Tests, Table of*.

Bilharzia (*bil-har'ze-ah*) [named after Theodor Bilharz, an helminthologist]. A genus of trematode helminths, established by Cobbold, characterized by having the sexes separate. See *Gynecophorus* and *Parasites (Animal)*, *Table of*. **B. hæmatobia**. See *Distoma*.

Bilharziosis (*bil-har-ze-o'-sis*) [*Bilharzia*]. The ensemble of symptoms produced by the presence in the intestine of worms of the genus *Bilharzia*.

Biliary (*bil'e-a-re*) [*bilis*, bile]. Pertaining to the bile.

B. Acids, glycocholic and taurocholic acids formed in the liver. For tests for B. A. in the urine, see *Tests, Table of*. **B. Colic**, colic produced by the passage of gall-stones. See *Gall-stones*. **B. Ducts**, the hepatic, the cystic and the ductus communis choledochus. The first leads from the liver, the second from the gall-bladder. The third is a common excretory duct. See *Liver*.

Bilicyanin (*bil-e-si'an-in*) [*bilis*, bile; *κίανος*, blue]. Cholecyanin, choleverdin. A blue pigment obtained from bilirubin.

Biliflavin (*bil-e-fla'zin*) [*bilis*, bile; *flavus*, yellow]. A yellow coloring-matter derivable from biliverdin.

Bilifulvin (*bil-e-ful'zin*) [*bilis*, bile; *fulvus*, fulvous]. An impure form of bilirubin; also a yellow bile-color from ox-gall, not normally present in human bile.

Bilifuscin (*bil-e-fus'in*) [*bilis*, bile; *fuscus*, brown]. C₁₆H₂₀N₂O₄. A pigmentary matter occurring in bile, and in human gall-stones.

Bilihumin (*bil-e-hu'min*) [*bilis*, bile; *humus*, earth]. An insoluble residue left after treating gall-stones with various solvents.

Bilin (*bi'lin*) [*bilis*, bile]. A mixture of the taurocholate and glycocholate of sodium, forming a copious resinoid constituent of the bile.

- Bilinearin** (*bil-e-nu'-rin*). See *Cholin*.
- Bilious** (*bil'-yas*) [*biliosus*, full of bile]. A term popularly applied to disorders supposed to arise from a too free secretion of bile. **B. Fever**, a term loosely applied to certain enteric and malarial fevers.
- Biliphein** (*bil-e-f'e-in*) [*bilis*, bile; *oagou*, gray]. A supposed bile-color, now regarded as an impure biliverdin; called also *holo-phem*.
- Biliprasin** (*bil-e-pra'-sin*) [*bilis*, bile; *πρασιν*, leek; *πρασινος*, leek-green]. $C_{16}H_{22}N_2O_6$. A pigmentary substance occurring in gall-stones, icteric urine and bile.
- Bilipurpin**, or **Bilipurpurin** (*bil-e-per'-pin*, *bil-e-per'-pu-ren*) [*bilis*, bile; *purpura*, purple]. A purple coloring-matter derivable from biliverdin.
- Bilipyrrohin** (*bil-e-pir'-in*). See *Cholopyrrohin*.
- Bilirubin** (*bil-e-ru'-bin*) [*bilis*, bile; *rubus*, red]. $C_{44}H_{64}N_4O_6$. A red coloring-matter, the chief pigment of the bile. It is found also in the urine in jaundice. It is insoluble in water, and almost so in ether and alcohol, but it is readily soluble in alkaline solutions. It crystallizes in rhombic plates or prisms. **B. Icterus**, icterus or jaundice with discoloration of the skin and urine from the presence of an abnormally large percentage of bilirubin.
- Biliverdin** (*bil-e-ru'-din*) [*bilis*, bile; *viridis*, green]. $C_{42}H_{60}N_4O_5$, or $C_{41}H_{58}N_4O_5$. A green pigment, the first product of the oxidation of bilirubin. It gives the characteristic color to the bile of herbivora, and occurs in the urine of jaundice and in traces in gall-stones.
- Billroth's Mixture**. See *Anæsthetic*. **B.'s Operations**. See *Operations*, *Table of*.
- Bilsted**, or **Bilsterd** (*bil'-sted*, or *bill'-sterd*). See *Liquidamber*.
- Bimana** (*bi-ma'-an-ah*) [*bi*, two; *manus*, a hand]. An order of the division of *mammalia* including man only.
- Bimanual** (*bi-man'-u-al*) [*bi*, two; *manus*, a hand]. Two-handed. Ambidextrous.
- Bimastoid** (*bi-mas'-toid*) [*bi*, two; *μαστός*, the breast; *στός*, form]. Relating to the two mastoid eminences.
- Binary** (*bi'-nar-ē*) [*binus*, a couple]. In chemistry, compounded of two elements. In anatomy, separating into two branches. **B. Theory**, in chemistry, the theory that considers all salts as double compounds.
- Binate** (*bin'-at*) [*binus*, two by two]. In biology, bifoliate; biligutate; occurring in pairs.
- Binaural** (*bin-aw'-ral*) [*bis*, twice; *auris*, ear]. Pertaining to or having two ears.
- Binauricular** (*bin-aw-rik'-u-lar*) [*bis*, twice; *auricula*, the ear]. Pertaining or belonging to both ears. **B. Arc**. See *Arc*.
- Binder** (*bind'-er*) [ME., *bynderi*]. A wide bandage about the abdomen, worn by women during or after labor, or celiotomy, to support the abdominal walls. **B., Mammary**, a sling or suspensory for the mamma.
- Binder's Board**. A thick, strong variety of pasteboard for bookbinders' use; it has a limited use in surgery.
- Binding Posts**. Clamps for connecting conducting wires with the electric apparatus.
- Bindschedler's Green**. Same as *Dimethylphenylene Green*.
- Bindweb** (*bin-i'-web*) [ME., *binden*; *webbe*]. The neuroglia.
- Binelli's Syptic**. A nostrum formerly famous as a syptic. It is supposed to have contained creasote.
- Biniodid** (*bin-i'-o-did*). See *Iodid*.
- Binocular** (*bin-ok'-u-lar*) [*bi*, two; *oculus*, an eye]. In anatomy, having or pertaining to two eyes. In optics, an instrument with two eye-pieces for use with both eyes at once. **B. Vision**, the faculty of using both eyes synchronously and without diplopia.
- Binoculus** (*bin-ok'-u-lus*) [L., two-eyed]. A figure-of-eight bandage for both eyes.
- Binoxid** (*bin-ok's'-id*) [*bi*, two; *oxid*]. Same as *Dioxid*.
- Binuclear** (*bi-nu'-kle-ar*) [*bi*, two; *nucleus*, a kernel]. Having two nuclei.
- Binucleolate** (*bi-nu-kle'-o-lat*) [*bi*, two; *nucleolus*, a little kernel]. Having two nucleoli.
- Bioblast** (*bi'-o-blast*) [*βίος*, life; *βλαστός*, a germ]. A plastidule or formative cell; a corpuscle that has not yet become a cell.
- Biocellate** (*bi-o-sel'-at*) [*bi*, two; *ocellus*, a little eye]. In biology, having two spots resembling eyes.
- Biochemics** (*bi-o-kem'-iks*) [*βίος*, life; *χημεία*, chemistry]. The chemistry of life. See *Biochemistry*.
- Bio-chemistry** (*bi-o-kem'-is-tre*) [*βίος*, life; *χημεία*, chemistry]. The chemistry of the living body, or of life.
- Biochemistry** (*bi'-o-kem-e*) [*βίος*, life; *χημεία*, chemistry]. Chemic force as exhibited in living organisms.
- Biochyme** (*bi'-o-kim*) [*βίος*, life; *χυμός*, juice]. In biology, the sap or cell-juice of plants.
- Biodynamics** (*bi-o-di-nam'-iks*) [*βίος*, life; *δύναμις*, power]. The dynamics of life; dynamic biology.
- Biogamia** (*bi-o-ga'-me-ah*) [*βίος*, life; *γάμος*, marriage]. The hypothetical union of opposing vital forces (as of contractility and sensibility), resulting in reproduction.
- Biogenesis** (*bi-o-je-n'-es-is*) [*βίος*, life; *γένεσις*, origin]. 1. The doctrine that living things are produced only from living things—the reverse of *abiogenesis*. 2. Reproduction from living parents.
- Biology** (*bi-ol'-e-ū-ē*) [*βίος*, life; *γένεσις*, generation]. In biology, the evolution of organic forms, either considered individually (*ontogeny*) or tribally (*phylogeny*).
- Biognosis** (*bi-og-nó'-sis*) [*βίος*, life; *γνώσις*, knowledge]. The study of life and its phenomena; biology.
- Biokinematics** (*bi-o-kin-em-at'-iks*) [*βίος*, life; *κίνησις*, motion]. The kinematics of life; the science of the motions or movements that are essential to life.
- Biokinesigenesis** (*bi-o-kin-es-ij-en'-es-is*) [*βίος*, life; *κίνησις*, movement; *γένεσις*, production]. The origination of the movements of living matter.
- Biokinetics** (*bi-o-kin-et'-iks*) [*βίος*, life; *κίνησις*, motion]. The kinetics of life: the science of the movements that are necessary parts of the process of development. See *Karyokinēsis*.
- Biologic**, or **Biological** (*bi-o-loy'-ik*, *bi-o-loy'-ik-at*) [*βίος*, life; *λόγος*, science]. Pertaining or belonging to biology. **B. Law**. See *Phylogeny* and *Haeckel*.
- Biologist** (*bi-ol'-o-jist*) [*βίος*, life; *λόγος*, science]. One who is a student of biology.
- Biologos** (*bi-o-loy'-os*) [*βίος*, life; *λόγος*, a word]. A designation proposed for the intelligent living power displayed in cellular and organic action and reaction.
- Biology** (*bi-ol'-o-jē*) [*βίος*, life; *λόγος*, science]. The science embracing the structure, function, and organization of life-forms.
- Biolysis** (*bi-ol'-is-is*) [*βίος*, life; *λύειν*, to loosen]. The destruction of life. The devitalization of living tissue.
- Biolytic** (*bi-o-lit'-ik*) [*βίος*, life; *λύειν*, to loosen]. Destructive to life; relating to biolysis.
- Biomagnetism** (*bi-o-mag'-net-izm*) [*βίος*, life; *μάγνησις*, a magnet]. So-called animal magnetism.
- Biometer** (*bi-om'-et-er*) [*βίος*, life; *μετρον*, measure]. Dr. Farr speaks of the Life-Table as a biometer, and of equal importance in all inquiries connected with human life or sanitary improvements with the barometer or thermometer, etc., in physical research; and the keystone or pivot on which the whole science of life-as-urance rests.

Biometry (*bi-om'-et-ri*) [*βίος*, life; *μέτρον*, a measure]. Life-measurement; the estimation of the probable duration of any given life-form—in the past or future.

Biomorphic (*bi-o-mor-fol'-ik*) [*βίος*, life; *μορφωτικός*, fit for shaping]. In biology, having an active pupa.

Biondi's Fluid. A staining-medium used in histologic laboratories. It is a mixture of orange-G., methyl-green, and acid fuchsin. See *Stains, Table of*.

Bionergy (*bi-on'-er-je*) [*βίος*, life; *ἐργον*, work]. Life-force; force exercised in the living organism.

Bionomy (*bi-on'-o-me*) [*βίος*, life; *νόμος*, a law]. Dynamic biology; biodynamics; the science of the laws of life.

Biology (*bi-on-tol'-o-je*) [*βίος*, life; *ἰσχύοντι*, being; *λέγειν*, to speak]. In biology, the physiology of the species or genus, embracing the nomenclature or strictly philosophic in physiology (J. Aitken Meigs.).

Biophagous (*bi-oph'-ag-us*) [*βίος*, life; *φαγεῖν*, to eat]. Feeding upon living organisms, or upon living tissue, as insectivorous plants.

Biophore (*bi'-o-for*) [*βίος*, life; *φέρειν*, to bear]. One of Weismann's hypothetic "bearers of vitality," corresponding to the "plasomes" of Wiesner and Brücke and to the "pangenes" of de Vries, the smallest units that exhibit the primary vital forces, the bearers of the cell-qualities.

Biophysiology (*bi-o-fiz-e-og'-ra-je*) [*βίος*, life; *φύσις*, nature; *γράφειν*, to write]. Descriptive or structural biology; organography, as distinguished from biophysiology.

Biophysiology (*bi-o-fiz-e-ol'-o-je*) [*βίος*, life; *φύσις*, nature; *λόγος*, science]. That branch of biology that includes organogeny, morphology and general physiology.

Bioplasm (*bi'-o-plazm*) [*βίος*, life; *πλάσμα*, form]. Any living matter, but especially germinal or forming matter; matter possessing reproductive vitality. See *Protoplasm*.

Bioplasmic (*bi-o-plaz'-mik*) [*βίος*, life; *πλάσμα*, form]. Relating to or of the nature of bioplasm.

Bioplasson (*bi-o-plas'-on*) [*βίος*, life; *πλάσσω*, forming]. Elsberg's term for living matter. A synonym of protoplasm or bioplasm.

Bioplast (*bi'-o-plast*) [*βίος*, life; *πλάστικός*, formed]. A mass or cell of bioplasm which is a unit of living matter.

Bioplastic (*bi-o-plas'-tik*) [*βίος*, life; *πλάστικός*, formed]. Relating to or of the nature of a bioplast or of bioplasm.

Biopsic (*bi-oph'-sik*) [*βίος*, life; *ὄψις*, vision]. Pertaining to biopsy.

Biopsy (*bi'-op-se*) [*βίος*, life; *ὄψις*, vision]. Observation of the living subject; opposed to necropsy.

Biorbital (*bi-orb'-it-al*) [*bi*, two; *orbita*, a path]. Relating to both orbits.

Bioscope (*bi'-o-skōp*) [*βίος*, life; *σκοπεῖν*, to view]. An instrument used in bioscopy.

Bioscopy (*bi-ōs'-kō-je*) [*βίος*, life; *σκοπεῖν*, to examine]. Examination of the body to ascertain if life be extinct. **B., Electro-**, examination by the aid of the electric current. The muscular reaction is lost to faradic stimulation in about two hours after death in the tongue; after three or four hours in the extremities; after five or six hours in the trunk. The reaction to galvanism persists somewhat longer.

Biosis (*bi-ō'-sis*) [*βίος*, life]. Life; vitality.

Biostatics (*bi-o-stat'-iks*) [*βίος*, life; *στατικός*, causing to stand]. Static biology; the science of the determinate parts of biology, including anatomy, and the physics of the living body.

Biot's Respiration. See *Respiration*.

Biotaxis (*bi-o-taks'-is*) [*βίος*, life; *τάξις*, arrangement].

1. The selective and arranging function or activity of life, or of living cells. 2. Systematic biology; the classification of living organisms.

Biotaxy (*bi'-o-taks-e*). See *Biotaxis*.

Biothalmly (*bi'-o-thal-mē*) [*βυθαῖνος*, vigorous; *βίος*, life; *θαλάσσειον*, to be vigorous]. The art of living long and well.

Biotic (*bi-ōt'-ik*) [*βιωτικός*]. Pertaining to life or to the laws of animal and vegetable progress and evolution.

Biotome (*bi'-o-tōm*) [*βίος*, life; *τομή*, a cutting]. A term applied by Cobbold to a stage in the development of certain entozoa.

Biotomy (*bi-ōt'-ō-me*) [*βίος*, life; *τίπτειν*, to cut]. Vivisection.

Biparasitic (*bi-par-as-it'-ik*) [*bi*, two; *παράσιτος*, a parasite]. Parasitic upon a parasite.

Biparietal (*bi-par-i'-et-al*) [*bi*, two; *parietes*, a wall]. Relating to both parietal bones. **B. Diameter**, the distance from one parietal eminence of the cranium to the other.

Biparous (*bi-par-us*) [*bi*, double; *parere*, to bring forth]. Producing two at a birth.

Bipartite (*bi-par'-it*) [*bi*, two; *pars*, a part]. In biology, composed of two parts or divisions.

Biped (*bi'-ped*) [*bi*, two; *pes*, a foot]. With or having two feet.

Biperforate (*bi-per'-fo-rāt*) [*bi*, two; *perforatus*, bored through]. Having two perforations; as a biperforate hymen.

Bipetalous (*bi-pet'-al-us*) [*bi*, two; *πέταλον*, a petal]. In biology, having two petals.

Biphosphate (*bi-fos'-fat*) [*bi*, two; *phosphorus*]. In chemistry, an acid phosphate.

Biphosphid (*bi-fos'-fid*) [*bi*, two; *phosphorus*]. In chemistry, a phosphid containing twice as much phosphorus as the lower member of the phosphid series.

Biphosphite (*bi-fos'-fit*) [*bi*, two; *phosphorus*]. In chemistry, an acid phosphite.

Bipinnate (*bi-pin'-at*) [*bi*, two; *pinnatus*, feathered]. In biology, doubly pinnate, as a leaf.

Bipolar (*bi-po'-lar*) [*bi*, two; *polus*, a pole]. Having two poles. **B. Nerve-cells**, nerve-cells that have two prolongations of the cell-matter. They are found chiefly in the ganglia of the gray matter of the brain.

Bipubiotomy (*bi-pu-be-ōt'-ō-me*) [*bi*, double; *pubes*, pubes; *τίπτειν*, to cut]. An obsolete operation (in the place of the Cesarean section) in which the pubic bones were both divided. See *Galhiati's* and *Fara-beuf's Operations*.

Birch (*berch*) [*AS., birce*]. Any tree of the genus *Betula*. Birch tar, or the tarry oil of *B. alba*, is useful in certain skin diseases. The bark of *B. luntz*, the American black birch, yields a fragrant volatile oil, identical with that of *Gaultheria procumbens*, for which it is often substituted. **B. Camphor**. Same as *B. Resin*. **B. Resin**. See *Betulin*. **Oleum betulæ** volatile, volatile oil of betula, oil of sweet birch.

Bird-lime (*bird'-lim*). A viscous vegetable substance used in Japan as a local dressing for wounds.

Bird's Formula. The last two figures of the specific gravity of urine nearly represent the number of grains of solids to the ounce contained in the urine. The same two figures multiplied by 2 (**Trapp's Factor**) give the parts per 1000. **Hæser's Factor** is 2.33. **B. Operations**. See *Operations, Table of*.

Bird's-nest Bodies, or Cells. The cells of certain forms of carcinoma, distinguished by the concentric arrangement of their cell-walls. See also *Cancer Nests*. **B. Edible**, the nest of certain species of swift, used by the Chinese as food. It consists of marine algæ, *Gelidium*, cemented by the salivary

mucus of the bird. **B. Sternum**, a deformity of the sternum found in lateral curvature of the spine.

Birhinia (*bi-rin'-e-ah*) [*bi*, two; *rhin*, the nose]. A congenital defect in which there is the formation of two noses.

Birth (*berth*) [ME., *byrth*]. 1. The delivery of a child; parturition. 2. That which is brought forth in parturition. **B.-mark**. See *Necus pigmentosus*. **B.-palsy**, any paralytic affection due to an injury received at birth; less correctly, a congenital paralytic affection due to a lesion that existed in the fetal state. See *Paraplegia, Infantile Spasmus*. **B., Partial**, the incomplete expulsion of a child in labor; of legal value in lawsuits for property. **B., Plural**, the birth of more than a single child. **B., Posthumous**, the birth of a child after the death of its father. **B., Precocious**, the occurrence of natural labor after a shorter pregnancy than is usual. **B., Premature**. See *Libor*. **B.-rate**, the proportion of births per thousand. **B.-root**. See *Bath Root*. **B.-wort**, the plant *Aristolochia climatis* (see *Aristolochia*), so called from its former employment as a depurant after childbirth. Unof. **B., Still**. See *Stillborn*. Some of the *Tests* of live birth are appended: *Breslan T. t.* If the intestines and stomach of the infant float in water on removal from the body it was thought to be proof that the child was born alive. This test is of no value. *Hydrostatic Test*. Suggested by Kaygat. It consists in placing the lungs in water and noting their specific gravity. If inflation has occurred they will float. This test is valuable. *Plouquet's Test*. This consists in estimating the ratio of the weight of the lungs to the weight of the body of the child. Plouquet laid down this rule, that before respiration the weight of the lungs compared to the weight of the body was in the ratio of 1 to 70, and that after respiration it was in the ratio of 1 to 35. The test is of but slight value. *Static test*. Also called *Foderé's* or *Schmüll's Test*. This consists in ascertaining the absolute weight of the lungs, and comparing this weight with the average lung-weights of stillborn children, and of children who have died soon after birth. Foderé fixes the weight of the lungs of stillborn children born at term at 480 grains (1 oz.), and 900 grains (2 oz.) as the weight of the lungs soon after breathing has been established. This test is also of but slight value.

Bisacromial (*bi-ak-roi-m'e-al*) [*bis*, two; *ákromia*, the point of the shoulder-blade]. Relating to the two acromia.

Biscara Button (*bi'-kar-ah but'-un*). See *Furunculo orientalis*.

Bischoff's Operation. See *Operations, Table of*.

Biscuit (*bis'-kit*) [Fr., "twice baked"]. A kind of cake; properly, a small, hard cake. In French pharmacy, medicated biscuits of various kinds are known. **B., Camplin's**, biscuits made of bran for the use of diabetics. They are made as follows: Take one quart of wheat-bran and boil in two successive waters for fifteen minutes, straining the mixture through a sieve until the water comes through clear; after each washing squeeze in a cloth until perfectly dry; spread thinly on a dish and place in a slow oven. If put in at night, let it remain in until morning, when, if dry and crisp, it is fit for grinding. The mass so obtained must be ground in a fine mill and passed through a wire sieve so fine that a brush will be required to push the flour through. Grind again that which remains in the sieve until quite soft and fine. Take three ounces of the powder, three new-laid eggs, from one and a half to two ounces of butter and about half a pint of milk. Mix the eggs with a little of the milk, and warm the

butter with the other portion. Stir the whole well together, adding a little nutmeg and ginger or other spices. Bake in small well-buttered tins in a rather quick oven for about half an hour. Make the cake a little thicker than a captain's biscuit.

Biscuiting (*bis'-kit-ing*). See *Block Teeth*.

Bisection (*bi-sek'-shun*) [*bi*, two; *sectio*, a cutting]. In obstetrics, embryotomy.

Bisexual (*bi-seks'-u-ál*) [*bi*, two; *sexus*, sex]. Having the reproductive organs of both sexes. Hermaphroditic.

Bish (*bish*). Same as *Bikh*.

Bishop's (Stanmore) Operation. See *Operations, Table of*. **B.'s Weed**. See *Ajowan*.

Bishoping (*bish'-op-ing*) [ME., *bischofen*]. In farriery, filing a space between the teeth of a horse.

Bisiliac (*bi-il'-e-ak*) [*bis*, two; *iliacus*]. Relating to the two most distant points of the two iliac crests.

Bischiadic (*bi-is-ke-ad'-ik*) [*bis*, two; *ισκιαδικε*, relating to the hip]. Relating to corresponding points on the two ischia.

Biskra Boil, or Button. See *Furunculus orientalis*.

Bismarck Brown. Same as *Phenylene Brown* and *Tesurine*.

Bismuth, or Bismuthum (*biz'-muth*) [L., gen., *Bismuthi*]. Bi = 210; quantivalence 1, III, v. A pinkish-white crystalline metal, not used in medicine in its metallic form. Its commercial salts are likely to contain arsenic. The insoluble salts of bismuth are feebly astringent and are useful in disordered digestion, acne, eczema, etc. **B. et Ammonii Citras**, soluble in water. Dose gr. j-v. **B. et Ammon. Citras, Liqueur** (B.P.). Dose ʒ ss-j. **B. Carbonas** (B.P.), (Bi₂O₃.CO₂).₃.H₂O. Dose gr. v-xx. **B. Citras**, BiC₆H₇O₂, soluble in water of ammonia; used in the U. S. only for pharmaceutical purposes. Dose gr. ij-v. **B. Oxid.** (B.P.), Bi₂O₃. Dose gr. v-xv. **B. Oxychlorid**, pearl white. Unof. It is used as a cosmetic. **B. Pulvis, Comp., Ferric's Snuff**. Contains two grains of hydrochlorate of morphia in one ounce, with bismuth and acacia. It is used for treating coryza. **B. Salicylas**, Bi(C₂H₃O₃)₃.Bi₂O₃. Dose gr. v-x. **B. Subcarbonas**, (Bi₂O₃.CO₂).₃.H₂O, insoluble; it is best given in emulsion with milk. Dose gr. x-ʒj. **B. Subgallate**. See *Dermatol.* **B. Subiodid**, BiOI, used as an antiseptic dusting-powder, like iodoform. **B. Subnitras**, Bi(ONO₂).₃.H₂O, the salt chiefly used in medicine. It is also used as a cosmetic. Dose gr. x-ʒj. **B. Test**. See *Tests, Table of*. **B., Trochisci** (B.P.); each contains gr. ij. **B., Unguent.**, 60 grains to one ounce. For herpes, piles, etc. **B. White**. See *Conspectus of Pigments*, under *Pigment*.

Bissa (*bis'-ah*) [native African]. An affection of man and sheep, common in Egypt, and characterized by the production of edema. **B. Bol**, a kind of myrrh, from Balsamodendron *Kafal*, a tree of E. Africa. It is used largely in adulterating the finer grades of myrrh, and is said to stimulate powerfully the flow of milk in cows. Unof.

Bistellate (*bi-stel'-at*) [*bi*, two; *stella*, a star]. Shaped like a double star.

Bistephanic (*bi-ste-fan'-ik*) [*bi*, two; *στεφάνιον*, dim. of *στέφανος*, a wreath]. Relating to the stephanions.

Bistort (*bi'-tort*) [*bis*, twice; *tortus*, twisted]. Snake-weed, Adder's-wort. The rhizome of *Polygonum bistorta*, an astringent. Dose of fld. ext. ℥xx-xl. Unof.

Bistoury (*bis'-to-ry*) [Fr. *bistouri*]. A small (straight or curved) knife used in surgery. **B.-caché**, one that has the blade concealed for passing to the point to be incised, and by pressure on the handle the blade is exposed and the incision made.

Bisulcate (*bi-sul'-kat*) [*bi*, two; *sulcus*, a furrow]. Having two furrows or grooves.

- Bisulphate** (*bi-sul'-fat*) [*bi*, two; ME., *sulphur*]. Any acid sulphate having twice the amount of acid contained in the corresponding normal sulphate.
- Bisulphid** (*bi-sul'-fid*) [*bi*, two; *sulphur*]. In chemistry, a sulphur compound in which there are two atoms of sulphur to one atom of the other substance of the compound. **B. of Carbon.** See *Anesthetic*.
- Bisulphite** (*bi-sul'-fit*) [*bi*, two; *sulphur*]. An acid sulphite. The *bisulphite of lime* is used as an antiferment.
- Bitartrate** (*bi-tar'-trat*) [*bi*, two; *táptarov*, tartar]. Any tartrate in which one normal hydrogen atom has been replaced by a base. See *Tartaric acid*.
- Bitemporal** (*bi-tem'-por-al*) [*bi*, two; *tempora*, the temples]. Pertaining or belonging to the two temples.
- B. Triangle.** See *Triangle*.
- Biti** (*bi'-te*) [E. Ind.]. The E. Indian tree *Dalbergia latifolia*; the oil of the root is said to cure or prevent badness. Unof.
- Bitnoben** (*bit-no'-ben*) [Hind. for "black salt"]. An East Indian polychrest remedy composed of salt, myrobalan and iron.
- Bitter** (*bit'-er*) [AS., *bitan*, to bite]. A peculiar, well-known taste, of which quinin presents an example; unpalatable. **B. Almond**, the nut of the *Amygdalum amarum*. It contains hydrocyanic acid. **B. Almond Green.** Same as *Malachite Green*. **B. Almond Oil**, oleum amygdalæ amaræ. See *Benzaldehyd*. **B. Apple**, the fruit of the colocynth, a purgative remedy. **B. Blain**, a West Indian herb, *Vandellia diffusa*, employed in fevers and in hepatic disorders. Unof. **B. Bloom.** The same as *American Centaury*, *q. v.* **B. Bugleweed**, the herb *Lycopus europæus*, alterative and tonic. Dose of fld. ext. $\frac{3}{4}$ ss-j. Unof. **B. Cup**, a cup made of quassia wood. It is a tonic. **B. King**, the shrub or tree, *Soulaema amara*, intensely bitter in all parts, and reputed to be antiperiodic. Unof. **B. Purging Salt**, sulphate of magnesia. **B. Root**, the root of *Gentiana catesbei*, a tonic. **B. Tincture**, the *tinctura amara* (N.F.), prescribed also in the German pharmacy; it is a tincture of gentian, centaury, bitter orange-peel, orange-berries, and zedoary; it is known also as Stomach Drops. **B. Wine of Iron**, a solution of white wine, syrup, citrate of iron and quinin. Tonic. See *Iron*.
- Bittering** (*bit'-er-ing*) [AS., *bitan*, to bite]. A disease of wine in which it acquires a bitter flavor, due to the formation of a substance that develops as the wine ages, or if it be exposed to too high a temperature.
- Bitters** (*bit'-ers*) [AS., *bitan*, to bite]. Medicines characterized by a bitter taste. **B., Aromatic**, medicines that unite the properties of aromatics with those of simple bitters. **B., Simple**, medicines that stimulate the gastro-intestinal tract without influencing the general system. **B., Styptic**, medicines that add styptic and astringent properties to those of bitterness. See *Angustura*.
- Bittersweet** (*bit'-er-swét*). See *Dulcamara*. **B., False.** See *Climbing Staff Tree*.
- Bitumen** (*bit-ul'-men*) [L., *bitumen*]. Mineral pitch or oil composed of various hydrocarbons. In the solid form it is usually called *asphalt*; in the liquid form, *petroleum*. An intermediate form is known as mineral tar or *maltha*. By distillation, bitumen yields benzol, naphtha, paraffin, and various other hydrocarbons, liquid and gaseous.
- Bituminous** (*bit-ul'-min-us*) [*bitumen*, bitumen]. Of the nature of or containing bitumen. **B. Coal.** See *Coal*.
- Biuret** (*bi'-u-ret*) [*bi*, two; *óipov*, urine], $C_2H_5N_3O_2 + H_2O$. A compound formed by exposing urica to a high temperature for a long time. It is readily soluble
- in water and in alcohol; it crystallizes with one molecule of water in the form of warts and needles. When anhydrous, biuret melts at 190° with decomposition.
- B. Reaction, or Test.** See *Tests, Table of*.
- Bivalence** (*bi'-val-ens*) [*bi*, two; *valens*, having power]. In chemistry, a valence or saturating power that is double that of the hydrogen atom.
- Bivalent** (*bi'-val-ent*) [*bi*, two; *valens*, having power]. In chemistry, applied to an element of which an atom can replace two atoms of hydrogen or other trivalent element, or to a radical that has the same valence as a bivalent atom.
- Bivalve** (*bi'-val-ty*) [*bi*, two; *valva*, a valve]. Having two valves or shells, as a mollusc or a speculum.
- Biventer** (*bi'-vent-ter*) [*bi*, two; *venter*, a belly]. Having two bellies, as a muscle. **B. cervicis**, the inner portion of the complexus muscle. **B. maxillæ**, the digastric muscle.
- Biventral** (*bi'-vent-ral*) [*bi*, two; *ventrum*, a stomach]. Having two stomachs; having two bellies; as a digastric muscle.
- Bixin** (*biks'-in*) [*Bixa*, a genus of plants], $C_{16}H_{26}O_2$. An orange-red coloring-matter found in *Annatto*. See *Pigments, Conspectus of*.
- Bizygomatic** (*bi-zi-go-mat'-ik*) [*bi*, two; *ζυγωμα*, the zygomatic arch]. Relating to the most prominent points on the two zygomatic arches.
- Bizzozero's Blood-plates.** See *Blood-plates*. **B. Method**, a method of studying blood-plaques: A drop of a three-quarter per cent. sodium chlorid solution with one part of a concentrated aqueous solution of methyl violet for every 5000 of salt solution, is placed on the finger, which is then punctured. The blood and solution are mixed on the finger.
- Bjeloussow's Gum Arabic and Borax Mass.** For injecting tissues. Take one part, by weight, of gum arabic and make a syrupy solution in water. Take a half part, by weight, of sodium baborate and make a solution in water. Mix the two solutions, when a mass resembling gelatin will be obtained. This mass, which is almost insoluble in water, is rubbed up with water and forcibly strained through linen. Repeat the operation, when a solution miscible in all proportions with water is obtained. This may be colored by carmin or any pigment except cadmium and cobalt.
- Black** (*blak*) [AS., *blec*]. Absence of color or light. The appearance of an object from whose surface none of the spectrum colors is reflected. **B. Alder.** See *Prinos*. **B. Antimony**, antimonium tersulphid, Sb_2S_3 . **B. Ash**, the bark of *Fraxinus sambucifolia*, a mild tonic and astringent. Dose of fld. ext. $\frac{3}{4}$ ss-j. Unof. **B. Asphaltum.** Same as *Japan Black*. **B. Birch.** See *Birch*. **B. Blood**, venous blood. **B. Cancer.** See *Melanosis*. **B. Cohosh.** See *Cimicifuga*. **B.-damp**, carbon dioxid gas, which is found in greater or less quantity in all collieries, being given off by many coals, either mixed with fire-damp, or separately, or produced in various other ways, as by the exhalations of the men, by fires, and by explosions of fire-damp. Also called *choke-damp*. **B. Death.** See *Plague*. **B. Disease, 1.** A disease of malarial origin and pernicious course, characterized by extreme darkening of the skin, which may be brown or black in color. It occurs in the Garo Hills in Assam. 2. See *Aubernage*. **B. Draught.** See *Senna*. **B. Drop.** See *Opium*. **B. Erysipelas.** Synonym of *Anthrax*. **B. Eye**, livor (or sugillatio) oculi. See *Echymosis*. **B. Haw.** See *Viburnum*. **B.-head.** See *Comedo*. **B. Hellebore.** See *Hellebore*. **B. Hoarhound.** See *Baliota*. **B. Induration.** See *Induration*. **B. Infiltration.** See *Miner's Phthisis*. **B. Jaundice**, an excessive jaun-

- dice arising from obstruction of the gall ducts. The color of the skin is greenish black. **B. Lead**, a form of carbon properly known as the mineral graphite.
- B.-Leg, 1.** A febrile, generally fatal disease, chiefly affecting cattle and sheep, which is characterized by the rapid appearance of irregular nodules in the skin and muscular tissues, that are at first tense and very painful, but rapidly become painless and crepitating. There is no enlargement of the spleen. It is caused by anaerobic bacilli. It is also called *Symptomatic Anthrax*.
- 2.** A synonym of the severe form of Purpura. **B. Leprosy.** See *Leprosy*. **B. Measles, 1.** The local Californian name for a disease of the grape, due to *Plasmiospora californica* (Viala and Sanrageau). Cf. *Broussaire*. **2.** *Rubeola nigra*; a grave or malignant form of measles. **B. Pepper.** See *Piper nigrum*. **B. Phthisis.** A synonym of *Miner's Asthma*. **B. Quarter.** Synonym of *Anthrax*. See also *Black Leg*. **B. Sampon.** See *Echinacea Angustifolia*. **B. Snake-root.** See *Cimicifuga*. **B. Spauld.** See *Black-Leg*. **B. Spit.** See *Miner's Phthisis*. **B. Sweat.** See *Chromidrosis*. **B. Tongue, 1.** See *Glossophytia*. **2.** A name given to a condition characterized by the formation upon the dorsum of the tongue of a hair-like deposit that passes through various stages of coloration from yellow to brown and finally black, ultimately disappearing by desquamation as gradually as it came. Repeated recurrence is the rule. It is probably an undue proliferation of the epithelium, the result of irritation. **3.** See *Nigrities*. **4.** A term applied to erysipelatous glossitis. **B. Vomit,** the coffee-ground vomit of yellow fever, etc. **B. Walnut,** the leaves of *Juglans nigra*, a tonic, alterative and deobstruent. Dose of fld. ext. ℥ xx-xxx. Unof. **B. Wash.** See *Hydrargrum*. **B. Willow,** the buds of *Salix nigra*, a bitter tonic with aphrodisiac properties. Dose of fld. ext. ℥ xv-3j. Unof.
- Blackberry** (*blak'-ber-ē*) [AS., *blac; berie*, berry]. See *Rubus*. **B. Cordial,** the *cordiale rubi fructus* (N.F.). Its formula is: blackberry juice, 3 pints; cinnamon in coarse powder, 2 Tr. oz.; cloves and nutmeg, in coarse powder, each ½ Tr. oz.; dilute alcohol, 2 pints; syrup, 3 pints.
- Blackboy Gum.** See *Acaroid Resin*.
- Blackley Blue.** Same as *Soluble Blue*.
- Blackwater Fever** (*blak'-wat-er fē'-ver*). See *Fever*.
- Bladder** (*blad'-er*) [AS., *blædre*, a bladder]. The membranous, sac-like reservoir or receptacle for the urine. **B., Atony of,** inability to expel the urine, from deficient muscular power. **B., Catarrh of.** See *Cystitis*. **B., Extrophy, or Extroversion of,** absence of the anterior wall of the bladder, and more or less deficiency of the corresponding part of the abdomen. **B., Fasciculated,** the walls thrown into ridges by chronic cystitis. **B.-green.** See *Pigment, Conspectus of*. **B., Hernia of.** See *Cystocele*. **B., Inflammation of.** See *Cystitis*. **B., Inversion of,** a protrusion or an invagination of the bladder through the urethra. **B., Irritable,** a condition characterized by constant desire to urinate. **B., Neck of,** the constricted portion continuous with the urethra in front. **B., Nervous,** a condition in nervous patients in which there is a frequent desire to pass water, with inability at the same time to perform the act perfectly, and consequent slight dribbling at its close. **B., Paralysis of,** the same symptoms as in atony, but more marked and due to nervous or central disease. If affecting the neck alone, there is *incontinence*; if the body of the organ, *retention of urine*. **B., Sacculated,** pouches formed between the hypertrophied muscular fibers. **B. Senna,** the plant *Cordia alliodora* of Europe; its leaves are used as a substitute for senna. Unof.
- B. Tetter.** See *Pemphigus*. **B., Trigone of,** the triangular, smooth surface upon the inner surface of the base of the bladder, immediately behind the urethral orifice. **B. Worm.** See *Worm*. **B.-wort.** See *Utricularia*. **B.-wrack.** See *Fucus vesiculosus*.
- Bladdery Fever** (*blad'-er-e fever*). See *Fever*.
- Blade** (*blad*) [ME., *blad*, a leaf of grass]. In biology, the broad part of a leaf. **B.-bone.** The scapula or shoulder-blade.
- Blæsitas** (*blæ'-sit-as*). See *Blæsitas*.
- Blain** (*blan*) [ME., *blane*, a blister]. **1.** A blister; an elevation of the cuticle containing serum. Synonym of *Anthrax*. **2.** A disease peculiar to the ox, marked by sudden swelling of the head, neck, and throat, and by the development of several large vesicles on the tongue that tend to cause suffocation.
- Blainville's Ear.** See *Diseases, Table of, and Ear, Deformities of*.
- Blair's Wheat Food.** A variety of farinaceous food for infants.
- Blake's Disc.** A device used in treating purulent otitis media. It is a paper disc pasted over the perforation of the tympanic membrane after the discharge has ceased.
- Blanc** (*blōh* [arg]) [Fr.]. White. **B. d'argent.** See *Pigment*. **B. fixe.** Same as *Permanent White*. **B.-mange,** a jelly-like food-preparation, having as a basis gelatin, carrageen, isinglass, starch, or arrow-root, boiled with milk and variously flavored.
- Blancard's Pills.** Pills containing the iodid of iron.
- Bland** (*bland*) [*blaudus*, mild]. A term applied to mild and soothing medicines and applications.
- Blandin** (*blan'-din*). See *Glairin*.
- Blandin's Glands.** See *Gland. B.'s Operations*. See *Operations, Table of*.
- Blanket** (*blan'-ket*) [Fr., *blanc*, white]. A woolen covering, so called because originally of white color.
- B. Bath.** See *Bath, Sheet or Pack*.
- Blasius's Operations.** See *Operations, Table of*.
- Blastelasma** (*blas-tel-az'-mah*) [*βλαστός*, a germ; *ἐλασμα*, plate; *pl.*, *Blastelasmata*]. In embryology, any secondary germ-layer appearing from, or later than, the endoderm and ectoderm.
- Blastema** (*blas-tel'-mah*) [*βλαστημα* from *βλαστάνειν*, to germinate]. The formative lymph or pabulum of capillary exudation. A synonym of protoplasm.
- Blastemal** (*blas-tel'-mal*) [*βλαστάνειν*, to germinate]. Of the nature of a blastema; pertaining to a blastema.
- Blastematic** (*blas-tem-at'-ik*), or **Blastematous** (*blas-tem'-at-us*) [*βλαστάνειν*, to germinate]. Blastemal.
- Blastemic** (*blas-tem'-ik*) [*βλαστάνειν*, to germinate]. Relating to blastema; rudimentary; bioplasmic.
- Blastide** (*blas'-tid*) [*βλαστός*, a germ]. In embryology, a very small clear spot on the fecundated ovum marking the place of the nucleus or cytotblast.
- Blasting Gelatin** (*blas'-ting jell'-at-in*). Gelatin Dynamite. A mixture of about 80 parts of nitro-glycerin with 20 of nitro-cellulose. Any non-nitrated cotton or trinitro-cellulose interferes with the solution of the nitro-glycerin. The addition of 4 per cent. of camphor renders the mixture incapable of exploding when struck by a rifle-bullet, but it can be detonated by a strong dynamite cap.
- Blastocardia** (*blas-to-kar'-de-ah*) [*βλαστός*, a germ; *καρδία*, the heart]. The germinal spot.
- Blastocarpous** (*blas-to-kar'-pus*) [*βλαστός*, a germ; *καρπός*, a fruit]. In biology, developing in the fruit.
- Blastocele** (*blas'-to-sel*) [*βλαστός*, a germ; *κοίλος*, hollow]. The central cavity of the blastula or vesicular morula.

Blastocheme (*blas'-to-kēm*) [*βλαστός*, a germ; *ἔχω*, to hold, to have]. In biology, a medusiform zoöid that gives origin to generative elements not immediately, but through the intervention of sexual buds. (Allman.)

Blastochyle (*blas'-to-kil*) [*βλαστός*, a germ; *χυρός*, juice]. In biology, the colorless fluid in the blastodermic vesicles.

Blastocœlum, Blastocœloma (*blas-to-sel'-lom, blas-to-se-lo'-mah*). Same as *Blastocœle*.

Blastocolla (*blas-to-col'-ah*) [*βλαστός*, a shoot; *κόλλω*, glue]. In biology, the balsam produced on buds by glandular hairs.

Blastocolysis (*blas-to-kol-il'-sis*) [*βλαστός*, a germ; *κόλλωσις*, a cutting off]. The arrest of a developmental process.

Blastocyst (*blas'-to-sist*) [*βλαστός*, a germ; *κίστις*, a bladder]. The germinal vesicle.

Blastoderm (*blas'-to-derm*) [*βλαστός*, a germ; *δέρμα*, the skin]. In embryology, the germinal membrane formed by the cells of the morula, lying on the internal surface of the vitelline membrane of the impregnated ovum. The whole hollow sphere, with its surrounding cells, is called the *blastodermic vesicle*, and is formed about the tenth day. The *ectoderm* (or *epiblast*) and the *endoderm* (*eutoderm* or *hypoblast*) layers are simply due to a proliferation of the blastodermic cells about the *germinal area*, whereby the blastoderm is doubled, thus forming these outer and inner layers. The mesoblast or middle layer is developed after the latter, and probably from the hypoblast.

Blastodermic (*blas-to-der'-mik*) [*βλαστός*, a germ; *δέρμα*, the skin]. Relating to the blastoderm.

Blastodisc (*blas'-to-disk*) [*βλαστός*, a germ; *δίσκος*, disc]. A blastodermic disc; a mass or disc capping one pole of the yolk.

Blastogenesis (*blas-to-jen'-es-is*) [*βλαστός*, a germ; *γένεσις*, generation]. In biology, Weismann's theory of origin from *germ-plasm* (*g. v.*) in contradistinction to Darwin's theory of *Pangenesis*.

Blastogeny (*blas-toj'-en-e*) [*βλαστός*, a germ; *γένεσις*, generation]. Haeckel's term for the germ-history of an individual organism; a division of ontogeny.

Blastoma (*blas-to'-mah*) [*βλαστός*, a germ; *όμα*, a tumor; *pl., Blastomata*]. A granular growth due to the presence of a germ or microorganism.

Blastomatic (*blas-to-mat'-ik*) [*βλαστός*, a germ; *όμα*, a tumor]. Relating to a blastoma.

Blastomere (*blas'-to-mēr*) [*βλαστός*, a germ; *μέρος*, a part]. Any one of the nucleated cells or segments into which the fecundated vitellus divides.

Blastomeric (*blas-to-mer'-ik*) [*βλαστός*, a germ; *μέρος*, a part]. Relating to or of the character of a blastomere.

Blastoneuropore (*blas-to-nu'-ro-por*) [*βλαστός*, a germ; *νεῦρον*, a nerve; *πόρος*, a pore]. In biology, the temporary aperture in certain embryos formed by the coalescence of the *blastopore* and *neuropore*.

Blastophore (*blas'-to-for*) [*βλαστός*, a germ; *φέρειν*, to bear]. That part of a sperm-cell that does not become converted into spermatozoa.

Blastophyllum (*blas-to-fill'-um*) [*βλαστός*, a germ; *φύλλον*, a leaf; *pl., Blastophylla*]. An endoderm or an ectoderm; a primitive germ-layer.

Blastophyly (*blas-toff'-il-e*) [*βλαστός*, a germ; *φύλη*, a tribe]. The tribal history of individual organisms.

Blastopore (*blas'-to-por*) [*βλαστός*, a germ; *πόρος*, passage, pore]. In biology, the primitive mouth or archistome, the orifice to the two-layered embryo (*blastula*). "The blastopore is the small opening which leads into the notochordal canal, or after the

canal has fused with the yolk cavity, leads into the archenteron. It is situated at the hind end of the primitive axis (head-process) and marks the anterior boundary of the anus of Kusconi in amphibia, or of the primitive streak, properly so-called, of amniota." (Minot). "Van Beneden's blastopore" is formed previously to the blastodermic cavity.

Blastosphere (*blas'-to-sfer*) [*βλαστός*, a germ; *σφαῖρα*, a sphere]. In biology, the "blastula," "germinal vesicle," or "vesicular germ." A hollow sphere composed of a single, simple layer of germinal cells. A vesicular morula.

Blastostyle (*blas'-to-stil*) [*βλαστός*, a germ; *στύλος*, a pillar]. In biology, a columnar zoöid devoted to the origination of sexual buds.

Blastula (*blas'-tu-luh*) [dim. of *βλαστός*, a germ; *pl., Blastule*]. In embryology, "The earliest form of the diadern, a simple epithelial vesicle, the cavity of which is the large segmentation cavity" (Minot). Cf. *Blastosphere*.

Blastulation (*blas-tu-lat'-shon*) [dim. of *βλαστός*, a germ]. In embryology, the conversion of a morula or mulberry-germ into a blastula or vesicular germ.

Blatta (*blat'-ah*) [L., "blood-colored"]. A genus of the *Blattidae*. **B. (Periplaneta) orientalis**, the cockroach; the powdered body of the cockroach. A popular remedy for dropsy among Russian peasants. It increases the amount of urine and diminishes the amount of albumin. Dose gr. iv-xx. Unof. See *Antihydrophin*.

Blaud's Pill. A pill containing sulphate of iron and carbonate of potash; for use in amenorrhea, etc. See *Pill*.

Bleach (*blēch*) [ME., *blechen*, to make white]. To make white or pale, to diminish the intensity of color.

Bleached Lac. See *Lac*. **Bleaching Powder**, chlorinated lime, a mixture of calcium chlorid and calcium hypochlorite, containing free chlorine gas. It is much used as a disinfectant. **Bleaching Fluid**, *eau de Javelle*, a similar composition obtained by passing chlorine gas into an emulsion of calcium hydrate. The most important bleaching agents are the following: **BLEACHING AGENTS**.—*Acids*: Hydrochloric, Nitric, Sulphuric; *Carbonate of Potassium* (K_2CO_3); its value depends upon the percentage of carbonate it contains; *Caustic Soda* ($NaOH$), a coarse white powder; *Chlorid of lime*, a white powder with a chlorinous odor; it is the most important of all; *Hydrogen dioxide* (H_2O_2), a colorless, odorless liquid. It is called "Golden Hair-dye;" *Permanganate of Potassium* ($K_2Mn_2O_8$); *Soaps*: Tallow, Rosin, and Olive Oil; *Soda Ash* (Na_2CO_3); its value depends on the amount of Na_2O it contains; *Soda Crystals* ($Na_2CO_3 \cdot 10H_2O$).

Bleacher's Eczema (*blech'-erz ek'-zem-ah*). Eczema of the hands of bleachers, due to their continuous immersion in hot water and strong lye.

Blear Eye (*blēr'-i*). See *Blepharitis ulcerosa*.

Bleb (*blēb*). See *Bulla*.

Blebbly (*bleb'-e*) [*S'atch, bleb*, "a blister"]. Covered with blebs.

Blechropyra (*blek-rof'-ir-ah*) [*βληροπύρα*, mild; *πύρα*, heat]. A transient fever; a febricula.

Blechrosphygmia (*blek-ro-sfīg'-me-ah*) [*βληροσφύγμια*, weak; *σφύγμια*, pulse]. Weakness or slowness of the pulse.

Bleed (*blēd*) [AS., *bledan*, to bleed]. To shed or give vent to blood.

Bleeders (*blē-dērz*) [AS., *bledan*, to bleed]. A popular term for those who are subjects of the hemorrhagic diathesis. **B.'s Disease**. See *Hemophilia*.

Bleeding (*blē-din-z*). See *Bloodletting* and *Hemorrhage*.

Blemmatropé (*blém-at-róp*) [*βλέμμα*, a glance; *τροπέω*, to turn]. An apparatus for showing the various positions of the eye in its orbit.

Blennadenitis (*blén-á-dén-í-tis*) [*βλένω*, mucus; *ἀδην*, gland]. Inflammation of the mucous glands and follicles.

Blennelytria (*blén-é-l-é-r-ah*) [*βλένω*, mucus; *ἐντροπή*, sheath]. Leucorrhœa.

Blennemesis (*blén-mé-sis*) [*βλένω*, mucus; *ἐμείναι*, to vomit]. The vomiting of mucus.

Blennemetic (*blén-mé-tik*) [*βλένω*, mucus; *ἐμείναι*, to vomit]. Relating to or of the nature of blennemesis.

Blennenteria (*blén-én-tér-ah*) [*βλένω*, mucus; *ἐντέρον*, intestine]. A mucous diarrhea or dysentery.

Blennenteritis (*blén-én-tér-í-tis*) [*βλένω*, mucus; *ἐντέρον*, intestine; *-ίτις*, inflammation]. 1. Enteritis with a copious discharge of mucus. 2. Inflammation of the mucous membrane of the bowel.

Blennentery (*blén-én-tér-é*). Same as *Blennenteria*.

Blennogenic, or **Blennogenous** (*blén-ó-jén-ík*, or *blén-ó-jén-é*) [*βλένω*, mucus; *γενέω*, production]. Producing or secreting mucus; muciparous.

Blennoid (*blén-óid*) [*βλένω*, mucus; *εἶδος*, form]. Resembling mucus; myxoid; muciform; mucoid.

Blennoma (*blén-ó-má-h*) [*βλένω*, mucus; *ὄμα*, a tumor; *πλ.*, *Blénnomatá*]. 1. A mucous polypus. 2. A myxoma.

Blennometritis (*blén-ó-mé-trí-tis*) [*βλένω*, mucus; *αἰτήρ*, womb; *-ίτις*, inflammation]. Catarrhal metritis.

Blennophthalmia (*blén-óff-tháll-mó-ah*) [*βλένω*, mucus; *ὀφθαλμία*, disease of the eyes]. Catarrhal conjunctivitis.

Blennoptysis (*blén-ó-tis-ís*) [*βλένω*, mucus; *πτύσσειν*, a spitting]. Bronchial mucous expectoration.

Blennorrhagia (*blén-ór-á-jé-ah*) [*βλένω*, mucus; *ῥέω*, to burst forth]. An excessive catarrhal discharge from the urethra or vagina. See *Gonorrhœa*.

Blennorrhagic (*blén-ór-á-jik*) [*βλένω*, mucus; *ῥέω*, to burst forth]. Relating to blennorrhagia.

Blennorrhœa (*blén-ór-é-ah*) [*βλένω*, mucus; *ῥέω*, to flow]. Same as *Blennorrhagia*.

Blennorrhœal (*blén-ór-é-ál*) [*βλένω*, mucus; *ῥέω*, to flow]. Relating to blennorrhœa.

Blennorrhinia (*blén-ór-ín-é-ah*) [*βλένω*, mucus; *ῥίς*, the nose]. Coryza; nasal catarrh.

Blennosis (*blén-ó-sis*) [*βλένω*, mucus; *νόσος*, disease; *πλ.*, *Blénnosis*]. Any disease of a mucous membrane.

Blennostasis (*blén-ó-stás-ís*) [*βλένω*, mucus; *στάσις*, a staying]. The checking or suppression of any mucous discharge.

Blennostatic (*blén-ó-stát-ík*) [*βλένω*, mucus; *στάσις*, a staying]. Affecting a blennostasis; checking mucous discharges.

Blennothorax (*blén-ó-thór-áks*) [*βλένω*, mucus; *θώραξ*, the thorax]. Pulmonary catarrh.

Blennorrhœa (*blén-ó-r-é-ah*) [*βλένω*, mucus; *ὄψ*, ear; *ῥέω*, a flow]. A mucous discharge from the ear.

Blennozemia (*blén-ó-zé-mi-ah*) [*βλένω*, mucus; *ζῆμια*, loss]. Same as *Blennorrhœa*.

Blennuria (*blén-ó-ú-r-á*) [*βλένω*, mucus; *ὄυρον*, urine]. The presence of mucus in the urine.

Blennymentitis (*blén-é-mén-é-tis*) [*βλένω*, mucus; *ἐμύειν*, membrane]. Inflammation of any mucous surface.

Blephara (*blé-f-á-r-ah*). Plural of *Blepharon*, *q. v.*

Blepharadenitis (*blé-f-á-r-á-dén-í-tis*) [*βλέφαρον*, the eyelid; *ἀδην*, a gland]. Inflammation of the Meibomian glands.

Blepharal (*blé-f-á-r-ál*) [*βλέφαρον*, the eyelid]. Relating to the eyelid or to the eyelids.

Blepharanthracosis (*blé-f-á-r-án-thrák-ó-sis*) [*βλέφαρον*,

the eyelid; *ἀνθράκωσις*, a charring; carbunculization]. Carbuncular inflammation of the eyelid.

Blepharedema (*blé-f-á-r-é-dé-má-h*) [*βλέφαρον*, the eyelid; *οἴδημα*, a swelling]. Swelling or edema of the eyelids.

Blepharelosis (*blé-f-á-r-é-l-ó-sis*) [*βλέφαρον*, the eyelid; *εἰλεω*, to roll]. Synonym of *Eutropion*.

Blepharemphysema (*blé-f-á-r-ém-fis-é-l-má-h*) [*βλέφαρον*, eyelid; *εἰσπύσημα*, an inflation]. Emphysema of an eyelid.

Blepharis (*blé-f-á-r-ís*) [*βλεφαρίς*, an eyelash]. An eyelash.

Blepharism (*blé-f-á-r-izm*) [*βλεφαρίζω*, to wink]. Rapid involuntary winking; morbidly excessive nictitation.

Blepharitic (*blé-f-á-r-ít-ík*) [*βλέφαρον*, the eyelid; *ίτις*, inflammation]. Relating to or affected with blepharitis.

Blepharitis (*blé-f-á-r-ít-ís*) [*βλέφαρον*, the eyelid; *ίτις*, inflammation]. Inflammation of the eyelids. **B.**

ciliaris, tarsal ophthalmia; a pustular disease of the border of the eyelids, often the result of local irritation arising from habits of uncleanness. **B. marginalis**, inflammation seated at the marginal border of the lids. **B. ulcerosa**, an ulcerative inflammation of the eyelids.

Blepharo-adenitis (*blé-f-á-r-ó-ad-én-í-tis*). See *Blepharadenitis*.

Blepharo-adenoma (*blé-f-á-r-ó-ad-én-ó-má-h*) [*βλέφαρον*, the eyelid; *ἀδην*, a gland; *ὄμα*, a tumor; *πλ.*, *Blépharo-adenómata*]. An adenoma on the ciliary margin of the eyelid.

Blepharo-atheroma (*blé-f-á-r-ó-ath-ér-ó-má-h*) [*βλέφαρον*, an eyelid; *ἀθήρωμα*, a tumor full of gruel-like matter]. An atheromatous tumor imbedded in the tarsus of the lid; it is cystic and contains a semifluid detrital substance.

Blepharochromidrosis (*blé-f-á-r-ó-kró-mid-ró-sis*) [*βλέφαρον*, the eyelid; *χρῶμα*, color; *ἰδρῶς*, sweat]. Colored sweat of the eyelids, usually of a bluish tint.

Blepharocleisis (*blé-f-á-r-ó-klí-sis*) [*βλέφαρον*, the eyelid; *κλείσις*, closure]. Ankyloblepharon; abnormal closure of the eyelids.

Blepharodyschœa (*blé-f-á-r-ó-dis-kró-ah*), or **Blepharodyschœia** (*blé-f-á-r-ó-dis-kró-í-ah*) [*βλέφαρον*, the eyelid; *δυσ-*, bad; *χρῶμα*, color]. Discoloration of the eyelid from nevus or by any other cause.

Blepharodema (*blé-f-á-r-ó-dé-má-h*). See *Blepharedema*.

Blepharolithiasis (*blé-f-á-r-ó-lith-í-as-ís*) [*βλέφαρον*, the eyelid; *λίθος*, a stone]. The formation of marginal concretions within the eyelid.

Blepharon (*blé-f-á-r-ón*) [*βλέφαρον*, the eyelid; *πλ.*, *Blepharón*]. The eyelid; palpebra.

Blepharoncus (*blé-f-á-r-ón-g-ús*) [*βλέφαρον*, the eyelid; *ὄγκος*, an enlargement]. A swelling of the eyelid.

Blepharopachynsis (*blé-f-á-r-ó-pákh-in-ís*) [*βλέφαρον*, the eyelid; *παχύς*, thick]. Morbid thickening of the eyelid.

Blepharophimosis (*blé-f-á-r-ó-f-ím-ó-sis*) [*βλέφαρον*, the eyelid; *φίμωσις*, a shutting up]. Abnormal smallness of the palpebral openings.

Blepharophryplastic (*blé-f-á-r-ó-frip-lás-tik*) [*βλέφαρον*, the eyelid; *ὄφρυς*, brow; *πλαστικός*, plastic]. Pertaining to the plastic surgery of the lid and eyebrow.

Blepharophyma (*blé-f-á-r-ó-f-í-má-h*) [*βλέφαρον*, the eyelid; *φύω*, a growth; *πλ.*, *Blepharophymata*]. A tumor of, or outgrowth from, the eyelid.

Blepharoplastic (*blé-f-á-r-ó-plás-tik*) [*βλέφαρον*, the eyelid; *πλαστικός*, plastic]. Pertaining to blepharoplasty.

Blepharoplasty (*blef'-ar-o-plas-te*) [*βλεφαρον*, the eyelid; *πλασσειν*, to form]. An operation for the formation of any part of the eyelid destroyed by wound or lesion, by engrafting or transplanting from a contiguous healthy part.

Blepharoplegia (*blef'-ar-o-plé'-je-ah*) [*βλεφαρον*, the eyelid; *πληγή*, a stroke]. Paralysis of an eyelid.

Blepharoptosis (*blef'-ar-op-to'-sis*) [*βλεφαρον*, the eyelid; *πτωσις*, a fall]. Ptosis of an upper eyelid. See *Ptosis*.

Blepharopyorrhea (*blef'-ar-o-pi-or'-ah*) [*βλεφαρον*, the eyelid; *πιον* pus; *ρηνειν*, to flow]. A flow of pus from the eyelid.

Blepharorrhaphy (*blef'-ar-o'-a-fe*) [*βλεφαρον*, the eyelid; *ραφή*, a seam]. The stitching together of a part of the blepharal slit.

Blepharorrhea (*blef'-ar-or-el'-ah*) [*βλεφαρον*, the eyelid; *ροια*, a flow]. A discharge from the eyelid.

Blepharospasm (*blef'-ar-o-spazm*) [*βλεφαρον*, the eyelid; *σπασμός*, a spasm]. Spasm of the orbicularis palpebrarum muscle. Excessive winking.

Blepharospath (*blef'-ar-o-spah*) [*βλεφαρον*, the eyelid; *σπάθη*, a blade]. A forceps for taking up or holding an artery; for use in operations on the eyelid.

Blepharostat (*blef'-ar-o-stat*) [*βλεφαρον*, the eyelid; *ιστάται*, to cause to stand]. An instrument for holding the eyelids apart or firm whilst performing operations upon the eyes or lids.

Blepharostenosis (*blef'-ar-o-ste-no'-sis*) [*βλεφαρον*, the eyelid; *στενός*, narrow]. Diminution of the space between the eyelids.

Blepharosynechia (*blef'-ar-o-sin-ek-i'-ah*) [*βλεφαρον*, the eyelid; *συνέχεια*, a holding together]. The adhesion or growing together of the eyelids.

Blepharotomy (*blef'-ar-ot'-o-mé*) [*βλεφαρον*, the eyelid; *τέμνειν*, to cut]. Incision into the eyelid. **B.**, **Oblique**. Sphincterotomy, or Stellwag's operation. See *Operations, Table of*.

Blesitas (*blé'-sit-as*) [*blesus*, a lisping]. Stammering or lisping; the use of a vocalized consonant instead of a mute; as *b* for *p*. Also the condition of one with distorted limbs. Applied also to an angular curvature of the spine. The term is loosely used.

Blessed Thistle. (*bles'-ed this'-l*). See *Carduus*.

Blight (*blit*) [origin unknown]. A partial paralysis of certain facial nerves, arising from sudden or extreme cold. **B. of the Eye**, an extravasation of blood within the conjunctiva.

Blind (*blind*) [AS., *blind*]. Without sight. Deprived of sight. **B. Spot**, that part of the area of the fundus of the eye where the optic nerve enters. **B. Stagers**. See *Stagers*.

Blinder (*blind'-er*) [AS., *blind*]. A shield worn before an eye, to temporarily throw it out of function. See *Gould, Method of*. **B. Treatment** of monocular amblyopia. See *Gould, Method of*.

Blindness (*blind'-nes*) [AS., *blind*]. Want of vision.

Color-B., subnormal perception of colors. This condition is found in about 4 per cent. of people, is more frequent in men than in women, and is probably due to non-exercise of the color sense. **Complete Color-B.** is very rare, the different colors probably appearing as different intensities or shades of white light. In **Partial Color-B.** subnormal perception of red is the most frequent, green, blue and yellow, respectively, being next in order. **Tests for Color-B.** usually consist in matching and classifying colored yarns.

Cortical B., l. due to lesion of the cortical center of vision. **Day-B.** See *Nyctalopia*. **Mind-B.** See *Psychic B.* **Moon-B.**, a rare condition of retinal anesthesia said to be due to exposure of the eyes to the moon's rays in sleeping. **Night-B.** See *Hemeralopia*. **B.**, **Object-**. See *Apraxia*. **Psychic B.**,

loss of conscious visual sensation from destruction of the cerebral visual center; there is sight but not recognition. **Snow-B.**, photophobia and conjunctivitis due to exposure of the eyes to the glare of sunlight upon snow. **B.**, **Word-**. See *Alph^a u.*

Blister (*blis'-ter*) [ME., *bliter*, a vesicle]. A vesicle resulting from the exudation of serous fluid between the epidermis and true skin. Also the agent by which the blister is produced. **B.**, **Fly**, a beetle, *C. anthracisatoria*, the body of which is used as a blistering agent; a blister of cantharides. **B.**, **Flying**, a blister that remains long enough to produce redness of the skin and not vesication. **B. Test**, for gout. The serum from a blister in a gouty individual will yield crystals of uric acid when examined by Garrod's thread test (*y. z.*), only, however, when the blister is situated at a distance from the affected joint. According to Garrod the acid cannot be detected in the fluid from a blister in the neighborhood of the gouty articulation, and he infers that gouty inflammation causes a local destruction of uric acid.

Blistering (*blis'-ter-ing*) [ME., *blister*, a vesicle]. Forming a vesicle upon the skin. **B. Collodion**, a solution of cantharidin in ether. **B. Liquid**. Same as *B. Collodion*. **B. Paper**, paper saturated with cantharides; used for producing vesication.

Bloat (*blot*) [ME., *blote*, swelling]. 1. Puffiness; edema; turgidity from any cause, as from anasarca. 2. A form of colic in the horse produced by tympanitic distention of the intestines. Also called *Wind Colic*.

Block (*blok*) [ME., *blok*, a piece of wood]. In dentistry a mass of gold foil for filling teeth, made by folding a tape of foil upon itself several times by means of pliers.

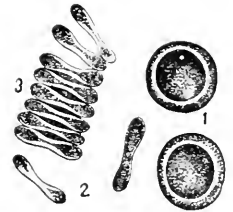
B. Teeth. Two or more artificial teeth carved from a piece of ivory, or carved or moulded from a mass of porcelain paste and afterwards baked and enamelled. **B. Teeth, Biscuiting, or Crucing of**. The teeth, after being moulded or carved, are placed on a slide and put in the muffle of a furnace and subjected to a bright-red heat, by which process the particles become sufficiently agglutinated and hardened to receive the enamel. This is called *biscuiting* or *crucing*.

Blond (*blond*) [Fr., *blond*, light, fair]. 1. Light complexioned; fair. 2. A person with a fair complexion.

Blood (*blud*) [ME., *blood*]. The fluid that circulates through the heart, arteries, and veins, supplying nutritive material to all parts of the body. In the human being the blood of the arteries is bright-red; that of the veins dark-red. Blood consists of colorless plasma in which are suspended the red and colorless corpuscles. When exposed to the air it coagulates, forming a red-clot and a yellowish fluid called serum. Healthy blood consists of 79 per cent of water, and 21 per cent solids. **B.-Casts**, tubecasts to which red blood corpuscles are attached.

B.-Corpuscles, small, circular, biconcave discs floating in the blood. Red corpuscles are circular in mammals (except the camel), and elliptical in birds and reptiles. In man they are about $\frac{3}{1000}$ inch in diameter and $\frac{1}{1000}$ inch thick. Colorless corpuscles are about one-third larger in diameter and comparatively few. They exhibit movements similar to those of *amœbe*.

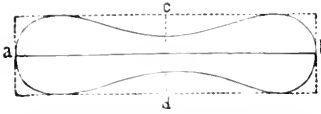
The coloring-matter of the B. is found in a substance



HUMAN COLORED BLOOD-CORPUSCLES.

1, on flat; 2, on edge; 3, leucocyte corpuscle. (After Landois.)

known as hemoglobin, and is said to be due to minute quantities of the salts of iron. **B.-cure**, the therapeutic employment of fresh blood, mainly that of bullocks,



LEAF TRANSVERSE SECTION OF A HUMAN RED BLOOD-CORPUSCLE (MAGNIFIED 500 TIMES).
a, b, diameter; c, d, thickness. (After Landouzy.)

B.-crystals, crystals of a substance known as hematoïdin. **B., De fibrinated**, freshly shed blood that has been beaten with a glass rod or tongs until the fibrin has all adhered to the rod in the form of a solid, fibrous, yellowish-white, elastic mass. **B.-flower**, See *Ascidipis*. **B.-flake**. See *Bilharzia Hematobia*. **B., Gases of**, certain gases given off when blood is exposed to the vacuum produced by an air-pump. They are carbonic acid, nitrogen, and oxygen, and constitute about half of the volume of the blood. **B.-globules**. Same as *B.-corpuscles*. **B.-heat**, a temperature varying from 98° to 100° F. **B.-islands**, a term applied to the groups of corpuscles developed during the first days of embryonic life, within the large branched cells of the mesoblast. **B., Loss of**. See *Hemorrhage*. **B.-mole**, in obstetrics, a mole consisting of the decidua only, interspersed with effusions of blood, the fetus having been expelled. **B.-plaque**. See *B.-platelets*. **B.-plasma**, the *liquor sanguinis*, or fluid part of the blood. **B.-plate**. See *B.-platelets*. **B.-platelets**; besides the red and colorless corpuscles, the blood contains smaller formed elements, concerning which there are many theories and names. Hayem describes *Hematoblasts*; Pouches describes *Globulins*; Max Schultze, *Körnchen* (elementary bodies); Bizzozero, *Blut-plättchen*, or *Blood-platelets*. They are circular or oval, light gray, and in human blood destitute of nuclei. They are from 1 to 1.3 μ in size, there being from 18,000 to 300,000 in the cubic millimeter. **B.-poisoning**, a common term denoting any ailment arising from the introduction of decomposing organic matter or putrefactive germs into the blood. See *Anthrax*, *Pyemia* and *Septicemia*. **B.-pressure**, the force of compression exerted by the blood upon the walls of the vessels under the influence of the heart's action, the elastic walls, etc. Various instruments have been devised to estimate the amount of this pressure, the *Hemodynamometer of Poiseuille*, *Ludwig's Kymograph*, *Fick's Spring Kymograph*, *Basel's Sphygmomanometer*, the *Gradwohl Sphygmograph*, etc. **B.-root**. See *Sanguinaria*. **B.-shot**, extravasated with blood. **B.-spavin**. See *Spavin*. **B.-stone**. See *Conspectus of Pigment*, under *Pigment*. **B.-striking**. Synonym of *Anthrax*. See also *Black-leg*. **B.-tablet**. See *Blood-plate*. **B.-tumor**. See *Hematoma*. **B.-vessel**, a tube-like structure for conveying the blood through the body. Cf. *Artery* and *Vein*.

Bloodless (*bloodless*) [ME., *blood*]. Without blood. **B. Operations**, surgical operations, such as amputations, in which the member is so bandaged by compresses and elastic bands that the blood is expelled and kept from the part to be operated upon.

Bloodletting (*bloodletting*) [ME., *blood*; *leten*]. The artificial abstraction of blood from the body. **B., General**, venesection or phlebotomy; it acts by reducing the heart's action and diminishing the quantity of blood. It is occasionally used with excellent results in

pneumonia, sunstroke, etc. **B., Local or Topical**. See *Cupping*, *Leeching* or *Scarification*. It is useful in certain inflammatory conditions.

Bloody (*bloody*) [ME., *blood*]. Having the nature of, or filled with blood. **B. Flux**. See *Dysentery*. **B. Milk**. See *Red Milk Bacillus* and *Bacteria*, *Synonymatic Table of*. **B. Murrain**. Synonym of *Anthrax*. **B. Sweat**. See *Ephidrosis*.

Bloom (*blom*) [ME., *blom*, a blossom]. 1. A blossom. 2. A state of health. 3. See *Lubricating Oils*.

Blossom (*blōs-um*) [ME., *blossom*, a flower]. In biology, (1) the flower of a plant; (2) to put forth flowers.

Blotch (*blotch*) [origin uncertain]. A pimple or blemish; a small discolored patch of skin; a group of small pustules.

Blow (*blo*) [AS., *blōvan*]. 1. To pant. 2. To deposit eggs upon, as flies.

Blowing Sound. See *Belloses Murmur*.

Blown (*blon*) [ME., *blowen*]. In farriery, with the stomach distended from gorging with food. **B. Meat**, meat that has been blown up with air in order to give it a white color and to hide defects in its condition.

Blow-pipe (*blōf-pip*). A cylindrical tube, from twelve to eighteen inches long, about half an inch in diameter at one end, and gradually tapering to a fine point or nozzle, which may be straight or bent at a right angle; it is used in directing the flame of a lamp in a fine conical tongue. **B., Automaton**, in dentistry, a blow-pipe especially designed for crown and bridge-work, into which the air is admitted and conducted through a small tube to the upper end of another which admits illuminating gas. The supply of both air and gas is regulated by the pressure of the thumb or fingers on the rubber tubes of the appliance. **B., Oxyhydrogen**, an apparatus for producing intense heat by burning hydrogen or illuminating gas at the end of a mixing nozzle.

Bloxam's Test. See *Tests, Table of*.

Blue (*blō*) [ME., *blew*]. One of the colors of the spectrum. **B., Alexandria**. Same as *Egyptian Blue*.

B.-Baby, a child with blue disease. **B.-bottle**. See *Centauria*.

B. Blindness, acyanopsia. **B. Cohosh**. See *Caulophyllum*. **B. Disease**, cyanosis of the new-born, due frequently to congenital disease of the heart. This usually consists in constriction of the pulmonary artery with deficiency in the septum of the ventricles, the aorta communicating with the right ventricular cavity. See *Cyanopathy*.

B. Flag. See *Iris*. **B. Gentian**, the root of *Gentiana cathartica*, tonic and stomachic. Dose of fld. ext. \mathfrak{m} x-xl. Unof. **B. Gum**. See *Gingival*. **B. Gum Tree**. See *Eucalyptus*. **B. Cardinal Flower**. Synonym of *Lobelia syphilitica*.

B. Edema, a puffed and bluish appearance of the limb sometimes seen in hysterical paralysis. **B. Jaundice**. See *Acetico-cardia*.

B. Line. See *Lead Line*. **B. Malachite**. Same as *Azurite*. **B. Mass**. See *Hydrargyrum*.

B.-milk Bacillus, *Bacillus cyanogenus*; it imparts a blue color to milk and renders it irritating to the stomach and intestine. See *Bacteria, Synonymatic Table of*.

B. Ocher. See *Conspectus of Pigments* under *Pigment*. **B. Ointment**. See *Hydrargyrum*.

B. Pill. See *Hydrargyrum*. **B., Prussian**. See *Pigment*. **B. Stick**. Same as *B. Stone*. **B. Stone**. See *Copper* and *B. Vitriol*.

B. Verditer. Same as *Bremen Blue*. **B. Vervain**. See *Verbena*. **B. Vitriol**. See *Conspectus of Pigments*, under *Pigment*.

Blues (*blōoz*) [ME., *blōz*]. A popular name for short periods of mental depression; they are usually associated with indigestion.

Blumenbach, Clivus of. See *Clivus*. **B., Plane of**. See *Plane*.

- Blunt-hook** (*blunk'-hook*). An obstetric instrument, used mainly in embryotomy.
- Blunzen** (*blunz'-en*) [Ger.]. A peculiar Württemberg sausage, made by filling the stomachs of hogs with meat, and cured by a method favoring putrefaction. This is the most common source of sausage-poisoning. See *Allantiasis* and *Botulismus*.
- Blushing** (*blush'-ing*) [ME., *blushen*, to glow]. The reddening of the face through shame, modesty, or confusion. See *Rubor*.
- Boa** (*bo'-ah*) [L.]. An ancient name applied to various eruptions and eruptive diseases, as measles, smallpox, hydroa, syphilis. **B. Vista Fever.** See *Fever*.
- Boas's Test.** See *Tests, Table of*.
- Boat-belly** (*bo'-bel-e*). See *Scaphoid Abdomen*.
- Bobb's Operation.** See *Operations, Table of*.
- Bochdalek's Ganglion.** See *Ganglia, Table of*. **B's Pseudo-ganglion.** See *Pseudo-ganglion*.
- Bock, Nerve of.** See *Nerves, Table of*.
- Bockhart's Blood-serum Mercury.** A mercurial used in the treatment of syphilis. It is prepared as follows from the blood of sheep, horses, or oxen: 10½ drams of blood-serum, sterilized after Koch's method, are placed in a graduated glass, and then mixed with a solution of 45 grains of bichlorid of mercury dissolved in one ounce of boiling distilled water. The precipitate formed is redissolved by the addition of 105 grains of chlorid of sodium, dissolved in five drams of distilled water. This compound is then a three per cent. solution of blood-serum mercury. By adding enough distilled water to make six ounces five drams, we have the solution generally used, containing one and one-half per cent of the mercurial salt. Injections of 15 minims (containing one-quarter grain of sublimate, combined with albumin) are made daily.
- Bodo** (*bo'-do*) [L.]. A genus of flagellate protozoans. **B. saltans** has been reported as living in great numbers in unhealthy ulcerations. **B. urinarius** has been found in the urine of cholera-patients.
- Body** (*bod'-e*) [AS., *bodig*]. 1. The animal frame with its organs. Also a cadaver or corpse. 2. This term is applied by the manufacturer of porcelain teeth to the parts composing the principal portion of the artificial organ. 3. The tube of a microscope, including the draw-tube; it is the tube receiving the ocular at one end and the objective at the other. See also *Corpus*, and *Corpora*. **B. Cells.** See *Heredity*. **B. Louse.** See *Pediculus*. **B.-plasm.** See *Somatoplasm*, under *Heredity*. **B., Sub-thalamic.** See *Luvys, Body of*.
- Boeckel's Operations.** See *Operations, Table of*.
- Boerhaave, Glands of.** See *Gland*.
- Bog** (*bog*) [E. dial.]. To ease the body by stool.
- Bog** (*bog*) [Gael., *bogan*, a bog]. Ground that is wet and spongy. **B.-bean.** See *Buckbean*. **B.-spavin.** See *Spavin*.
- Bogue's Operation.** See *Operations, Table of*.
- Böhm's Acid Carmin.** See *Stains, Table of*. **B.'s Operation.** See *Operations, Table of*.
- Böhmer's Hematoxylin Solution.** See *Stains, Table of*.
- Bohun Upas** (*bo'-hun-u'-pas*). See *Antiar* and *Upas*.
- Boil** (*boil*) [ME., *boile*]. A furuncle; a localized inflammation of the skin and subcutaneous connective tissue attended by the formation of pus. See *Furunculus*. **B., Aleppo or B., Delhi,** a peculiar ulcerative affection endemic in India, due to a specific and pathogenic microbe. It has been proposed by Heydenreich to call this *Tropical Boil*. Other names are *Penjdch Boil* and *Bouton Biskra*. **B.-plague.** Synonym of *Anthrax*.
- Boiled Oil.** Linseed oil that has been heated to a high temperature (130° C. and upward), while a current of air is passed through or over the oil, and the temperature increased until the oil begins to effervesce from evolution of products of decomposition. **B.-sago Matter.** Vitreous-looking bodies frequently seen in the stools of dysentery. They are simply granules of starch ingested as food and remaining partially or wholly undigested. They are also called *Frogs'-spawn matter*.
- Boiler-makers' Deafness.** See *Deafness*.
- Boiling** (*boil'-ing*) [ME., *boilen*, to stir]. The vaporization of a liquid when it gives off vapor having the same tension as the surrounding air. Most tissues, animal and vegetable, are softened and rendered more or less soluble by boiling. Albumin and most albuminoids, however, are rendered insoluble. The temperature of boiling water at the level of the sea is 212° F. (100° C.); it decreases with increasing altitude. **B. Test.** See *Tests, Table of*.
- Boissons** (*boah'-song*) [Fr.]. Cheap fermented liquors made from raisins or other dried fruits to which sweetened water is added and fermentation allowed.
- Bola** (*bo'-lah*). See *Myrhh*.
- Bolary** (*bo'-lar-e*) [*bolus*, clay]. Of the nature of bole.
- Bolax** (*bo'-laks*). See *Balsam-bog*. **B. Gum.** See *Balsam-bog*.
- Bolbomelanoma** (*bol-bo-mel-an-o'-mah*) [*βολβόμ, a bulb; μελάνομα, blackness*]. Melanotic carcinoma of the eyeball.
- Boldin** (*bol'-din*). See *Boldus*.
- Boldo** (*bol'-do*). See *Boldus*. **B.-glucine,** an aromatic glucosid obtained from *Peumus boldo* and other species. It is a hypnotic in doses of gr. xx-5j. Unof.
- Boldoa** (*bol'-do-ah*) [Chilian, *Boldu*]. A genus of monimiaceous trees. **B. fragrans,** the tree *Peumus boldo*. See *Boldus*.
- Boldus** (*bol'-dus*) [L.]. Boldo. The leaves and stems of an evergreen, *Peumus boldo*, native to Chili and vicinity, sometimes used in anemia and general debility as a substitute for quinin. It contains a bitter alkaloid, *Boldin*, an hypnotic in doses of gr. iij. **B., Ext., Fld.** Dose mj-iv. **B., Tinct.,** contains 20 per cent. of the drug. Dose m-v-vij.
- Bole** (*bol*) [*βόλος, a clod of earth*]. 1. A translucent, soft variety of clay formerly much used in medicine, internally as an astringent, externally as an absorbent. Dose gr. v-x. Several varieties are used, as the *Armenian bole*; the *Lemnian*, and the *French bole*. 2. A bolus. See *Bolus*.
- Boletus** (*bo-le'-tus*) [*βολήτης, a kind of mushroom*]. A genus of fungi, some species of which are edible, while others are highly poisonous. None is official.
- Bologna** (*bo-lon'-yah*) [It]. A city of northern Italy.
- B. Lime.** Same as Vienna White. **B. Phosphorus,** a sulphid of barium, having the property of emitting a pale, feeble light in the dark.
- Bolus** (*bo'-lus*) [L.: *pl., Boli*; Eng. *pl., Boluses*]. A mass of medicine exhibited in the form of a large pill.
- Bombardier Beetle** (*bom-bar-der be'-tl*). See *Brach-cin*.
- Bombax** (*bom'-baks*) [*bombyx, cotton*]. A genus of huge tropical malvaceous trees of many species. Some of these trees afford demulcent diuretic medicines. *Mocmain, q. v.*, is a product of *B. malabaricum*.
- Bombus** (*bom'-bus*) [*βόμβος, a humming sound*]. A ringing or buzzing sound in the ears; tinnitus. Also a sonorous movement or rumbling flatus of the intestines; borborygmus.
- Bona Fever** (*bo'-mah fe'-ver*). See *Fever*.
- Bonbon** (*bon'-bon*) [Fr.]. A confection. **B., Pectoral,** a medicated antitubercic confection.
- Bond's Operation.** See *Operations, Table of*.
- Bonduc Seeds** (*bon'-duk sedz*). See *Bontidella*.

Bonducella (*bon-due-sell'-ah*) [L.]. *Bonduc* Seeds. The seeds of *Cesalpinia bonducella*, a tropical plant. It is a bitter tonic and antiperiodic in intermittent fevers. Dose gr. x-xv. **B.**, **Pulv.**, **Comp.**, contains bonduc and black pepper. Dose gr. xv-xx.

Bone (*bon*) [AS., *ban*, a bone]. A hard tissue that constitutes the framework or skeleton of the body. It is composed mainly of tri-calcium phosphate and cartilage. Bone usually consists of a compact outer mass covered with *periosteum*, surrounding a reticulated inner structure that encloses a central cavity filled with marrow. A transverse section of a long bone shows bone-tissue to be composed of a number of nearly circular zones, each having a central tube, the *Haversian canal*, through which the blood circulates. Surrounding the *Haversian* canal are concentrically arranged belts of oblong spaces called *lacunae*. Each lacuna is the outlet of a number of *canaliculi*, through which the nutrition is conveyed to all parts of the bone. A table of bones is appended. **B. Ash**, the calcic phosphate remaining after bones have been incinerated. **B. Binder**. See *Osteocolla*. **B.-black**. Same as *Animal Black*. **B.-brown**. See *Pigments*, *Conspectus* of. **B. Cartilage**. See *Ostein*. **B.-conduction**, the transmission of sound-waves to the auditory nerve by means of sonorous vibrations communicated to the bones of the skull, the impression reaching the nerve in part directly and in part by way of the tympanic structure. The tuning-fork is the instrument most commonly used as a test of bone-conduction. Bone-conduction is lost or diminished in many of the typical labyrinthine lesions, e. g., in true Meniere's disease. See *Air-conduction*. **B. Earth**. See *Ossiterria*. **B.**, **Epipteric** [*iπi*, upon; *τερον*, a wing], a small Wormian bone sometimes found between the great wing of the sphenoid and the anterior inferior angle of the parietal. **B.-fat**, a whitish-yellow fat obtained by boiling bones. It is used in soap making. **B.-gelatin**. See *Gelatin*. **B.-glue**. See *Glue*. **B. incarial**. See *Incarial*. **B.-nippers**, surgical cutting-forceps for use on bones. **B.-oil**, a foul-smelling oil obtained in the dry distillation of bone. **B.-setter**, a specialist at setting bones; usually an uneducated empiric, and often a pretender to hereditary skill in the business. **B.-spavin**. See *Spavin*. **B.-tumor**. Synonym of *Actinomycosis*.

Bonelet (*bon'-let*). See *Ossicle*.

Bonellein (*bon-ell'-in*) [*Bonellia*, a genus of gephyrean worms, named after F. A. Bonelli, an Italian naturalist]. In biology, the green pigment of certain annelids, as *Bonellia viridis*.

Boneset. See *Eupatorium*.

Bonnafond's Apparatus. An apparatus for generating vapors and injecting them into the middle ear through the Eustachian tube.

Bonnet's Capsule. See *Ocular Sheath*. **B. Operations**. See *Operations*, *Table of*.

Bontius, Pills of. Purgative pills used in dropsy. They contain gamboge, Scocotrin aloes, and gum ammoniac.

Bonwill's Crown. In dentistry, an artificial crown of all porcelain to be grafted on a natural root. **B's. Method, 1.** A method of producing anesthesia. It is done by rapid breathing of the ordinary atmospheric air. The patient opens his mouth and breathes freely, quickly, and deeply, and in a few seconds or minutes partial anesthesia supervenes. **2.** A method of articulating teeth.

Bonzel's Operation. See *Operations*, *Table of*.

Booboo (*boob'-oo*). See *Booboo*.

Boohoo (*booh'-oo*) [native S. Pacific]. A kind of gastritis with slight fever and with great nostalgia and

depression of spirits. It attacks strangers in some of the Pacific Islands.

Booker, Bacillus of. See *Bacteria*, *Synonymatic Table of*.

Boot, Junod's. See *Junod's Boot*.

Boracic Acid (*bo-ras'-tik-as'-id*). See *Acid*, *Beric*; also *Boron*.

Borage (*bo'-rârî*) [ME., *borage*]. The plant *Borago officinalis*, a demulcent, mild refrigerant and diaphoretic. Dose of fld. ext., $\bar{5}$ j. Unof.

Boraginaceae (*bo-raj'-in-a'-se-us*) [*Boraginaceae*, a natural order of plants]. Pertaining to the Boraginaceae.

Borate (*bo'-rat*) [Ar., *boray*, borax]. Any salt of boric acid.

Borax (*bo'-raks*). See *Boron*. **B. Bath**. See *Bath*.

Borborygmus (*bor-bor-ig'-mus*) [*βορβορυγμός*, a rumbling; *pl.*, *Borborygmi*]. A rumbling of the bowels.

Bordeaux Method. A form of cotton antiseptic dressing for stumps.

Borelli's Operation. See *Operations*, *Table of*.

Boric Acid (*bo'-rik-as'-id*). See *Boron*.

Born (*horn*) [AS., *boren*, to bear, bring forth]. Brought into the world by the process of parturition. **B. Alive**. See *Live Birth*.

Borneo Camphor (*bo'-ne-o-kam'-for*). See *Borneol*.

Borneol (*bo'-ne-ol*) [*Bornee*], $C_{10}H_{16}O$. Borneo Camphor; a substance that occurs in *Dryobalanops camphora*, a tree growing in Borneo and Sumatra. It is artificially prepared by acting with sodium upon the alcoholic solution of common camphor. It is quite like Japan camphor, and has a peculiar odor resembling that of peppermint. It sublimes in six-sided leaflets, melts at 198° and boils at 212°. It produces spasms of an epileptiform character.

Born's Method. A method of reconstructing objects from microscopic sections; by means of a camera, the outlines are transferred to wax plates, which are then cut out so as to correspond to the sections.

Boro-borax (*bo-ro-bo'-raks*). A crystalline combination of borax and boric acid. It is used as an antiseptic.

Borofuchsin. See *Boracic*, *Conspectus of*.

Boroglycerid (*bo-ro-glis'-er-id*). See *Boroglycerin*.

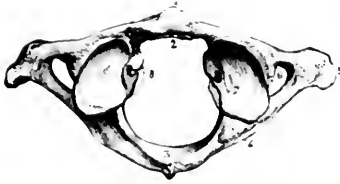
Boroglycerin (*bo-ro-glis'-er-in*) [Ar., *boray*, borax; *γλυκερός*, sweet]. A mixture of boric acid, 62 parts, with glycerin, 92 parts, it is called also *boroglycerid*, and *glyceryl borate*. It is a solid preparation, soluble in water. It is used as a local application in eye and skin affections. It is an active antiseptic in a solution of 1 to 40. Unof.

Boron (*bo'-ron*) [Ar., *boray*, borax]. $B = 11$; quantitative III, V. The base of boric acid and of the mineral borax. **Boracic**, or, more properly, **Boric Acid**, H_3BO_3 , a crystalline substance, found native in the volcanic lagoons of Tuscany. It occurs in white, transparent crystals, soluble in water and alcohol; it is an active antiseptic, and is much used in parasitic diseases of the skin. Dose gr. v-xx. *Unguent. Acidi Borici* (B. P.), contains hard paraffin 2, soft paraffin 4, boric acid 1. It is used as an antiseptic and in dermatology. **Borax**, $Na_2B_4O_7 \cdot 10H_2O$, sodium biborate, occurs in lacustrine deposits as white, transparent crystals, soluble in water, alcohol and glycerin. It is used as an antiseptic wash for ulcers and indolent lesions and is valuable also as an emmenagogue, and in leucorrhœa. Dose gr. v-xl. All unof. *Glycerinum Boracis* (B. P.), contains borax, glycerin and distilled water; it is used as a local application. *Mel Boracis* (B. P.), borax honey, contains borax, clarified honey and glycerin (about 1 in 7); it is used as a local application.

TABLE OF BONES.

NAME.	PRINCIPAL FEATURES	ARTICULATIONS AND VARIETY.	MUSCULAR AND LIGAMENTOUS ATTACHMENTS.
Astragalus.	Irregularly cubical; forms the keystone of arch of foot; head, neck, six articular surfaces.	Tibia, } Fibula, } <i>ginglymus</i> . Os calcis, } Scaphoid, } <i>arthrodia</i> .	Internal and external lateral ligaments.
Atlas.	First cervical vertebra; ring-like; anterior and posterior arches and tubercles; articular surfaces.	Occipital bone— <i>double arthrodia</i> . Axis, four joints— <i>diarthrodia rotatoria and double arthrodia</i>	Longus colli (<i>tubercle</i>), rectus capitis posticus minor (<i>spinous process</i>).
Axis.	Second cervical vertebra; body, odontoid process, pedicles, laminae, spinous process, transverse processes, articular surfaces.	First cervical vertebra— <i>diarthrodia rotatoria and double arthrodia</i> Third cervical vertebra— <i>double arthrodia</i> .	Longus colli, check ligaments.
Calcaneum.	The heel bone; irregularly cuboidal; lesser process [sustentaculum tali], greater process, petro-neal ridge or spine, superior groove, articular surfaces.	Astragalus, } Cuboid, } <i>arthrodia</i> . Scaphoid, }	Tibialis posticus, tendo Achillis, plantaris, abductor pollicis, abductor minimi digiti, flexor brevis digitorum, flexor accessorius, extensor brevis digitorum.
Carpal.	Consists of scaphoid, semilunar, cuneiform, pisiform, trapezium, trapezoid, os magnum, unciform. See <i>Individual Bones</i> .		
Clavicle.	Collar bone, resembles the italic "f"; conoid tubercle, deltoid tubercle, oblique line.	Sternum, } Scapula, } <i>arthrodia</i> Cartilage of first rib, }	Sterno-cleido-mastoid, trapezius, pectoralis major, deltoid, subclavius, sterno-hyoid, platysma.
Coccyx.	The last bone of the vertebral column; resembles a cuckoo's beak; usually composed of four small segments; base, apex, cornua.	Sacrum— <i>amphiarthrodia</i> .	Coccygeus, gluteus maximus, extensor coccygis, sphincter ani, levator ani.
Cranial.	Occipital, parietal (two), frontal, temporal (two), sphenoid, ethmoid. See <i>Individual Bones</i> .		
Cuboid.	Somewhat pyramidal; tuberosity.	Os calcis, } External cuneiform, } <i>arthrodia</i> . 4th and 5th metatarsal bones, }	Flexor brevis pollicis.
Cuneiform (of carpus).	Pyramidal.	Semilunar, } Pisiform, } <i>arthrodia</i> Unciform, } Interarticular fibro-cartilage, }	
Cuneiform (of tarsus). <i>Internal</i> .	Irregularly wedge-shaped; the largest of the three.	Scaphoid, } Middle cuneiform, } <i>arthrodia</i> . First and second metatarsal bones, }	Tibialis anticus and posticus.
<i>Middle</i> .	Wedge-shaped; smallest of the three.	Scaphoid, } Internal cuneiform, } <i>arthrodia</i> . External cuneiform, } Second metatarsal, }	Tibialis posticus.
<i>External</i> .	Wedge-shaped.	Scaphoid, } Middle cuneiform, } <i>arthrodia</i> . Cuboid, } Second, third, and fourth metatarsal bones, }	Tibialis posticus, flexor brevis pollicis.
Ethmoid.	Irregularly cubical; situated at anterior part of base of skull; horizontal or cribriform plate, perpendicular plate, two lateral masses, crista galli.	Sphenoid, } Two sphenoidal— } <i>synarthrodia</i> . turbinated, } Frontal, } Two nasal, } Two superior maxillary, } Two lachrymal, } Two palate, } Two inferior turbinated, } Vomer, }	None.
Femur.	Cylindrical; longest, largest, and strongest bone in the body; shaft and two extremities, head, neck, greater and lesser trochanters, linea aspera, condyles; a long bone.	Os innominatum— <i>enarthrodia</i> . Tibia— <i>ginglymus</i> . Patella— <i>arthrodia</i> .	Gluteus medius, gluteus minimus, pyramiformis, obturator internus, obturator externus, gemellus superior, gemellus inferior, quadratus femoris, psoas magnus, iliacus, vastus externus, gluteus maximus, short head of the biceps, vastus internus, adductor magnus, pectineus, adductor brevis, adductor longus, crureus, subcrureus, gastrocnemius, plantaris, popliteus.

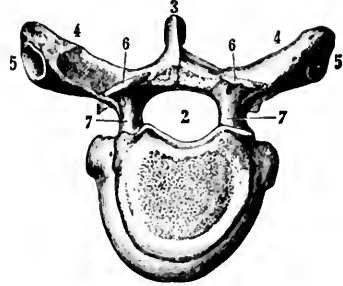
BONES OF THE HUMAN SKELETON.



ATLAS, SUPERIOR SURFACE.

Superior articular process. 5. Tubercle for attachment of transverse ligament.

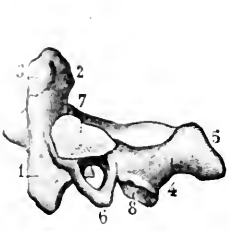
1. Tubercle of anterior arch. 2. Articular facet for odontoid process of axis. 3. Posterior arch and posterior tubercle. 4. Groove for vertebral artery and first cervical nerve. 5. Transverse process. 6. Foramen for vertebral artery. 7.



1

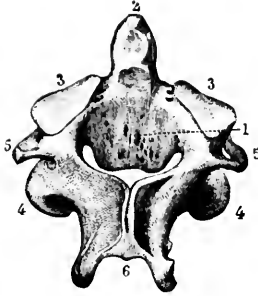
DORSAL VERTEBRA, ANTERO-SUPERIOR VIEW.

1. Anterior surface. 2. Vertebral foramen. 3. Spinous process. 4, 4. Transverse processes. 5, 5. Articular surfaces for tubercles of ribs. 6, 6. Superior articular processes. 7, 7. Pedicles.



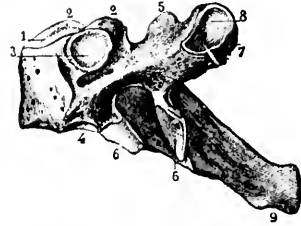
AXIS, LATERAL ASPECT.

1. Body. 2. Odontoid process. 3. Facet for articulating with anterior arch of atlas. 4. Lamina. 5. Spinous process. 6. Transverse process. 7. Superior articular process. 8. Inferior articular process.



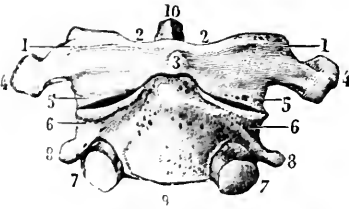
AXIS, POSTERO-SUPERIOR VIEW.

1. Posterior surface of body. 2. Odontoid process. 3, 3. Superior articular processes. 4, 4. Inferior articular processes. 5, 5. Transverse processes. 6. Spinous process.



FIRST DORSAL VERTEBRA, LATERAL VIEW.

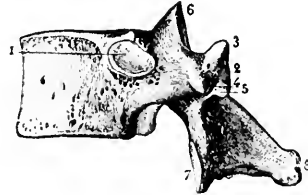
1. Superior surface of body. 2, 2. Semi-lunar processes. 3. Articular facet for head of first rib. 4. Demi-facet for head of second rib. 5. Superior articular process. 6, 6. Inferior articular processes. 7. Transverse process. 8. Articular facet for tubercle of first rib. 9. Spinous process.



ATLAS AND AXIS, ANTERIOR SURFACE.

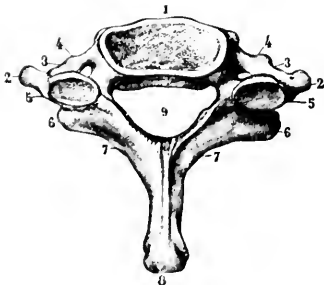
7, 7. Inferior articular processes. 8, 8. Transverse processes. 9. Anterior surface of body of axis. 10. Apex of odontoid process.

1, 1. Lateral masses of atlas. 2, 2. Anterior arch of atlas, including odontoid process of axis. 3. Tubercle of anterior arch. 4, 4. Transverse processes of atlas. 5, 5. Inferior articular processes of atlas. 6, 6. Superior articular processes of axis.



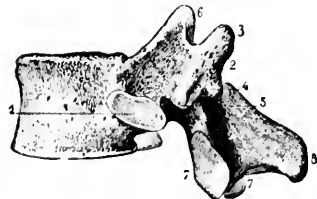
ELEVENTH DORSAL VERTEBRA, LATERAL VIEW.

1. Articular facet for head of eleventh rib. 2. Transverse process. 3. Superior tubercle of transverse process. 4. Inferior and anterior tubercle. 5. Inferior and posterior tubercle. 6. Superior articular process. 7. Inferior articular process. 8. Spinous process.



SEVENTH CERVICAL VERTEBRA, POSTERO-SUPERIOR VIEW.

1. Body. 2, 2. Transverse processes. 3, 3. Anterior or costal roots of transverse processes. 4, 4. Foramina for vertebral arteries. 5, 5. Superior articular processes. 6, 6. Inferior articular processes. 7, 7. Laminae. 8. Spinous process. 9. Spinal foramen.

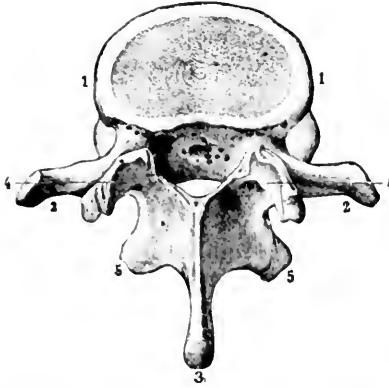


TWELFTH DORSAL VERTEBRA, LATERAL VIEW.

1. Articular facet for head of twelfth rib. 2. Transverse process. 3. Superior and posterior tubercle of transverse process. 4. Inferior and anterior tubercle. 5. Inferior and posterior tubercle. 6. Superior articular process. 7, 7. Inferior articular processes. 8. Spinous process.

TABLE OF BONES.—Continued.

NAME.	PRINCIPAL FEATURES.	ARTICULATIONS AND VARIETY.	MUSCULAR AND LIGAMENTOUS ATTACHMENTS.
Fibula.	Long bone; shaft, upper extremity or head, lower extremity or external malleolus.	Tibia— <i>arthrodia</i> . Astragalus, with the tibia and fibula— <i>ginglymus</i> .	Biceps, soleus, peroneus longus, extensor longus digitorum, peroneus tertius, extensor proprius pollicis, tibialis posterior, flexor longus pollicis, peroneus brevis.
Foot.	Composed of tarsus, metatarsus and phalanges, <i>q. v.</i>		
Frontal.	The forehead bone; a flat bone; a frontal portion and an orbito-nasal portion; frontal eminences, superciliary ridges, supraorbital arches, supraorbital notches or foramina, internal and external angular processes, temporal ridges, nasal notch, nasal spine, nasal eminence or glabella.	Two parietal, Sphenoid, Ethmoid, Two nasal, Two superior max- illary, Two lachrymal, Two malar,	} <i>synarthrodia</i> .
Hand.	Composed of carpus, metacarpus and phalanges, <i>q. v.</i>		
Humerus.	Largest bone of upper extremity; long bone; a shaft and two extremities. Upper extremity presents a head, neck and greater and lesser tuberosities. Lower extremity, trochlea, olecranon fossa, coronoid fossa, external and internal condyles, supracondylar foramen, supracondylar ridges.	Scapula (glenoid cavity)— <i>enarthrodia</i> . Ulna, } Radius, } <i>ginglymus</i> .	Supraspinatus, infraspinatus, teres minor, subscapularis, pectoralis major, latissimus dorsi, deltoid, coraco-brachialis, brachialis anticus, triceps, sub-anconeus, pronator radii teres, flexor carpi radialis, palmaris longus, flexor digitorum sublimis, flexor carpi ulnaris, supinator longus, extensor carpi radialis longior, extensor carpi radialis brevior, extensor communis digitorum, extensor minimi digiti, extensor carpi ulnaris, supinator brevis and anconeus.
Hyoid.	A bony arch; irregular bone; a body, two greater and two lesser cornua.	None.	Sterno-hyoid, thyro-hyoid, omo-hyoid, digastric, stylo-hyoid, mylo-hyoid, genio-hyoid, genio-hyo-glossus, hyo-glossus, middle constrictor of the pharynx.
Ilium.	See <i>Innominate</i> .		
Incus.	Resembles a bicuspid tooth with two roots, body, and two processes.	Malleus— <i>arthrodia</i> (<i>trigger-joint</i>). Stapes— <i>arthrodia</i> .	None.
Inferior maxillary.	Body and two rami; contains the teeth of the lower jaw; symphysis, mental process, mental foramen, coronoid and condyloid process, head, neck, sigmoid notch; irregular bone.	The two temporal bones— <i>bilateral condyloid</i> — <i>diarthrodia</i> .	Levator menti, depressor labii inferioris, depressor anguli oris, platysma myoides, buccinator, masseter, orbicularis oris, genio-hyo-glossus, genio-hyoideus, mylo-hyoideus, digastric, superior constrictor, temporal, internal pterygoid, external pterygoid.
Inferior turbinated.	Situated on the outer wall of the nasal fossa; irregular bone.	Ethmoid, Superior maxillary, Lachrymal, Palate,	} <i>synarthrodia</i> .
Innominate.	Large, 3 parts; flat bone; with its fellow and sacrum and coccyx forms pelvis. <i>Ilium</i> —superior broad expanded portion, crest, superior, middle and inferior curved lines, ilio-pectineal line, venter, articular surface, anterior and posterior, superior and inferior spinous processes, $\frac{2}{3}$ (about) of acetabulum. <i>Ischium</i> —lower and back portion, body, tuberosity and ramus, spine, greater and lesser sacro-sciatic notches, external and internal lips of tuberosity, lower boundary of obturator foramen, $\frac{2}{3}$ (about) of acetabulum. <i>Pubis</i> —body, horizontal ramus, descending ramus, spine, ilio-pectineal line, angle, symphysis, obturator foramen (upper boundary), $\frac{1}{3}$ of acetabulum.	{ With its fellow of } { opposite side, } <i>synarthrodia</i> . { Sacrum, } { Femur— <i>enarthrodia</i> .	



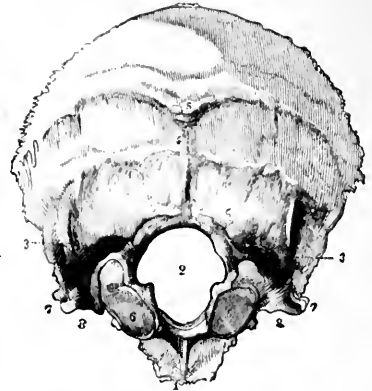
LUMBAR VERTEBRA, POSTERO-SUPERIOR VIEW.

1, 1. Anterior surface of body. 2, 2. Transverse processes. 3. Spinous process. 4, 4. Superior articular processes. 5, 5. Inferior articular processes.



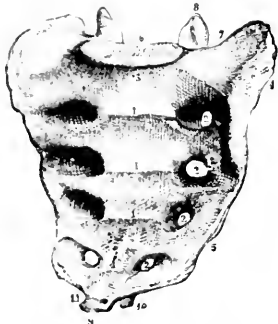
COCCYX, ANTERIOR ASPECT.

1. Base. 2, 2. Cornua. 3. Second coccygeal vertebra. 4. Third coccygeal vertebra. 5. Fourth coccygeal vertebra. 6. Fifth coccygeal vertebra.



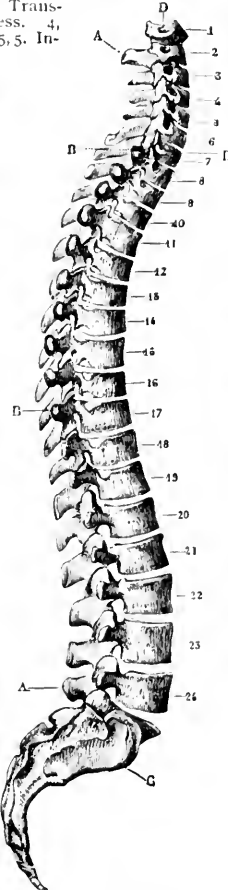
OCCIPITAL BONE, POSTERO-INFERIOR VIEW

1. Basilar process. 2. Foramen magnum. 3, 3. Posterior condyloid foramina. 4. Crest. 5. External occipital protuberance. 6, 6. Condyles. 7, 7. Jugular processes. 8, 8. Jugular fossæ.



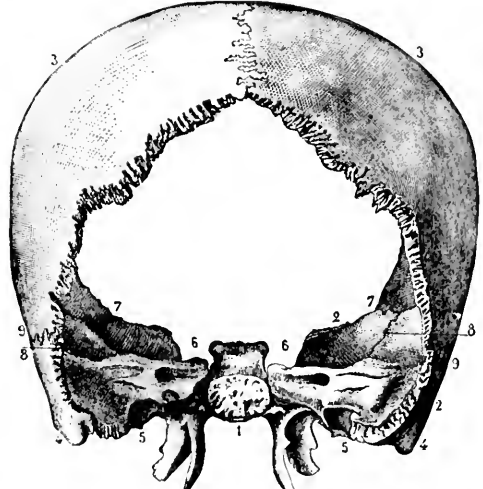
SACRUM, ANTERIOR ASPECT.

1, 1, 1, 1. Bodies of sacral vertebrae, with transverse lines of union. 2, 2, 2, 2. Anterior sacral foramina. 3. Base. 4. Articular surface of lateral aspect. 5. Its inferior portion. 6. Articular surface of base. 7. Notch for formation of last lumbar intervertebral foramen. 8. Superior articular process of first sacral vertebra. 9. Apex of sacrum. 10. Cornu. 11. Notch for transmission of fifth sacral nerve.



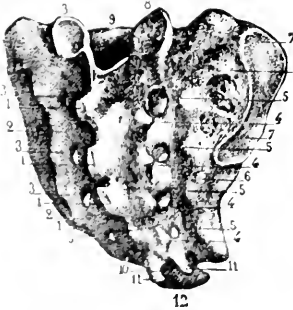
VERTEBRAL COLUMN, LATERAL ASPECT.

1-7. Cervical vertebrae. 8-12. Dorsal vertebrae. 13-24. Lumbar vertebrae. A, A. Spinous processes. B, B. Articular facets of transverse processes of first dorsal vertebra. C. Auricular surface of sacrum. D. Foramina in transverse processes of cervical vertebrae.



PARIETAL, TEMPORAL, AND SPHENOID BONES; POSTERIOR ASPECT.

1. Body of sphenoid bone. 2, 2. Sphenoid and temporal bones. 3, 3. Parietal bones. 4, 4. Mastoid processes. 5, 5. Jugular fossæ. 6, 6. Notches entering into formation of sphenoidal fissures. 7, 7. Spheno-parietal sutures. 8, 8. Spheno-temporal sutures. 9, 9. Temporo-parietal sutures.



SACRUM, POSTERIOR ASPECT.

1, 1, 1, 1. Spinous processes of sacral vertebrae. 2, 2. Sacral groove. 3, 3, 3, 3. Posterior sacral foramina. 4, 1, 4. Articular processes, united. 5, 5, 5, 5. Transverse processes. 6. Cribriform fossa. 7, 7. Articular surface. 8, 8. Superior articular processes of first sacral vertebra. 9. Superior orifice of sacral canal. 10. Groove representing inferior orifice. 11, 11. Cornua. 12. Apex.

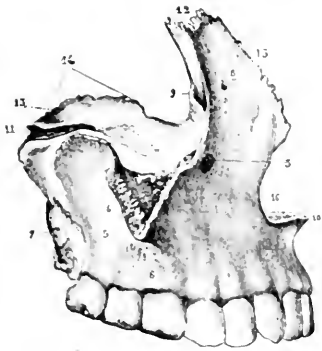


NASAL BONES, EXTERNAL ASPECT.

1, 1. The two nasal bones. 2, 2. Superior extremity. 3, 3. Inferior border. 4, 4. Internal border. 5, 5, 5, 5. External border.

TABLE OF BONES.—Continued.

NAME.	PRINCIPAL FEATURES.	ARTICULATIONS AND VARIETY.	MUSCULAR AND LIGAMENOUS ATTACHMENTS.
Ischium.	See <i>Innominate</i> .		
Lachrymal.	Small; situated at front part of inner wall of orbit; resembles finger-nail; crest, lachrymal groove; flat bone.	Frontal, Ethmoid, Superior maxillary, Inferior turbinated, } <i>synarthrodia</i> .	Tensor tarsi.
Lingual.	See <i>Hyoid</i> .		
Magnum (os).	Largest bone of carpus; occupies center of wrist; head, neck, body; short bone.	Scaphoid, } <i>enarthrodia</i> . Semilunar, } Second } Metacarpal— <i>arthrodia</i> . Third } Fourth } Trapezoid, } <i>arthrodia</i> . Unciform, }	Flexor brevis pollicis (part).
Malar.	Small; quadrangular; at upper and outer part of face; forms prominence of cheek, part of outer wall and floor of orbit, part of temporal and zygomatic fossæ; frontal, orbital, maxillary and zygomatic processes, malar foramen, four borders; irregular bone.	Frontal, Sphenoid, Temporal, Superior maxillary, } <i>synarthrodia</i> .	Levator labii superioris proprius, zygomaticus major and minor, masseter, temporal.
Malleus.	Resembles a hammer; head, neck, handle or manubrium, processus gracilis, processus brevis; irregular.	Incus— <i>arthrodia</i> (trigger-joint).	Tensor tympani.
Maxillary, inferior.	See <i>Inferior maxillary</i> .		
Maxillary, superior.	See <i>Superior maxillary</i> .		
Metacarpal.	Five in number; shaft, base, and head; long bones.	Second row of carpus— <i>arthrodia</i> . Phalanges— <i>condyloid</i> .	To the <i>thumb</i> —flexor and extensor ossis metacarpi pollicis, first dorsal interosseous. <i>Second metacarpal bone</i> —flexor carpi radialis, extensor carpi radialis longior, first and second dorsal interosseous, first palmar interosseous, flexor brevis pollicis (frequently). <i>Third metacarpal</i> —extensor carpi radialis brevior, flexor brevis pollicis, adductor pollicis, second and third dorsal interosseous. <i>Fourth metacarpal</i> —third and fourth dorsal and second palmar interosseous. <i>Fifth metacarpal</i> —extensor carpi ulnaris, flexor carpi ulnaris, flexor ossis metacarpi minimi digiti, fourth dorsal, and third palmar interosseous.
Metatarsal.	Five in number, shaft, base, and head; long bones.	Tarsus— <i>arthrodia</i> . Phalanges— <i>condyloid</i> .	<i>First</i> —tibialis anticus (part), peroneus longus, first dorsal interosseous. <i>Second</i> —adductor pollicis, first and second dorsal interosseous, tibialis posticus (part). <i>Third</i> —adductor pollicis, second and third dorsal, and first plantar interosseous, tibialis posticus (part). <i>Fourth</i> —adductor pollicis, third and fourth dorsal and second plantar interosseous, tibialis posticus (part). <i>Fifth</i> —peroneus brevis, peroneus tertius, flexor brevis minimi digiti, transversus pedis, fourth dorsal, and third plantar interosseous.
Nasal.	Oblong; forms with its fellow the bridge of the nose; nasal foramen, spine, crest; flat bone.	Frontal, Ethmoid, Nasal opposite), Superior maxillary, } <i>synarthrodia</i> .	



SUPERIOR MAXILLARY BONE, EXTERNAL ASPECT.

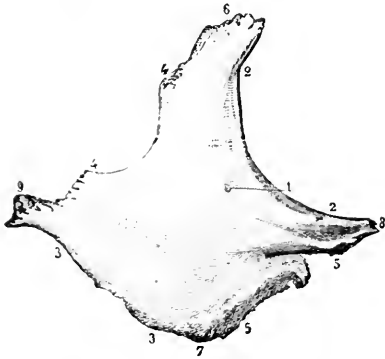
nasal process. 16. Notch for anterior opening of nasal fossie.

1. Anterior aspect of pyramidal process, or canine fossa.
2. Incisive or myrtiliform fossa.
3. Intra-orbital foramen.
4. Summit of pyramidal process, or malar process.
5. Posterior aspect of pyramidal process.
6. Interior border of pyramidal process.
7. Posterior border, or maxillary tuberosity.
8. Nasal process.
9. Posterior border, grooved for lachrymal duct.
10. Anterior nasal spine.
11. Intra-orbital groove.
12. Summit of nasal process.
13. Posterior and superior angle.
14. Superior border.
15. Anterior border of



LACHRYMAL BONE, EXTERNAL ASPECT.

- 1, 1. Vertical crest, dividing external surface into two parts.
2. Spine, in which crest terminates.
3. Sulcus contributing to formation of lachrymal canal.
4. Continuation of preceding, contributing to formation of nasal canal.
5. Posterior division of external surface, contributing to formation of orbit.
- 6, 6. Anterior border.
- 7, 7. Posterior border.
8. Superior extremity.
9. Portion of inferior border that articulates with lachrymal process of inferior turbinated bone.
10. Portion that articulates with orbital plate of superior maxillary bone.



MALAR BONE, EXTERNAL ASPECT.

1. Orifice for malar nerve.
- 2, 2. Superior or orbital border.
- 3, 3. Inferior or zygomatic border.
- 4, 4. Posterior or temporal border.
- 5, 5. Anterior or maxillary border.
6. Superior angle.
7. Inferior angle.
8. Anterior angle.
9. Posterior angle.



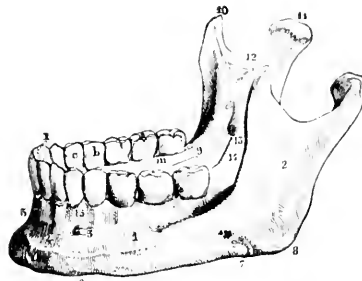
PALATE BONE, EXTERNAL ASPECT.

1. External surface of orbital process.
2. Superior or orbital surface.
3. Anterior or maxillary surface.
4. Notch forming greater part of sphenopalatine foramen.
5. Sphenoidal process.
6. Groove entering into formation of posterior palatine canal.
7. Surface that enters into the formation of base of maxillary sinus.
8. External surface of pterygoid process.
9. Groove to receive posterior border of internal plate of pterygoid process.



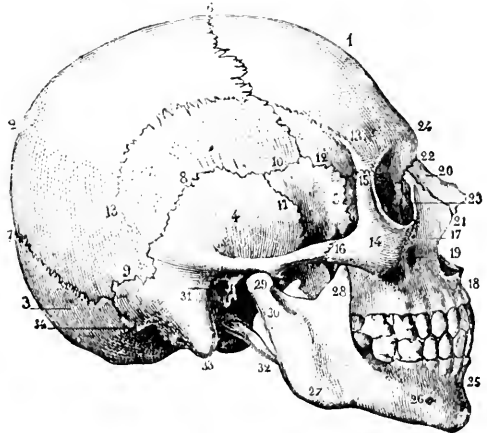
INFERIOR TURBINATED BONE, INTERNAL OR CONVEX ASPECT.

- 1, 1. Antero-posterior ridge, dividing the internal surface into two almost equal parts.
- 2, 2. Inferior border.
- 3, 3. Anterior portion of superior border, articulating with nasal process of superior maxillary bone.
4. Lachrymal process.
5. Ethmoidal process.
6. Portion of superior border that articulates with palate bone.
7. Anterior extremity.
8. Posterior extremity.



INFERIOR MAXILLARY BONE, EXTERNAL ASPECT.

1. Body of bone and external oblique line.
2. Ramus.
3. Symphysis.
4. Incisive fossa.
5. Mental foramen.
6. Depression in inferior border for attachment of digastric muscle.
7. Depression for passage of facial artery.
8. Angle of jaw.
9. Posterior extremity of internal oblique line.
10. Coronoid process.
11. Condyle.
12. Sigmoid notch.
13. Origin of inferior dental canal.
14. Mylo-hyoid groove.
15. Alveolar border.
- a. Incisors.
- b. Bicuspids.
- c. Canines.
- m. Molars.

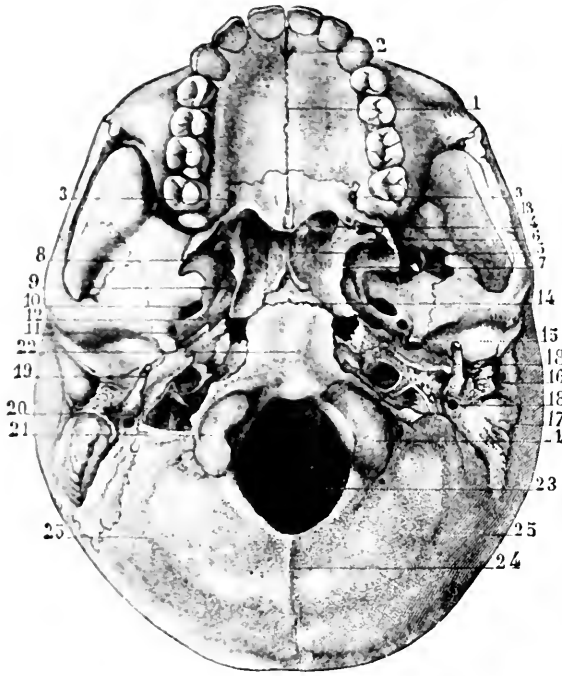


LATERAL ASPECT OF SKULL.

1. Frontal bone.
2. Parietal bone.
3. Occipital bone.
4. Temporal bone.
5. Greater wing of sphenoid bone.
6. Lambdoid suture.
7. Occipito-parietal suture.
8. Squamo-parietal suture.
9. Masto-parietal suture.
10. Spheno-parietal suture.
11. Spheno-temporal suture.
12. Spheno-frontal suture.
- 13, 13. Temporal ridge.
14. Malar bone.
15. Fronto-malar suture.
16. Malo-temporal suture.
17. Malo-maxillary suture.
18. Superior maxillary bone.
19. Intraorbital foramen.
20. Nasal bone.
21. Naso-maxillary suture.
22. Naso-frontal suture.
23. Lachrymal groove, at the bottom of which may be seen the suture between the lachrymal and the superior maxillary bones.
24. Nasal eminence.
25. Inferior maxillary bone.
26. Mental foramen.
27. Angle of lower jaw.
28. Coronoid process.
29. Condyle.
30. Neck of condyle.
31. External auditory canal.
32. Styloid process.
33. Mastoid process.
34. Masto-occipital suture.

TABLE OF BONES.—*Continued.*

NAME.	PRINCIPAL FEATURES	ARTICULATIONS AND VARIETY.	MUSCULAR AND LIGAMENTOUS ATTACHMENTS.
Occipital.	Back part and base of cranium; trapezoid in shape; outer and inner tables; external protuberance, external occipital crest, superior and inferior curved lines, foramen magnum, condyles, jugular process, anterior and posterior condyloid foramina, basilar process, pharyngeal spine, 4 fossæ on internal surface, internal occipital protuberance and crest, grooves for the cerebral sinuses, torcular Herophili, jugular foramen; flat bone.	Parietal (two), Temporal (two), Sphenoid, Atlas— <i>double arthrodia.</i>	Twelve pairs—occipito-frontalis, trapezius, sterno-cleido-mastoid, complexus, biventer cervicis, splenius capitis, superior oblique, rectus capitis posterior, major and minor, rectus lateralis, rectus capitis anterior, major and minor, superior constrictor of the pharynx.
Palate.	Back part of nasal fossa; helps to form floor and outer wall of nose, the roof of mouth and floor of orbit, also sphenomaxillary and pterygoid fossæ and the sphenomaxillary fissure; L-shaped; inferior or horizontal plate, superior or vertical plate, posterior palatine canal, posterior nasal spine, inferior and superior turbinated crests, maxillary process, pterygoid process, accessory descending palatine canals, orbital process, sphenoidal process, sphenopalatine foramen.	Sphenoid, Ethmoid, Superior maxillary, Inferior turbinated, Vomer, Opposite palate,	Tensor palati, azygos uvule, internal and external pterygoid, superior constrictor of pharynx.
Parietal.	Form sides and roof of skull; irregular, quadrilateral; two surfaces, four borders, four angles, parietal eminence, temporal ridge, parietal foramen, furrows for cerebral sinuses, depressions for Pacchionian bodies; flat bone.	Opposite parietal, Occipital, Frontal, Temporal, Sphenoid,	Temporal.
Patella.	Flat; triangular; sesamoid; anterior part of knee-joint; two surfaces, three borders, apex; flat bone.	Condyles of femur— <i>partly arthroidal.</i>	Rectus, crureus, vastus internus, vastus externus.
Pelvic.	Composed of two ossa innominata, sacrum and coccyx, <i>q. v.</i>		
Phalanges of foot.	Two of great toe, three of each of the others; shaft, base, head; long bones.	First row with metatarsal and second phalanges— <i>condyloid.</i> Second of great toe with first phalanx; of other toes, with first and third phalanges, Third row with second row,	<i>First—great toe</i> —inner tendon extensor brevis digitorum, abductor pollicis, adductor pollicis, flexor brevis pollicis, transversus pedis. <i>Second toe</i> —first and second dorsal interosseous, first lumbrical. <i>Third toe</i> —third dorsal and first plantar interosseous, second lumbrical. <i>Fourth toe</i> —fourth dorsal and second plantar interosseous, third lumbrical. <i>Fifth toe</i> —flexor brevis minimi digiti, abductor minimi digiti, third plantar interosseous, fourth lumbrical. <i>Second—great toe</i> —extensor longus pollicis, flexor longus pollicis. <i>Other toes</i> —flexor brevis digitorum, one slip of common tendon of extensor longus and brevis digitorum. <i>Third</i> —two slips from the common tendon of the extensor longus and extensor brevis digitorum, and flexor longus digitorum.
Phalanges of hand.	14 in number, three for each finger and two for thumb; shaft, head, base; long bones.	First row with metacarpal bones and second row of phalanges— <i>condyloid.</i> Second row with first and third rows, Third row with second row,	<i>Thumb</i> —extensor primi internodii pollicis, flexor brevis pollicis, abductor pollicis, adductor pollicis, flexor longus pollicis, extensor secundi internodii. <i>First—index finger</i> —first dorsal and first palmar interosseous. <i>Middle finger</i> —second and third dorsal interosseous. <i>Ring finger</i> —fourth dorsal and second palmar interosseous. <i>Little finger</i> —third palmar interosseous, flexor brevis minimi digiti, abductor minimi digiti. <i>Second—to all</i> —flexor sublimis digit-



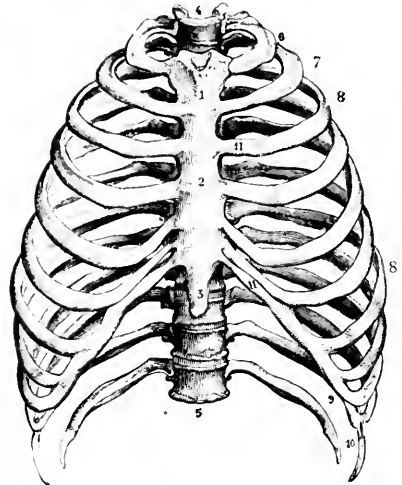
BASE OF SKULL

1. Median suture of palatine vault. 2. Inferior orifice of anterior palatine canal. 3, 4. Inferior openings of posterior palatine canals. 5. Posterior border of palatine vault; posterior nasal spine. 6. Posterior border of nasal septum. 7. Hamular process. 8. Internal pterygoid plate of sphenoid bone. 9. External pterygoid plate. 10. Oval or inferior maxillary foramen. 11. Foramen spinosum. 12. Foramen lacerum medium. 13. Zygomatic arch. 14. Spheno-occipital suture. 15. Genoid cavity. 16. External auditory canal. 17. Mastoid process. 18, 18. Styloid process and stylo-mastoid foramen. 19. Inferior orifice of carotid canal. 20. Foramen lacerum posterius. 21, 21. Occipital condyles. 22. Basilar process. 23. Foramen magnum. 24. External occipital crest. 25, 25. Inferior curved lines of occipital bone.



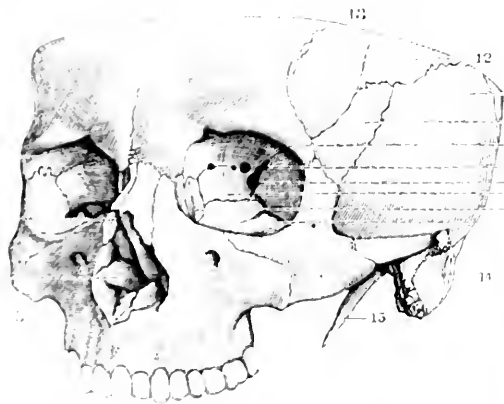
HYOID BONE, ANTERIOR ASPECT.

- 1, 1. Anterior or convex surface of body. 2, 2. Greater cornua. 3, 3. Junction of greater cornua with body. 4, 4. Lesser cornua.



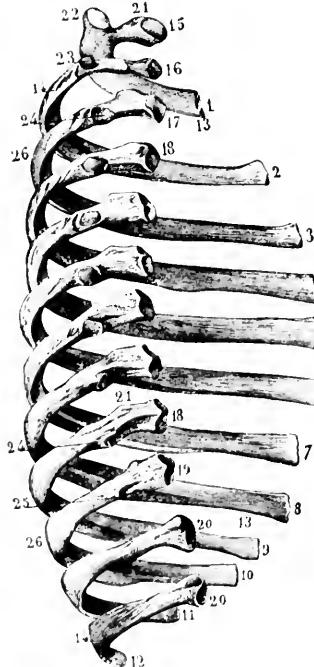
THORAX, ANTERIOR VIEW.

1. Manubrium sterni. 2. Gladiolus. 3. Ensiform cartilage or xiphoid appendix. 4. Circumference of apex of thorax. 5. Circumference of base. 6. 1st rib. 7. 2d rib. 8, 8. 3d, 4th, 5th, 6th and 7th ribs. 9. 8th, 9th and 10 ribs. 10. 11th and 12th ribs. 11, 11. Costal cartilages.



THE ORBITAL CAVITIES.

1. Anterior opening of nasal fossa. 2. Anterior extremity of inferior orbital foramen. 3. Malar bone. 4, 4. Orbital cavities. 5. Ethmoid canal. 6. Os planum of ethmoid. 7. Optic foramen. 8. Sphenoidal foramen. 9. Sphenomaxillary fossa. 10. Great wing of sphenoid. 11. Squamous portion of temporal. 12. Antero-anterior angle of palpebra. 13. Portion of frontal entering into formation of temporal fossa. 14. Mastoid process. 15. Styloid process.



RIBS OF LEFT SIDE, POSTERIOR ASPECT.

- 1-12. Anterior extremities of 12 ribs of left side. 13, 13. Internal surface. 14, 14. External surface. 15. Head of 1st rib. 16. Head of 2d rib. 17. Head of 3d rib. 18, 18. Heads of ribs from 4th to 9th. 19. Head of 10th rib. 20, 20. Heads of 11th and 12th ribs. 21, 21. Necks of ribs. 22. Tubercle of 1st rib. 23. Articular facet of tubercle of 2d rib. 24, 24. Articular facets of tubercles of ribs from 3d to 9th. 25. Articular facet for tubercle of 10th rib. 26, 26. Angles of ribs.

TABLE OF BONES.—*Continued.*

NAME.	PRINCIPAL FEATURES.	ARTICULATIONS AND VARIETY.	MUSCULAR AND LIGAMENOUS ATTACHMENTS.
Phalanges, of hand. <i>Continued.</i>			orum and extensor communis digitorum; in addition. <i>To the finger</i> —extensor indicis. <i>To little finger</i> —extensor minimi digiti. <i>Third</i> —flexor profundus digitorum, extensor communis digitorum.
Pisiform.	Anterior and inner side of carpus; small; spherical; one articular facet; short bone.	Cuneiform— <i>arthrodia</i> .	Flexor carpi ulnaris, abductor minimi digiti, anterior annular ligament.
Pubis.	See <i>Innominate</i> .		
Radius.	Outer side of forearm; shaft, head, neck, tuberosity, lower extremity, oblique line, sigmoid cavity, styloid process.	Humerus— <i>ginglymus</i> . Ulna, { superior— <i>diarthrodia rotatoria</i> . middle— <i>membranous</i> . inferior— <i>diarthrodia rotatoria</i> . Semilunar— <i>condyloid</i> .	Biceps, supinator brevis, flexor sublimis digitorum, flexor longus pollicis, pronator quadratus, extensor ossis metacarpi pollicis, extensor primi internodi pollicis, pronator radii teres, supinator longus.
Ribs.	Twelve in number on each side; shaft, head, neck, tuberosity, angle (anterior and posterior), anterior or sternal extremity; first, second, tenth, eleventh and twelfth are peculiar; flat bones.	Vertebrae— <i>arthrodia</i> . Sternum, { First rib— <i>synarthrodia</i> . Others— <i>arthrodia</i> .	Internal and external intercostals, scalenus, anticus, medius and posticus, pectoralis minor, serratus magnus, obliquus externus, transversalis, quadratus lumborum, diaphragm, latissimus dorsi, serratus posticus superior and inferior, sacro-lumbalis, musculus accessorius ad sacro-lumbalem, longissimus dorsi, cervicalis ascendens, levatores costarum, infracostales.
Sacrum.	Large triangular bone at lower part of vertebral column, and upper and back part of pelvic cavity; composed of five vertebrae; base, promontory, four surfaces, apex, central canal, anterior and posterior sacral foraminae, lateral masses, laminae, articular processes, sacral cornua, transverse processes, sacral groove, ala; irregular bone.	Last lumbar vertebra, Coccyx, Ossa innominata (two),	Pyramiformis, coccygeus, iliacus, gluteus maximus, latissimus dorsi, multifidus spine, erector spinee, extensor coccygis.
Scaphoid, of carpus.	Largest bone of first row; boat-shaped; upper and outer part of carpus; four surfaces; tubercle; short bone.	Radius— <i>condyloid</i> . Trapezium, Trapezoid, Os magnum, Semilunar,	External lateral ligament of wrist.
Scaphoid, of tarsus.	Or navicular bone; boat-shaped; inner side of tarsus, four surfaces, tuberosity; short bone.	Astragalus, Cuneiform (three), Cuboid (occasionally),	Tibialis posticus (part).
Scapula.	Back part of shoulder; triangular; posterior aspect and side of thorax; two surfaces, three borders, three angles, subscapular fossa, subscapular angle, dorsum, spine, supra-spinous and infra-spinous fossae, acromion process, glenoid cavity, neck, head, coracoid process; flat bone.	Humerus— <i>enarthrodia</i> . Clavicle— <i>arthrodia</i> .	Subscapularis, supraspinatus, infraspinatus, trapezius, deltoid, omohyoid, serratus magnus, levator anguli scapulae, rhomboideus major and minor, triceps, teres major and minor, biceps, coraco-brachialis, pectoralis minor, platysma, latissimus dorsi.
Semilunar.	Upper row of carpus; four surfaces, crescentic outline.	Radius— <i>condyloid</i> . Os magnum, Unciform, Cuneiform, Scaphoid,	
Sesamoid.	Small, rounded masses, cartilaginous in early life, osseous in the adult; developed in tendons; inconstant, except patella.		
Sphenoid.	Anterior part of base of skull; bat-shaped, with wings extended; body, two greater and two lesser wings, two pterygoid processes, ethmoidal spine, optic groove, optic foramen, olivary process, pituitary fossa, anterior, middle and posterior clinoid processes, sella turcica, carotid or cavern-	All the bones of cranium, Malar (two), Palate (two), Vomer,	Temporal, external and internal pterygoids, superior constrictor, tensor palati, levator tympani, levator palpebrae, obliquus superior, superior, inferior, internal and external recti.



CLAVICLE, INTERIOR ASPECT.

Longitudinal depression for insertion of subclavius muscle. 1. Rough impression for attachment of costoclavicular ligament. 2, 3. For attachment of coraco-clavicular ligaments. 4, 4. Posterior border. 5, 5. Anterior border. 6. Facet for articulation with sternum. 7. Facet for articulation with acromion.

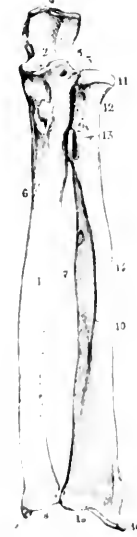


SCAPULA, POSTERIO-LATERAL ASPECT.

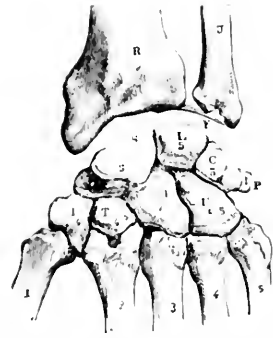
1. Suprascapular fossa. 2. Infraspinous fossa. 3. Superior or coracoid border. 4. Coracoid or suprascapular notch. 5. Axillary or external border. 6. Anterior angle and glenoid cavity. 7. Inferior angle. 8. Rough impression for long head of triceps. 9. Internal or spinal border. 10. Spine. 11. Smooth surface over which trapezius muscle glide. 12. Acromion. 13. Base of spine. 14. Coracoid process.



HUMERUS, ANTERIOR ASPECT.
1. Head of humerus. 2. Greater tuberosity. 3. Lesser tuberosity. 4. Greater tuberosity. 5. Lesser tuberosity. 6. Ridge for insertion of biceps. 7. Ridge for insertion of biceps. 8. Ridge for insertion of biceps. 9. Ridge for insertion of biceps. 10. Ridge for insertion of biceps. 11. Ridge for insertion of biceps. 12. Ridge for insertion of biceps. 13. Ridge for insertion of biceps. 14. Ridge for insertion of biceps. 15. Ridge for insertion of biceps.

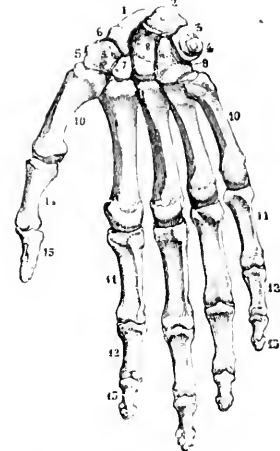


RADIUS AND ULNA, ANTERIOR ASPECT.
1. Anterior surface of body of radius. 2. Greater sigmoid cavity. 3. Lesser sigmoid cavity. 4. Olecranon. 5. Coronoid process. 6. Orifices of nutrient vessels. 7. Interosseous space. 8. Head of radius. 9. Styloid process. 10. Head of radius. 11. Head of radius. 12. Ridge for insertion of pronator radii ulnaris superior. 13. Ridge for insertion of pronator radii ulnaris inferior. 14. Ridge for insertion of pronator radii ulnaris inferior. 15. Ridge for insertion of pronator radii ulnaris inferior. 16. Ridge for insertion of pronator radii ulnaris inferior. 17. Ridge for insertion of pronator radii ulnaris inferior. 18. Ridge for insertion of pronator radii ulnaris inferior. 19. Ridge for insertion of pronator radii ulnaris inferior. 20. Ridge for insertion of pronator radii ulnaris inferior. 21. Ridge for insertion of pronator radii ulnaris inferior. 22. Ridge for insertion of pronator radii ulnaris inferior. 23. Ridge for insertion of pronator radii ulnaris inferior. 24. Ridge for insertion of pronator radii ulnaris inferior. 25. Ridge for insertion of pronator radii ulnaris inferior. 26. Ridge for insertion of pronator radii ulnaris inferior. 27. Ridge for insertion of pronator radii ulnaris inferior. 28. Ridge for insertion of pronator radii ulnaris inferior. 29. Ridge for insertion of pronator radii ulnaris inferior. 30. Ridge for insertion of pronator radii ulnaris inferior. 31. Ridge for insertion of pronator radii ulnaris inferior. 32. Ridge for insertion of pronator radii ulnaris inferior. 33. Ridge for insertion of pronator radii ulnaris inferior. 34. Ridge for insertion of pronator radii ulnaris inferior. 35. Ridge for insertion of pronator radii ulnaris inferior. 36. Ridge for insertion of pronator radii ulnaris inferior. 37. Ridge for insertion of pronator radii ulnaris inferior. 38. Ridge for insertion of pronator radii ulnaris inferior. 39. Ridge for insertion of pronator radii ulnaris inferior. 40. Ridge for insertion of pronator radii ulnaris inferior. 41. Ridge for insertion of pronator radii ulnaris inferior. 42. Ridge for insertion of pronator radii ulnaris inferior. 43. Ridge for insertion of pronator radii ulnaris inferior. 44. Ridge for insertion of pronator radii ulnaris inferior. 45. Ridge for insertion of pronator radii ulnaris inferior. 46. Ridge for insertion of pronator radii ulnaris inferior. 47. Ridge for insertion of pronator radii ulnaris inferior. 48. Ridge for insertion of pronator radii ulnaris inferior. 49. Ridge for insertion of pronator radii ulnaris inferior. 50. Ridge for insertion of pronator radii ulnaris inferior. 51. Ridge for insertion of pronator radii ulnaris inferior. 52. Ridge for insertion of pronator radii ulnaris inferior. 53. Ridge for insertion of pronator radii ulnaris inferior. 54. Ridge for insertion of pronator radii ulnaris inferior. 55. Ridge for insertion of pronator radii ulnaris inferior. 56. Ridge for insertion of pronator radii ulnaris inferior. 57. Ridge for insertion of pronator radii ulnaris inferior. 58. Ridge for insertion of pronator radii ulnaris inferior. 59. Ridge for insertion of pronator radii ulnaris inferior. 60. Ridge for insertion of pronator radii ulnaris inferior. 61. Ridge for insertion of pronator radii ulnaris inferior. 62. Ridge for insertion of pronator radii ulnaris inferior. 63. Ridge for insertion of pronator radii ulnaris inferior. 64. Ridge for insertion of pronator radii ulnaris inferior. 65. Ridge for insertion of pronator radii ulnaris inferior. 66. Ridge for insertion of pronator radii ulnaris inferior. 67. Ridge for insertion of pronator radii ulnaris inferior. 68. Ridge for insertion of pronator radii ulnaris inferior. 69. Ridge for insertion of pronator radii ulnaris inferior. 70. Ridge for insertion of pronator radii ulnaris inferior. 71. Ridge for insertion of pronator radii ulnaris inferior. 72. Ridge for insertion of pronator radii ulnaris inferior. 73. Ridge for insertion of pronator radii ulnaris inferior. 74. Ridge for insertion of pronator radii ulnaris inferior. 75. Ridge for insertion of pronator radii ulnaris inferior. 76. Ridge for insertion of pronator radii ulnaris inferior. 77. Ridge for insertion of pronator radii ulnaris inferior. 78. Ridge for insertion of pronator radii ulnaris inferior. 79. Ridge for insertion of pronator radii ulnaris inferior. 80. Ridge for insertion of pronator radii ulnaris inferior. 81. Ridge for insertion of pronator radii ulnaris inferior. 82. Ridge for insertion of pronator radii ulnaris inferior. 83. Ridge for insertion of pronator radii ulnaris inferior. 84. Ridge for insertion of pronator radii ulnaris inferior. 85. Ridge for insertion of pronator radii ulnaris inferior. 86. Ridge for insertion of pronator radii ulnaris inferior. 87. Ridge for insertion of pronator radii ulnaris inferior. 88. Ridge for insertion of pronator radii ulnaris inferior. 89. Ridge for insertion of pronator radii ulnaris inferior. 90. Ridge for insertion of pronator radii ulnaris inferior. 91. Ridge for insertion of pronator radii ulnaris inferior. 92. Ridge for insertion of pronator radii ulnaris inferior. 93. Ridge for insertion of pronator radii ulnaris inferior. 94. Ridge for insertion of pronator radii ulnaris inferior. 95. Ridge for insertion of pronator radii ulnaris inferior. 96. Ridge for insertion of pronator radii ulnaris inferior. 97. Ridge for insertion of pronator radii ulnaris inferior. 98. Ridge for insertion of pronator radii ulnaris inferior. 99. Ridge for insertion of pronator radii ulnaris inferior. 100. Ridge for insertion of pronator radii ulnaris inferior.



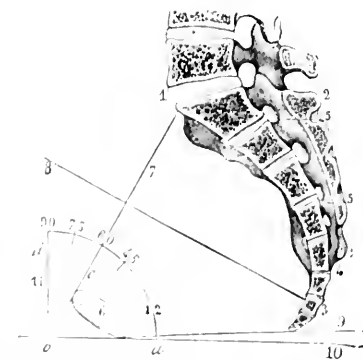
BONES OF CARPUS, DORSAL ASPECT.

R. Inferior extremity of radius. U. Inferior extremity of ulna. F. Interarticular fibro-cartilage. S. Scaphoid. L. Semilunar. C. Cuneiform. P. Pisiform. T. Trapezium. M. Os magnum. U. Unciform. The numbers upon these bones indicate the number of others with which each articulates. 1, 2, 3, 4, 5. Proximal extremities of 1st, 2d, 3d, 4th and 5th metacarpal bones.



HAND, PALMAR SURFACE.

1. Scaphoid. 2. Semilunar. 3. Cuneiform. 4. Pisiform. 5. Trapezium. 6. Groove for tendon of flexor carpi radialis. 7. Trapezoid. 8. Os magnum. 9. Unciform. 10, 10. Metacarpal bones. 11, 11. First phalanges of fingers. 12, 12. Second phalanges. 13, 13. Third phalanges. 14. First phalanx of thumb. 15. Second phalanx.



MEDIAN SECTION OF SUPERIOR PELVIS, PLANE AND AXIS OF SUPERIOR STRAIT.

passing through inferior margin of symphysis pubis. 11. Line perpendicular to last. 12. Arc of angle between these two.

Sacro-vertebral angle. 2, 2. Median section of sacrum. 3. Median section of coccyx. 4. Junction of sacrum and coccyx. 5, 5. Sacral canal. 6. Median section of symphysis pubis. 7. Antero-posterior or sacro-pubic diameter of pelvic inlet. *b*. Prolongation of this diameter. 8. Line perpendicular to this diameter at its middle. 9. Antero-posterior or coeci-pubic diameter of pelvic outlet. 10. Horizontal line passing through inferior margin of symphysis pubis. 11. Line perpendicular to last. 12. Arc of angle between these two.

TABLE OF BONES,—*Continued.*

NAME.	PRINCIPAL FEATURES.	ARTICULATIONS AND VARIETY.	MUSCULAR AND LIGAMENTOUS ATTACHMENTS.
Sphenoid — <i>Continued</i>	ous groove, lingula, ethmoidal crest, sphenoidal cells or sinuses, sphenoidal turbinated bones, rostrum, vaginal processes, pterygo-palatine canal, spinous processes, round foramen, oval foramen, foramen Vesalii, foramen spinosum, pterygoid ridge, external orbital foramina, vidian canal, pterygoid fossa, internal and external pterygoid plates, hamular process, scaphoid fossa.		
Sphenoidal turbinated or sphenoidal spongy bones.	Situated at anterior and inferior part of body of sphenoid; exist as separate pieces until puberty and occasionally are not joined in the adult.	Ethmoid, } Palate, } <i>synarthrodia.</i>	None.
Stapes.	Resembles a stirrup; one of the ossicles of the tympanum; head, neck, two branches (crura), base; irregular bone.	Incus— <i>arthrodia.</i>	Stapedius.
Sternum.	The breast bone; manubrium, gladiolus, ensiform cartilage, or first, second and third pieces, anterior and posterior surface, borders.	Clavicles (two)— <i>arthrodia.</i> Costal cartilages (seven on each side) first— <i>synarthrodia</i> ; others, <i>arthrodia.</i>	Pectoralis major, sterno-cleido-mastoid, sterno-hyoid, sterno-thyroid, triangularis sterni, aponeuroses of the obliquus and internus, and transversalis muscles, rectus, diaphragm.
Superior maxillary.	Forms with its fellow the whole of the upper jaw; somewhat cuboidal; body and malar, nasal, alveolar and palatine processes; hollow (the antrum of Highmore or maxillary sinus), incisive or myrtleform fossa, canine fossa, canine eminence, infra-orbital foramen, posterior dental canals, maxillary tuberosity, posterior palatine canal, infra-orbital groove; irregular bone.	Frontal, Ethmoid, Nasal, Malar, Lachrymal, Inferior turbinated, Palate, Vomer, Fellow of opposite side. } <i>synarthrodia.</i>	Orbicularis palpebrarum, obliquus inferior oculi, levator labii superioris alaeque nasi, levator labii superioris proprius, levator anguli oris, compressor nasi, depressor alae nasi, dilator naris posterior, masseter, buccinator, internal pterygoid, orbicularis oris.
Tarsal.	Consist of calcaneum, or os calcis, astragalus, cuboid, scaphoid, internal, middle and external cuneiform. See <i>Individual bones.</i>		
Temporal.	Situated at side and base of skull; squamous, mastoid and petrous portions, temporal ridge, zygoma or zygomatic process, eminentia articularis, Glaserian fissure, tubercle, glenoid fossa, post-glenoid process, tympanic plate, mastoid foramen, digastric fossa, occipital groove, sigmoid fossa, mastoid cells, meatus auditorius externus, hiatus Fallopii, meatus auditorius internus, lamina cribrosa, aqueductus vestibuli, styloid process, stylo-mastoid foramen, auricular fissure; irregular bone.	Occipital, Parietal, Sphenoid, Inferior maxillary, Malar, } <i>synarthrodia.</i>	Temporal, masseter, occipito-frontalis, sterno-mastoid, splenius capitis, trachelo-mastoid, digastricus, retrahens aurem, stylo-pharyngeus, stylo-hyoideus, stylo-glossus, levator palati, tensor tympani, tensor palati, stapedius.
Tibia.	At front and inner side of leg; next to femur in length and size; prismoid in form; upper extremity or head, tuberosities, spinous process, tubercle, popliteal notch, shaft, crest (the shin), oblique line, internal malleolus; long bone.	Femur— <i>ginglymus.</i> (superior— <i>arthrodia.</i> Fibula, } middle— <i>membranous.</i> (inferior— <i>arthrodia.</i> Astragalus with fibula— <i>ginglymus.</i>	Semi-membranosus, tibialis anticus, extensor longus digitorum, biceps, sartorius, gracilis, semi-tendinosus, tibialis anticus, popliteus, soleus, flexor longus digitorum, tibialis posticus, ligamentum patellae.
Trapezium.	In lower row of carpus; very irregular; six surfaces, groove; short bone.	Scaphoid, Trapezoid, First and second metacarpal, } <i>arthrodia.</i>	Adductor pollicis, flexor ossis metacarpi pollicis, flexor brevis pollicis (part).
Trapezoid.	Smallest bone in second row of carpus; wedge-shaped; six surfaces; short bone.	Scaphoid, Second metacarpal, Trapezium, Os magnum, } <i>arthrodia.</i>	Flexor brevis pollicis (part).
Triquetral.	See <i>Hormian bones.</i>		

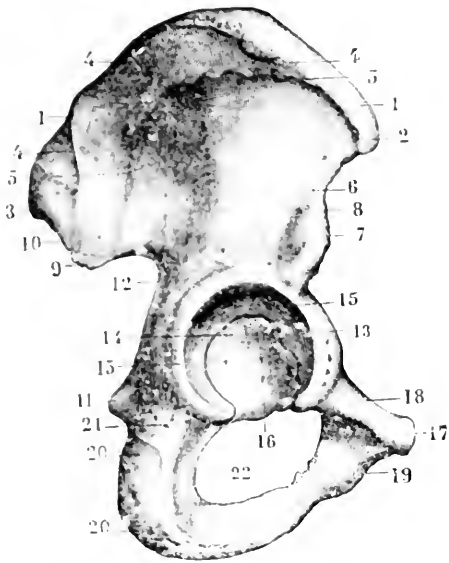


FIG. III. INNOMINATE BONE, EXTERNAL ASPECT.

1. Superior crest, or crest.
2. Anterior superior iliac spine.
3. Posterior superior iliac spine.
- 4, 4, 1. Superior curved line.
- 5, 5, 1. Inferior curved line.
6. Surface between inferior curve and acetabulum.
7. Anterior inferior iliac spine.
8. Anterior interspinous notch.
9. Posterior inferior iliac spine.
10. Posterior interspinous notch.
11. Spine of ischium.
12. Great sciatic foramen.
13. Acetabulum.
14. Limb of acetabulum.
- 15, 15. Circumference of acetabulum.
16. Pubic notch.
17. Spine of pubis.
18. Horizontal branch of pubis.
19. Descending branch of pubis.
- 20, 20. Ischium.
21. Groove for tendon of obturator externus muscle.
22. Obturator foramen.



FEMUR, POSTERIOR ASPECT. TIBIA AND FIBULA, ANTERIOR ASPECT.

- 1, 1. Linea aspera.
- 2, 2. External division.
3. Internal division.
- 4, 4. Inferior divisions.
5. Head.
6. Depression for attachment of round ligament.
7. Neck.
8. Great trochanter.
9. Digital or trochanteric fossa.
10. Lesser trochanter.
11. Outer condyle.
12. Inner condyle.
13. Intercondyloid notch.
14. Outer tuberosity.
15. Inner tuberosity.

1. Shaft of tibia.
2. Internal tuberosity.
3. External tuberosity.
4. Spine.
5. Tubercle.
6. Crest.
7. Inferior extremity.
8. Internal malleolus.
9. Shaft of fibula.
10. Superior extremity.
11. Inferior extremity and external malleolus.



FIG. IV. PELVIC GIRDLE, SUPERIOR STRAIT.

1. Iliac crest.
2. Iliac crests.
- 3, 3. Anterior superior iliac spine.
4. Anterior inferior iliac spine.
- 5, 5. Pubic crest.
- 6, 6. Horizontal branches of pubis.
- 7, 7. Descending branches of pubis.
- 8, 8. Acetabulum.
- 9, 9. Ischial spine.
- 10, 10. Ascending rami of ischium.
- 11, 11. Ramus of pubis.
- 12, 12. Spines of ischium.
- 13, 13. Wall of pelvic cavity.
- 14, 14. Sacrotuberous ligament.
15. Sacrovertebral angle.
- 16, 16. Sacrotuberous ligament.

FOOT, PLANTAR ASPECT.

1. Inferior surface of calcaneum.
2. Inner tuberosity.
3. Outer tuberosity.
4. Angular depression between these tuberosities.
5. Inferior portion of head of astragalus.
6. Plantar surface of cuboid, for attachment of inferior calcaneo-cuboid ligament.
7. Tuberosity of cuboid.
8. Scaphoid.
9. Tuberosity of scaphoid.
10. Inferior portion of internal cuneiform.
11. Apex of middle cuneiform.
12. Apex of internal cuneiform.
- 13, 14, 15, 16, 17. First, second, third, fourth and fifth metatarsal bones.
18. Tuberosity of fifth metatarsal bone.
19. Two sesamoid bones.
20. First phalanx of great toe.
21. Last phalanx of great toe.
- 22, 22. First phalanges of remaining toes.
- 23, 23. Second and third phalanges of these toes.

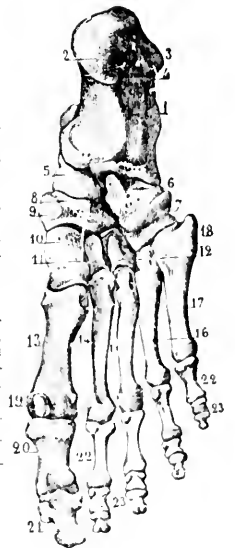


TABLE OF BONES.—Continued.

NAME.	PRINCIPAL FEATURES.	ARTICULATIONS AND VARIETY.	MUSCULAR AND LIGAMENTOUS ATTACHMENTS.
Turbinate, inferior.	One on each side of outer wall of nasal fossæ; curled like a scroll; two surfaces, two borders, two extremities, lachrymal process, ethmoidal process, maxillary process.	Ethmoid, Superior maxillary, Lachrymal, Palate, } <i>synarthrodia.</i>	
Turbinate, middle.	The free convoluted margin of the thin lamella, that descends from the under surface of the cribriform plate of the ethmoid bone.		
Turbinate, superior.	The thin curved plate of the ethmoid, that bounds the superior meatus of the nose above.		
Tympanic.	Includes the <i>Incus</i> , <i>Malleus</i> and <i>Stapes</i> (<i>q. v.</i>).		
Ulna.	Inner side of forearm, parallel with radius; prismatic; short and two extremities, olecranon process, coronoid process, greater and lesser sigmoid cavities, oblique ridge, perpendicular line, head or lower extremity, styloid process; long bone.	Humerus— <i>ginglymus</i> superior— <i>diarthrodia rotatoria.</i> Radius, { middle— <i>membranous.</i> interior— <i>diarthrodia rotatoria.</i>	Triceps, anconeus, flexor carpi ulnaris, brachialis anticus, pronator radii teres, flexor sublimis digitorum, flexor profundus digitorum, flexor longus pollicis (occasionally), pronator quadratus, supinator brevis, extensor ossis metacarpi pollicis, extensor secundi intermodii pollicis, extensor indicis, extensor carpi ulnaris.
Unciform.	Wedge-shaped; hook-like process; in lower row of carpus; short bone.	Semilunar, Fourth and fifth metacarpal, Cuneiform, Os magnum, } <i>arthrodia.</i>	Flexor brevis minimi digiti, flexor ossis metacarpi minimi digiti, anterior annular ligament.
Vertebræ.	Twenty-six: cervical seven, dorsal twelve, lumbar five, sacrum (composed of five), coccyx (composed of four; each has a body and an arch; latter has two pedicles, two laminae and seven processes, viz.: four articular, two transverse, one spinous. Peculiar vertebrae, first, second and seventh cervical; first, ninth, tenth, eleventh and twelfth dorsal, sacrum, coccyx; irregular bones.	Articulate with each other, and with occipital and innominate bones and ribs (<i>q. v.</i>). Intervertebral articulations, between the bodies— <i>amphiarthrodia.</i> Between articular processes— <i>arthrodia.</i>	Attachment of muscles.— <i>To the Atlas</i> are attached nine pairs: the longus colli, rectus anticus minor, rectus lateralis, rectus posticus minor, obliquus superior and inferior, splenius colli, levator anguli scapulae and first intertransverse. <i>To the Axis</i> are attached eleven pairs: the longus colli, obliquus inferior, rectus posticus major, semispinalis colli, multifidus spine, levator anguli scapulae, splenius colli, scalenus medius, transversalis colli, intertransversales, interspinales. <i>To the remaining vertebrae</i> generally are attached thirty-five pairs and a single muscle: anteriorly, the rectus anticus major, longus colli, scalenus anticus, medius, and posticus, psoas magnus, psoas parvus, quadratus lumborum, diaphragm, obliquus internus and transversalis; posteriorly, the trapezius, latissimus dorsi, levator anguli scapulae, rhomboides superior and inferior, splenius, erector spine, sacro-lumbalis, longissimus dorsi, spinalis dorsi, cervicalis ascendens, transversalis colli, trachelo-mastoid, complexus, biventer cervicis, semispinalis dorsi and colli, multifidus spine, rotatores spine, interspinales, supraspinales, intertransversales, levatores costarum.
Vomer.	Situated vertically at back part of nasal fossæ; forms part of septum of nose; somewhat like a plow-share; two surfaces and four borders.	Sphenoid, Ethmoid, Superior maxillary (two), Palate (two), Cartilage of the septum, } <i>synarthrodia.</i>	
Wormian.	Supernumerary bones; irregular, inconstant, isolated, interposed between the cranial bones, most frequently in the lambdoid suture.		

Bose's Operation. See *Operation, Table of*.

Boss (*bos*) [ME., *bos*]. A wide, flattish protuberance, as on the skull or on a tumor.

Bosselated (*bos-sel-ate*) [ME., *bos*]. Covered with bosses or small nodules.

Bosselation (*bos-sel-ay-shun*) [ME., *bos*]. A boss-like elevation of the surface.

Bostock's Catarrh. See *Disease, Table of*.

Bostryx (*bo-strix*) [Gr., *bostrix*, a comb]. In biology, a horned slime.

Boswellia (*bos-wel-ya*) [Latin, *Boswellia*, a Scotch balsam]. A genus of burseraceous trees of S. Asia and E. and Central Africa. *B. carteri* furnishes oil-banum, as also *B. serrata*.

Bosworth's Operation. See *Operation, Table of*.

Bot (*bot*) (a body worm). The larva of certain species of flies of the genus *Strutius*, which are conveyed into the stomach of man, where they hatch. Also the larval worm, *Oxyuris vermicularis*. See *Disease, Table of*, *Table of*.

Botal, or Botallo, Duct of. See *Duct*. **B., Foramen of.** See *Foramina, Table of*. **B., Valve of.** See *B., Table of*.

Botulismus (*bot-uh-liz-mus*). See *Botulismus*.

Botanic (*bot-an-ic*) [*botany*, an herb]. Pertaining to herbs. **B. Physician,** a title assumed by certain physicians who profess to use only vegetable remedies.

Botanist (*bot-an-ist*) [*botany*, herb]. A student of botany.

Botanophile (*bot-an-oh-ill*) [*botany*, herb; *philis*, to love]. Botanic dilettanti. Persons fond of botany, but not true botanists.

Botany (*bot-ani*) [*botany*, an herb]. The science of plants—their classification and structure. **B. Bay Gum.** See *Bay Gum*.

Bote (*bot*) See *Botulismus*.

Bothria (*bot-ri-ah*) [L.]. Plural of *Bothrion*, or of *Bothriocephalus*.

Bothriocephalus (*bot-ri-oh-sef-ah-lus*) [*Bothryon*, a pit; *kephalos*, a head]. A genus of tapeworms. See *Tapeworm*. **B. latus,** the *Broad tapeworm*; a common parasite of man in certain European localities. It measures twenty-five feet in length, with a breadth of three-fourths of an inch. It is also called *Tenia lata*, *T. latissima*, *T. latum*. See *Parasites (Animal)*, *Table of*.

Bothrion (*bot-ri-on*) [*Bothryon*, a pit]. 1. A small cavity, the socket of a tooth. 2. A facet, or fosslet, which is seen upon the head of most of the tapeworms. 3. A deep conical ulcer.

Bothrium (*bot-ri-um*) See *Bothrion*.

Botium (*bot-ium*) [L]. A goiter or tumor of the thyroid gland. **B. trachelophyma.** Synonym of *Goiter*.

Botrel's Operation. See *Operation, Table of*.

Botryoid (*bot-ri-oid*) [*botryon*, a cluster; *oidos*, likeness]. Resembling in shape a bunch of grapes.

Botryomycosis (*bot-ri-oh-myk-oh-sis*) [*botryon*, a bunch of grapes; *mycosis*, a fungus]. A disease of horses in which prominent nodules form in the lungs. It is determined upon the presence of a microorganism (*Aspergillus*).

Botryose (*bot-ri-oh*) [*botryon*, a cluster of grapes]. An inflorescence constructed on the plan of a raceme.

Botryotherapeutics (*bot-ri-oh-ther-ah-peu-tiks*) [*botryon*, a bunch of grapes; *therapeia*, medical art]. See *Therapeutics*.

Bots (*bot*), **Bott** (*bot*) See *Bot*.

Böttcher's Cells. Small cells in the cochlea, occurring in a single layer on the basilar membrane. **B.'s Crystals,** peculiar crystalline crystals formed by adding a drop of a concentrated solution of phos-

phate of ammonia to a drop of prostatic secretion. They are composed of a phosphate formed from a base that exists in prostatic fluid, and that is supposed to impart to it its peculiar odor. **B.'s Test.** See *Tests, Table of*.

Botteker's Test. See *Tests, Table of*.

Böttger's Test. See *Tests, Table of*.

Bottini's Operation. See *Operations, Table of*.

Bottle (*bot-tl*) [ME., *botel*; Fr., *bouteille*]. A vessel, usually of glass, with a narrow neck. **B., Feeding,** a flat flask with a nipple of India-rubber attached, used for feeding infants. **B. Nose,** a common name for *Acne rosacea*. **B., Specific Gravity,** a Florence flask graduated to contain 500-1000 grains of water, with the weight of which an equal volume of any other liquid may be compared. **B.-stoop,** in pharmacy, a block so grooved that it serves to hold a wide-mouthed bottle in an oblique position while a powder is being dispensed from it. **B.-wax,** a hard, stiff variety of wax used in sealing bottles.

Botts (*bot*). See *Bot*.

Botulinic Acid (*bot-u-lin-ik as-id*) [*botulus*, a sausage]. An acid asserted to exist in putrefying sausages, and to constitute their specific poison.

Botulism (*bot-u-lizm*), **Botulismus** (*bot-u-liz-mus*) [*botulus*, a sausage]. Sausage-poisoning. See *Allantoxiasis, Bluzen*, and *Allanto-toxicon*.

Bouchard's Diet. See *Treatment, Methods of*. **B.'s Method.** See *Treatment, Methods of*. **B.'s Nodules,** nodules appearing upon the phalangeal joints of the hands of persons suffering with gastrectasis.

Bouchut's Tubes. A variety of tubes for intubation of the larynx.

Bougard's Paste. A caustic paste containing bichlorid of mercury, chlorid of zinc, arsenic, cinnabar, starch, and wheat flour. It is used as an application to carcinoma.

Bougie (*boo-gee*) [Fr., a candle]. A slender, cylindrical instrument made of waxed silk, catgut, etc., for introduction into the urethra or other passage, for the purpose of dilation, exploration, etc. Sometimes bougies are covered with preparations that are thus conveyed to the inner mucous surfaces. **B., Armed,** a bougie with a piece of nitrate of silver or other caustic attached to its extremity. **B., Filiform,** a whalebone or other bougie of very small size.

Bouhou (*boo-hoo*). See *Boohoo*.

Bouillaud's Disease. See *Endocarditis*, and *Diseases, Table of*.

Bouillon (*boo-yon*) [Fr.]. An alimentary broth made by boiling meat, usually beef, in water. A soup. Also a liquid nutritive medium made by boiling meat, for the culture of microorganisms. Peptonized bouillons and solutions of powdered meats have also been used. **B. of Liebig,** made by dissolving Liebig's meat extract, 5 grams, in boiling water, 100 grams, neutralizing with bicarbonate of soda and filtering. Its nutritive value is increased by adding glucose.

Bouisson's Operation. See *Operations, Table of*.

Bouknesia (*book-ne-sia*). Synonym of *Elephantiasis arabum*.

Boulesis (*boo-lis*). See *Bulesis*.

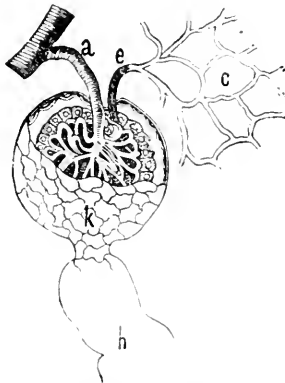
Boulimia (*boo-lim-ia*). See *Bulimia*.

Boulopeithia (*boo-lo-pit-the-ah*). See *Bulopeithia*.

Boulton's Solution. A solution used in the form of a spray in the treatment of rhinitis. Its formula is, compound tincture of iodin $\mathfrak{M}\text{XX}$; carbolic acid (cryst.), $\mathfrak{M}\text{vj}$; glycerin, $\mathfrak{V}\text{vij}$; distilled water, \mathfrak{V} . This is placed in a water bath at 100° , in a tightly-corked bottle until the solution becomes colorless, and is then filtered.

Bouquet (*boo-ka*) [Fr.]. 1. In anatomy, a cluster, of nerves, blood-vessels, or muscles. 2. The delicate

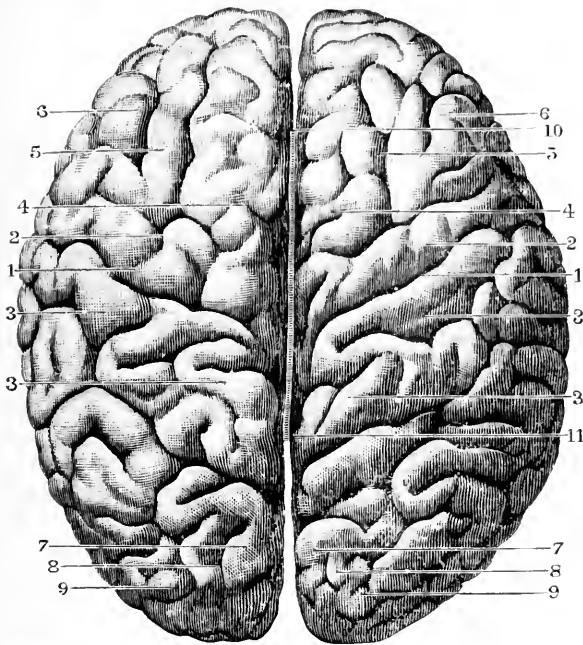
- perfume and flavor of good wine. 3. The odor characteristic of a disease. **B. of Riolan**, the cluster of ligaments and muscles attached to the styloid process.
- Bourdin's Paste**. A mixture of nitric acid with flowers of sulphur; used as an escharotic.
- Bourdonnement** (*boor-don-mon-gy'*) [Fr., *bourdonner*, to buzz]. Any buzzing sound. The murmur that is heard when the stethoscope is applied to any part of the body. It is thought to result from contraction of the muscular fibrille. See, also, *Bombus*.
- Boutha** (*boo'-thah*). A non-alcoholic, stimulating, aerated beverage, containing *them*; proprietary.
- Bouton** (*boo-ton-gy'*) [Fr.]. 1. A bud or bulb. 2. A pimple. **B. d'Alep**, the Aleppo button or boil. See *Furunculus orientalis*. **B. de Biskra**. See *Furunculus orientalis*.
- Boutons Terminals**. Small terminal enlargements or tactile-cells of sensory nerves, as in the nose of the guinea pig and mole.
- Boutonniere Operations**. See *Operations, Table of*.
- Bovet, Bacillus of**. See *Bacteria, Synonymatic Table of*.
- Bovey Coal** (*bo'-ve kol*). See *Lignite*.
- Bovina Fames** (*bo-ve'-nah ja'-mez*) [L.]. Bovine hunger; bulimia.
- Bovine** (*bo'-vin*) [*bovinus*, of an ox]. Ox-like. **B. Heart**, the immensely hypertrophied heart of aortic valvular disease. **B. Hunger**. See *Bovina Fames*.
- Bovine** (*bo'-vin-in*) [*bos, bovis*, an ox]. A proprietary preparation of beef used as a food for invalids and convalescents.
- Bovista** (*bo-vis'-tah*) [L.]. 1. A genus of fungi closely allied to *Lycoperdon*; *bovista* of the species are edible. 2. The *Lycoperdon bovista*, a fungus or puff-ball. When dry it is a good styptic, and its tincture is used for nervous diseases. It is chiefly employed by homeopaths.
- Bow** (*bo*) [ME., *bowe*]. A bending. **B.-drill**, a kind of drill worked by a bow and string, formerly employed in lithotripsy. **B.-leg**, a bending outward of the lower limbs. See *Genu varum*.
- Bowditch Island Ringworm**. See *Trinca imbricata*.
- Bowels** (*bo-vo'-etz*) [ME., *bowele*: *botellus*, a sausage]. The intestines.
- Bowman's Capsule**. The hyaline membrane that forms the wall of the enlargement at the origin of a uriniferous tubule. Same as *Malpighian Capsule*. **B. Discs**, the products of a breaking up of muscle-fibers in the direction of the transverse striations. These correspond to the discs of "principal substance" of Dobie. **B. Glands**. See *Gland*. **B. Lamellæ of the Cornea**. See *Membrane of Descemet*. **B. Membrane**, a thin homogeneous membrane representing the uppermost layer of the stroma of the cornea, with which it is intimately connected. **B. Muscle**. See *Muscles*,



BOWMAN'S CAPSULE AND GLOMERULUS.

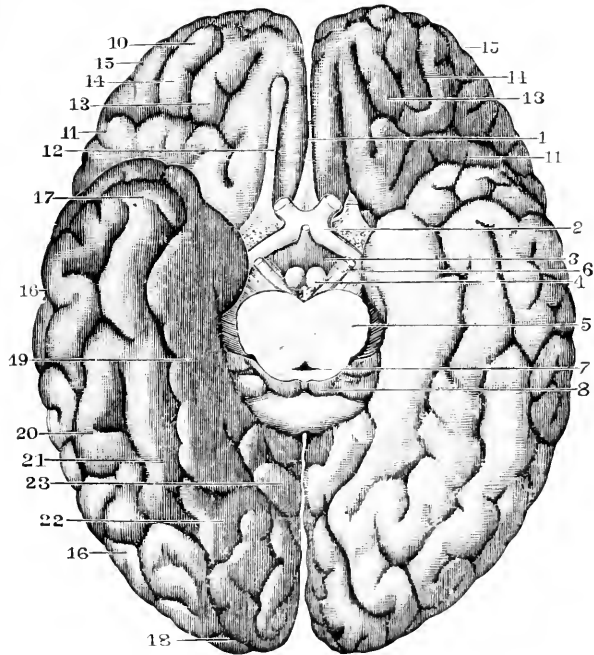
a. Vas afferens. e. Vas efferens. c. Capillary network of the cortex. k. Endothelium of the capsule. h. Origin of a convoluted tubule. (After Landois.)

- Table of. B. Operations. See Operations, Table of. B. Physic. See Gillenia. B. Probe. See Lachrymal. B. Root. See Gillenia. B. Tubes*, artificial passages made by forcing air or fluids between the corneal lamellæ.
- Box, Boxwood** (*boks, boks'-wood*). See *Buxus*. **B.-berry**, a popular name for *Gaultheria procumbens*. **B. Plate**, a metallic plate with an air-tight chamber, used as an obturator, or in connection with artificial teeth, for the replacement of the loss of natural structure. See *Raised Base*. **B. Pulse-measurer**, an instrument for measuring the pulse by its action upon a column of liquid when the exposed artery is placed within an oblong box communicating with the column.
- Boyer's Apparatus**. An apparatus for reducing fractures of the humerus; it is composed of four splints and two spiral bandages, one within and one around the splints. **B. Bandage**. See *Bandage*. **B. Cyst**. See *Diseases, Table of*. **B. Splint**. See *B.'s Apparatus*.
- Boyle's Law**. See *Law*. **B. Ventilator**. See *Ventilation*.
- Boynnton's Method**. See *Operations, Table of. B. Treatment. See Treatment, Methods of*.
- Bozeman's Apparatus**. A wooden framework intended to hold a patient in the knee-elbow posture in the operation for vesico-vaginal fistula. **B. Catheter**, a double-current catheter. **B. Operation**. See *Operations, Table of*.
- Braccate** (*brak'-at*) [*braccæ*, breeches]. In biology, having the feet completely feathered.
- Brachelytrous** (*bra-kel'-it-rus*) [*ἄραχτις*, short; *ἴντρον*, a sheath]. In biology, with short elytra or wing-covers.
- Brachia** (*bra'-ke-ah*). Plural of *Brachium*.
- Brachial** (*bra'-ke-al*) [*brachium*, the arm]. Pertaining to the arm. **B. Artery**, the continuation of the axillary artery, extending along the inner side of the arm. See *Arteries, Table of*. **B. Diplegia**. See *Paralysis*. **B. Glands**, the lymphatic glands of the arm. See *Gland*. **B. Plexus**, the plexus of the fifth, sixth, seventh and eighth cervical and the first dorsal pair of nerves. See *Plexuses, Table of*. **B. Veins**, the veins of the arm that accompany the brachial artery. See *Vein*.
- Brachialgia** (*bra-ke-al'-je-ah*) [*ἄραχτων*, the arm; *ἄλγος*, pain]. Pain or neuralgia in the arm or in the brachial plexus.
- Brachialis anticus** (*bra-ke-a'-lis an'-tik-us*). See *Muscles, Table of*.
- Brachiate** (*bra'-ke-at*) [*brachium*, an arm]. In biology, possessing arms or branches.
- Brachinin** (*brak'-in-in*) [*ἄραχτις*, short]. A substance obtained from the Bombardier Beetle, *Brachinus crepitans*, of Europe. It is said to be efficacious against rheumatism. Unof.
- Brachiocephalic** (*bra-ke-o-sef-al'-tik*) [*ἄραχτων*, the arm; *κεφαλή*, head]. Pertaining to the arm and the head. **B. Artery and Vein**, the innominate artery and vein.
- Brachiocubital** (*bra-ke-o-ku'-bit-al*) [*ἄραχτων*, the arm; *cubitus* the forearm]. Relating to the arm and forearm; as the brachio-cubital ligament.
- Brachiocyllosis** (*bra-ke-o-sil-o'-sis*) [*ἄραχτων*, the arm; *κύλιωσις*, a bending]. A crookedness of the arm; also the paralysis that may accompany it.
- Brachiodermian** (*bra-ke-o-der'-me-an*) [*ἄραχτων*, the arm; *δέρμα*, the skin]. Relating to the skin of the arm.
- Brachioncus** (*bra-ke-on'-kus*) [*ἄραχτων*, the arm; *ὄγκος*, a swelling]. Any hard and chronic swelling of the arm.
- Brachionigraph** (*bra-ke-en'-ig-rat*) [*ἄραχτων*, the arm; *γράφειν*, to write]. A device or apparatus by which a



SUPERIOR ASPECT, OR CONVEXITY OF THE BRAIN.

1, 1. Fissure of Rolando. 2, 2. Ascending frontal convolution. 3, 3. Ascending and superior parietal convolutions. 4, 4. First frontal convolution. 5, 5. Second frontal. 6, 6. Third frontal. 7, 7. First occipital. 8, 8. Second occipital. 9, 9. Third occipital. 10. Anterior extremity of corpus callosum. 11, 11. Posterior extremity.



INFERIOR ASPECT OF THE BRAIN.

1. Anterior extremity of corpus callosum. 2. Optic chiasm. 3. Tuber cinereum and infundibulum. 4. Corpora albicantia, or mammillaria. 5. Pons varolii. 6. Third nerve. 7. Aqueduct of Sylvius. 8. Testes. 10. Inferior surface of frontal lobe. 11. Convolution of the fissure of

Abdominal. See *Solar Plexus*. **B., After-**. See *Metencephalon*. **B. Axis**, that portion of the brain-substance including the i-land of Keil, the basal ganglia, the crura, pons, medulla, and cerebellum. **B.-bladder**, a cerebral vesicle of the embryo. **B., Compression of**, may arise from injury or disease, from serous exudation, blood extravasation, etc. See *Compression*. **B., Concussion of**, is the result of injury producing symptoms of loss of power and function generally. See *Concussion*. **B.-fag**, mental exhaustion due to overwork. **B. Fever**. See *Meningitis*; also Synonym of *Typhoid Fever*. **B., Fore-**. See *Proencephalon*. **B., Hind-**. See *Opencephalon*. **B., Incallosal**, one in which there is a complete absence of the corpus callosum. This is commonly associated with mental and physical weakness, amounting often to idiocy. **B., Inter-**. See *Diencephalon*. **B., Irritation of**, follows injury, and is marked by symptoms of irritability and often by convulsive phenomena. **B., Little**, the cerebellum. **B.-mantle**, that portion of the brain-substance including the convolutions, corpus callosum, and fornix. **B., Mid-**. See *Mesencephalon*. **B.-pan**, the cranium. **B., Railway**, a neurosis sometimes occurring in those who ride constantly on railway trains. It is characterized by anesthesia, or spinal hyperesthesia, insomnia, paresis, etc. **B. Sand**, a gritty mineral matter found in and about the pineal gland, consisting mainly of calcium and magnesium carbonates and phosphates. Its function is not known. **B.-shake**. Synonym of *B., Concussion of*. **B.-stem**, the pons, medulla, and crura cerebri. **B.-storm**, a succession of sudden and severe phenomena, due to some cerebral disturbance. **B.-tire**, a condition of brain-exhaustion due to excessive functional activity. See *B.-fat*. **B.-wave**, the supposed telepathic vibration of a "mentiferous ether," by which thoughts and impressions may be transferred from one person to another. **B.-wax**. See *Cephalot*.

Brainard's Operations. See *Operations, Table of*.

Bramah's Apparatus. An apparatus by which water may be charged with CO₂ by the continuous method.

Bramble (*bram'bl*). See *Rubus*.

Bran (*bran*) [ME., *bran*]. The epidermis or outer covering of the seeds of most cereals. It contains woolly matter 35, starch 22, albumin and gluten 13, water 12, gum 8, other matters, including a small amount of silica, 10 per cent. It contains, also, a diastatic ferment that converts the starch into dextrin. **B. Bath**. See *Bath*.

B. Tea, a decoction of bran, used in coughs.

Sylvius. 12. Olfactory nerve. 13. Third convolution of inferior surface of frontal lobe. 14. Fourth convolution. 15. Third convolution of external surface of frontal lobe. 16. External border of posterior lobe. 17. Sphenoidal extremity. 18. Occipital extremity. 19. Hippocampal convolution. 20. External convolution of posterior lobe. 21. Middle convolution. 22. Internal convolution. 23. Gyrus fornicatus.

Branch (*branch*) [ME., *branç*]. A name given to the divisions or offshoots of blood-vessels, lymphatics, or nerves, from the trunk or main stem.

Branchiae (*branchiæ*) [Gr., $\beta\rho\alpha\chi\iota$, gills]. The gills of fishes.

Branchial (*branchial*) [Gr., $\beta\rho\alpha\chi\iota$, gills]. Pertaining to branchia. **B. Arches**. See *Arches*. **B. Openings**. See *C*.

Branchiostegite (*branchiostegite*) [Gr., $\beta\rho\alpha\chi\iota$, gills; $\sigma\tau\epsilon\gamma\eta$, a roof]. In zoology, that portion of the carapace of a crustacean that covers the gills and branchial chamber.

Branchiometer (*branchiometer*) [Gr., $\beta\rho\alpha\chi\iota$, gills; $\mu\epsilon\tau\rho$, a measure, from $\mu\epsilon\tau\rho$, a swimmer]. In biology, a meter for measuring the amount of water passing through the gills of a fish.

Branchus (*branchus*) [Gr., $\beta\rho\alpha\chi\iota$, hoarseness]. Hoarseness.

Brand Bath. See *B*. **B. Method**. See *Treatment*, *W*.

Brandt's Method. See *Operations*, *Methods of*. **B.'s Operation**. See *Operations*, *Table of*.

Brandy (*brandy*). See *Spirits*. **B. Nose**. See *Operations*.

Branks (*branks*) [Cael., *branca*, a kind of pillory]. The manacles.

Branny (*branny*) [ME., *bran*]. Like bran. **B. Kidney**. Same as *Leuc. White Kidney*, *q. v.* **B. Tetter**. Synonym of *Psoriasis*.

Brasdar's Operation. See *Operations*, *Table of*.

Brash (*brash*) [Dutch, *braken*, to vomit]. A common name indicating almost any disorder of the digestive system; any rash, or eruption; a short fit of illness. **B. Water**. See *Pyrexia*.

Brasilin (*brasilin*) [ME., *brasil*], $C_{10}H_{14}O_5$. Brasilin, a coloring matter found in Brazil-wood and red-wood; it crystallizes in white, shining needles, and dissolves in alkalies with a carmin-red color on exposure to the air. See *Treatment*, *Composition of*.

Brass (*brass*) [ME., *brass*]. An alloy of copper with 25-40 per cent. of zinc. **B.-Founder's Ague**. See *Leuc.*

Brassica (*brassica*) [AS., *brassica*, cabbage]. A genus of plants, Nat. Order, *Cruciferae*, including the common cabbage. **B. acidulata**, sour crot (or Sauer kraut). **B. asperifolia esculenta**, the common turnip. **B. cauliflora** (or *florida*), the cauliflower. **B. cumana** or *rubra*, the red cabbage. **B. napus**, the rape plant. **B. nigra**, the black mustard. **B. sativa**, the common cabbage.

Brassicic Acid. See *Acid*.

Brain's Canal. See *Canal*. **B. Operation**. See *Operations*, *Table of*. **B. Test**. See *Tests*, *Table of*.

Braune (*braune*). See *Brain*, *ur*.

Braune's Canal. See *Canal*.

Brawn (*brawn*) [ME., *broun*, a piece of flesh]. The flesh of a pig, or other well-developed muscles.

Brawny (*brawny*) [ME., *broun*, a piece of flesh]. Thick and strong. **B. Induration**, pathologic hardening of the tissues. **B. Tissues**.

Braxy (*braxy*) [ME., *brax*]. A term applied to certain fatal diseases, as anthrax in sheep. Three forms are recognized by sheep-breeders: *a*, turnip; *b*, white; and *c*, red. **B., Red**, a form of septicaemia in sheep in which the carcass is generally stained of a deep red color, and the color of the blood. **B., Turnip**, a fatal inflammation of the blood occurring in sheep that are fed on an unlimited supply of turnip roots. **B., White**. The attack is sudden in onset, and of a rapid and fatal termination. See *Respiration*, *Pathology of*, and Davaine, under *Braxy*, *Pathology of*.

Brayera (*brayera*) [Fr., *brayer*]. Koosoo, koosso, koso, kousoo, cusso. The female inflorescence of *Haenia abyssinica*, containing tannic acid, a volatile oil and a crystalline principle, *Koussin*, $C_{31}H_{38}O_{10}$. In large doses it produces nausea and emesis. It is valuable mainly as an anthelmintic against tapeworm. Dose $\mathfrak{z}\text{ij}-\mathfrak{z}\text{ss}$, in infusion of boiling water. **B., Ext.**, *Fld.*, dose $\mathfrak{z}\text{ij}-\mathfrak{z}\text{j}$. **Infusum Cusso** (B. P.). Dose $\mathfrak{z}\text{iv}-\mathfrak{v}\text{ij}$.

Bread (*brød*) [Sax., *brædan* to nourish; Lat., *panis*; Gr., $\alpha\rho\tau\omega\varsigma$]. A mixture of flour and water made porous by carbon dioxide and then baked. The flour may be of wheat, corn, oat, or rye. The carbon dioxide may be introduced by decomposing an alkaline carbonate (sodium or potassium), by an acid ("cream of tartar"), or by fermenting the starch with yeast. **B., Brown**, a kind of bread made from a mixture of corn, rye and wheat flour. **B., Graham**, made from unbolted wheat flour; it contains more gluten, diastase and mineral phosphates than ordinary bread. **B., White**, bread made from bolted wheaten flour, and therefore deficient in diastase, gluten and mineral phosphates. Other kinds, such as rye (or black), corn, bran, barley, etc., indicate their composition by their name. **B.-jelly**, a food of service as an occasional change from mushes, but with a tendency to constipate if given freely. It is prepared by pouring boiling water upon stale bread and allowing it to soak for an hour. The water is then removed, fresh water added, and the whole boiled until a thick mass forms. On pouring off the excess of water and cooling, a jelly-like material remains which may be eaten with milk or sugar. **B.-mould**. See *Ascochera*. **B.-paste**, a culture-medium for bacteria. Stale, coarse bread is dried, ground to powder and made into a paste with water. It is well suited for the growth of moulds.

Break (*brak*) [ME., *breken*, to break]. In electricity, an opening in the circuit of a battery. See *Make*. In surgery, a fracture. **B.-bone Fever**. See *Dengue*. **B. Shock**, a term sometimes employed in electrotherapeutics for the physiologic shock produced on the opening or breaking of an electric circuit.

Breast (*brēst*) [ME., *brēst*, the breast]. The upper anterior part of the body between the neck and abdomen. Also, the mamma. **B.-bone**. See *Sternum*. **B., Broken**, abscess of the mammary gland. **B., Chicken**, *Pectus carinatum*; a deformity marked by prominence of the sternal portion of the chest. **B. Glass**, a glass receptacle for the overflow of milk from the breast. **B. Pang**, angina pectoris. See *Stenocardia*. **B. Pump**. See *Antlia*. **B., Pigeon**. Same as *B., Chicken*. **B. Tea**, German, a mixture of althea, or marshmallow, eight parts; coltsfoot leaves, four parts; liquorice, three parts; anise and mullein leaves, each two parts; orris, one part: this is called also *species pectoralis*.

Breastweed. See *Saururus cernuus*.

Breath (*brēth*) [AS., *brēth*]. The air exhaled from the lungs. It has lost a part of its oxygen and gained a certain but varying amount of ammonia, aqueous vapor and carbon dioxide from the oxidation of the waste-matter of the blood. Also applied to the air inspired. **B. Sounds**, the respiratory sounds heard upon auscultation. In the healthy chest three varieties of respiratory sounds may be recognized: 1. Those produced in the glottis, and audible over the lower end of the trachea—*tracheal* or *bronchial breathing*. 2. Those produced in the alveoli and audible over the lungs—*vesicular* breathing. 3. Those audible about the roots of the lungs, combining the character of the two preceding—*bruncho-vesicular breathing*. A *Table of Breath-Sounds* is given on the next page.

TABLE OF BREATH-SOUNDS IN HEALTH AND DISEASE.

(Altered and enlarged from J. K. Fowler).

VARIETY OF BREATHING.	PERIOD.	PITCH.	QUALITY.	INTERVAL.	DURATION.	INTENSITY.	WHERE HEARD.	CONDITION IN WHICH HEARD.
Vesicular.	1. Inspiration. 2. Expiration.	Low. Lower.	Vesicular. Blowing.	None. Shorter than in- spiration or sent. absent.	Variable. Faint or ab- sent.	Over the lungs, in health.	In health.
Bronchial.	1. Inspiration. 2. Expiration.	High. Higher.	Tracheal. Tracheal.	Distinct. Equal to or longer than inspiration.	Variable. Greater.	In <i>health</i> , over the seventh cervical spine. In <i>disease</i> , over areas of consolidation	In <i>health</i> ; pulmonary tuberculosis, lobar pneu- monia, large pleuritic effusions, thoracic aneurysm, mediastinal tumors.
Broncho- vesicular.	1. Inspiration. 2. Expiration.	Higher than in vesicular breathing. Higher than in vesicular breathing.	More or tracheal. More or tracheal.	less Slight. less About equal to inspiration.	Variable. Greater.	In <i>health</i> , ant. over sternal portion of in- tra-clavie. region; <i>post.</i> , upper part of inter-scapular region. In <i>disease</i> , over slight con- solidation.	In <i>health</i> ; pneumonia, pulmonary tuberculo- sis.
Amphoric.	1. Inspira- tion. 2. Expira- tion.	Low. Lower.	Hollow and me- tallic. Both characters more marked.	Distinct. Longer than inspiration.	Variable. Greater.	Over a large cavity com- municating with an open bronchus.	Pulmonary tu- berculosis.
Cavernous.	1. Inspira- tion. 2. Expira- tion.	Low. Lower.	Blowing and hollow. Both characters more marked.	Distinct. Longer than inspiration.	Variable. Greater.	Over a cavity communicat- ing with an open bron- chus.	Pulmonary tuberculo- sis.
Tubular.	1. Inspira- tion. 2. Expira- tion.	Higher than in bronchial breathing. Higher.	Laryngeal whiffing. Laryngeal whiffing.	or Distinct. or Equal to or longer than inspiration.	Variable. Greater.	Over consol- idated areas.	Lobar pneu- monia, pul- monary tu- berculosis.

Breathing (*brêth'-ing*) [AS., *brath*]. See *Respiration*.

B., Abdominal, breathing in which the abdominal walls move decidedly and in which the diaphragm is actively engaged. **B., Diminished**, is the reverse of *B. Exaggerated*. The normal breath-sound is present, but its intensity is much diminished. It is very frequently heard at the apex in the early stage of pulmonary tuberculosis. **B., Exaggerated**, is the normal breath-sound of children, but when occurring in adults, it indicates a compensatory action of one part of the lungs for deficient action elsewhere. It is an exaggerated degree of the normal vesicular breathing. **B., Interrupted, Wavy or Cogwheel**, a broken or interrupted inspiratory sound produced by nervousness, irregular contraction of the muscles of respiration, or irregular expansion of the lung from disease. **B., Mouth**, habitual respiration through the mouth. **B., Puerile**. See *B., Exaggerated*. **B., Suppressed**, entire absence of breath-sounds, as in pleuritic effusion and certain solid conditions of the lung. **B., Thoracic**, respiration in which the thoracic walls are actively moved.

Bred sore (*brêd'-sôr*) [Vulgar]. A sore coming without any visible cause; a whitlow; also called *Breeder*.

Breech (*brêch*) [ME., *brech*]. The buttocks. **B. Position**. See *Fetus, Position of*.

Breeches Splint. A splint that surrounds the leg; oftenest made of woven wire.

Breed (*brêd*) [AS., *brëdan*, to nourish]. To beget, produce; to nurse; to develop.

Breeder (*brêd'-er*). See *Bred sore*.

Breeding-season (*brêd'-ding sê'-zôn*) [AS., *brëdan*, to nourish]. The period during which certain species of animals, especially the lower forms of vertebrates, beget and rear their young.

Breeze (*brêz*). See *Head-breeze* and *Static-breeze*.

Brefeld and Nägele's Method. See *Fractional Cultivation*.

Bregenin (*brêg'-en-in*) [Low Ger., *brezen*, brain], $C_{10}H_{17}NO_5$. A name given by Thudichum to a viscous principle, soluble in and crystallizable from alcohol, by means of which it has been extracted from brain-tissue. It is fusible like a fat, but is miscible with water.

Bregma (*brêg'-mah*) [*3pi'ua*, the sinciput; *fl.*, *Bregma*]. A term applied to the anterior fontanelle. See *Craniometric Points*.

Bregmatic (*brêg-mat'-ik*) [*3pi'ua*, the sinciput]. Relating to a bregma.

Bregmato-anterior (*brêg'-mat-o-an-te'-ri-or'*) [*3pi'ua*, the sinciput; *anterioris*, front]. Having the bregma in the anterior portion of the mother's pelvis; applied to the presentation in labor.

- Bregmato-cotyloid** (*breg-mat-o-ko'ti-lo'id*) [*breg-mat*, the snout; *ko'ti-lo'*, a socket; *lo'id*, form]. With the bregma toward the cotyloid depression (acetabulum) of the mother's pelvis; a term used in obstetrics.
- Bregmatodymia** (*breg-mat-o-dim'i-a*) [*breg-mat*, the snout; *o-dim'i-*, twin]. Pericardic union of twins by the bregmata.
- Bregmato-lambdaoid Arc** (*breg-mat-o-lam'bo'id-ark*). See *Arc*.
- Bregmato posterior** (*breg-mat-o-poste'ri-or*) [*breg-mat*, the snout; *o-poste'ri-*, backward]. Having the bregma toward the rear of the mother's pelvis; a term used in obstetrics.
- Bremen** (*brim-en*) [*Ger.*]. A town in Germany. **B. Blue** (*Solanum elaeagnifolium*, under *Plant.*). **B. Green**. See *Conjugates of Plants*, under *Pligman*.
- Bremond's Method**. See *Plant.*, *Methods of*.
- Brenner's Formula**. The feeble tone heard when the auricle is opened in galvanic stimulation of the auditory nerve. This tone corresponds with the resonance fundamental tone of the sound-conducting apparatus of the ear itself.
- Brenzcatechinsulphuric Acid** (*brenz-kat-e-kin-sul'f'ur-ik*). See *Acid*.
- Brephalus** (*brif-a-lus*) [*bre-oo'*, the new-born babe or young]. In biology, applied to the young of a crustacean just as it quits the ovum, in whatever stage. Bates's substitute for larva.
- Brephopolysarcia** (*brif-poh-pol-sar'ke-ah*) [*brif-oo'*, an infant; *pol-*, much; *sar-g'*, flesh]. Excess of flesh in an infant.
- Brephotrophium** (*brif-poh-trof'i-um*) [*brif-oo'*, infant; *trof-i-*, to nourish]. An infant-asylum; a foundling-hospital.
- Breschet. Canals of**. See *Canal*. **B., Sinus of**, the sphenoparietal sinus. See *Sinus*. **B.'s Veins**. See *Vein*.
- Bresgen's Formulæ**. Silver-nitrate powders of varying strengths, with powdered starch, for use in rhinitis.
- Breslau Fever**. See *Fever*. **B. Test**. See *Birth*.
- Brevè extensor digitorum** (*brif-ek-ek-sen'tor-dig-it-o-l'um*) [*L.*]. The extensor brevis digitorum. See *Muscle*, *Table of*.
- Brevicaudate** (*brif-ek-rod-dat*) [*brevis*, short; *cauda*, tail]. In biology, short-tailed.
- Breviductor** (*brif-oduk'tor*) [*L.*]. The adductor or vastus muscle of the thigh. See *Muscles*, *Table of*.
- Breviflexor** (*brif-ef-ek-sor*) [*L.*]. Any short, flexor muscle.
- Brevifoliate** (*brif-ef-fo-li-ate*) [*brevis*, short; *folium*, a leaf]. In biology, short leaved.
- Brevilingual** (*brif-ef-ling-wal*) [*brevis*, short; *lingua*, a tongue]. In biology, short tongued.
- Breviped** (*brif-ef-pid*) [*brevis*, short; *pes*, a foot]. In biology, short footed.
- Brevipennis** (*brif-ef-pen-is*) [*brevis*, short; *penna*, a wing]. In biology, short winged.
- Brevirostrate** (*brif-ef-ro-strate*) [*brevis*, short; *rostrum*, a beak]. In biology, short billed.
- Brevissimus oculi** (*brif-ef-sim-us-oku-li*) [*L.*]. The smallest of the muscles of the obliquus interior. See *Muscles*, *Table of*.
- Brewer's Test**. See *Plant*, *Table of*.
- Bruançon Manna** (*bruan-son-man'na*). A kind of manna obtained from the European larch tree.
- Bribosia's Operation**. See *Operation*, *Table of*.
- Brick-Dust Deposit** (*brif-k-dast-de-poz-it*). A lithititious sedimentation.
- Bricklayers' Itch** (*brif-k-lay-ers-it-ech*). Lezema due to irritation of the skin.
- Brick-makers' Anemia**. See *An-hylostomiasis*.
- Bridge** (*brif*) [*ME.*, *brigg*]. 1. The upper ridge of the nose formed by the union of the two nasal bones. 2. In electricity, an apparatus for measuring the resistance of a conductor. **B. Coloboma**. See *Coloboma*. **B., Herpetic**, a term for *Parsicular Keratitis*, *q. v.* **B. of Nose**, the prominent ridge formed by the nasal bones. **B. of Varolius**, the pons Varolii. **B.-Work**, in dentistry, the adaptation of artificial crowns of teeth to and over spaces made by the loss of natural teeth, by connecting such crowns to natural teeth or roots for anchorage by means of a bridge, and thereby dispensing with plates covering more or less of the roof of the mouth and the alveolar ridge.
- Bridle** (*brif-idl*) [*ME.*, *bridel*]. 1. A *Frenum*, *q. v.* 2. A band or filament stretching across the lumen of a passage, or from side to side of an ulcer, scar, or abscess. **B. Stricture**, a stricture due to the presence of a bridle traversing the caliber of the urethra.
- Brieger, Bacillus of**. See *Bacteria*, *Synonymatic Table of*. **B.'s Method**, a method of separating ptomaines from a putrefying mass.
- Briggs's Operation**. See *Operations*, *Table of*.
- Brightic** (*brif-ik*) [*Bright*, an English physician]. A person suffering from Bright's disease.
- Bright's Disease** (*brif-ts-dis-eez*) [*Bright*, an English physician]. A name formerly incorrectly used as a synonym of albuminuria, and at present covering several forms of disease of the kidney associated with albumin in the urine. It may be acute (*acute parenchymatous nephritis*) or chronic (which includes *chronic parenchymatous nephritis*, *granular contraction of the kidneys*, and *albuminoid degeneration of the kidneys*). Bright's disease is considered by Fothergill as a secondary condition arising from a tendency toward the reversion to that preanthropic type in which the liver performed the additional office of excreting uric acid. **Acute Bright's Disease** is sudden in its onset, and is associated with chills, headache, back-ache, vomiting, and edema, especially marked in the eyelids and the cheeks. The urine is scanty or even suppressed, of a dark, smoky hue, and contains a large amount of albumin, and blood. Microscopically, blood-corpuseles, renal epithelium, debris, and hyalin, epithelial, and blood-casts are found, and occasionally, also, granular casts. Occasionally the glomeruli of the kidney are the seat of the most marked changes, and to this condition the term "*glomerulo-nephritis*," has been given. The most frequent cause of acute Bright's disease is exposure to cold. It is often a complication of the specific fevers, especially scarlet fever. Death frequently results from uremia or cardiac failure, or the disease may assume a chronic form. **Chronic Bright's Disease** embraces, as has been said, three distinct diseases of the kidney. *Chronic parenchymatous nephritis*, usually following an acute attack, is also known as *chronic tubal* and *chronic disquamative nephritis*, and from its size and pallor, the kidney resulting from the disease is called the "*large white kidney*." The capsule peels off readily and leaves a smooth or very slightly granular surface. The tubules are most involved in the change; they are enlarged and distended with proliferated and swollen epithelial cells. There is some thickening of the interstitial tissue, as a rule. This large kidney is prone to undergo degenerative changes, the protoplasm of the cells in the tubules breaking down into an amorphous debris. The kidney shrinks, and at the same time undergoes an increase in the interstitial tissue, forming what is known as the "*small white kidney*." *Granular contraction of the kidney* is also known as *chronic interstitial nephritis*,

and the kidney resulting is called the "small red granular kidney," the "red contra tal kidney," and at times the "gouty kidney" or the "arterio-sclerotic kidney." This kidney is usually much diminished in size and weight; the capsule is greatly thickened and adherent, so that it cannot be removed without tearing the kidney-tissue. The renal substance is reddish, granular, with small cysts, and firm on section. Microscopically, there is found a great increase in the interstitial tissue, reducing the caliber of the tubules. This excess of fibrous tissue has given origin to the name "cirrhotic kidney," and this form of Bright's disease is frequently associated with gout, syphilis, chronic lead-poisoning, or alcoholic excess. *Albuminoid degeneration of the kidneys* is also known as the *amyloid, waxy, or lardaceous kidney*. This kidney is enlarged and quite pale; its consistence is firm, and the section has a peculiar, glistening, bacon-like appearance. The glomeruli stand out as bright points upon the surface; the capsule peels off easily and leaves a smooth surface. Iodine applied to the surface of the section turns the diseased portions a mahogany-brown color. The change in this disease is most marked in the glomeruli and the blood-vessel walls, but may be found elsewhere; it is most frequently due to prolonged suppuration, bone and joint disease, tuberculosis, syphilis, malaria, and mercurial poisoning. The onset of chronic Bright's disease is usually insidious, and may only be indicated by slight puffiness of the eyelids or the ankles, shortness of breath, dull and persistent headache, disorder of vision and hebetude. The pulse is one of high arterial tension, and there is hypertrophy of the left ventricle of the heart, especially in the case of the contracted kidney; there is frequent micturition, progressive anemia, dryness of the skin, indigestion, and a tendency to uremia. The urine is always scanty with the large white kidney, but abundant with the other forms of the disease. The specific gravity and the reaction vary; occasionally there may be present a small quantity of blood, and albumin is always present at some period in chronic Bright's disease. The quantity of albumin is very large in the large white and amyloid kidneys; very slight in the contracted form. Microscopically, the urine contains renal epithelium, granular and fatty matter, and tube-casts. The latter are most plentiful in the large white kidney, but are never so numerous as in acute nephritis; they are granular, fatty, and hyaline in nature. A frequent symptom of chronic Bright's disease is the so-called "albuminuric retinitis," in which condition there are ecchymoses of the retina, together with white glistening spots, most numerous near the macula lutea, and frequently arranged in lines like the radiations from a star. This is diagnostic of chronic renal disease. The prognosis of chronic Bright's disease is bad, death eventually resulting from uremia or apoplexy.

Brilliant (*bril'-yant*) [Fr.], Bright, glittering. **B. Green.** See *Pigments, Conspectus of*. **B. Yellow.** See *Pigments, Conspectus of*.

Brim (*brim*) [ME., *brim*]. An edge or margin. **B. of Pelvis.** See *Pelvis*.

Brimstone (*brim'-ston*). See *Sulphur*.

Brine Test. See *Tests, Table of*.

Brinton's Operation. See *Operations, Table of*.

Briquet's Ataxia. See *Ataxia, and Diseases, Table of*.

Briquettes (*brik'-et'*). See *Pitch*.

Brise-coque (*brès'-kok*) [Fr., "shell-breaker"]. An instrument for crushing the shell of a calculus after its inner part has been pulverized.

Brisement (*brès'-mon-ey'*) [Fr.]. A crushing; the forcible breaking up of an ankylosis.

Brise-pierre (*brès'-pe-ar'*) [Fr., "stone-crusher"]. An old form of lithotrite.

Bristle (*brist'-l*) [ME., *bristel*]. In biology, a stiff, coarse hair on certain animals and plants. A stiff feather. **B.-cell**, any one of the ciliated cells at the terminations of the auditory nerve-filaments. **B., Dentist's.** See *Nerve Bristles*.

British (*bril'-ish*) [L., *Britanni*, the original inhabitants of Britain]. Of or pertaining to Great Britain.

B. Gum. See *Dextrin*. **B. Oil**, a mixture of petroleum, Barbadoes tar, oil of amber, oil of juniper, oil of turpentine and linseed oil; it is prized as a domestic remedy. **Uñof**.

Broach, Watchmaker's (*brooch*). A five-sided steel instrument used by dentists for enlarging the canal in the root, and the opening into a decayed cavity in the crown of a tooth.

Broad (*brod*) [ME., *brood*]. Wide; extensive. **B. Land Irrigation.** See *Sewage, Disposal of*. **B.-leafed Laurel.** See *Kalmia*. **B. Ligament.** See *Liament*. **B. Tapeworm.** See *Bothriocephalus latus*.

Broca, "Grand Lobe Limbique" of. The cortical cerebral convolution formed by the continuation of the *gyrus hippocampi* with the *gyrus fornicatus*. This should not be confused with "Broca's Convolution," *i. e.*, the third left frontal.

Broca's Angles. See *Angle*. **B. Aphasia.** See *Diseases, Table of*. **B. Area**, the speech-center of the frontal convolution. **B. Auricular Point**, the center of the external auditory meatus. **B. Center.** See *Center*. **B. Convolution.** See *Convolution, Table of*. **B. Fissure.** See *Fissures, Table of*. **B. Plane**, the *alveolo-condyloid plane*. A line passing from the alveolar process of the superior maxilla and through the lowest part (condyles) of the occipital bone, the shaven head being so placed that this line shall be horizontal. This is employed in cranio-cerebral topography. **B. Speech-center**, the folded part of the base of the third frontal gyrus.

Brochus (*bro'-kus*) [L.]. A person whose teeth project, or one who has a prominent upper lip.

Brocq's Pomade. A pomade used in lupus erythematosus. It consists of salicylic and lactic acids, each ʒss; resorcin, grs. xiv; oxid of zinc, ʒij; pure vaselin, ʒxxvij.

Brodie's Disease. Same as *Brodie's Knee*. **B. Knee.** See *Diseases, Table of*.

Brokaw Ring (*brok'-aw ring*). A ring used in intestinal anastomosis, made of segments of rubber drainage-tubing and threaded with catgut strands.

Broken (*bro'-ken*) [AS., *brocen*, to break]. In surgery, fractured, as a bone. **B. Breast**, abscess of the mammary gland. **B. Wind, B.-winded**, in farriery, a term applied to a condition of heart-strain following severe muscular effort. It is characterized by paroxysms of cardiac dyspnea. See *Heart's*. **B.-wing FEVER.** Synonym of *Dengue*.

Bromal (*bro'-mal*) [ἄρωμα, a stench; *aldehyd*]. $CBr_3.CHO$. Tribromaldehyd, analogous to chloral. It is produced by the action of bromin on alcohol. It is a colorless, oily fluid, of a penetrating odor, and sharp burning taste, boiling at 172° - 173° ; it has been used in medicine, having properties similar to those of chloral. **B. Hydrate**, $CBr_3.CHO + H_2O$, a fluid of oily consistence, having a structure similar to that of chloral hydrate, but more irritating and narcotic than the latter. It is used as a hypnotic and in epilepsy. Dose gr. j-v. **Uñof**.

Bromamid (*bro'-mam-id*) [ἄρωμα, a stench; *amid*]. A bromin compound of the amid group with the formula, $C_6H_5Br_2NH.HBr$. It contains 75 per cent.

of bromin, and is much used as an antipyretic, in 10- to 15-grain doses.

Bromanil (*bro-'man-il*) [*βρόμιος*, a stench; *anilin*], C_6Br_4O . A compound obtained by heating phenol with bromin and iodin in water. It consists of golden-yellow, shining leaflets or thick plates that melt and sublimate.

Bromated Antifebrin (*'bro-mat-ed-an-te-fe-brin*). See *Anti-febrin*.

Bromatography (*bro-mat-og'ra-fi*) [*βρόμιος*, food; *γραφία*, a writing]. A description of or treatise on foods.

Bromatology (*bro-mat-ol-og'i*) [*βρόμιος*, food; *λογία*, a science]. The science of foods.

Bromethyl (*bro-met'il*). See *Ethyl Bromid*.

Bromid, or **Bromide** (*bro-mid*, or *-mia*) [*βρόμιος*, a stench]. Any haloid of bromin; those of calcium, iron, ammonium, potassium, and sodium are the ones mainly used in medicine. They allay nervous excitement, promote tranquillity, and are largely employed as sedatives. **B. of Ethyl**. See *Hydrobromic Ether*.

Bromidia (*bro-mid-ia*) [*βρόμιος*, a stench]. An American nostrum containing in each fluid dram chloral hydrate and potassium bromid, each gr. 15, extract of cannabis indica and extract of hyoscyamus, each gr. one-half. Dose ʒj.

Bromidrosiphobia (*bro-mid-ros-ē-fō'-he-ah*) [*βρόμιος*, a stench; *ιδρώς*, sweat; *φοβία*, fear]. Insane dread of offensive personal smells, with hallucinations as to the perception of them.

Bromidrosis (*bro-mid-ros-ē-sis*) [*βρόμιος*, a stench; *ιδρώς*, sweat]. Bromidrosis; an affection of the sweat-glands in which the sweat has an offensive odor. It is usually associated with chronic local hyperidrosis, especially of the feet. The odor is due to a specific decomposition of the sweat from the presence of the *bacterium fragrans*.

Bromidum (*bro-mid-um*) [*βρόμιος*, a stench]. Bromid; a salt of bromin.

Bromin, **Bromine**, or **Bromum** (*bro-min*, or *-mium*) [*βρόμιος*, a stench]. Br 82; quantivalence 1. A reddish-brown liquid, which, at ordinary temperatures, gives off a heavy, suffocating vapor. In its elementary form it is a very active escharotic, and internally a violent poison. It is used by inhalation and as an expectorant. Dose gtt. ij, largely diluted. The salts of bromin are cerebral and cardiac depressants, and highly valuable as hypnotics. The salts of the alkaline metals are those most commonly used. They are cerebral and spinal depressants, also alterative, antispasmodic, and hypnotic. **Ammonii bromidum**, NH_4Br , prismatic crystals. Dose gr. v-xx. **Auri bromidum**. See *Aurium*. **Calcii bromidum**, $CaBr_2$, granular and deliquescent. Dose gr. v-ʒj. **Ethyl bromid**, C_2H_5Br , useful in spasmodic coughs. Dose ʒx-ʒj. **Ethylene bromid**. See *Ethylene*. **Ferri bromidi**, Syr., contains ten per cent. of the salt. Dose ʒss. **Lithii bromidum**, $LiBr$, granular and deliquescent. Dose gr. v-xx. **Nickel bromidum**. See *Nickel*. **Potassii bromidum**, KBr , colorless, rhombic crystals. Dose gr. v-ʒj. **Sodii bromidum**, $NaBr$, colorless, monoclinic crystals. Dose gr. v-ʒj. **Zinci bromidum**, $ZnBr_2$, granular. Dose gr. ʒ-ij.

Brominism, **Bromism** (*bro-min-izm*, *bro-mizm*) [*βρόμιος*, a stench]. Certain peculiar phenomena produced by the excessive administration of the bromids. The most marked symptoms are headache, coldness of the extremities, coldness of the heart's action, numbness of the face, anesthesia of the soft palate and pharynx, pallor of the skin, and a peculiar eruption of acne which is one of the earliest and most

constant symptoms. There is also anorexia with less of sexual power and atrophy of the testes or mam-mae. The patient may become almost imbecile.

Bromo-Caffein (*bro-mo-kaf'e-in*) [*bromin*; *caffein*]. A proprietary effervescent preparation containing caffein. It is used for the relief of headaches.

Bromochloralum (*bro-mo-klo-ral'-um*) [*βρόμιος*, a stench; *chloral*]. A proprietary antiseptic and disinfecting compound, containing the bromid and chlorid of aluminum.

Bromoform (*bro-mo-form*) [*βρόμιος*, a stench; *forma*, form], $CHBr_3$. A chlorid having a structure like that of chloroform, $CHCl_3$; it is an active anesthetic. Its use is not followed by vomiting. It causes irritation of the conjunctiva and respiratory organs. It is used in whooping-cough in doses of gtt. ij-v in a mixture of wine and water. Unof.

Bromography (*bro-mog'ra-fi*). Same as *Bromatog-raphy*.

Bromoioidism (*bro-mo-i'-o-id-izm*) [*Bromism*; *iodism*]. Poisoning by bromin and iodin compounds together.

Bromol (*bro-mol*), $C_6H_3Br_3O$. Tribromophenol; an antiseptic substance used in the form of a powder, solution (1:30 olive oil), or ointment (1:10). Internally it is used in cholera infantum and typhoid fever. Dose gr. $\frac{1}{10}$ - $\frac{1}{4}$. Unof.

Bronchadenitis (*brongk-ad-en-ē-tis*) [*βρόγχια*, the bronchial tubes; *ἀδην*, gland; *τις*, inflammation]. Inflammation of the bronchial lymphatic glands.

Bronchaphrosia (*brongk-af-ro'-ze-ah*) [*βρόγχια*, bronchial tubes; *ἀφρός*, foam]. Obstruction due to the presence of froth in the bronchioles.

Bronchi (*brong'-ki*) [*βρόγχος*, the windpipe]. The two tubes into which the trachea divides opposite the third dorsal vertebra, called respectively the right and the left bronchus.

Bronchia (*brong'-ke-ah*) [*βρόγχος*, the windpipe]. The bronchial tubes, especially those that are smaller than the two bronchi.

Bronchial (*brong'-ke-al*) [*βρόγχος*, the windpipe]. Relating to the bronchi or to their branches, or to the smaller air-passages in the lungs. **B. Arteries**, branches of the thoracic aorta, three or four in number. They are the nutrient vessels of the lungs. See *Arteries*, *Table of*. **B. Catarrh**, the simplest form of acute inflammation of the bronchi. It is the so-called "cold on the chest." The feeling of oppression and constriction, with slight mucous discharge, is due to hyperemia and swelling of the mucous membrane of the larger bronchi. **B. Fluke**. See *Distoma ringeri*. **B. Glands**, the chain of glands running beside the bronchi. They frequently undergo pathologic enlargement and give rise to a group of symptoms—cough, pain, spasmodic dyspnea, dysphagia, and change in the voice. The enlargement is usually tuberculous in nature.

Bronchiectasis (*brong-ke-ek'-tas-īs*) [*βρόγχος*, the windpipe; *εκτασις*, dilatation]. A term denoting the dilatation or relaxation of the walls of the bronchi, arising from inflammation and other causes. It is very rare as a primary condition, but is frequently associated with some chronic pulmonary disease. It occurs most frequently in pulmonary tuberculosis at the apex of the lung, but is also frequently seen in the bronchi at the base of the lung. It may involve a tube uniformly for some distance, producing the *cylindrical* form; or it may occur irregularly in sacs or pockets, the *sacculated* form. If the whole lung be involved in the change we have produced the so-called *turtle lung*. The characteristic symptom of bronchiectasis is paroxysmal coughing, with the expectoration of large quantities of muco-purulent, often fetid,

matter. Cavernous breathing will be heard over the dilated tubes.

Bronchiocele (*brong'-ku-o-sel*) [*bronchiolus*, a little air passage; *κίβη*, tumor]. A swelling or dilatation of a bronchiole.

Bronchiole (*brong'-ke-ol*) [dim. of *bronchus*]. One of the smallest subdivisions of the bronchi.

Bronchiolitis (*brong-ke-o-lit'-tis*) [*bronchiolus*, a little bronchus; *ιτις*, inflammation]. Inflammation of the bronchioles. **B. exudativa**, an inflammation of the bronchioles, with exudation. Curschmann's theory of the production of bronchial asthma.

Bronchiostenosis (*brong-ke-o-ste-no'-sis*) [*βρόγχος*, the windpipe; *στενός*, narrow]. Contraction of a bronchus or of any one or more of the bronchial tubes.

Bronchitic (*brong-kit'-ik*) [*βρόγχος*, the windpipe]. Relating to, of the nature of, or affected with, bronchitis.

Bronchitis (*brong-kit'-tis*) [*βρόγχος*, the windpipe; *ιτις*, inflammation]. Inflammation of the mucous membrane that lines the bronchial tubes. It is usually attended with soreness, cough, alteration of the voice, and febrile symptoms. **B., Acute**, a severe form of simple bronchial catarrh. It is the initiatory stage of the other forms of the disease, and is usually the result of a chill, though it may be associated with some other disease, as the exanthemata, and affections of the kidney and heart. Sibilant and sonorous rhonchi and bubbling râles may be heard on auscultation. **B., Acute Capillary**, a variety in which there is an involvement of the minute tubes of the lung. It is most frequently met with in children, usually secondarily to other diseases of the lung or other organs. The symptoms are urgent—dyspnea, short, irritating cough, nervous depression, and excited action of the heart. Collapse of portions of the lung frequently occurs, and the patient may die of asphyxia and extreme exhaustion. **B., Catarrhal**, a form attended with profuse muco-purulent discharges. **B., Chronic**, a form occurring either as an independent disease or as the result of repeated attacks of the acute variety. It is generally associated with organic changes in the lungs and other organs, such as emphysema, bronchiectasis, pulmonary tuberculosis and pleurisy. Occurring in old people, it produces the well-known "winter cough" of the aged. **B., Croupous, Fibrinous, or Plastic**, a rare variety attended with the expectoration of casts of the bronchial tubes, after a paroxysm of dyspnea and violent coughing. The casts are fibrinous in nature, hollow, yellowish-white, and vary from one to seven inches in length. This form of bronchitis is usually seen in males, and between the ages of ten and thirty. **B., Mechanical, or Potter's**, a form caused by the inhalation of dust, etc. **B., Potter's**. See *B., Mechanical*. **B., Putrid, or Fetid**, a variety of chronic bronchitis characterized by the discharge of a copious, half-liquid, extremely offensive sputum. The peculiar odor is thought to be due to a microorganism, especially to a short, slightly-curved bacillus described by Lammitzer. **B., Summer**. Synonymous with *Hay Fever, q. v.*

Bronchlemmitis (*brong-klem-i'-tis*) [*βρόγχος*, the windpipe; *ἔμμη*, a skin]. Croupous bronchitis.

Bronchoægophony (*brong-ko-e-goff'-o-ne*). See *Bronchoægophony*.

Bronchocele (*brong'-ko-sel*, or *-se'-le*) [*βρόγχος*, the windpipe; *κίβη*, a tumor]. See *Göiter*.

Bronchocephalitis (*brong-ko-sef-al-i'-tis*). Synonym of *Whooping-cough*.

Bronchoægophony (*brong-ko-e-goff'-o-ne*) [*βρόγχος*, the windpipe; *αἶξ*, a goat; *φωνή*, a voice, sound]. Bronchophony combined with egophony.

Broncholemmitis (*brong-ko-klem-i'-ti-*). See *Bronchlemmitis*.

Broncholith (*brong'-ko-lith*) [*βρόγχος*, the windpipe; *λίθος*, a stone]. A calculus or concretion formed in a bronchial tube.

Bronchomycosis (*brong-ko-mi-ko'-si-*) [*βρόγχος*, the windpipe; *μυκή*, a fungus]. The growth or presence of fungi in a bronchial tube.

Bronchopathy (*brong-kop'-a-the*) [*βρόγχος*, the windpipe; *πάθος*, disease]. Any disease of the air-passages.

Bronchophonic (*brong-ko-fon'-ik*) [*βρόγχος*, the windpipe; *φωνή*, a voice]. Relating to bronchophony.

Bronchophony (*brong-koff'-o-ne*) [*βρόγχος*, the windpipe; *φωνή*, the voice]. The resonance of the voice within the bronchi as heard through the stethoscope. It is normally present over the lower cervical spines, in the upper inter-scapular region, and over the sternal portion of the infra-clavicular regions. **B., Whisped**, bronchophony elicited by causing the patient to whisper.

Bronchophthisis (*brong-ko-thi'-sis*) [*βρόγχος*, the windpipe; *φθισις*, a wasting]. Pulmonary tuberculosis characterized by extensive lesions of the bronchial tubes.

Bronchophyma (*brong-ko-fi'-mah*) [*βρόγχος*, the air-passage; *όψμα*, a growth]. Any growth, as a tubercle, in a bronchial tube.

Bronchoplasty (*brong'-ko-plas-ty*) [*βρόγχος*, the trachea; *πλασσειν*, to form]. The surgical closure of a tracheal fissure or fistula.

Broncho-pneumonia (*brong-ko-nu-mo'-ne-ah*) [*βρόγχος*, the windpipe; *πνεύμων*, the lung]. Lobular pneumonia, a term applied to inflammation of the lungs, which, beginning in the bronchi, finally involves the parenchyma of the lungs. This disease is most frequently encountered in children, but may occur in old age. Three varieties are described: 1. A simple, acute form, following a severe bronchial catarrh. 2. A secondary form, occurring after whooping-cough or some general febrile infective disease. 3. A rare suppurative form, with the formation of abscesses throughout the lung. The patient suffering with broncho-pneumonia presents the following symptoms: dyspnea, cough, fever, often high, restlessness, and occasionally marked cerebral symptoms. If convalescence be not properly guarded relapses are likely to occur. The physical signs vary greatly, and are often not marked. The course of the disease is generally chronic, and the prognosis must be guarded.

Bronchorrhagia (*brong-kor-a'-je-ah*) [*βρόγχος*, the bronchus; *ρήγνυται*, to burst forth]. Hemorrhage from the air-passages.

Bronchorrhea (*brong-kor-e'-ah*) [*βρόγχος*, the bronchus; *ρέω*, to flow]. A form of bronchitis attended with profuse expectoration.

Bronchostenosis (*brong-ko-ste-no'-sis*) [*βρόγχος*, the windpipe; *στενός*, narrow]. Contraction of a bronchus.

Bronchotome (*brong'-ko-tom*) [*βρόγχος*, the windpipe; *τέμνω*, to cut]. An instrument for cutting the larynx or trachea in the operation of bronchotomy.

Bronchotomy (*brong-ko-t'o-mé*) [*βρόγχος*, bronchus; *τέμνω*, to cut]. A surgical cutting-operation upon the bronchus, larynx, or trachea.

Broncho-tracheal (*brong-ko-tra'-ke-al*) [*βρόγχος*, the bronchus; *τραχεία*, the windpipe]. Relating to a bronchus (or to both bronchi) and to the trachea.

Broncho-vesicular (*brong-ko-ves-ik'-u-lar*) [*βρόγχος*, the bronchus; *vesicula*, a vesicle]. Both bronchial and vesicular. See *Brath-Sounds, Table of*.

Bronchus (*brong'-kus*). See *Bronchi*.

Bronson's Method. See *Practice of Medicine*.

Bronze *bronz'* [*pronounced, bronz'*]. An alloy of copper and tin. **B. John**, a popular term for *Yellow Fever*. **B. Liver**, a dark reddish brown or olive black color of the liver, seen in post mortem examinations of certain cases of chronic malarial poisoning.

Bronzed *bronz'* [*pronounced, bronz'*]. Tanned; of a bronzed color. **B. Skin**, a symptom of Addison's Disease. **B.-skin Disease.** See *List of Diseases*.

Brood *brood'* [*ML.*]. In biology, offspring; progeny. **B.-cells**, in cell-division, the mother-cells including the daughter cells. **B.-food**, a highly nitrogenous tissue-forming pap. derived by bees from pollen by digestion.

Brooke's Ointment. An ointment for treating lupus. It is composed of oxide of zinc and powdered starch each ℥i; camphor white vasoline ℥i ounce; hyd. oleatis ℥ss; petrolatum one ounce; salicylic acid 20 grains; rosin 20 minims; oil of lavender q. s.; enough red Ammoniac to give a hard raw rubber may be added to match the color of the skin.

Broom *broom'*. See *Syringium*.

Brosimum *bro-sim'* [*brooim', food*]. A genus of marvellous trees of S. America. **B. galactodendron**, the Venezuelan cow tree; its milky sap is nutritious and yields both a cheesy food and a wax *bro-sim* serviceable for candles.

Broth *broth'*. See *Bullion*.

Brother Ulcer *broth'er uls'ur*. See *Double Nilugu*.

Brousniak *broon'shiak'* [*Rus.*]. The berries of red whortleberry, red hillyberry (*Laccinium vitis idæa*), used in the form of a decoction in Russia for the relief of rheumatic affections. Unof.

Broussaisism *broo-sai-zim'* [*Broussais*, a French physician]. The physiologic, pathologic, and therapeutic doctrines taught by J. V. Broussais.

Broussaism *broo-sai-zim'*. See *Broussaisism*.

Brow *bro'* [*ML., broo'*]. The forehead; the upper anterior portion of the head. **B.-Ague**, neuralgia of the first division of the fifth cranial nerve, commonly met with in malarious districts, though at times occurring independently of such surroundings, and then dependent upon some diathesis, especially the gouty. **B. Presentation**, presentation of the fetal brow in labor. See *Fetus, Position of*.

Brown *brun'* [*ME., brun'*]. A dark reddish-yellow color. **B. Atrophy**, an atrophy of a tissue associated with a deposit therein of a brown or yellow pigment. **B. Coal.** See *Coal* and *Lignite*. **B. Crown**, in dentistry, an artificial, all-porcelain crown, which is attached to a natural root by means of an iridio-platinum pin baked in position. The pin has the greatest strength at the neck of the tooth, where the strength is weakest, and this strength is further increased by extending the porcelain upon the pin. **B. Edema.** See *Edema*. **B. Induration of Lung**, a state of the lung due to long continued congestion, with starting from marked incompetency or from contraction of the mitral valve. The lungs are enlarged and indurated, the surface opening the thorax, and being covered with a coat of yellow shading into a brown color, and from which a brownish fluid exudes on pressure. The cutaneous surface is studded with pigment granules in the cutaneous papillae or nodules. **B. Madder.** See *Bladder, Inflammation of*. **B. Mixture.** See *Mistura* *truncata*.

B. Ointment, the *unguentum matris camphoratum*, is called also *unguentum matris camphoratum*. It is composed of "Three parts of red precipitate, one part of suet, one part of B. Pink, and *Resina camphorata* q. s." **B. Plaster**, the *emplastrum matris camphoratum*, N. F.;

called also *emplastrum matris camphoratum*, or "camphorated mother's plaster;" official in German pharmacy. It is made of red oxid of lead, thirty parts; oil of olives, sixty parts; yellow wax, fifteen parts; camphor, one part. **B. Study.** See *Conspicua*. **B. Wort**, the plant *Brunella vulgaris*, popularly reckoned a good vulnerary, as well as a cure for sore-throat. Unof.

Brown's Operation. See *Operations, Table of*.

Brown's Operation. See *Operations, Table of*.

Brownian Movement. An oscillation or agitation observed under the microscope in very fine granules, drops, etc., when suspended in a liquid. The movement is not locomotion, and is to be distinguished from that of the self motility of living microorganisms. Its cause is not definitely known, but it may be due to heat, light, electricity, osmosis, etc. See *Pedesis*.

Brownism (*brun-izm*). See *Brunonian Theory*.

Brown-Sequard's Combination of Symptoms. See *Signs and Symptoms, Table of*. **B. Disease.** See *Diseases, Table of*. **B. Method of Treatment.** See *Treatment, Methods of*. **B. Paralysis.** See *Diseases, Table of*.

Bruch, Clusters of. See *Gland, Aggregated, of Bruch*. **B., Glands of.** See *Gland*.

Brucin (*bru'-sin*) [*Brucea*, a genus of shrubs], $C_{23}H_{26}N_2O_4$. A poisonous alkaloid found in *Strychnos nuxvomica* and in *Strychnos ignatius*. It crystallizes in prisms containing $4H_2O$, and melts at 178° . Its taste is exceedingly bitter and acrid. Its action on the animal economy is similar to but much less powerful than that of strychnin. See *Nux Vomica*.

Brücke's Berlin Blue Mass. A warm-flowing mass for injecting tissues. It is made as follows: potassium ferrocyanid, 217 gm.; water, 1000 c.c.; ferrous chlorid 1 part; water 10 parts. Take equal volumes of these solutions and add to each twice its volume of a cold saturated solution of sodium sulphate. Add the iron solution to the ferrocyanid solution, with constant stirring. Filter and wash the precipitate with the filtrate until it runs through clear, then wash with water until the filtrate runs off blue. Dry the precipitate. To a concentrated solution of this blue add enough gelatin to make a firm jelly when cold. Heat to $66^\circ C$. and filter through flannel. **B.'s Fluid**, potassio-mercuric iodid, employed in the precipitation of proteids. **B.'s Method**, a method of removing all the proteids from a substance. Acidulate the liquid with HCl, and then add to it a solution of potassio-mercuric iodid, made by saturating with mercuric iodid a boiling solution of potassium iodid. **B.'s Muscle.** See *Muscles, Table of*. **B.'s Reagent.** See *Tests, Table of*. **B.'s Red Mass**, a material for injecting the body. A concentrated solution of potassium ferrocyanid is injected into the artery until it runs clear from the vein. Then as much as possible is allowed to drain away. Next a concentrated solution of cupric sulphate free from iron is injected. By this method the red cupric ferrocyanid is precipitated in the vessels. **B.'s Test.** Same as *B.'s Reagent*.

Bruise (*brooz*). See *Contusion*.

Bruit (*bru'e'*) [*Fr., a noise or report*]. A term used by French physicians to designate the various specific sounds of auscultation. **B. d'airain**, Trousseau's term for the ringing note heard through the stethoscope applied to the chest wall when a coin is struck against another pressed against the surface of the chest on the opposite side. It is pathognomonic of a collection of gas in the pleural cavity. **B. de clapotement**, a splashing sound often heard in cases of well-marked dilatation of the stomach when pressure is made upon the abdominal walls. It is best elicited when the

Bruise (*brooz*). See *Contusion*.

Bruit (*bru'e'*) [*Fr., a noise or report*]. A term used by French physicians to designate the various specific sounds of auscultation. **B. d'airain**, Trousseau's term for the ringing note heard through the stethoscope applied to the chest wall when a coin is struck against another pressed against the surface of the chest on the opposite side. It is pathognomonic of a collection of gas in the pleural cavity. **B. de clapotement**, a splashing sound often heard in cases of well-marked dilatation of the stomach when pressure is made upon the abdominal walls. It is best elicited when the

patient is in the recumbent position, with relaxed abdominal walls, by palpating near the left border of the ribs. The same sound can be produced by shaking the patient (*bruit de glou-glou*). **B. de braque-ment**, a crackling sound. **B. de cuir neuf**, the new-leather murmur of the French; the creaking quality occasionally heard in pericardial friction-sounds. **B. de diable**, a venous murmur, of a whistling or rushing character, arising in the bulb of the common jugular vein, and due to such diseases as anemia, lead-poisoning, etc.; it is more common in the young, and is caused immediately by the vibration of the blood flowing from the narrow part of the common jugular vein into the wide, bulbous portion of the vessel. See also *Murmur*. **B. de galop**, a cantering rhythm of the heart frequently heard in mitral stenosis, in which three distinct heart-sounds are audible. It is due to a reduplication of the second sound. See also *Gallop Rhythm*. **B. de glou-glou**. See *B. de clapotement*. **B. de lime**. See *B. de scie*. **B. de moulin**, water wheel sound; a peculiar friction-sound mixed with splashing and gurgling, heard in pneumo-hydropericardium. **B. d'oboe**, a musical heart murmur. **B. de pot fêlé**, the cracked-pot sound. **B. de parchemin**, a rattling, as of parchment. **B. de râpe**. See *Bruit de scie*. **B. de rappel**, a sound resembling the double beat upon a drum. This doubling of the heart-sounds may be noted in different stages of chronic interstitial nephritis, when it is the first sound that is duplicated; and in mitral stenosis, when the second sound is doubled. **B. de scie**, a murmur sounding like that made by a saw or file. Also called *B. de râpe* and *B. de lime*. **B. skodikie**, an amphoric note heard in the pleural cavity, especially near the apex anteriorly, when there is a fluid accumulation not filling the whole of the plural sac. Also called *Skoda's tympany*. **B. de soufflet**, a bellows-murmur. **B. de soupape**, a flapping sound. **B. de de va et vient**, a to-and-fro friction-sound.

Brün's Operations. See *Operations, Table of*.

Brunet, or Brunette (*bru-net'*) [Fr.]. 1. Of a dark complexion. 2. One with a dark complexion.

Brüning's Red. Same as *Rosanilin*.

Brunissure (*brun-is-ur'*) [Fr., *brunisseur*, that which browns]. A disease of the grape, attacking the leaves only, caused by *Plasmodiumpora vitis*. (Viala and Sauvageau). Also called *Braune*.

Brunner's Glands. See *Glands*.

Brownian Movement. See *Brownian Movement*.

B. Theory, brownism; a doctrine taught by Dr. J. Brown (1735-88) that both physiologic and pathologic phenomena are due to variations in a natural stimulus, its excess causing sthenic and its deficiency producing asthenic diseases.

Brunswick (*brunz'-wik*) [Ger.]. A town in Germany.

B. Black. Same as *Japan Black*. **B. Green**. See *Conspectus of Pigments, under Pigment*.

Brush (*brush*) [ME., *brasse*]. An instrument consisting of a collection of some flexible material fastened to a handle. In surgery, various forms of brush are employed; as the *acid brush*, of glass threads; the *electric brush*, a form of electrode; the laryngeal brush; the *nasal, pharyngeal, and stomach brush*. See also *Pencil*. 2. A thicket of small trees.

B.-burn, the injury produced by violent friction, and the resulting heat; it often resembles a burn or scald. **B.-cells**. See *Cell*.

Bryant, Ampulla of. See *Ampulla*.

Bryant's Line. See *Lines, Table of*. **B.'s Method**. See *Treatment, Methods of*. **B.'s Operations**. See *Operations, Table of*. **B.'s Triangle**. See *Triangles, Table of*.

Bryce's Test. A test to determine if systemic infection has taken place after vaccination. It consists in repeating the inoculation during the evolution of the vaccine disease. If systemic infection has occurred, the second inoculation will mature rapidly, so as to overtake the first.

Brygmus (*briz'-mus*) [*βριμων*, biting]. Same as *Odontoprisis*.

Bryology (*brī-ol'-o-jē*) [*βριολ*, a moss; *ζῆνω*, to speak]. The science of mosses.

Bryonia (*brī-ol'-ne-ah*) [*βρυονία*, bryony]. Bryony. The root of *B. alba* and *B. dioica*; indigenous to Europe, with properties due to an intensely bitter glucosid, *Bryonin*, $C_{45}H_{70}O_{16}$, a strong irritant when applied to the skin or mucous membrane, often producing vesication. It is a remedy of great value in pleurisy, pleuro-pneumonia, and rheumatic fever, and an excellent agent in colds. Dose of the powdered root gr. x-xxx. **B., Infusum** (unof.), has a strength of $\frac{5}{3}$ to the Oj of water. Dose $\frac{5}{8}$ ss-ij. **B., Tinct.**, a 10 per cent. solution of the root in alcohol. Dose $\mathfrak{m}v-\frac{5}{8}$ ss.

Bryonin (*brī-ol'-nin*) [*βρυονία*, bryony]. A precipitate from the tincture of *Bryonia alba*; useful as a hydragogue, and in rheumatism and bronchial affections. Dose gr. ij-1 $\frac{1}{4}$. Unof. See *Bryonia*. Dose as a drastic purgative, gr. $\frac{1}{6}-\frac{1}{3}$.

Bryony (*brī'-o-ne*). See *Bryonia*. **B. Black**. See *Tamus*.

Bryoplastic (*brī-o-plas'-tik*) [*βριολ*, moss; *πλαστω*, to form]. A descriptive term loosely applied to such abnormal growths of tissue as resemble vegetable forms.

Bryoretin (*brī-o-r'-tin*) [*βρυονία*, bryony; *ρήτυν*, resin]. A resin-like substance obtainable from the glucosid bryonin.

Bubaline (*but'-bal-in*) [*bubalinus*, pertaining to the *bubalus*, buffalo]. In biology, resembling or pertaining to the buffalo.

Bubby (*but'-e*) [E. dial.]. 1. A vulgar name for the mamma. 2. A local name for *Calycaethus floridus*.

Bubo (*but'-bo*) [*βουβω*, the groin]. Inflammation and swelling of a lymphatic gland, properly and generally of the groin, and usually following chancreoid, gonorrhoea or syphilitic infection. **B., Parotid**. See *Parotitis*. **B., Primary**, a slight adenitis of the groin due to mechanical irritation, or other cause; formerly supposed to be due to syphilis without a chancre having preceded. **B., Sympathetic**, one caused by irritation, friction, injury, etc., and not arising from an infectious disease.

Bubonadenitis (*bu-bon-ad-en-ī'-tis*) [*βουβω*, the groin; *ἀδην*, a gland; *ιτις*, inflammation]. Inflammation of an inguinal gland.

Bubonalgia (*bu-bon-al'-jē-ah*) [*βουβω*, the groin; *ἀλγος*, pain]. Pain in the inguinal region.

Bubonic (*bu-bon'-ik*) [*βουβω*, the groin]. Relating to a bubo. **B. Plague**. Synonym of the *Plague, q. v.*

Bubonocèle (*bu-bon'-o-sel'*) [*βουβω*, the groin; *κύστις*, tumor]. Inguinal hernia when the gut does not extend beyond the inguinal canal.

Bubononcus (*bu-bon-onz'-kus*) [*βουβω*, the groin; *ὄγκος*, a tumor]. A swelling in the groin.

Bubonopanus (*bu-bon-o-pa'-nus*) [*βουβω*, the groin; *πῶνος*, torch]. An inguinal bubo.

Bubonulus (*bu-bon'-u-lus*) [L., dim. of *bubo*]. Lymphangitis of the dorsum of the penis, often with abscesses; due to chancroidal virus.

Bucca (*buk'-ah*) [L.]. 1. The mouth; the hollow of the cheek, or its inner surface. 2. The vulva.

Buccal (*buk'-al*) [*bucca*, the cheek]. Pertaining to the cheek. **B. Coitus**. See *Irregularity and Name-*

- less Crime.* **B. Glands.** See *Gland.* **B. Teeth,** the teeth behind the canines are so called because they are situated on the inside of the cheeks. In the human subject they are the bicuspids and molars.
- Buccinal** (*buk' in-ah*) [*buccina*, a trumpet]. In biology, trumpet shaped.
- Buccinator** (*us' an' i-ter*) [*buccina*, a trumpet]. The thin, flat muscle of the cheek. See *Muscs.*, *Table of.*
- Bucco** (*buk' o*). Same as *Bucha*.
- Bucco-labial** (*buk' o-l' i-ah*) [*buccina*, the mouth; *labium*, a lip]. Pertaining to the mouth and lip.
- B. Muscle,** the buccinator. See *Muscs.*, *Table of.*
- Bucco-pharyngeal** (*buk' shun-ah' i-ah*) [*buccina*, the mouth; *pharynx*, the pharynx]. Relating to the mouth and to the pharynx.
- Buccula** (*al' on' i-ah*) [*L.*, dim. of *bucca*, the cheek]. The fleshy fold seen beneath the chin, and forming what is called a double chin.
- Buchanan's Operations.** See *Operations*, *Table of.*
- Buchu** (*bu' chu*) [native African]. The leaves of several species of *Barronia*, yielding a volatile oil, to which its properties are probably due, and a bitter extractive, *Barronin*. Dose gr. j-v. It causes a sensation of glowing warmth over the body, stimulates the appetite, and increases the circulation. It is useful in urethritis and affections of the genito-urinary mucous membrane. Dose of the leaves, gr. xv-xxx. **B.**, Ext., fld. Dose \mathfrak{M} - \mathfrak{X} j. **B.**, Infusum (Unof.), \mathfrak{S} to Oj. Dose \mathfrak{S} ss-ij. **B.**, Infusum (B. P.). Dose \mathfrak{S} -iv. **B.**, Tinctura. (B. P.) Dose \mathfrak{S} j-ij.
- Buck's Apparatus.** An apparatus consisting of a weight and pulley for applying extension to a limb.
- B. Fascia,** the superficial perineal fascia. **B. Method.** See *Treatment*, *Methods of.* **B. Operations.** See *Operations*, *Table of.*
- Buckbean** (*buk' ben*) Bog-bean. The rhizome of *Menyanthes trifoliata*, tonic, antiscorbutic, and emmenagogue. It has been recommended as a vermifuge, and has been used in functional amenorrhœa. Dose of fld. ext. \mathfrak{M} v-xxx. Unof.
- Bucket Fever** (*buk' et' fiv' er*). See *Fever*.
- Buckeye Bark** (*buk' i' bark*). The bark of *Æsculus hipocistifera*, astringent and tonic, and serviceable in rectal irritation, prolapsus, and various uterine derangements. Dose of fld. ext. gtt. iij-v. Unof.
- Buckhorn** (*buk' horn*). The horn of a buck. When powdered or calcined, it is used by dentists for polishing enamel, and fillings, and for removing light deposits of tartar. **B. Fern,** a fern, called also royal fern, *Adiantum regale*; it is vaunted as a cure for rickets. Unof.
- Buckle-shell** (*buk' shel*) [New Eng. dialect]. A prominently mouled lobster; also called paper-shell lobster, June lobster, or sand-lobster.
- Bucko** (*buk' o*). Same as *Bucha*.
- Buckthorn** (*buk' thorn*). See *Frangula*. **B.**, California. See *California Sagrada*.
- Buckwheat** (*buk' hite*). Same as *Bucha*.
- Blackwheat** (*bl' k' hite*). The seed or grain of *Elymus amurensis* and of other species of the same genus. It is used to some extent as a substitute for the true cereals. In theory, it takes a high rank as a food, but its use tends to constipation, indigestion and headache, and especially to a peculiar roughness of the surface of the skin. The flowers of the plant afford rich bee-pasture, but the honey is inferior.
- Bucnemia** (*bu' knem-ia*) [*bu*, increase; *crisis*, the act]. A swelling of the leg characterized by tenderness and swelling in the pharynx; also phlegmasia dolens. **B. Tropica.** See *phlegmasia arabum*.
- Bud** (*bud*). [ME., *bud*, a bud]. In biology, the undeveloped germ state of a fruit or flower.
- Budd's Disease.** See *Diseases*, *Table of.*
- Budding** (*bud' ing*) [ME., *budden*]. In biology, a form of reproduction or cell-division, occurring among the polyps and infusoria, in which a bud is given off by the parent and comes to resemble the latter. The bud may remain permanently attached or may form a colony, each member acquiring a differentiation of function, even to the formation of male and female elements. The process is also called *Gemination*, *q. v.*
- Budge's Center.** See *Center*.
- Buffalo Rubin** (*bud' al' o' rut' bin*). See *Pigments*, *Conspectus of.*
- Buffers' Consumption** (*bud' erz' con-sumpt' shun*). The phthisis occurring among metal-polishers.
- Buffy Coat** (*bud' e' kot*). A grayish or buff-colored crust or layer sometimes seen upon a blood-clot, after phlebotomy, and once looked upon as a sign of inflammation. It is caused by the partial subsidence of the red blood-corpuscles.
- Bufo** (*bu' fo*) [*bufo*, the toad]. Phrynin; an alkaloid from the venom of the toad; it is poisonous, and said to resemble digitalin in its effects.
- Bufoform** (*bu' fo' m' i' form*) [*bufo*, a toad; *forma*, shape]. In biology, toad-like.
- Bugbane** (*bug' ban*). See *Cimicifuga*.
- Buggery** (*bug' er-ey*) [OF., *bougere*, an heretic]. Sodomy; bestiality.
- Bugleweed** (*bu' gl' weed*). The herb, *Lycopus virginicus*, narcotic and astringent. Dose of fld. ext. \mathfrak{S} ss-ij. *Lycopin*, concentrated extract. Dose gr. j-iv. Unof.
- Buhach** (*bu' hatch*) [Serbo-croatian for flea-bane; *buha*, a flea]. The plant *Pyrethrum cinerariæfolium*. See *Insect Powder*.
- Buhl's Disease.** See *Diseases*, *Table of.*
- Bulam, or Bulama Boil** (*bu' lam or bu' lam' ah boil*). A boil occurring on the African island of Bulam; probably caused by a burrowing-worm or insect-larva. **B. Fever,** a West-Africa coast fever, said to be identical with yellow fever.
- Bulata** (*bul' at-ah*). See *Balata*.
- Bulb** (*bulb*) [*bul' b*, a bull]. 1. The expansion or dilatation of a canal or vessel. 2. Applied to the medulla and pons. 3. A short underground stem covered with fleshy leaf-bases or fleshy leaves, as the onion and squill. **B. of Aorta,** the dilatation of the aorta near its beginning. **B. of Corpus Cavernosum,** the muscle beneath the bulb of the urethra. **B. of an Eye,** the eyeball. **B. of Fornix.** See *Corpora*. **B. of a Hair,** the swelling at the root of a hair. **B., Olfactory,** one of the two bulbs of the olfactory nerve situated on either side of the longitudinal fissure upon the under surface of each anterior lobe of the cerebrum. **B. of a Tooth,** the papilla that forms the germ of a tooth. **B. of Urethra,** the posterior expanded part of the *corpus spongiosum penis*. **B. of the Vagina,** a small body of erectile tissue on each side of the vestibule of the vagina, homologous to the bulb of the urethra of the male. **B. of Vena Jugularis,** the dilatation at the beginning of the external jugular vein.
- Bulbar** (*bul' bar*) [*bul' b*, a bull]. Bulbous. Pertaining to the medulla. **B. Disease, or Paralysis,** a term applied to the progressive and symmetrical paralysis of the facial muscles about the mouth, including those of the tongue, pharynx, and sometimes those of the larynx. This paralysis is due to a disease of the motor nuclei in the medulla oblongata; an *acute* and a *chronic* form are met with. The acute form is due to hemorrhage or softening; the chronic to degeneration. The chronic form is insidious in its approach, the tongue often being the first organ involved; the

course is slow but progressive, and death usually results in from one to four years. Bulbar paralysis usually occurs after forty years of age. Syphilis is not a predisposing cause. The disease is also called *Labio-glossolaryngeal Paralysis*. There is also a *pseudo-bulbar paralysis*, due to symmetrical lesions of the motor cerebral cortex.

Bulbi vestibuli (*bul'-bi ves-tib'-u-li*) [L.]. A name sometimes given to the glands of Bartholin.

Bulbil, or **Bulblet** (*bul'-bil, bulbl'-let*) [*βούβος*, a bull]. Small bulbs of fleshy buds frequently occurring on above-ground parts of plants, as the bulblets of some onions and of the tiger-lily.

Bulbillæ (*bul-bil'-e*) [*bulbillus*, dim. of *bulbus*, a bulb]. In biology, gemmæ of hydroid zoöphytes that become detached at an early stage, and are then capable of independent development.

Bulbo-cavernosus (*bul-bo-kav-ern-o'-sus*) [*βούβος*, a bull; *caverna*, a cavern]. A perineal muscle in the male subject, corresponding to the sphincter vaginae of the female. See *Muscles, Table of*.

Bulbo-urethral (*bul-bo-u-reth'-ral*) [*βούβος*, a bull; *οπίθρα*, the urethra]. Relating to the bulb of the urethra.

Bulbus (*bul'-bus*) [L.]. A bulb. **B. arteriosus**; in a certain stage in the development of the heart, the upper aortic enlargement is so called. **B. rhachidichus**, the medulla oblongata.

Bulesis (*bu-le'-sis*) [*βούλησις*, the will]. The will, or an act of the will.

Bulimia (*bu-lim'-e-ah*) [*βούλι*, increase; *ἡμῶς*, hunger]. Excessive, morbid hunger; it sometimes occurs in idiots and insane persons, and it is also a symptom of diabetes mellitus.

Bulimic (*bu-lim'-ik*) [*βούλι*, increase; *ἡμῶς*, hunger]. Pertaining to or affected with bulimia.

Bulithos (*bu'-lith-os*) [*βούτις*, ox; *λίθος*, stone]. A bezoar from the ox or the cow.

Bulla (*bul'-ah*) [*bulla*, a bubble; *pl.*, *Bullæ*]. A bleb or "blister," consisting of a portion of the epidermis detached from the skin by the infiltration of watery fluid. The bulla differs from the vesicle mainly in size. **B. ethmoidalis**, a rounded projection into the middle meatus of the nose, due to an enlarged ethmoid cell. **B., Hemorrhagic**. See *Purpura*.

B. ossea, the inflated or dilated part of the bony external meatus of the ear.

Bullate (*bül'-ät*) [*bulia*, a bubble]. Inflated; fornicated and with thin walls; blistered; marked by bullæ.

Bull-dog Forceps (*bül'-dog for'-seps*). See *Forceps*.

Bullet Extractor (*bül'-eteks-trak'-tor*). See *Forceps*.

Bullous (*bül'-us*) [*bulia*, a blister]. Marked by bulke; of the nature of a bulla.

Bully's Toilet Vinegar. A cosmetic consisting of tincture of benzoin, 1.0; acetic acid, 4.0; Cologne water, 100.0.

Bully Tree (*bül'-e-tre*). See *Balata*.

Bulopeithia (*bu-lo-pi'-the-ah*) [*βούπιη*, will; *πειθεω*, to persuade]. An exaggerated hopefulness or morbid expectation of that which is desired.

Bumastos (*bu-mas'-tos*) [*βούτις*, large (ox); *μαστός*, breast]. A very large or hypertrophied mamma.

Bumble Foot (*bum'-bl foot*). A disease of poultry, appearing as a wart-like substance growing in the ball of the foot. It is caused by high perches or by constant walking on cement or stone.

Bump (*bump*) [origin uncertain]. Any one of those eminences of the external surface of the skull that are conceived by phrenologists to mark the localities of the various "organs" of the brain.

Bumstead's Operations. See *Operations, Table of*.

Bundle (*bun'-dl*) [ME., *bundel*]. In biology, a fascicular grouping of elementary tissues, as nerve-fibers or muscle-fibers. **B. of Vicq d'Azyr**, a thick bundle of nerve-fibers arising in the more caudad of the two median nuclei of the corpus candicans of the brain, and extending to the anterior tubercle of the thalamus. It was formerly called the *funis descendens*. **B.-sheath**, "In many plants a ring of cells, often with strongly-thickened and lignified walls, developed only on the outside of the bast, or around the entire bundle, or around the whole mass of fibro-vascular bundles." (Thoma.)

Bunion (*bun'-yun*) [origin uncertain]. A swelling of a bursa of the foot, especially of the great toe.

Bunodont (*bu'-no-dont*) [*βουνός*, a hill, mound; *ὄδον*, tooth]. Pertaining to tuberculate molar teeth.

Bunsen Burner. See *Burner*. **B. Cell**. See *Cell*. **Bunt** (*bunt*). See *Smut*.

Buphthalmia (*büf'-thal'-me-ah*), or **Buphthalmos** (*büf'-thal'-mos*) [*βούτις*, ox; *ὄφθαλμός*, eye]. See *Keratoglobus*.

Bupleurum (*bu-plu'-rum*) [L.]. A genus of umbelliferous herbs. Several old-world species were formerly employed in medicine, especially *B. rotundifolium*, of which the leaves and fruit are considered vulnerary and discutient. Unof.

Bur, or **Burr** [ME., *burre*, a bur]. 1. In botany, a rough, prickly shell or case. 2. The lobe of the ear.

3. In dentistry, an instrument for polishing the teeth. **B. Drills**, dental instruments of spherical, cone-shape, cylindrical, and wheel-forms, for opening and forming cavities. Flexible burs and drills having spring-tempered stems are used for opening and preparing nerve canals. **B. Thimble**, in dentistry, an open ring for the middle or index finger, with a socket attached, in which rests the end of the handle of the drill used in excavating a cavity in a tooth, preparatory to filling it.

Burckhardt's Operation. See *Operations, Table of*.

Burcquism (*boork'-izm*). See *Metallotherapy*.

Burdach, Column of. See *Funiculus curvatus* and *Column*.

B., Cords of, the cords formed in the dorsal zone of the human spinal cord by the meeting of the oval bundles of Niss below the cords of Goll. **B.'s Fissures**. See *Fissures, Table of*.

Burdock (*ber'-dok*). See *Lappa*.

Burdwan Fever (*burd'-wan fe'-ver*). See *Fever*.

Buret, or **Burette** (*bu-ret'*) [Fr.]. A graduated tube designed for measuring small quantities of a reagent. It is usually held vertically in a stand and provided with a stopcock.

Burggrave's Apparatus. Same as *Scutin's Apparatus*, with the addition of a layer of wool around the limb.

Burgundy Pitch. See *Pix*.

Burking [*Burke*, a noted criminal]. Suffocation produced by a combination of pressure on the chest with closure of the mouth and nostrils. This was the method employed by Burke.

Burmah Boil. A form of endemic ulcer common in Burmah.

Burmese (*bur-méz'*) [native]. Pertaining to *Burmah*, a province of Farther India. **B. Lacquer**. See *Lacquer*. **B. Ringworm**, Fox's name for a severe and troublesome form of *Tinea circinata*.

Burn [ME., *burnen*, to burn]. 1. To become inflamed.

2. To be charred or scorched. 3. To have the sensation of heat. 4. An injury caused by fire or dry heat.

5. A disease in vegetables. 6. In chemistry, to oxygenize. 7. In surgery, to cauterize.

Burner [ME., *burnen*, to burn]. A common name for a lamp or heating apparatus used in laboratories

for chemi- and pharmacœutic purposes. **B., Argand**, uses gas or oil, and contains an inner tube for supplying the flame with air. **B., Bunsen**, a form in which the gas is mixed with a sufficient quantity of air to produce complete oxidation before ignition.

Burnett's Sir W.'s Disinfecting Fluid. A strong solution of zinc chloride (gr. xxx to $\frac{5}{2}$ of water) with a little non-chloride. This is added to one quart of water for use. It is serviceable as an antiseptic and deodorizer, and as a preserver of dead bodies.

Burning [*on a*, [M], *on a* to burn]. Consuming with heat or fire. **B. of the Feet**, a neurotic affection of the soles of the feet, common in India.

B. Oil, kerosene. The different burning oils are graded according to the two standards of color and fire test. The colors range from pale yellow (standard white) to straw (prime white) and colorless (water white). The fire tests to which the commercial oils are mostly brought are 110° F., 120° F., and 150° F.; that of 110° going mainly to the continent of Europe, and to China and Japan, and that of 120° to England. An oil of 150° F. fire test, and water-white in color, is known in the trade as "headlight". An oil of 300° F., fire test, and specific gravity .824 is known as "mineral sperm," or "mineral kerosene." "Paraffin" is a product of Russian petroleum, somewhat similar to mineral sperm oil. It has a specific gravity of .805, and a fire test of 265° F. **B. Point**, in testing petroleum oils, the temperature at which a spark or lighted jet will ignite the oil and itself, which then continues to burn. This point is usually 0° to 20° C. higher than the flash-point, but there is no fixed relation between the two.

Burnisher [ME., *burnishen*, to polish]. An instrument used in polishing different kinds of metals, and in the laboratory of the dentist, for finishing pieces of dental mechanism.

Burns, Ligament of. The falciform process of the tarsi tibia.

Burns's Amaurosis. See *Amblyopia, Post-Marital; also Amaurosis*.

Burnt [ME., *brunen*, to burn]. Scorched; injured by dry heat. Consumed by fire. **B. Alum**. See *Alumen calcinum*. **B. Sponge**. See *Spongia usta*. **B. Ocher**. Same as *Ocher*.

Burow's Ioni Operations. See *Operations, Table of*.

B. Veins, small veins joining the portal and general circulations.

Burra Cookeroo (*bur'-ah cook'-er-oo*) [E. Ind.]. The strong cupels of *Tribala lamuginosa*, a plant of the gramineæ order growing extensively throughout the East, and largely used as a diuretic and aphrodisiac. It has been employed for the relief of nocturnal emissions of urine. Dose of the fluid extract mxx-1; of the tincture $\frac{5}{2}$ ss-1; of the syrup (for children) $\frac{5}{2}$ ss-1.

Burras Pipe (*bur'-ah pipi*) [*burra*, coarse-hair; ME., *burra*, a pipe-stem].

Burring [*on a*, [ME., *burra*, a harshness in the throat]]. Pertaining; in stammering, the mispronunciation of the letter *r*. **B. Engine**, a dental appliance for cutting out burrs, etc., in forming cavities, etc. See *Dental Surgery*.

Burrow [*on a*, [M], *burro*, a hole]. 1. To make a hole in the earth, as in the skin; said of the itching insect. 2. To go a way through, as pus through tissue.

Burrowing [*on a*, [ME., *burro*, a hole]]. The term given to the passage of pus through the tissues, after the failure of all other means that has not burst or become purulent in its progress.

Bursa (*bur'-sah*, [M], *burra*, a purse; *Bur'*). A small sac into which the joints put that move upon one

another. **B. anserina**, a pouch situated between the long internal lateral ligament and the lower internal ham-string tendons. **B. colera**, the gall-bladder. **B. cordis**, the pericardium. **B. fabricii**, "A glandular organ existing in both sexes and all species of birds; most developed in young birds, more or less atrophied in adults; it opens on the dorsal wall of the cloaca, into the lowest chamber of that organ." (Forbes.) **B. mucosæ**, a bursa situated in subcutaneous areolar tissue. **B., Plantar**, a bursa situated over the instep, either above or below a tendon. **B., Popliteal**, a bursa situated in the popliteal space between the tendon of the semimembranosus and the tendon of the inner head of the gastrocnemius, where they rub against each other. **B., Prepatellar**, a bursa situated over the patella and over the upper part of the patellar ligament. **B., Synovial**, found between tendons and bony surfaces. **B. vaginalis**, the synovial sheath.

Bursal (*bur'-sal*) [*bursa*, a purse]. Pertaining to a bursa, sac, or follicle.

Bursalogy (*bur'-sal'-o-je*) [*bursa*, a purse; *λόγος*, science]. The science or study of the bursæ; the anatomy, physiology, and pathology of the bursæ.

Bursera (*bur'-ser-ah*) [*Burser*, a German botanist]. A genus of tropical trees, several species of which afford resinous gums. *B. acuminata* affords caranna; *B. tomentosa* furnishes tacamahac.

Burseraceous (*bur'-ser-ah'-se-us*) [*Burser*, a German botanist]. Pertaining to or resembling the genus *Bursera*.

Bursiculate (*bur'-sik'-u-lat*) [*bursicula*; dim. of *bursa*, a purse]. In biology, pouch or purse-like, or possessing a bursa.

Bursiform (*bur'-sif-orm*) [*bursa*, a purse; *forma*, form]. Resembling a bursa.

Bursitis (*bur'-sit-is*) [*bursa*, a purse; *ιτις*, inflammation]. Inflammation of a bursa. **B., Tornwaldt's**, catarrhal inflammation of the anterior portion of the median recess of the naso-pharynx.

Bursula (*bur'-su-lah*) [dim. of *bursa*, a purse]. A small bursa; a sac; the scrotum.

Burton's Sign. See *Signs and Symptoms, Table of*.

Busch's Operations. See *Operations, Table of*. **B.'s Version**, in obstetrics, direct version, the head being grasped by one hand; while the other hand pushes the breech of the child upward, the head is pulled down into the cervix.

Bushmaster (*bush'-mast-er*). See *Lachesis*.

Busk, Diameter of. In craniometry, the auriculo-bregmatic diameter. **B., Horizontal Plane of**. See *Plane*.

Butalanin (*bu-tal'-an-in*) [*butyl*; *alanin*], C₅H₉(NH₂)O₂, α -amidoisovaleric acid; it consists of shining prisms that sublime without fusing. It is found in the pancreas of the ox.

Butcher's Operations. See *Operations, Table of*.

Butea (*bu'-t-ah*) [John, Earl of Bute (1713-92)]. A genus of leguminous tropical trees and shrubs. *B. frondosa* and *B. superba* afford Bengal Kino (see *Kino*); also called Butea Gum. **B. Gum**. See *Kino*.

Butter (*but'-er*) [*butyrum*, butter]. The fatty part of the milk obtained by rupturing the cells of the fat-globules by "churning" or mechanical agitation. Also, various vegetable fats having the consistency of butter, as **B. of Cacao**. See *Theobroma*. Also applied to certain chemical products having the appearance or consistence of butter, as **B. of Antimony**, antimonious chlorid; **B. of Tin**, stannic chlorid; **B. of Zinc**, zinc chlorid. See, also, *Acid, Butyric*. **B.-and-Eggs**. See *Antirrhinum linaria*.

- B.-fat.** 1. The oily portion of the milk of mammalia. 2. The fatty portion of butter, made up of the glycerids of oleic, palmitic, and stearic acids (the so-called insoluble acids), and the glycerids of butyric, caproic, caprylic, and capric acids (the so-called soluble acids). The average proportion of the insoluble acids present in butter-fat is 88 per cent., and the average proportion of the soluble acids from five to six per cent. This gives a very important means of distinguishing between a natural butter and oleomargarin. The pure fat has a sp. gr. of from .910 to .914, and its melting-point varies from 85° to 92° F.
- B.-fly,** a winged plectet or tampon of cotton for vaginal application. **B.-fly Lupus.** Synonym of *Lupus erythematosus*. **B. Kidney.** See *Amyloid Kidney*. **B.-nut.** See *Juglans*.
- Butterin** (*but'-er-ën*) [*butyrum*, butter]. An artificial substitute for butter, made principally of beef-fat. See *Oleomargarin*.
- Buttocks** (*but'-uks*) [ME., *buttok*]. The nates. The fleshy part of the body posterior to the hip-joints, formed by the masses of the glutei muscles.
- Button** (*but'-un*) [ME., *boton*]. See *Furunculus orientalis*. **B., Amboyna.** See *Frambesia*. **B., Belly,** the navel. **B., Biskra,** the *Aleppo Ulcer*. **B., Cor-rigan's,** a steel button-shaped cautery-iron, introduced by Sir J. C. Corrigan (1802-80). **B.-bush,** the bark of *Cephalanthus occidentalis*, a tonic, febrifuge, and diuretic. Dose of fld. ext. ʒ ss-j. Unof. **B.-hole,** **Mitral.** See *Funnel, Mitral*. **B.-hole Operation.** See *Boutonnière Operation* and *Operations, Table of*. **B.-lac.** See *Lac*. **B.-maker's Chorea.** See *Chorea*. **B.-scurvy,** a disease of privation, apparently similar to sибbens or to yaws. **B.-snakeroot,** the root of *Liatris spicata*, and of *Eryngium yuccifolium*; a stimulant, tonic, diuretic, and emmenagogue. Dose of fld. ext. ʒ ss-j. Unof.
- Butyl** (*but'-til*) [*butyrum*, butter], C₄H₉. A hydrocarbon alcohol radical, that cannot be isolated, and that occurs only in combination with other radicals. **B. Chloral.** See *Chloral butylicum*. **B.-chloral Hydrate.** See *Chloral butylicum*.
- Butylamin** (*bu-til'-am-in*) [*butyrum*, butter; *amin*]. Any primary amin of butyl. The butylamin of cod-liver oil is said to be one of its medicinal constituents.
- Butylene** (*but'-til-en*) [*butyrum*, butter], C₄H₆. A hydrocarbon belonging to the olefin series. It exists in three isomeric forms, all of which are gases at ordinary temperatures.
- Butyric Acid** (*bu-tir'-ik*). See *Acid, Butyric*.
- Butyryn** (*but'-tir-in*) [*butyrum*, butter], C₃H₅(C₄H₇O₂)₃. A constant constituent of butter, together with olein, stearin, and other glycerids. It is a neutral yellowish liquid fat, having a sharp, bitter taste.
- Butyrene** (*but'-tir-en*) [*butyrum*, butter], C₄H₁₀O. Dipropyl ketone. The principal product of the distillation of calcium butyrate. It boils at 144° and at 20° has a sp. gr. of .82.
- Buxin** (*buks'-in*) [*buxus*, the box-tree]. **Bibirin**; **be-beerin**; **pelosin**; the alkaloid of *Nectandra*. It is a white, amorphous powder with a persistent bitter taste; very insoluble in water, but easily soluble in alcohol and chloroform. Dose of it or its salts, from grains three to six in pill-form. It is used as a febrifuge. Unof.
- Buxton's Apparatus.** See *Anesthetic*.
- Buxus** (*buks'-us*) [L., the box-tree]. A genus of trees affording boxwood. **B. sempervirens**, the common box or box-tree of Europe and Asia. Its leaves, wood, and oil have been employed in medicine. Unof.
- Buzzi's Operation.** See *Operations, Table of*.
- Byrd's Method.** See *Artificial Respiration*. **B. Operation.** See *Operations, Table of*.
- Byrne's Method.** See *Treatment, Methods of*.
- Byrsa** (*bur'-sah*). Same as *Bursa*.
- Bysma** (*biz'-mah*) [*βίσμα*, a stopper; plug; *pl.*, *Bysmata*]. A plug or tampon.
- Byssaceous** (*bis-a'-she-us*) [*βίσσος*, a variety of flax]. In biology, composed of fine flax-like threads.
- Byssinosis** (*bis-in-o'-sis*) [*βίσσος*, cotton, flax; *νόσος*, disease]. A diseased condition of the lungs due to the inhalation of cotton-dust in factories.
- Byssocausis** (*bis-o-kaw'-sis*) [*βίσσος*, cotton; *καίσις*, a burning]. Cauterization by the moxa; moxibustion.
- Byssogenous** (*bis-o'-en-us*) [*βίσσος*, cotton; *γενής*, producing]. In biology, producing a byssus.
- Byssus** (*bis'-us*) [*βίσσος*, cotton, flax]. 1. Charpie, lint, or cotton. 2. The hairy growth of the pubic region. 3. In biology, a bunch of silky filaments secreted by the foot, in several molluscs. A name formerly given to the mycelium of large fungi. **B. Gland.** See *Gland*.
- Byssys** (*bis'-is*) [*βίσσος*, flax]. Same as *Byssus*. **B. Gland.** See *Gland*.
- Bythus** (*bit'-us*) [*βυθός*, the depth]. The lower or vesical portion of the abdomen.

C

- C.** The chemie symbol of *Carb. n.* Abbreviation of *contingit*.
- c.c.** Abbreviation of *centum guttulae*.
- cm.** Abbreviation of *centum*.
- C. M.** Abbreviation of *per mane*, to-morrow morning.
- C. N.** Abbreviation of *per noctem*, to-morrow night.
- Caballine Aloes** (*caballina*). See *Aloes*.
- Cabbage** (*crucifera*). See *Brassica*. **C. Rose**. See *Kale*.
- C.**, **Skunk**, a ferid plant of N. America. *Symphoricarpos racemosa*. Its tincture and fluid extract are prescribed as anti-spasmodic and antasthmatic. Unof. **C. Tree**. See *Anaba*.
- Cabinet** (*closet*) [Fr., a closet]. A closed compartment. **C.**, **Pneumatic**. See *Pneumatic*.
- Cacemia** (*kak-eh-mee-ah* or *kak-eh-mee-ah*). See *Cacemia*.
- Cacemic** (*kak-eh-mee-ah*). See *Cacemic*.
- Cacain** (*kak-eh-mee-ah*) [Nahuatl, *cacahuatl*, cacao]. Theobromin, *q. v.*
- Cacalia** (*kak-eh-mee-ah*) [*kakalia*, a plant, colt's-foot (?)]. A genus of composite flowered herbs, many species of which have been used in medicine. **C. suaveolens**, is the sweet centaury of N. America. Unof.
- Cacanthrax** (*kak-an-thrax*) [*kakos*, bad; *ἀντραξ*, a coal]. Contagious anthrax. See *Anthrax*.
- Cacao** (*kak-eh-mee-ah*). See *Theobroma*. **C. Butter**, oleum theobromicum is obtained from seeds or nibs of *Theobroma cacao*. It is a pure white fat, with a pleasant odor and taste; it fuses at 86° F. (30° C.); its specific gravity is .945 to .952. It is used in cosmetics, and for pharmaceutical preparations. See also *Theobroma*.
- Cacaphthæ** (*kak-af-thæ*) [*kakos*, bad; *ἀφθῆ*, an eruption]. Malignant or cachectic aphthæ. See *Aphthæ*.
- Cacation** (*kak-ah-shun*) [*caatio*, a going to stool]. Defecation; alvine discharge.
- Cacatory** (*kak-ah-see*) [*caatio*, a going to stool]. Attended with diarrhea; as a cacatory fever.
- Caccagogue** (*kak-ah-goo*) [*kakos*, dung; *ἀγώγιος*, leading]. 1. Aperient; laxative. 2. An aperient, especially an ointment or suppository that induces gentle purgation. [Archaic.]
- Cacemia** (*kak-eh-mee-ah*, or *kak-eh-mee-ah*) [*kakos*, bad; *αἷμα*, blood]. An ill-condition of the blood; depravity of the blood.
- Cacemic** (*kak-eh-mee-ah*) [*kakos*, bad; *αἷμα*, blood]. Associated with or suffering from cacemia.
- Cacesthesia** (*kak-eh-mee-ah*) [*kakos*, bad; *αἰσθησις*, sensation]. Morbid sensation.
- Cachæmia** (*kak-eh-mee-ah*). See *Cacemia*.
- Cachectic** (*kak-eh-mee-ah*) [*kakos*, bad; *ἔξω*, a habit]. Ill-conditioned; marked by cachexia. **C. Aphthæ**. See *Aphthæ*.
- Cachelcoma** (*kak-eh-mee-ah*) [*kakos*, ill; *ἑκάστα*, ulcer; *κόμη*, hair]. A malignant or foul ulcer.
- Cachemia** (*kak-eh-mee-ah*). See *Cachemia*.
- Cachet** (*kak-eh-mee-ah*) [Fr.]. A pharmaceutical preparation consisting of two concave pieces of wafer, varying in size from 2 to 12 inches in diameter, round or oblong in shape, one of which the powder to be administered is placed, and the other, having previously been moistened, is then laid over the powder and the two margins are pressed together, when they adhere and come together, leaving the powder. **C. de Pain**. Same as *de Pain*.
- Cachexia** (*kak-eh-mee-ah*) [*kakos*, bad; *ἔξω*, a habit]. A term used to designate any morbid tendency, dyscrasia, depraved condition of general nutrition, or impoverishment of the blood, etc. It is applied particularly to scrofulous, syphilitic, or carcinomatous patients. It is characterized by emaciation and a peculiar sallow or muddy complexion. **C. africana**, dirt-eating; geophagy. A disease supposed to be identical with miners' anemia. **C. aquosa**, a dropsical and anemic state. **C. icterica**, jaundice. **C.**, **Lymphatic**. Synonym of *Hodgkin's Disease*. **C.**, **Negro**. Same as *C. africana*. **C.**, **Pachydermic**. See *Myxedema*. **C. strumipriva**, the condition allied to if not identical with myxedema, following the extirpation or arrest of function of the thyroid gland. It is a cretinoid state, characterized in monkeys by hebeteude, malnutrition, muscular tremor, puffy edema, leukocytosis, and the presence of mucin in the blood and connective tissue. **C. thyreopriva**. See *Myxedema*. **C. virginum**. See *Chlorosis*.
- Cachexy** (*kak-eh-mee-ah*). See *Cachexia*.
- Cachibou** (*kak-eh-mee-ah*). See *Chibou*.
- Cachinnation** (*kak-in-ah-shun*) [*cachinnare*, to laugh loudly]. Immoderate laughter, as in the insane.
- Cachou** (*kak-eh-mee-ah*) [Fr. for "catechu"]. An aromatic pill or tablet for concealing the odor of the breath.
- Cachunde** (*kak-chun-de*) [Sp.]. An oriental electuary used as a breath-perfume, and also as a stomachic and carminative. Unof.
- Cacocholia** (*kak-oh-kol-eh-ah*) [*kakos*, ill; *χολή*, bile]. A morbid condition of the bile.
- Cacochroia** (*kak-oh-kro-eh-ah*) or **Cacochroæa** (*kak-oh-kro-eh-ah*) [*kakos*, bad; *χρῶμα*, color]. A bad complexion; unnatural color of the skin.
- Cachochoylia** (*kak-oh-kill-eh-ah*) [*kakos*, bad; *χυλός*, juice]. Imperfect or disordered digestion.
- Cacochymia** (*kak-oh-kill-eh-ah*) [*kakos*, bad; *χυμός*, juice]. A morbid state of the fluids, humors, blood, or secretions; faulty stomachic digestion.
- Cacochymic** (*kak-oh-kill-eh-ah*) [*kakos*, bad; *χυμός*, juice]. Affected with cacochymia; dyspeptic.
- Cacocnemica** (*kak-oh-kill-eh-ah*) [*kakos*, ill; *κνήμη*, leg]. Thinness or ill-condition of the leg or shin.
- Cacocolpia** (*kak-oh-kol-eh-ah*) [*kakos*, ill; *κόλπος*, vagina]. A diseased state of the vagina.
- Cacodemon** (*kak-oh-de-mon*) [*kakos*, ill; *δαίμων*, spirit]. An old name for a supposed besetting evil spirit; also, the nightmare.
- Cacodemonia** (*kak-oh-de-mo-eh-ah*) [*κακοδαίμονία*, possession by an evil spirit]. Supposed possession or obsession by an evil spirit.
- Cacodemonomania** (*kak-oh-de-mo-no-ma-eh-ah*) [*κακοδαίμονία*, possession by an evil spirit; *μανία*, madness]. A delusional belief, on the part of a patient, that he is possessed of a devil.
- Cacodontia** (*kak-oh-don-eh-ah*) [*kakos*, bad; *ὀδός*, tooth]. A bad condition of the teeth.
- Cacodyl** (*kak-oh-dyl*) [*kakos*, bad; *ὄζειν*, to smell; *ἰσχυρῶς*, matter], As(CH₃)₂. Kakodyl; dimethylarsin: a radical containing arsenic, hydrogen, and carbon. It is a colorless, heavy liquid, with an extremely offensive odor, and poisonous vapor; it is inflammable when exposed to air. Its protoxid is called alkarsin, *q. v.*
- Cacoesthesis** (*kak-oh-eh-see-see*). See *Cacesthesia*.
- Cacoëthis** (*kak-oh-eh-see*) [*kakos*, bad; *ἔθος*, a habit]. Any bad habit, disposition, or disorder.
- Cacogalactia** (*kak-oh-gal-ak-eh-ah*) [*kakos*, bad; *γάλα*, milk]. A bad or abnormal condition of the milk.
- Cacogastric** (*kak-oh-gas-trik*) [*kakos*, bad; *γαστήρ*, the stomach]. Dyspeptic.
- Cacogenesis** (*kak-oh-jen-eh-see*) [*kakos*, bad; *γένεσις*, formation]. Any morbid, monstrous, or pathologic growth or product.

Cacoglossia (*kak-o-glos'-e-ah*) [*κακός*, evil; *γλῶσσα*, the tongue]. Gangrene of the tongue.

Cacolet (*kak'-o-la*) [Fr.]. A mule-chair or horse-pannier for the transportation of the wounded.

Cacomorpha (*kak-o-mor'-fe-ah*) [*κακός*, bad; *μορφή*, form]. Malformation; deformity.

Cachonychia (*kak-o-nik'-e-ah*) [*κακός*, bad; *ὄνυξ*, nail]. Disease or defect of a nail or of the nails.

Caconym (*kak'-o-nim*) [*κακός*, bad; *ὄνομα*, a name]. An undesirable or objectionable name, e. g., in biologic nomenclature or terminology.

Cacopathy, or **Cacopathia** (*kak-op'-a-the* or *kak-o-path'-e-ah*) [*κακός*, bad; *πάθος*, illness]. Any severe, malignant, or untoward condition or disease.

Cacophonia (*kak-o-fo'-ne-ah*) [*κακός*, bad; *φωνή*, voice]. An altered, depraved, or abnormal voice.

Cacophonous (*kak-o-fo-ni'-ik*) [*κακός*, bad; *φωνή*, voice]. Affected with cacophonia.

Cacoplastic (*kak-o-plas'-tik*) [*κακός*, bad; *πλαστός*, formed]. 1. Characterized by or adapted to a low degree or kind of organization. 2. Relating to, causing, or attended with defective formation; liable to be changed into an abnormal tissue.

Cacopragia (*kak-o-pra'-je-ah*) [*κακός*, bad; *πράσσειν*, to do]. Functional derangement, as of nutritive processes, or of organs.

Cacoproctia (*kak-o-prok'-te-ah*) [*κῆκη*, gangrene; *πρωκτός*, anus]. A gangrenous state of the rectum.

Cacorrhachis (*ka-kor'-rak-is*) [*κακός*, ill; *ράχις*, spine]. A diseased state of the vertebral column.

Cacorrhinia (*kak-or-in'-e-ah*) [*κακός*, ill; *ῥίς*, nose]. Any diseased condition of the nose.

Cacosmia, or **Kakosmia** (*kak-oz'-me-ah*) [*κακός*, foul; *ὄσμη*, smell]. A repugnant or disgusting smell. C., **Subjective**, a disturbance of the olfactory nerve or center, from hysteria or from other disease, giving rise to the perception of an offensive smell.

Cacosomium (*kak-o-sol'-me-um*) [*κακός*, bad; *σῶμα*, body]. A hospital for leprosy and other incurable diseases.

Cacospermia (*kak-o-sper'-me-ah*) [*κακός*, ill; *σπέρμα*, seed]. Any diseased state of the semen.

Cacosphyxia (*kak-o-sfik'-e-ah*) [*κακός*, ill; *σφίξις*, pulse]. A disordered state of the pulse.

Cacostomia (*kak-o-sto'-me-ah*) [*κακός*, ill; *στόμα*, mouth]. Any diseased or gangrenous state of the mouth.

Cacothanasia (*kak-o-than'-ze-ah*) [*κακός*, bad; *θάνατος*, death]. A painful death.

Cacothelin (*kak-oth'-el-in*) $C_{12}H_{21}NO_{20}$. An alkaloid produced from brucin by the action of HNO_3 .

Cacothymia (*kak-o-thim'-e-ah*) [*κακός*, bad; *θυμός*, mind]. A disordered state of the mind or disposition; mental disorder with moral depravity; insane malignity of temper.

Cacotrophia (*kak-o-tro'-fe-ah*). Same as *Cacotrophy*.

Cacotrophy (*kak-ot'-ro-fe*) [*κακός*, bad; *τρέφειν*, to nourish]. Disordered or defective nutrition.

Cacozyme (*kak'-o-zim*) [*κακός*, bad; *ζύμη*, a ferment]. A disorganizing, putrefactive, fermentative, or pathogenic microorganism.

Cactina (*kak-ti'-nah*) [*κάκτος*, a prickly plant]. A proprietary preparation said to be a proximate principle derived from night-blooming cereus (*Cereus grandiflora* and *C. mexicana*). It is a cardiac stimulant recommended as a substitute for digitalis. Unof.

Cactus (*kak'-tus*) [*κάκτος*, a prickly plant]. A genus of plants. C. **grandiflorus**. See *Night-blooming Cereus*. C. **Nipple**. See *Mammillaria*.

Cacumen (*kak-u'-men*) [L.: *pl., Cacumina*]. 1. The top, as of a plant. 2. The culmen of the vermis superior of the cerebellum.

Cadaver (*kad-av'-er*) [*cadere*, to fall]. The dead body, especially that of man. A corpse. C. **Tubercle**, anatomic wart. A peculiar circumscribed hyperplasia of the papillary structures of the skin occurring chiefly on the dorsal surface of the hands and fingers of persons who are in the habit of handling dead and decomposing bodies.

Cadaveric (*kad-av-er'-ik*) [*cadere*, to fall]. Pertaining to the cadaver or dead body. C. **Alkaloids**, *Ptomaines*, *g. v.* C. **Ecchymoses**, certain post-mortem stains, closely resembling in their general appearance the effects of bruises or contusions. They occur, both externally and internally, on the lowest and most dependent parts of the body. They are also called hypostases, sugillations, and vilices. C. **Spasm**, the early, at times instantaneous, appearance of rigor mortis, seen after death from certain causes. It is also called *instantaneous rigor* and *tetanic rigidity*.

Cadaverin (*kad-av'-er-in*) [*cadere*, to fall], $C_4H_4N_2$. A ptomaine, isomeric with neuridin, and, like it, occurring very frequently in decomposing animal tissues. It is obtained from human hearts, lungs, livers, etc., after three days' decomposition at ordinary temperature,—also from horseflesh, from putrid mussel, from herring and haddock. It is a constant product of the growth of the comma-bacillus, irrespective of the medium. It does not occur in culture-media from which bacteria are absent. It is a thick, water-clear, syrupy liquid, having an exceedingly unpleasant odor, somewhat resembling that of conin and semen. It is certainly identical with so-called "animal conin." Putrescin and cadaverin were both formerly believed to be physiologically indifferent; but recent investigations show both bases capable of producing active inflammation and necrosis. The necrosis of the intestinal epithelium in Asiatic cholera seems due to their presence. They also have the power, even in small quantities, of preventing blood from coagulating, and rendering it "laky." Cadaverin is believed by Grawitz to hinder the growth of bacteria. Cadaverin hydrochlorid, on dry distillation, decomposes into ammonium chloride, NH_2HCl , and piperidin, $C_3H_{11}N$. Whether or not this change, whereby the non-poisonous cadaverin becomes a toxic base, can take place under the influence of bacteria during putrefaction, is not known.

Cadaverization (*kad-av-er-iz-a'-shun*) [*cadere*, to fall]. The passage of a living body to the state of a cadaver. Applied to the algid and cyanotic stage of cholera.

Cadaverous (*kad-av'-er-us*) [*cadere*, to fall]. Resembling a cadaver; ghastly; of a deathly pallor.

Cade (*kad*) [a Languedoc name]. See *Juniperus*. C., **Oil of** (*oleum cadinum*), a tarry oil from the wood of *Juniperus oxycedrus*; it is used in the treatment of skin-diseases.

Cadet's Fuming Liquid. See *Alkarsin*. C.'s **Test**. See *Tests*, *Table of*.

Cadiva Insania (*kad-i'-zah in-sa'-ne-ah*) [L.]. Falling insanity; an old name for epilepsy.

Cadlock (*kad'-lok*). Wild mustard, *Brassica sinapistrum*. See *Brassica*.

Cadmium (*kad'-me-um*) [*καδμία*, calamin]. $Cd = 112$; zinctivalence II. A bluish-white metal resembling zinc in its general properties. Only the sulphate and iodid are used in medicine. In its physiologic action it is escharotic and astringent, producing in large doses emesis and violent gastritis. See *Elements*, *Table of*. C. **iodidum**, CdI_2 , used as an ointment, I to 8 of lard. C. **sulphas**, $CdSO_4 \cdot 4H_2O$, a valuable astringent in gonorrhoea and in corneal opacities; used in a lotion in strength of gr. $\frac{1}{2}$ or 4 to ξ] of

- water, or as an ointment 1 to 40 of fresh lard. Unof.
- C.-Red.** See *Composition of Pigments*, under *Pigment*.
- C.-Yellow.** See *Composition of Pigments*, under *Pigment*.
- Caduca** (*kad'ad'kah*) [*caduco*, to fall]. See *Decidua*.
- C. Passio.** See *Cannu* or *Morbu*.
- Caducibranchiate** (*kad'u'brang'k'at'*) [*caducus*, falling off; *branchia*, gills]. In biology, applied to such amphibia as lose the gills or branchiae upon reaching maturity.
- Caducicorn** (*kad'u'korn*) [*caducus*, falling off; *cornu*, horn]. In biology, applied to animals that shed their horns or antlers.
- Caducity** (*kad'ul'ti*) [*caducus*, senility]. Senility; the feebleness of advanced age.
- Caducous** (*kad'u'kus*) [*caducus*, falling off]. In biology, the shedding or falling off of certain parts, as gills, antlers, horns. Dropping off very early, as compared with other parts.
- Caducus Morbus** (*kad'ud'kus m'obus*) [L.]. Falling sickness; an old name for epilepsy.
- Cæcal** (*ka'kal*). See *Cecum*.
- Cæcitas Verbalis.** See *Word-blindness*.
- Cæcitis** (*ka'k'is*). See *Cecitis*.
- Cæcum** (*ka'kum*). See *Cecum*.
- Cænæsthesia** (*ka-næ'sthē-sis*). See *Cænæsthesia*.
- Cænogenetic** (*ka-nō-jen-ē'tik*) [*καίνομαι*, recent; *γένεσις*, generation]. In biology, the appearance of a new character very late in the course of development. This usually arises from comparatively recent variations of the type-form.
- Cæruleus** (*ka-rul'e-us*) [L.]. Sky-blue. **C. morbus**, blue disease. See *Cyanosis*.
- Cærulosis** (*ka-rul'ō-sis*). See *Cyanosis*.
- Cæsalphinia** (*ka-sal'pīn'ē-ah*) [L.]. A genus of tropical leguminous trees. **C. bonducella.** See *Bonducella*. **C. moringa** has a diuretic bark. All unof.
- Cæsarean Operation** (*ka-sar'e-ān*). See *Cæsarean*.
- Cæsium** (*ka'sium*). See *Cesium*.
- Caffea** (*ka'f'ē-ah*) [L.]. The seeds of *C. arabica*. The dried and roasted seeds are almost universally used in infusion as a beverage, forming a cerebral stimulant and stomachic tonic. They are valuable in promoting digestion and allaying hunger and fatigue. Coffee frequently causes excessive palpitation of the heart. Its properties are due to an alkaloid, **Caffein**, $C_8H_{10}N_4O_2$, identical with *Thein*. See *Tea*. Dose of the alkaloid gr. j-v. **C. citrate.** Dose gr. i-v. **C. valeriana**, Ext. **Caffea Viridis** Fld. Unof. Intended as a substitute for the Fluid Extract of Guarana. Dose ʒss-ʒj. See *Guarana*. **Injectio Caf.** Hypodermatica, one grain of caffeine in three minims. Dose ʒj-vj.
- Caffein** (*ka'f'ē-in*) [*caffea*, coffee]. $C_8H_{10}N_4O_2 + H_2O$. The alkaloid that occurs in the leaves and beans of the coffee tree, in tea, in Paraguay tea, and in guarana; the roasted pulp of the fruit of *Paulinia* contains it. Occurs in long, silky needles, slightly soluble in cold water and alcohol, with a feebly bitter taste. It is a cerebral and spinal stimulant. See *Caffea*.
- C. citrata**, Citrated caffeine, prepared by dissolving caffeine in 25 parts of citric acid in double the quantity of hot distilled water. Dose gr. ij-xx. **C. citrata effervescescens**, effervescent citrated caffeine. Dose ʒss-j. **C.-iodol**, a crystalline addition-product, prepared by mixing alcoholic solutions of caffeine and iodine in the above proportion. It contains 74.9 per cent. of iodine and 25.1 per cent. of caffeine, and is a light gray, odorless, tasteless and nearly insoluble compound. It is proposed as a substitute for iodine in the
- Caffeina** (*ka'f'ē-in-ah*). See *Caffein*.
- Caffeinism** (*ka'f'ē-in-izm*) [*caffea*, coffee]. Chronic coffee poisoning; a train of morbid symptoms due to excess in the use of coffee.
- Cagot** (*kah-got'*) [Fr.]. 1. A member of an outcast race or clan in the S. W. of France; formerly regarded as lepers. 2. (By error) a cretin. **C. Ear.** See *Ear Deformities*.
- Cahinca, or Cainca** (*kah-hing'-kah*) [native S. American]. The diuretic root of *Chiococca racemosa*, *C. densifolia*, or *C. anguifuga*, rubiaceous shrubs of tropical America. Unof.
- Cahn and V. Mering's Method.** A method of estimating the amount of acids in the stomach. It consists in distilling the contents of the stomach with water three times. The volatile acids are estimated in the distillate. The residue is shaken six times with 500 c.c. of ether, and this is evaporated to dryness, and the lactic acid estimated by titration. The residue contains the HCl, and this also can be estimated by titration.
- Cailcedra** (*ka'el-sē'-drah*) [origin unknown]. 1. The *Cedrela odorata*, a large tree of tropical America. The bark and wood are used in intermittent fevers; a fragrant oil (cedar-wood oil) is distilled from the wood. The tree also affords a resin. 2. The *Khaya senegalensis* of Africa and tropical America, a tree that closely resembles the foregoing.
- Cailetet's Test.** See *Tests, Table of*.
- Caillian's Test.** See *Tests, Table of*.
- Caisson Disease** (*ka'ison dis-ēz'*). The symptoms due to increased atmospheric pressure sometimes occurring in divers, caisson workers, etc. Paraplegia, hemiplegia, anesthesia, or apoplectic attacks are common, but paralysis of the legs is the most frequent symptom, coming on only after return to the normal atmosphere. The nature of the lesion is obscure.
- Cajeput Oil** (*ka'j-e-put oil*). See *Cajuputi, oleum*.
- Cajuputene** (*ka'j-u-pu-ten'*) [Malay], $C_{10}H_{16}$. The principal constituent of cajeput oil; it is a liquid of an agreeable odor.
- Cajuputi, Oleum** (*ka'j-u-pu'-te, ol'-e-um*). [Malay, "white wood;" *oleum*, oil]. Oil of Cajuput. A volatile oil distilled from the leaves of *Melaleuca leucadendron*. It resembles oil of turpentine in its general effects, being irritant externally and producing a sense of warmth internally, with accelerated pulse. It is used with benefit for flatulent colic, dropsy, hysteria, and cutaneous disorders; it also relieves toothache. Dose ʒj-v. **C., Spiritus** (B.P.). Dose ʒss-j.
- Cajuputol** (*ka'j-u-pu'-tol*) [Malay, *Cajuputi*, white wood]. The more limpid part of oil of cajuput; it is found also in some other fragrant volatile oils.
- Cake Colors** (*ka'kul'orz*). See *Pigments, Colors, and Dyestuffs*.
- Caked** (*ka'kd*) [ME., *cake*]. Compressed or hardened into a solid mass. **C. Breast**, a breast in a puerperal woman in which the milk has become hardened and inspissated. **C. Bag**, in cows, an inflammation of the mammary gland.
- Calabar Bean** (*ka'lab-ar-ben*). See *Physostigma*.
- Calabarin** (*ka'lab'-ar-in*) [*Calabar*]. An alkaloid from Calabar bean, apparently acting much like strychnin.
- Caladana** (*ka'lad'-an-ah*). See *Kaladana*.
- Caladium** (*ka'lad'-de-um*) [L.]. A genus of large-leaved araceous plants. **C. bicolor**, of Brazil, is anthelmintic and cathartic. Various other species are employed locally in medicine. Unof.
- Calage** (*ka'lah-zh'*) [Fr., *wedging*]. A method of prophylaxis or treatment of sea-sickness by fixation of the viscera by pillows placed between the abdomen and

- the wall of the cabin and between the back and edge of the berth, the patient lying upon the side.
- Calamary** (*kal'-am-a-re*) [*kázaquari*, inkstand]. Same as *Cuttle-bone*.
- Calamin** (*kal'-am-in*) [*calamina*, a corruption of *cadmia*]. Native zinc carbonate. *Calamina preparata*, the prepared calamin, washed and pulverized, is used mainly as an external astringent and astringent. *Unguentum calamine*, Turner's cerate. Unof.
- Calamint, Calamint** (*kal'-am-int* or *-mint*). Any plant of the labiate genus *Calamintha*. The calamints are aromatic stimulants, with the general properties of the other mints, such as pennyroyal. Unof.
- Calamistrum** (*kal-am-is'trum*) [*calamus*, a reed]. In biology, one of the spines found on the hind-legs of spiders, used in arranging the silk as it issues from the spinnerets.
- Calamus** (*kal'-am-us*) [L., a reed: *gen.*, *Calami*]. Sweet Flag. The rhizome of *Acorus calamus*. It contains a volatile oil and *acorin*, a bitter nitrogenous principle. The root is an aromatic, stomachic tonic, and a common ingredient of many popular "bitters." C., Ext., Fld. Dose $\text{m xv}-\text{ʒ j}$. C., **Draco**, a species of rattan-palm that affords a part of the so-called Dragon's Blood (*q. v.*) of commerce. C. **scriptorius** (a writing pen or reed). The groove on the floor of the fourth ventricle, at the end of which is the ventricle of Arantius.
- Calapitte** (*kal'-ap-it*) [Mex., *calappa*, the cacao-tree]. A concretion found occasionally in the cocoa-nut; vegetable bezoar. It is valued as an amulet in the East.
- Calathidium** or **Calathium** (*kal-ath-id'-e-um* or *kal-ath'-e-um*) [*káathoc*, a vase-shaped basket]. In biology, applied to the flower-head in certain of the *Compositae*.
- Calathiform** (*kal-ath'-if-ormi*) [*káathoc*, a vase-shaped basket; *forma*, form]. In biology, shaped like a cup, vase, or bowl, hemispherical, or concave.
- Calberla's Method**. A method of imbedding microscopic specimens in egg-emulsion. The white of several eggs is separated from the yolks, the chalazae removed, and the white cut up with a pair of scissors. To each 15 parts of white add one part of a 10 per cent. solution of sodium carbonate (10 parts of calcined sodium carbonate to 100 parts of water). To this solution add the well-shaken yolks and again shake well. Pour the mixture into a deep vessel, allow to settle, remove the scum, and the mass is ready for use. The specimens, after being well washed in water, are placed in this mass until permeated. They are then fastened with pins to the freshly-cut surface of a piece of hardened mass.
- Calcaneal** (*kal-ka'-ne-al*) [*calcaneum*, the heel]. In biology, relating to the heel-bone, or calcaneum, or to a tuberosity in birds, resembling the calcaneum.
- Calcaneo-astragalar** (*kal-ka'-ne-o-as-trag'-al-ar*). See *Calcaneo-astragaloid*.
- C.-astragaloid**, relating to the calcaneum and the astragalus. **C.-cavus**, a club-foot that combines the characters of calcaneus and cavus. **C.-cuboid**, belonging to the calcaneum and the cuboid. **C.-scaphoid**, belonging to the calcaneum and the scaphoid bone. **C.-valgo-cavus**, club-foot combining the features of calcaneus, valgus and cavus.
- Calcaneum** (*kal-ka'-ne-um*) [L., the heel]. A common name for the *os calcis* or heel-bone.
- Calcaneus** (*kal-ka'-ne-us*) [*calcaneum*, the heel]. Club-foot in which the heel alone touches the ground, the instep being drawn up toward the shin.
- Calcar** (*kal'-kar*) [L., a spur]. 1. Any spur or spur-like point, as the hippocampus minor. 2. Ergot of rye. 3. The calcaneum.
- Calcareous** (*kal-ka'-re-us*) [*calx*, limestone]. Pertaining to or having the nature of limestone. C
- Degeneration**. See *Degeneration*.
- Calcarine** (*kal'-kar-in*) [*calcar*, a spur]. Relating to the hippocampus minor. C. **Fissure**. See *Fis. ure*.
- Calceiform** (*kal'-se-if-orm*) [*calceus*, a shoe; *forma*, form]. In biology, resembling in shape a shoe or slipper, as the corolla of certain flowers.
- Calceolaria** (*kal-se-o-la'-re-ah*) [L., like a slipper]. A genus of scrophulariaceous plants, mostly of the Andean region. Many of the species have a high local repute as alteratives and antisyphilitics; several are emetic and purgative. Unof.
- Calcic** (*kal'-sik*) [*calx*, lime]. Of or pertaining to lime.
- C. Inflammation of: Gums and Peridental Membrane**. Inflammation caused and maintained by deposits of calculus on the necks of the teeth.
- Calcosis** (*kal-sik-o'-sis*) [*calx*, lime; *vóσος*, disease]. Marble-cutter's phthisis; phthisis due to the inhalation of marble-dust.
- Calcification** (*kal-sif-ik-a'-shun*) [*calx*, lime; *fiere*, to become]. The deposit of calcareous or other insoluble crystalline matter within the tissues of the body.
- Calcigerous** (*kal-sij'-er-us*) [*calx*, lime; *gerere*, to bear]. Containing lime or a lime-salt; as the calcigerous cells of the dentine, or calcigerous tubules in bone.
- Calcigrade** (*kal'-sig-rád*) [*calx*, heel; *gredi*, to walk]. Walking on the heels.
- Calcination** (*kal-sin-a'-shun*) [*calcinare*, to calcine]. The process of driving off the volatile chemical constituents from inorganic compounds. The expulsion of carbon dioxide from carbonates.
- Calcine** (*kal'-sin* or *kal-sin'*) [*calcinare*, to calcine]. To separate the inorganic elements of a substance by subjecting it to an intense heat.
- Calcium** (*kal'-se-um*) [*calx*, lime.][*gen.*, *Calcii*]. Ca = 40; quantivalence 11. A brilliant, silver-white metal, the basis of lime and limestone, characterized by strong affinity for oxygen, and isolated with great difficulty. See *Elements, Table of*. It is best known in the form of *calcium oxid*, quicklime; *C. hydrate*, slaked lime; and *C. carbonate*, chalk. The preparations of lime used in medicine are usually alkaline and slightly astringent. Calcium oxid is a powerful escharotic. **C. benzoas**, $\text{Ca}(\text{C}_7\text{H}_5\text{O}_2)_2$, used in nephritis and albuminuria of pregnancy. Dose gr. v-x. **C. carbonate Test**. See *Tests, Table of*. **C. chloridum**, CaCl_2 , soluble in water. Dose gr. x-xx. **C. chlorid., Liq.** (B. P.). Dose $\text{m xv}-1$. **Calcii bromidum**. See *Bromin*. **C. Carb. Precipitatus**, CaCO_3 , insoluble in water, but soluble in acids, with effervescence. Dose gr. v-xx. **C. hypophosphis**, $\text{Ca}_2\text{PH}_3\text{O}_7$. See *Phosphorus*. **C. Phosphas Precipit.**, $\text{Ca}_3(\text{PO}_4)_2$. See *Phosphorus*. **Calcis Liniment**, caron oil, contains equal parts of lime-water, and olive oil. **C., Liqueur**, lime-water, contains about $1\frac{1}{2}$ parts of lime in 100 of water. Dose $\text{ʒ ss}-\text{ij}$. **C. Liq. Saccharatus** (B. P.). Dose $\text{m xv}-\text{ʒ j}$. **C., Syr.**, saccharated syrup of lime, contains lime 65, sugar 40, water q. s. It is the antidote to poisoning by carbolic or oxalic acid. Dose $\text{ʒ ss}-\text{ij}$. **Calx**, CaO , calcium oxid, quicklime, not used internally. **C. chlorinata**. See *Chlorin*. **C. Sulphurata**. Dose gr. $\frac{1}{17}$. **Creta**, native calcium carbonate; chalk. **C. Mist.**, consists of C. pulv. comp. 20, cinnamon-water 40, water 40. Dose ʒ ss . **C. Preparata**, chalk freed from impurities by washing and elutriation. Dose gr. v-xx. **C. Pulv. Aromat.** (B. P.). Dose gr. x-5j. **C. Pulv. Aromat. cum Opil** (B. P.). Dose gr. x-5j. **C. Pulv. Comp.**, compound chalk-powder.

consists of C. prep. 30, acacia 20, sugar 50 parts. Dose gr. v-5j. **Testa præparata**, prepared oyster shell. Unof. Dose gr. x-xx. **C. trochisci**, each contains prepared chalk 4 gr., acacia 1, sugar 0, with a little nutmeg.

Calculary (*kal'ku-lar-ē*) [*calculus*, a stone]. Relating to or of the nature of a calculus.

Calculifragous (*kal'ku-sif'ra-gū-us*) [*calculus*, a stone; *frangere*, to break]. Lithotritic; breaking or reducing a stone in the bladder.

Calculous (*kal'ku-lū-s*) [*calculus*, a stone]. Of the nature of a calculus.

Calculus (*kal'ku-lū-s*) [dim. of *calx*, chalk; *calx*, *Caladi*]. A calcareous or stone-like concretion found in the bladder, kidney, etc. **C.**, **Arthritic**, a gouty concretion. **C.**, **Biliary**, a gall stone. **C.**, **Bronchial**, a concretion in an air passage. **C.**, **Cutaneous**. See *Milium*. **C.**, **Dental**, tatar on the teeth or gums. **C.**, **Fusible**, a urinary calculus composed of phosphates of ammonium, calcium, and magnesium. **C.**, **Lacteal**, or **Mammary**, a calcareous nodule sometimes obstructing the lactiferous ducts. **C.**, **Mulberry**, the oxalate of lime variety, resembling a mulberry in shape and color. **C.**, **Nasal**. See *Rhinolithis*. **C.**, **Prostatic**, one in the prostate gland. **C.**, **Renal**, a calculus found in the kidney, producing what has been called nephritic colic. **C.**, **Salivary**, one forming in the ducts of the salivary glands. **C.**, **Uterine**, an intra-uterine concretion; a wombstone; formed mainly by calcareous degeneration of a tumor. **C.**, **Vesical**, one that may have originally descended from the kidney or formed primarily in the bladder.

Calea (*kal'e-ah*) [L.]. A genus of tropical American composite-flowered plants. **C.** **zacatechichi**, a Mexican plant, tonic, antiperiodic, and a hepatic stimulant. Unof.

Caledonia Brown. See *Conspectus of Pigments*, under *Pigment*.

Caléfactive (*kal'e-fak'tshe-ent*) [L., *calidus*, warm; *facere*, to make]. 1. Warming; producing a sensation of heat. 2. A medicine, externally applied, that causes a sensation of warmth.

Caléfactor (*kal'e-fak'tor-ē*) [*calidus*, warm; *facere*, to make]. A warmer; a little, portable stove; a pocket stove; a chafing dish.

Calendula (*kal'ul'ndū-lah*) [*calendæ*, the first day of the month; *gen.*, *Calendula*]. Marigold. The flowering plant known as the garden marigold, *C. officinalis*. **C.**, **Tinct.**, contains 20 per cent. of the leaves and stems. It is used exclusively as a local application to wounds, bruises, and ulcers, and has been vaunted as a cure for carcinoma.

Calendulin (*kal'ul'ndū-lin*) [*calendæ*, the first day of the month]. An amorphous principle obtainable from calendula.

Calenture (*kal'entū-r*) [Sp., *calentura*, heat; L., *calere*, to be hot]. A tropical remittent fever with delirium; formerly, a supposed fever of this kind that attacked miners, leading them to leap into the sea.

Calf [ME., *calfe*]. The thick fleshy posterior portion of the leg. See *garr*. **C.-bone**, the tibia. **C.-knee**. See *garr* *Vulgar*.

Calices of the Kidneys (*kal'is-ē-ē*). Plural of *Calyx*. The cup-like tubes of the ureter that encircle the apex of the Medullary pyramids of the kidneys.

Calico Bush (*kal'is-ē-ē*). See *Kalmia*.

California (*kal'if'orn-ya*) [Mex.]. A western State. **C.** **Buckthorn**. See *garr* *Synanthra*. **C.** **Elm**. See *garr* *Montana*. **C.** **Feverbush**. See *Gerrya*. **C.** **Laurel**, the laurel of *California californica*, common to the Pacific slope. It is recommended for nervous headaches, scabies, spinal meningitis, neu-

ralgia, etc. Dose of fld. ext., gr. x-xxx. **C. Poppy**. See *Lescholtzia californica*.

Caligated (*kal'ig-a-ted*) [*caliga*, a boot]. In biology, applied to the booted tarsus of the typical oscine birds.

Caligation (*kal'ig-a'-shun*), or **Caliginosity** (*kal'ij-in-ōs'-it-ē*). See *Caligo*.

Calignani's Operation. See *Operations*, *Table of*.

Caligo (*kal'ig-ō*) [L.]. Dimness of vision; an opacity of the cornea, lens, or vitreous humor.

Caligula (*kal'ig'-u-lah*) [*caliga*, a boot]. In biology, applied to the tarsal envelop of oscine birds.

Caliology (*kal'e-ol'-ō-jē*) [*καίω*, a nest; *λέγω*, to speak]. In biology, the systematized knowledge of birds' nests.

Calipers (*kal'ip-erz*) [corruption of *caliber*]. Compasses with curved legs; they are used in vulcanite and celluloid dental work to measure the thickness of the plate. Calipers are used also in pelvimetry, craniometry, and other measurements of parts of the body.

Calisaya (*kal-is-a' yah*) [South America]. Cinchona bark, especially that of *Cinchona calisaya*. See *Cinchona*.

Callisthenics, or **Callisthenics** (*kal-is-then'-iks*), [*καλός*, beautiful; *σθένος*, strength]. The practise of various rhythmic movements of the body, intended to develop the muscles and produce gracefulness of carriage; light gymnastics, especially designed for the use of girls and young women.

Callaway's Test. In dislocation of the shoulder the loss of from one to two inches in the vertical circumference of the shoulder-joint of the injured side, as determined by measuring with a tape-line over the acromion and through the axilla. This test is not reliable after traumatic swelling has set in.

Callicarpa (*kal'ik-ar'-pah*) [*καλός*, beautiful; *καρπός*, fruit]. A genus of verbenaceous plants. **C. americana**, a shrub of the U. S., called "French Mulberry," is used locally for skin-diseases and for dropsy. Unof. **C. bouplandiana**, of South America, and **C. cana**, **C. lanata**, and **C. rheedi**, of the E. Indies, are similarly employed. All unof.

Callisection (*kal-is-ek'-shun*) [*callus*, insensibility; *sectio*, a cutting]. Painless vivisection.

Callisen's Operation. See *Operations*, *Table of*.

Callitriche (*kal'it'-rik-ē*) [*καλός*, beautiful; *τριχίς*, hair]. A genus of aquatic herbs. **C. heterophylla** and **C. verna** are diuretic; these and other species afford a mucilage employed as a hair-dressing and they are used in domestic practice for making poultices. Unof.

Callomania (*kal'o-ma'-ne-ah*) [*καλός*, beautiful; *μανία*, madness]. The mania of beauty and grace; a monomania in which the patient believes herself to be endowed with extraordinary beauty.

Callosal (*kal'ol'-sal*) [*callosus*, hard]. Pertaining to the corpus callosum.

Callose (*kal'os*) [*callosus*, thick-skinned, hard]. In biology, having hardened spots or protuberances.

Callositas (*kal'ol'-it-as*). See *Callosity*.

Callosity (*kal'ol'-it-ē*) [*callus*, hardness]. Callositas. Tylosis, Tyloma, Keratoma. A hard, thickened patch on the skin produced by excessive accumulation of the horny layers.

Calloso-marginal (*kal'o-so-mar'-jin-al*) [*callosus*, hard; *margo*, margin]. Relating to the callosal and marginal gyri of the brain.

Callosum (*kal'ol'-sū-m*). Same as *Corpus Callosum*.

Callous (*kal'us*) [*callosus*, hard]. Hard; tough, like callus.

Callus (*kal'-us*) [L.]. 1. A callosity; hardened and thickened skin. 2. The new growth of incomplete osseous tissue that surrounds the ends of a fractured

- bone, during the process of repair. See *Callosity*.
- C.**, **Permanent**, the permanent bond of bony union after re-absorption of the **C. Provisional**, or cartilage-like, plastic material first thrown out. **C. of Skin**, induration and thickening of the skin.
- Calmant** (*kahm'-ant*) [MÉ., *calme*]. A calmative medicine.
- Calmative** (*ka(h)l'-mat-iv*) [MÉ., *calme*]. 1. Calming; sedative. 2. An agent that produces a calming or sedative effect.
- Calomel** (*kal'-o-mel*). See *Hydrargyrum*.
- Calophyllum** (*kal-o-fil'-um*) [*kalós*, beautiful; *phýllon*, leaf]. A genus of large tropical guttiferous trees. Several of the species (as *C. lacamahaca*, *C. inophyllum*) yield medicinal oils and resins. Unof.
- Calor** (*ka'-lor*) [L., "heat"]. 1. Heat. 2. Moderate fever heat; less than *fervor* and *ardor*. **C. animalis**, animal heat. **C. febrilis**, fever-heat. **C. fervens**, boiling heat. **C. innatus**, natural or normal heat. **C. mordicans**, biting or pungent heat (an unfavorable symptom of typhus). **C. natus**, native or animal heat; blood heat; normal heat. **C. internus**, inward fever: fever not appreciable on the surface of the body.
- Caloricity** (*kal-or-is'-it-e*) [*calor*, heat]. The heat-producing power of the living animal body.
- Calorie** (*kal'-or-e*) [Fr.]. See *Calory*.
- Calorific** (*kal-or-if'-sh-e-ent*) [*calor*, heat; *facere*, to make]. Heat-producing (applied to certain foods).
- Calorimeter** (*kal-or-im'-et-er*) [*calor*, heat; *μέτρον*, a measure]. An instrument for transforming the potential energy of the food into heat, and for measuring the number of heat-units produced. Two forms are used, the Water-Calorimeter and the Ice-Calorimeter.
- Calorimetry** (*kal-or-im'-et-re*) [*calor*, heat; *μετρον*, a measure]. The estimation of the heat-units by the calorimeter.
- Calorimotor** (*kal-or-im-o'-tor*) [*calor*, heat; *motor*, mover]. A galvanic battery that produces heating-effects, generating electricity in large quantity, but not necessarily with a high electro-motive force.
- Calorinosis** (*kal-or-in'-es-is*) [*calor*, heat; *pl.*, *Calorinosis*]. Any disease characterized by an alteration in the quantity of animal heat.
- Calory** (*kal'-or-e*) [Fr., *Calorie*]. A heat-unit; the amount of heat required to raise the temperature of one kilogram of water one degree Centigrade. See *Unit*.
- Calotropis** (*kal-ot'-ro-pis*) [*καίος*, beautiful; *τρόπις*, a ship's keel]. A genus of E. Indian asclepiadaceous trees and shrubs. See *Madar*.
- Caltha** (*kal'-thah*) [L.]. A genus of ranunculaceous herbs. **C. palustris**, the marsh-marigold of cold and cool regions; it is vesicant when fresh. It is often cooked and eaten as a pot-herb. Unof.
- Calumba** (*kal-um'-bah*) [native Mozambique, *kalumb*]. Columbo. The root of *C. jatrorrhiza*, native to South Africa and parts of the E. Indies. It is an excellent example of a simple bitter, and contains a bitter principle, *Calumbin*, C₂₁H₂₂O₇, of which the dose is gr. j-ij. It is not astringent, and may be prescribed with salts of iron. It is useful in atonic dyspepsia, and as a mild, appetizing tonic in convalescence. **C.**, **Ext.** (B. P.). Dose gr. ij-x. **C.**, **Fld. Ext.** Dose ηv-xxx. **C.**, **Infus.** (B. P.). Dose ʒj-ij. **C.**, **Tinct.**, contains ten per cent. of C. Dose ʒss-ij. See also *American Columbo*.
- Calumbin** (*kal-um'-bin*). See *Calumba*.
- Calva** (*kal'-vah*). Same as *Calvaria*.
- Calvaria** (*kal'va'-re-ah*) [*calva*, the scalp]. The upper part of the skull.
- Calvarian** (*kal'va'-re-an*) [*calva*, the scalp]. Relating to the calvaria.
- Calvarium** (*kal'va'-re-um*). See *Calvaria*.
- Calvert's Test**. See *Tests*, *Table of*.
- Calvities** (*kal'vish'-e-ez*) [*calvus*, bald]. Baldness, especially general or senile baldness. See *Alopecia*.
- C. senilis**. See *Alopecia senilis*.
- Calc** (*kalks*) [L.]. The heel. In chemistry, a name formerly applied to any oxid of a metal, especially an alkaline metal, and chiefly to lime, or oxid of calcium, CaO. See *Calcium*.
- Calycanthemous** (*kal-ik-an'-them-us*) [*καίωξ*, calyx; *ἄνθος*, a flower]. In biology, with petaloid sepals.
- Calycanthin** (*kal-ik-an'-thin*) [*καίωξ*, calyx; *ἄθος*, flower], C₂₀H₂₂O₂₂. A glucosid obtained from certain plants of the genus *Calycanthus*.
- Calycanthus** (*kal-ik-an'-thus*) [*καίωξ*, calyx; *ἄθος*, flower]. A genus of North American shrubs. **C.**, **floridus**, the Carolina allspice, sweet-shrub, or bulby, is tonic, emetic, and antifebrile. **C. occidentalis** is the California sweet-shrub. Unof.
- Calyciflorate** (*kal-ik-ef'-lo-ral*) [*calyx*, calyx; *flos*, flower]. In biology, with the petals and stamens borne on the calyx.
- Calycine** (*kal'-is-in*) [*calyx*, calyx]. In biology, pertaining to or resembling a calyx.
- Calycle** (*kal'-ik-l*) [*calyculus*, a little calyx]. In biology, applied to parts that resemble a calyx, as the bracts or leaflets of certain plants, or the cup-cells of zoöphytes.
- Calycular** (*kal-ik'-u-lar*) [*calyculus*, a calycle]. 1. In biology, having bracts resembling accessory calices or a cup-cell resembling a calycle. 2. An old name for the plant *Hyoscyamus*.
- Calymna** (*kal-im'-nah*) [*καλύπτειν*, to cover, hide]. A jelly-like envelop of radiolarians.
- Calypthomy** (*kal-if'-o-me*) [*καίωξ*, a calyx; *όθεν*, to grow]. In biology, the growing together of sepals and petals.
- Calyptra** (*kal-ip'-tə'-rah*) [*καίωπτρον*, a covering]. In biology, the tail coverts of birds.
- Calyptrablastic** (*kal-ip-to-blas'-tik*) [*καίωπτρός*, covered; *βλαστός*, a germ]. In biology, having capsulated generative buds, as the campanularian and sertularian hydroids.
- Calyptra** (*kal-ip'-trah*) [*καίωπτρα*, a veil]. In biology, a hood-like body covering the fruit-organ in plants, as the modified archegonium of mosses, or the united bracts of some flowers.
- Calyptrate** (*kal-ip'-trāt*) [*καίωπτρα*, a veil]. In biology, having a hood-like investment.
- Calyptragen** (*kal-ip'-tro-gen*) [*καίωπτρα*, a veil; *γενεσ*, producing]. In biology, the root-cap.
- Calyx** (*ka'-liks*) [*καίωξ*, the cups or calyx of a flower; *pl.*, *Calices*]. In biology, applied to various cup-like ensheathing structures, as the funnel-shaped tissues surrounding the Malpighian pyramids of the kidney, the cups of a polyzoan, or a Crinoid; an ovarian capsule. **C. of Ovum**, the wall of the Graafian follicle from which the ovum has escaped.
- Camass** (*kam-as*) [nat. American Indian]. The edible bulb of *Camassia esculenta*, *C. fraseri*, or *C. leichtlinii*, squill-like plants of Western N. America. Death Camass, the poisonous root or bulb of *Zygadenus venenosus*; called also *hog's potato*, as it is eaten by swine. The bulb or corm of the Blue Camass (*Brodica grandiflora*), is also considered poisonous, although it may be eaten.
- Camata** (*kah-mah'-tah*) [origin unknown]. The dried acorns of *Quercus agrifolia*, used in the arts for their astringency. See *Camatina* and *Valonia*.
- Camatina** (*kah-mah'-tə'-nah*) [origin unknown]. The immature acorns of *Quercus agrifolia*, used in the arts for their astringency. See *Camata* and *Valonia*.

Cambiform (*kam'bi'form*) [*cambium*, cambium; *forma*, shape]. In biology, applied to narrow, thin-walled succulent cells, often found in connection with sieve tubes, but whose nature is not well understood.

Cambi-Resin [East Indian]. The resinous juice of *Gardenia indica* an F. Indian plant. It has been recommended for use in hospital dressings, from which it is said to expel flies.

Cambium (*kam'bi'um*) [L.]. In biology, a layer of tissue formed between the wood and the bark of exogenous plants. It is composed of extremely delicate, thin walled cells, filled with protoplasm and organizable nutrient matter, and appearing like a thin film of mucilage.

Cambogia (*kam'bi'ah*) [*Cambaya*, or *Cambodia*, a country in Farther India]. Gamboge. A resinous gum from *Garcinia Hanburyi*, a tree native to Southern Asia. Its properties are due to *gambogic acid*. It is a drastic hydragogue cathartic, decidedly diuretic. **C.**, **Pil. Comp.**, (B. P.), contains gamboge, Barbadoes aloes, hard soap, compound powder of cinnamon, and syrup. Dose gr. v-x. It is also officially a constituent of **Pil. Cath. Comp.** See *Colocyth.* Dose gr. ij-v.

Cambuca (*kam'bu'kuh*) [L.]. An old name for a lupo or venereal ulcer.

Camel's Hair. The hair of the camel, used in Africa, Asia Minor, and the Caucasus, and latterly in Europe, for the manufacture of woven goods, that are made from the unbleached hair. **C.'s-h. Brush**, a small fine brush used for making various applications to the surface of the body, and for cleansing the ear, etc.

Camelina (*kam'li'nah*) [*yaumi*, dwarf; *zivon*, flax]. A genus of cruciferous plants. **C. sativa**, the gold of pleasure. A cruciferous plant of the old world, naturalized in N. America. Its seeds afford a fixed oil; the plant itself was formerly esteemed in eye-diseases. Unof.

Camellia (*kam'li'ah*) [after Kamel, a scientist of the seventeenth century]. A genus of shrubs. **C. theifera**. See *Tia*.

Camellin (*kam'li'in*) [see *Camellia*], $C_{20}H_{34}O_{10}$. A glucosid obtained from the seeds of *Camellia japonica*.

Camembert Cheese. See *Cheer*.

Camera (*kam'rah*) [*kamra*, an arched roof or chamber]. In biology, a chamber or vaulted structure. In optics, the chamber or dark-box of the apparatus used for photography. **C. cordis**, the enveloping membrane of the heart, the pericardium. **C. of Cranium**, the chamber of the skull. **C. lucida**, an optical device for superimposing or combining two fields of view in one eye, invented by the chemist Wollaston. **C. oculi**, the chamber of the eye.

Camerated (*kam'ra'ted*) [*kamra*, a vault]. In biology, chambered, vaulted.

Camerer's Method. A method of estimating uric acid in the urine. It is done by means of Salkowski's magnesian carbonate, one part of crystallized magnesium sulphate, 10 parts of ammonium chloride, four parts of ammonia solution, of sp. gr. 0.921, and eight parts of water, to remove the phosphates, and the addition of silver nitrate.

Camérine (*kam'rin*) [*camere*, a vault]. In biology, a former name of one of the minute lime-stone.

Camertelous (*kam'tel'us*) [*camra*, a vault; *telu*, a web]. Applied to spiders that spin intricate webs of hinged chambers.

Camerostoma (*kam'ro'stom*) [*camra*, a vault; *stoma*, a mouth]. In anatomy, the vaulted cover of the manducatory organ of spiders.

Camisole (*kam'is'ol*) [L.]. The straight jacket, formerly used for the restraint of violently insane persons.

Camomile, or Chamomile (*kam'om'il*). See *Anthemis* and *Matricaria*.

Campana (*kam'pan'nah*). See *Pulsatilla*.

Camp Cure. Life in camp and in the open air, adopted as a therapeutic measure. **C. Fever.** Synonym of *Typhus Fever*. **C. Measles**, an epidemic of measles among soldiers.

Campani's Ocular. See *Ocular*. **C. Tests.** See *Tests, Table of*.

Campanula (*kam'pan'ulah*) [L., "a little bell"]. 1. Any bell-shaped part or process. 2. A genus of plants with bell-shaped flowers; blue-bell; Canterbury bell. Several of the species, as *C. trachelium* and *C. glomerata* have been employed in medicine, as detergents, astringents, and vulneraries. Unof.

Campanulate (*kam'pan'ulát*) [*campanula*, a little bell]. Bell-shaped.

Camper's Angles. See *Angle*. **C. Ligament.** See *Ligament*. **C. Lines.** See *Lines, Table of*. **C. Plane.** See *Plane*. **C. Profile Line.** See *Profile Line*.

Camphene (*kam'fen'*, or *kam'fen*) [*camphor*], $C_{10}H_{16}$. The solid terpene obtained from pinene halogen hydrid by the elimination of the haloid acid.

Camphenes (*kam'fenz*) [*camphor*]. The volatile oils or hydrocarbons having the general formula $C_{10}H_{16}$, isomeric with oil of turpentine. Many camphenes exist ready-formed in plants, as oil of cloves, etc. They are liquid at ordinary temperatures. They are also called *terpenes*, but by some authorities the latter is made the generic name of all the volatile hydrocarbons having the formula $C_{10}H_{16}$, while the name camphene is limited to those terpenes that are solid at ordinary temperatures.

Camphoid (*kam'fo'id*) [*camphor*]. A substitute for collodion. It is a solution, one in 40, of pyroxylin, in equal parts by weight of camphor and absolute alcohol. It may be used as a vehicle for applications to the skin. The application dries in a few minutes, leaving an elastic opaque film, not easily washed off.

Campholic Acid (*kam'fol'ik*). See *Acid, Campholic*.

Campho-phenique (*kam'fo'fen'ek'*) [Fr.]. A proprietary preparation combining camphor and phenol; it is recommended as an antiseptic and local stimulant.

Camphor (*kam'for*) [*camphora*, camphor; *gen.*, *Camphora*], $C_{10}H_{16}O$. A solid volatile oil obtained from *Cinnamomum camphora*, a tree indigenous to Eastern Asia. It yields *camphoric* and *camphretic acids*, also *C. cymol* when distilled with zinc chlorid. It is a valuable antispasmodic, anodyne and diaphoretic. Applied locally, it is an excellent rubefacient. It is a moderate cerebral excitant. It is effectual in cholera, vomiting, cardiac depression and affections requiring an antispasmodic. **C., aqua**, consists of camphor 8, alcohol 5, precipitated calcium phosphate 5, distilled water q. s. ad 1000 parts. Dose ʒj-iv. **C. Ball**, an English preparation used as an application to chapped-skin. Its composition is spermaceti 4, white wax 12, oil of almonds 5; melt in a water bath, and add flowers of camphor 4. Dissolve and when nearly cold pour into boxes or mould in gallipots. **C. Borneo.** See *Borneol*. **C. Carbulated**, a mixture of 2½ parts of camphor with one each of carbolic acid and alcohol. A good antiseptic dressing for wounds. **C., ceratum**, consists of camphor liniment 1, white wax 3, and lard 6. Used for itching skin-affections. **C., Chloral**, a fluid prepared by mixing equal parts of camphor and chloral hydrate. It is an excellent solvent for many alkaloids. Used externally. **C.-ice**, the *ceratum camphora compositum*, N. F. **C., linimentum**, has camphor 2, cottonseed oil 80 parts. **C., Lini-ment. Comp.** (B. P.), contains camphor and oil of

lavender dissolved in rectified spirit, and strong solution of ammonia added. **C.**, **Monobromated**, $C_{10}H_{15}BrO$, camphor in which one atom of hydrogen has been replaced by an atom of bromin. It resembles the bromids in therapeutic action. Dose gr. j-x, in emulsion. **C.** **salicylate**, prepared by heating together 14 parts of camphor with 11 of salicylic acid. It is used as an ointment. **C.**, **Spt.**, contains camphor 10, alcohol 70, water 20 parts. Dose μv -xx. **C.**, **Tinct.**, **Comp.** (B. P.), contains opium, benzoic acid, camphor, oil of anise, and proof spirit. Dose μxv - $\bar{5}$ j. **C.** **Tinct.**, **Rubini's**. Unof. A saturated solution of camphor in alcohol. Dose gtt. iv-x. **Raspail's "Eau Sedative."** Unof. Contains aq. ammonie $\bar{5}$ ij, sodium chlorid $\bar{5}$ ij, camph. spt. wine $\bar{5}$ ij, water Oij. Used externally.

Camphoric Acid (*kam-for'-ik*). See *Acid*.

Camphoronic Acid (*kam-fo-ron' ik*). See *Acid*.

Camphors (*kam'forz*) [*camphora*, camphor]. Peculiar-smelling substances containing oxygen and intimately related to the terpenes. They are often found with the latter in plant-secretions and can be artificially prepared by oxidizing the same.

Camphylene (*kam'fil-en*) [*camphora*, camphor], $C_{10}H_{16}$. 1. A liquid terpene produced by decomposing camphene with lime at a great heat. 2. A commercial name for naphthalin, occurring in blocks that are sold for protecting furs and woollens from moths, and are placed in urinals for disinfecting purposes.

Campimeter (*kam-pim'-et-er*). See *Perimeter*.

Camplin's Biscuits. See *Biscuits*.

Campsis (*kamp'sis*) [*κάμψις*, a curving]. Any abnormal curvature or flexion.

Campyterium (*kamp'te'-re-um*) [*καμπτήρ*, a bending]. In biology, the anterior border of the wing; the bend of the wing.

Campylochirus (*kam-pil-o-ki'-rus*) [*καμπύλος*, crooked; *χείρ*, hand]. Having distorted hands.

Campylorrhachis (*kam-pil-or'-a-kis*) [*καμπύλος*, crooked; *ράχις*, backbone]. A fetus with spinal deformity.

Campylorrhinus (*kam-pil-o-ri'-nus*) [*καμπύλος*, crooked; *ῥίς*, nose]. A monstrosity with a deformity of the nose.

Campylospermous (*kam-pil-o-sper'-mus*) [*καμπύλος*, curved; *σπέρμα*, a seed]. In biology, applied to seeds having the material curved so as to form longitudinal furrows.

Campyloptropal (*kam-pil-ot'-ro-pal*) [*καμπύλος*, curved; *τρέπω*, to turn]. In biology, applied to ovules or seeds that are bent or curved on themselves.

Canada (*kan'-a-dah*) [Sp.]. A British possession in North America. **C.** **Balsam**. See *Balsamum canadense*. For its uses in microscopy, see *Mounting Media*. **C.** **Snakeroot**, the root of *Asarum canadense*. See *Asarum*. **C.** **Hemp**. See *Apoeyonum*.

Canadian (*kan-a'-de-an*) [*Canada*]. Pertaining or belonging to Canada.

Canadol (*kan'-ad-ol*). A transparent volatile liquid resembling benzene in smell. It is an excellent local anesthetic for minor surgical operations. Unof. See also *Gasolene*.

Canaille (*kan'-a-gra*) [Sp.]. The *Rumex hymenosepalus*, a plant of Texas, Mexico, Utah and California. The root is highly astringent: the sour stalks are used, like rhubarb-stalks, in making pies. Unof.

Canal, or **Canalis** (*kan-a'*, or *kan-a'-lis*) [*canna*, a reed or tube]. 1. A tube or duct for carrying the fluids of the body. 2. A hollow instrument used as a splint. **C.** **Abdominal**. See *C.*, *Inguinal*. **C.** **Abital**. See *C.*, *Aphodal*. **C.** **Aërial**. See *C.*, *Air*. **C.** **Afferent**. See *C.*, *Incurrent*. **C.** **Air**, a cavity

containing air, such as exists in most vegetable organs; it is formed by an arrest of development or by a destruction of some of the anatomic elements. **C.**, **Alcock's**, a strong sheath of the obturator layer of the pelvic fascia containing the internal pudic artery. **C.**, **Alimentary**, the whole digestive tube from the mouth to the anus. **C.**, **Alisphenoid**, in comparative anatomy, a canal in the alisphenoid bone, opening anteriorly into the foramen rotundum, and transmitting the external carotid artery. **C.**, **Alveolar, Anterior**, one located in the superior maxilla; it transmits the anterior superior dental nerve. **C.**, **Alveolar, Inferior**, the inferior dental canal. **C.**, **Alveolar, Median**, one located in the superior maxilla and transmitting the middle superior dental nerve. **C.**, **Alveolar, Posterior**, one situated in the superior maxilla; it transmits the posterior superior dental nerve. **C.**, **Alveolo-dental**, See *C.*, *Dental*. **C.**, **Ambulacral**, in the *Echinodermata*, branches of the circular canal. **C.**, **Anal**, leads from the rectum to the external opening of the anus. **C.**, **Aphodal**, in certain sponges, one connecting a chamber with an excurrent canal. **C.**, **Apical**, in the *Ctenophora*, two canals extending from the funnel to the apical pores. **C.**, **Aquiferous**. 1. Canals that in many molluscs traverse the substance of the foot, opening externally by pores, or internally into the blood-sinuses. 2. In the *Entozoa*, a series of ramifying excretory canals, with blind extremities, converging to a common canal that opens externally. **C.**, **Arachnoid**, a space formed beneath the arachnoid membrane of the brain; it transmits the vena magna Galeni. **C.** **of Arantius**, the ductus venosus. **C.**, **Archinephric**, the duct of the archinephron or primitive kidney. **C.**, **Arterial**. See *Ductus arteriosus*. **C.**, **Atrial**, the cavity of the atrium. **C.**, **Auditory, External**, that from the auricle to the tympanic membrane. **C.**, **Auditory, Internal**, that beginning on the posterior surface of the petrous bone, and extending outward and backward for a distance of about four lines; it transmits the auditory and facial nerves, and the auditory artery. **C.**, **Auricular**. 1. See *C.*, *Auditory, External*. 2. The constriction between the auricular and ventricular portions of the fetal heart. **C.**, **Avant**, the anterior part of the male urethra. **C.**, **Axial**, in certain *Echinodermata*, the central canal of a brachium, opening into the alimentary canal. **C.**, **Bartholin's**, the duct of Bartholin's gland. **C.** **of Bernard**, a supplementary duct of the pancreas. Also called Santorini's canal. **C.**, **Bichat's**. See *C.*, *Arachnoid*. **C.**, **Biflex**. See *Gland, Interunculate*. **C.**, **Biliary**. See *C.*, *Hepatic*. **C.**, **Biliary, Interlobular**, canals situated between the acini of the liver, containing small branches of the portal vein, etc. **C.**, **Blastoporic**. See *C.*, *Neurenteric*. **C.** **of Bone**, a canaliculus of bone. **C.**, **Braun's**. See *C.*, *Neurenteric*. **C.**, **Braune's**, the continuous passage formed by the uterine cavity and the vagina during labor, after full dilatation of the os. **C.**, **Breschet's**. See *C.* of the *Diploë*. **C.**, **Bullular**. See *C.* of *Petit*. **C.**, **Carinal**, an air-canal in the *Equiseta*, situated on the inner side of the xylem. **C.**, **Carotic**. See *C.*, *Carotid*. **C.**, **Carotico-tympanic**, two or three short canals extending from the carotid canal to the tympanum; they transmit branches of the carotid plexus. **C.**, **Carotid**, one in the petrous portion of the temporal bone; it transmits the internal carotid artery. **C.** **of Cartilage**, the canals in ossifying cartilage, during its vascularization intended to receive prolongations of the osteogenetic layer of the periosteum. They radiate in all directions from the center of ossification. **C.**, **Central** (of the modiolus), a canal running from the base to the apex of the cochlea. **C.**, **Central** (of spinal

cord), the small canal that extends through the center of the spinal cord from the conus medullaris to the lower part of the fourth ventricle. It represents the embryonic ectolemlar canal. **C., Cerebro-spinal.** 1. The neural or cranio-vertebral canal, formed by the skull and the spine, and containing the brain and spinal marrow. 2. The primitive continuous cavity of the brain and spinal cord, not infrequently more or less extensively obliterated in the latter, but in the former modified in the form of the several ventricles and other cavities. **C., Cervical.** See *C. of Cervix Uteri*. **C., Cervico-uterine.** See *C. of Uteri*. **C. of Cervix Uteri**, that portion of the uterine canal that extends between the internal and external os. **C. of Chorda Tympani**, a small canal in the temporal bone, between its tympanic and petrous portions, parallel with the Glaserian fissure; it transmits the chorda tympani nerve. **C., Chyleaqueous**, in certain invertebrates, a system of canals containing water and digestive products. **C., Ciliary.** See *C. of Fontana*. **C., Circular**, in the *A. boniferrata*, a vessel surrounding the esophagus, connected with the exterior by the madreporic canal, and giving off the ambulacral canals. **C. clavellaris**, in biology, a cecal canal running into the olfactory clubs of *Medusa*. **C., Cloacal.** See *C., Excurent*. **C. of Cloquet.** See *C., Hyaloid*. **C., Cochlear**, the spiral and snail-like cavity of the cochlea, 28 to 30 mm. long. The base is turned inward toward the internal auditory meatus, and the apex outward toward the tympanum. **C. of Communication**, in the embryo of the fowl, canals that run from the cavity of each proto-vertebra to the pleuro-peritoneal space. **C., Connecting**, the arched or coiled portion of a urineriferous tubule, joining with a collecting tubule. **C., Corona**, in biology, the coronal intestine of *Medusa*. Same as *Pouch corona*. **C. of Corti**, the triangular canal formed by the pillars of Corti, the base of which corresponds to the membrana basilaris. It extends over the entire length of the lamina spiralis. **C. of Cotunnus.** See *Aqueduct of the Vertebrals*. **C., Cranio-vertebral.** See *C., Cervico-spinal*, and *C., Neural*. **C., Crural.** See *C., Femoral*. **C., Ctenophoral**, in the *Ctenophora*, eight canals connected at right angles with the tertiary radial canals, and corresponding in their course with the eight locomotive bands. **C. of Cuvier**, the ductus venosus. **C., Cystic**, the cystic duct. **C. of De Candolle.** See *C., Malpighy*. **C., Deferent**, the vas deferens. **C., Demicircular.** See *C., Semicircular*. **C., Dental, Anterior**, one extending into the facial portion of the superior maxilla; it transmits the anterior dental vessels and nerves. **C., Dental, Inferior**, the dental canal of the inferior maxilla; it transmits the inferior dental nerve and vessels. **C., Dental, Posterior**, two canals in the superior maxilla. They transmit the superior posterior dental vessels and nerves. **C., Dentinal**, the minute canals in dentine, extending approximately at right angles to the surface of a tooth from the pulp-cavity, into which they open, to the cementum and enamel. **C., Digestive.** See *C., Alimentary*. **C. of Diploë**, canals in the diploë of the cranium transmitting Broderick's vessels. **C., Efferent.** 1. See *C., Excurent*. 2. In the *Ctenophora*, canals connecting the testicles with the deferent canals. **C., Ejaculatory.** See *Duct Ejaculatorius*. **C. of Epididymis**, a convoluted tube, about 20 feet long, unstraightened, forming the epididymis and continuing with the vas deferens. **C., Eschricht's Yellow**, in certain of the *Cestoda*, a system of canals, opening into the fertilizing canal, and terminating in round or oval sacs. **C., Ethmoidal, Anterior**, one between the ethmoid and

frontal bones; it transmits the nasal branch of the ophthalmic nerve, and the anterior ethmoidal vessels. **C., Ethmoidal, Posterior.** See *C., Orbital, Posterior, Internal*. **C., Eustachian**, one in the petrous portion of the temporal bone, containing a portion of the Eustachian tube. **C., Excurent**, in sponges, the tubes that carry water from the ciliated chambers to the exterior. **C., Facial**, the aqueduct of Fallopius; it transmits the facial nerve. **C., Fallopian.** See *Aqueduct of Fallopius*. **C., Femoral.** 1. The inner compartment of the sheath of the femoral vessels behind Poupert's ligament; a femoral hernia descends through this. 2. See *C., Hunter's*. **C. of Ferrein**, a triangular channel, supposed to exist between the free edges of the eyelids when they are closed, and to serve for conducting the tears toward the puncta lachrymalia during sleep. **C., Fertilizing**, in many cestoda, a tube connecting the vagina and the uterus. **C., Fibro-adipose**, in certain fishes, a canal, filled with adipose tissue, on the dorsal side of the neural canal. **C. of Fontana**, a series of small spaces formed by the interlacing of the connective-tissue fibers of the framework of the peripheral processes of the iris, situated in the angle of the anterior chamber, and serving as a medium for the transudation of the aqueous humor from the posterior to the anterior chamber of the eye. They are also called *C. of Horvius*, *C., Ciliary*, and *Fontana's Spaces*. **C., Galactophorous**, the lactiferous tubules of the mammary gland. **C. of Gärtner**, in the female, a relic of the main portion of the Wolffian duct of the embryo; it is a tube extending from the broad ligament of the uterus to the wall of the uterus and vagina. **C., Gastro-vascular**, in the *Hydrozoa*, canals extending from the stomach into the substance of the disc of the umbrella. **C., Genital**, in comparative anatomy, any canal designed for copulation or for the discharge of ova. **C., Gonocalycine**, a system of canals found in the gonocalyx of the Hydrozoa. **C. of Groin.** See *C., Inguinal*. **C. of Guidi.** See *C., Vidian*. **C., Gynecophoric**, in *Bilharzia*, a groove extending from a little below the ventral sucker to the end of the tail. It lodges the female during copulation. **C. of Havers.** See *C., Haversian*. **C., Haversian**, canals in the compact substance of bone forming a wide-meshed network, and establishing communication between the medullary cavity and the surface of the bone. Their average diameter is $\frac{1}{75000}$ inch, and they are lined by a continuation of the endosteum; they transmit blood-vessels, lymph-vessels and nerves. **C., Hemal**, one in the ventral surface of the vertebral column, enclosed by the hemal arches; it is incomplete in certain portions. **C. of Henle**, a portion of the urineriferous tubules. **C., Hepatic.** 1. The excretory duct of the liver. 2. The radicles of the hepatic duct. **C., Hernial**, one transmitting a hernia. **C. of Hovius.** See *C. of Fontana*. **C. of Huguier.** See *C. of the Chorda Tympani*. **C., Hunter's**, a triangular canal formed in the adductor magnus muscle of the thigh; it transmits the femoral artery and vein and internal saphenous nerve. **C. of Huschke**, one formed by the junction of the tubercles of the annulus tympanicus. This is generally obliterated after the fifth year, but may persist through life. **C., Hyaloid**, an irregularly-cylindrical canal running antero-posteriorly through the vitreous body, through which in the fetus the hyaloid artery passes, to ramify on the posterior surface of the crystalline lens. **C., Hyapophyseal**, in birds, that formed by the inferior spinous processes of the upper cervical vertebra; it transmits the carotid artery. **C., Inci-**

sive. See *C., Incisor.* **C., Incisor,** a canal that opens into the mouth by an aperture just behind the incisor teeth of the upper jaw; it is formed by a groove on the adjoining surfaces of the superior maxilla, and has two branches that open into the nasal fossæ. **C., Incurrent,** in sponges, the canals that convey water from the exterior to the ciliated chambers. **C., Infra-orbital,** a small canal running obliquely through the bony floor of the orbit; it transmits the infraorbital artery and nerve. **C., Inguinal,** a canal about one and one-half inches long, running obliquely downward and inward from the internal to the external abdominal ring, and constituting the channel through which an inguinal hernia descends; it transmits the spermatic cord in the male, and the round ligament of the uterus in the female. **C., Inter-.** See *C., Incurrent.* **C., Intercellular,** in biology, canals formed by the interspaces between vegetable cells. **C., Intestinal,** that portion of the alimentary canal that is included between the pylorus and the anus. **C., Intrafascicular,** one formed in a fibro-vascular bundle by the destruction of the vascular tissue and parenchyma. **C., Intralobular, Biliary,** the radicles of the bile-ducts, forming a fine network in and around the hepatic cells, and communicating with vacuoles in the cells. **C. of Jacobson.** See *C., Tympanic.* **C., Kidney,** in the *Platelmintes*, excretory tubes that take up excrementitious matter from the tissues. **C., Kidney, Primitive,** in some of the lower animals canals that appear to replace the kidneys. **C. of Kowalevsky.** See *C., Neuro-ventric.* **C., Lacrymal.** 1. The bony canal that lodges the nasal duct. 2. One of the lacrymal canaliculi. **C., Lateral,** in most fishes, two canals, one on each side, that communicate with cavities in the head, and with the exterior, by apertures in each overlying scale; they are probably sensory in function. **C. of Laurér,** in certain worms, one by which the oviduct opens externally on the dorsal surface; according to some, the vitellarian duct. **C., Lingual,** in the horse, etc., the floor of the mouth, from its lodging the tongue. **C. of Loewenberg,** that portion of the cochlear canal that is situated above the membrane of Corti. **C., Longitudinal,** in the *Cestoda*, canals, one on each side of a joint; they are of uncertain function. **C., Looped,** in the *Annulata*, the segmental organs. **C., Macro-myelonal,** the central canal of the spinal cord. **C., Madreporic,** in the *Echinodermata*, one joining the madreporic, and the circular canal. **C., Malar,** one in the malar bone transmitting the malar division of the temporo-malar branch of the superior maxillary nerve. **C. of Marrow.** See *C., Cartilage.* **C., Maxillary.** See *C., Dental.* **C., Median.** 1. The central canal of the spinal cord. 2. The aqueduct of Sylvius. **C., Medullary.** 1. The hollow cavity of a long bone, containing the marrow. 2. See *C., Vertebral.* 3. The central canal of the spinal cord. 4. An Haversian canal. 5. The canal of De Candolle, enclosing the pith in the stem of plants. 6. In embryology, the medullary tube. **C., Medullary, Cerebro-spinal,** the central canal of the spinal cord. **C., Membranous, of the Cochlea,** a canal in the cochlea, following the turns of the lamina spiralis; it is bounded by the basilar membrane, the membrane of Reissner, and the wall of the cochlea. **C., Membranous, Semicircular.** See *C., Semicircular.* **C. of Modiolus,** the spiral canal of the cochlea. **C., Muciparous.** See *C., Mucous.* **C., Mucous,** in general, canals lined with mucous membrane. In zoölogy, canals found beneath the scales of fishes and other scaly animals, furnishing the mucus that lubricates the surface. **C. of Müller.** See *Müllerian Duct.* **C., Myelonal,** the central canal of the spinal cord. **C., Nasal.** 1. See

C., Lacrymal. 2. An occasional canal found in the posterior portion of the nasal bone; it transmits the nasal nerves. **C., Naso-lacrymal.** See *C., Lacrymal.* **C., Naso-palatine.** See *C., Incisor.* **C., Neural.** 1. See *C., Vertebral.* 2. In *Echinoderms*, a canal a part of the wall of which is formed by the ambulacral nerve and its connections. **C., Neurenteric,** of Kowalevsky, also called *Ento-teric Canal*, in the embryo, a passage leading from the posterior part of the medullary tube into the archenteron. **C., Neuro-central.** See *C., Vertebral.* **C. of Nuck,** a pouch of peritoneum which, in the female fetus, descends for a short distance along the round ligament of the uterus into the inguinal canal; it is the analogue of the *processus vaginalis* in the male. It sometimes persists after birth. **C., Nutritive.** See *C., Haversian.* **C., Obstetric.** See *C., Parturient.* **C., Obturator,** a canal in the ilium transmitting the obturator nerve and vessels. **C., Olfactory,** in the embryo, the nasal fossæ at an early period of development. **C., Omphalo-mesenteric,** in the embryo, a canal that connects the cavity of the intestine with the umbilical vesicle. **C., Optic.** See *Optic Foramen.* **C., Orbital, Anterior Internal.** See *C., Ethmoidal, Anterior.* **C., Orbital, Posterior Internal,** the posterior of two canals formed by the ethmoid bone and the orbital plate of the frontal. It transmits the posterior ethmoidal vessels. **C., Palatine, Accessory Posterior,** one or two canals in the horizontal plate of the palate bone, near the groove entering into the formation of the posterior palatine canal. **C., Palatine, Anterior,** formed by the union of the incisive canals; it opens on the palate behind the incisor teeth. **C., Palatine, Descending.** See *C., Palato-Maxillary.* **C., Palatine, External, Small,** a small canal in the pyramidal process of the palate bone, close to its connection with the horizontal plate. It transmits the external palatine nerve. **C., Palatine, Posterior.** See *C., Palato-maxillary.* **C., Palatine, Smaller.** See *C., Palatine, Posterior.* **C., Palatine, Superior,** one formed by the palate bone and the superior maxilla, transmitting the large palatine nerve and blood-vessels. **C., Palato-maxillary,** one formed by the outer surface of the palate bone and the adjoining surface of the superior maxilla. It transmits the large palatine nerve and blood-vessel. **C., Paragastric,** in the *Ctenophora*, one that branches off on each side of the funnel, and terminates near the oral extremity of the funnel. **C., Parturient,** the channel through which the fetus passes in parturition, including the pelvic canal, and the uterus and vagina considered as a single canal. **C., Pelvic,** the canal of the pelvis, from the superior to the inferior strait. **C., Pericardio-peritoneal,** in some of the lower vertebrates; canals connecting the pericardium and the peritoneal cavity. **C., Perigastric,** in the *Hydrozoa*, two canals running parallel to the stomach, from the infundibulum, and terminating in culs-de-sac near the mouth. **C., Peritoneal,** in the *Plagiostomata*, etc., two canals leading from the peritoneal cavity, one to each side of the cloaca. **C., Perivascular,** the circumvascular lymph spaces. **C. of Petit.** Properly, a space, intersected by numerous fine interlacing fibers, existing between the anterior and posterior laminae of the suspensory ligament of the crystalline lens. It extends from the periphery of the lens, nearly to the apices of the ciliary process, and transmits the secretion from the posterior chamber. **C., Petro-mastoid,** a small canal not always present, situated at the angle of union between the mastoid and petrous bones. It transmits a small vein from the middle fossa of the skull to the transverse sinus. **C., Petrosal,** two canals

on the upper surface of the petrous portion of the temporal bone, transmitting the large and small superficial petrosal nerves. **C., Plasmatic.** 1. An Haversian canal. 2. In the *Fimbria*, canals given off from the longitudinal vessels, containing a homogeneous fluid which is supposed to serve for the nutrition of the animal. **C., Poison,** in snakes, the canal in the poison fang, serving for the exhalation of the venom. **C., Pore.** See *C. Pore*. **C., Porous,** in the ovule, supposed to serve for the entrance of the spermatozooids in fecundation. **C., Portal.** See *Infraorbital, Vidian*. **C., Preputial,** in the lower animals, the sheath of the penis. **C., Primitive,** the neural canal of the embryo. **C., Prosodal,** in sponges, a canal connecting the chamber with the prosopyle. **C., Pseudostomatous,** the processes of branched cells that extend from a sub-epithelial or endothelial layer to the free surface, their free ends forming the pseudostomata. **C., Pterygoid.** See *C. Vidian*. **C., Pterygo-palatine,** one formed by the root of the internal pterygoid plate of the sphenoid bone and the sphenoidal process of the palate bone. It transmits the pterygo-palatine vessels and nerve. **C., Pulmo-aortic.** See *Prætor artorius*. **C., Radial,** in the *Crustacea*, two canals that branch off laterally from the funnel. Each divides into two (the secondary radial), which themselves divide into two (the tertiary radial), which open into the etempophoral canals. **C. of Recklinghausen,** minute channels supposed to exist in all connective tissue, which are directly continuous with the lymphatic vessels, and hence may be said to form their origin. **C. of Reissner.** See *C. Membranum*, of the *Cochlea*. **C., Resin.** See *C. Resiniferus*. **C., Resiniferous,** a canal in which resin is secreted. **C., Rhachidian.** See *C. Vertebral*. **C. of Rivinus,** the duct of the sublingual gland. **C. of Rosenthal.** See *C. Spiral*, of the *Modiolus*. **C., Sacculo-cochlear,** one connecting the sacculus and the cochlea. **C., Sacculo-utricular,** one connecting the sacculus and the utricle. **C., Sacral,** the continuation of the vertebral canal in the sacrum. **C., Sand.** See *C. Madregoric*. **C., Santorini's.** See *C. of Bernard*. **C. of Schlemm,** an irregular space or plexiform series of spaces occupying the sclero-corneal region of the eye; it is regarded by some as a venous sinus, by others as a lymph-channel. **C., Secretory,** an interspace between the cells of vegetable tissue, lined with special cells, secreting various products such as oils, balsams, gum-resins, etc. **C., Semicircular,** bony canals of the labyrinth of the internal ear. They are three in number, the *external, anterior,* and *posterior*, and contain the *membranous ampullar canals*. **C., Semicircular, Anterior.** See *C. Semicircular, Superior*. **C., Semicircular, Anterior Vertical.** See *C. Semicircular, Superior*. **C., Semicircular, External,** that one of the semicircular canals of the labyrinth having its plane horizontal and its convexity directed backward. **C., Semicircular, Frontal.** See *C. Semicircular, Superior*. **C., Semicircular, Horizontal.** See *C. Semicircular, Anterior*. **C., Semicircular, Inferior.** See *C. Semicircular, Posterior*. **C., Semicircular, Inferior Vertical.** See *C. Semicircular, Posterior*. **C., Semicircular, Inner.** See *C. Semicircular, Posterior*. **C., Semicircular, Internal.** See *C. Semicircular, Posterior*. **C., Semicircular, Lateral.** See *C. Semicircular, External*. **C., Semicircular, Ossous.** See *C. Semicircular*. **C., Semicircular, Posterior,** that one of the semicircular canals having its convexity directed backward, and its plane almost parallel to the posterior wall of the pyramid. **C., Semicircular, Posterior Vertical.** See *C. Semicircular, Posterior*. **C., Semicircular, Sagittal.** See *C. Semicircular,*

Posterior. **C., Semicircular, Superior,** that one of the semicircular canals having its convexity directed toward the upper surface of the pyramid. **C., Seminal,** the seminiferous tubules. **C., Serous,** any minute canal connected with the lymph vessels and supposed to be filled with lymph. **C., Sheathing,** the communication between the cavity of the tunica vaginalis of the testicle and the general peritoneal cavity. It soon closes in man, leaving the tunica vaginalis a closed sac. **C., Side,** blind canals in the ventral skin of amphioxus, supposed to have a urinary function. **C., Spermatic.** 1. The vas deferens. 2. The inguinal canal in the male. **C., Spheno-palatine.** See *C. Pterygo-palatine*. **C., Spinal.** See *C. Vertebral*. **C., Spiral,** of the *Cochlea*, one that runs spirally around the modiolus, taking two turns and a half, diminishing in size from the base to the apex, and terminating in the cupola. **C., Spiral,** of the *Modiolus*, a small canal winding around the modiolus of the base of the lamina spiralis. **C., Spiroid,** of the *Temporal Bone.* See *Aqueduct of Fallopius*. **C. of Stenson.** See *Stenson's Duct*. **C., Sternal,** in the *Crustacea*, one formed by the union of the meso-phragms of the endosternites. **C. of Stiebel,** in certain Mollusca the embryonic renal organ. **C. of Stiega.** See *C. of Laurer*. **C. of Stilling.** See *C. Hyaloid*, and *C. Central*, of *Spinal Cord*. **C., Stone.** See *C. Madregoric*. **C., Suborbital.** See *C. Infraorbital*. **C., Supraorbital,** one at the upper margin of the orbit. It transmits the supraorbital artery and nerve. **C., Temporal.** See *C. Zygomatico-temporal*. **C., Temporo-malar.** See *C. Zygomatico-temporal*. **C., Thoracic,** the thoracic duct. **C., Tympanic,** one that opens on the lower surface of the petrous bone, between the carotid canal and the groove for the internal jugular vein. It transmits Jacobson's nerve. **C., Urethro-sexual,** in some mammals the vagina and urethra combined. **C., Urinary,** the urethra. **C., Uro-genital.** See *Urogenital Sinus*. **C., Uterine,** the canal of the uterus, including the body and neck. **C., Utero-cervical,** the cavity of the cervix uteri at the time of labor. **C., Uterovaginal.** 1. The common canal formed by the uterus and vagina. 2. In embryology, the duct of Müller. **C., Vaginal,** the canal of the vagina. **C., Vascular.** See *C. Haversian*, and *C. Cartilage*. **C., Vector,** the oviduct. **C., Venous,** the ductus venosus. **C., Vertebral,** the canal formed by the vertebrae. It transmits the spinal cord and its membranes. **C., Vertebrarterial,** the osseous canal through which the vertebral artery runs. **C., Vestibular.** See *C. Incurrent*. **C., Vidian,** a canal of the sphenoid bone at the base of the internal pterygoid plate, opening anteriorly into the spheno maxillary fossa, and posteriorly into the foramen lacerum. It transmits the Vidian nerve and vessels. **C., Vitelligene,** in comparative anatomy, canals leading to the vitelligene glands. **C., Vitellin,** a supposed canal leading from the central cavity of the vitellus, in birds' eggs, to the cicatricula. **C., Vulvar,** the vestibule of the vagina. **C., Vulvo-uterine,** the vagina. **C., Vulvo-vaginal.** 1. The vagina and the vulva considered as a single canal. 2. The orifice of the hymen. **C., Water-vascular.** See *C. Aquiferous*. **C. of Wharton.** See *Wharton's Duct*. **C., White,** of *Malpighi*, in insects, two white convoluted urinary tubules opening into the large intestine. **C. of Wirsung,** the pancreatic duct. **C. of Wolff.** See *Wolffian Duct*. **C., Yellow,** of *Malpighi*, in insects, two yellowish convoluted tubes opening at the junction of the stomach and intestine; they are regarded as urinary. **C., Zygomatic.** See *C. Zygomatico-temporal* and *C.,*

- Zygomatico-facial. C.*, **Zygomatico-facial**. See *C. Malar. C.*, **Zygomatico-temporal**, the temporal canal of the malar bone, running from its orbital to its temporal surface. It transmits a branch of the superior maxillary nerve.
- Canalicular** (*kan-al-ik'-u-lar*) [*canalis*, a channel]. In biology, canal-shaped.
- Canaliculization** (*kan-al-ik-u-liz-a'-shun*) [*canaliculus*, a little canal]. The formation of canaliculi, as in bone, or as in calcified cartilage.
- Canaliculus** (*kan-al-ik'-u-lus*) [L.: *pl.*, *Canaliculi*]. A small canal; especially that leading from the punctum to the lachrymal sac of the eye; and in the plural, the minute canals opening into the lacunae of bone. See *Bone*.
- Canalization** (*kan-al-iz-a'-shun*) [*canalis*, a canal]. 1. The formation of canals, as in tissues, etc. 2. A system of wound-drainage without tubes. **C. of the clot**, formation of a channel through a clot in a vessel for the passage of the blood-current, occurring from the 50th to the 70th day after ligation. See *Cells, Vasifactive*.
- Canarin** (*kan'-ar-in*). See *Pigments, Conspectus of*.
- Canarium** (*kan-a'-re-um*) [E. Ind., *canari*]. A genus of burseraceous trees and shrubs of warm regions. **C.**, **commune** affords a part (at least) of the manilla elemi, and also a balsam resembling copaiba. Other species yield similar products.
- Canatillo** (*kah-nah-tel'-yo*). See *Tipopote*.
- Canellate** (*kan'-sel-at*) [*canellare*, to provide with a lattice]. Reticulated, or characterized by latticed lines, as the spongy tissue of bones, or certain leaves consisting entirely of veins.
- Cancellation** (*kan-sel-a'-shun*) [*canelli*, lattice-work]. The quality of being canellate; cancellous structure.
- Cancellous** (*kan'-sel-us*) [*canelli*, lattice-work]. Resembling lattice-work. **C. Tissue**. See *Tissue*.
- Canellus** (*kan'-sel-us*) [*canelli*, lattice-work]. A space, or unit of structure, in cancellous bone; any one of the minute divisions in spongy bone. The spongy, lattice-work texture of bone.
- Cancer** (*kan'-ser*). See *Carcinoma. C.*, **Alveolar**, a carcinoma with an alveolar structure. **C. aquaticus**. Synonym of *Stomatitis, Gangrenous. C.-bandage*, a crab-shaped bandage; a split-cloth of eight tails. **C.-cell**, a peculiar cell sometimes seen in adenoid cancer and in sarcoma. It was formerly thought to be pathognomonic of the malignant quality of a tumor. **C.**, **Clay-pipe**. See *C.*, *Smokers'*. **C.**, **Colloid**, one containing colloid material. **C. en cuirasse**, disseminated lenticular cancer of the skin. **C.-juice**, the milky fluid yielded by the cut surface of a hard cancer on scraping. **C.**, **Melanotic**, a malignant pigmented form. **C.**, **Smokers'**, epithelioma of the lip due to the irritation of a pipe. **C.-root**, a name of *Epiphegus virginiana, Aphyllon uniflorum, Conopholis americana* and other plants vaunted as cancer-cures. The above are all either root-parasites or saprophytes. Unof. See *Aphyllon. C.-r. Beech-drop*, a name for a plant used as a local application for cancer. **C.-weed**, *Prenanthes alba*, a plant. **C.-wort**, *Linuria spuria* and *L. clatine*, European herbs.
- Cancerate** (*kan'-ser-at*) [*karkivoc*, a crab]. To become cancerous; to be developed into a cancer.
- Canceration** (*kan-ser-a'-shun*) [*karkivoc*, a crab]. Development into a cancer; the assumption of malignant qualities by a tumor.
- Cancerous** (*kan'-ser-us*) [*karkivoc*, a crab]. Having the qualities of a cancer; malignant.
- Canchalagua** (*kan-cha-lá'-gwah*) [Sp.]. A Spanish-American name for various plants, chiefly of the genus *Erythraea*, (as *E. chilensis, E. venusta, E. trichantha*). They are bitter tonics, with the qualities of gentian. Unof.
- Canchasmus** (*kan-kaz'-mus*) [*καγκασμός*, loud laughter]. Hysterical or immoderate laughter.
- Cancriform** (*kanz'-krif-orm*) [*cancer*, a crab; *forma*, form]. Resembling a cancer in appearance.
- Cancrisocial** (*kanz-kris-a'-shal*) [*cancer*, a crab; *socialis*, a companion]. In biology, a communitistic association of sea-anemonies, sponges, molluscs, etc. on the shell inhabited by a hermit crab.
- Cancrivorous** (*kanz-krič'-o-rus*) [*cancer*, a crab; *vorare*, to eat]. Applied to animals that feed upon crabs.
- Cancroid** (*kanz'-kroid*) [*cancer*, a crab]. Cancer-like; semi-malignant. **C. Ulcer**. See *Rodent Ulcer*.
- Cancroin** (*kan'-kro-in*) [*cancer*, a crab]. A substance (said to be identical with neurin), introduced by Adamkiewicz as a material for hypodermatic injection in cases of malignant disease, it being regarded by him as an alexin destructive of cancer-tissue.
- Cancrophagous** (*kanz-kroff'-ag-us*) [*cancer*, a crab; *phagiv*, to eat]. Same as *Cancrivorous*.
- Cancrum** (*kanz'-krum*) [L., "a cancer"]. A cancer or rapidly-spreading ulcer. **C. Oris**, also called *Canker of the Mouth, Gangrenous Stomatitis, Noma, Gangrenous Ulceration of the Mouth*. It is a disease of childhood between the ages of one and five, characterized by the formation of foul, deep ulcers of the buccal surfaces of the cheeks or lips. There is but slight pain, but the prostration is great, and death usually results from exhaustion or blood-poisoning. The disease is generally the result of poor hygienic surroundings acting upon a debilitated system. **C. Nasi**, gangrenous rhinitis of children.
- Candela** (*kan-de'-lah*) [*candere*, to glow]. 1. A medicated candle for fumigation. 2. A wax bougie.
- Candle** (*kan'-dl*) [*candela*, a candle]. A taper; a bougie. **C.-berry**, the bay-berry, *Myrica corifera*, or its waxy fruit, from which a greenish wax is obtained. See *Myrica. C.-fish Oil*. See *Eulachoni Oleum. C.-foot*. See *Unit Quantity of Light. C.-house*, an establishment in which candles are manufactured. **C.-power**, in photometry, the candle-power of a lamp is measured by the ratio of the illumination of the light considered to that of a standard candle, both sources being at the same distance from the object illuminated.
- Cane Sugar** (*kān-shug'-ar*). See *Saccharum*.
- Canella** (*kan-el'-ah*) [dim. of *Canna*, a reed]. The bark of *C. alba* deprived of its corky layer and dried. It is a native of the West Indies and is an aromatic tonic and bitter stomachic. Dose of the powdered bark, gr. xv-xxx. Official in the B. P.
- Canelle-Brown**. Same as *Phenylene Brown*.
- Canescent** (*kan-es'-ent*) [*canus*, white or hoary]. In biology, applied to the gray, hoary or white plumage or fur of animals and to the pubescence of plants.
- Canestrini, Bacillus of**. See *Bacteria*.
- Canine** (*ka'-nin* or *ka-nin'*) [*canis*, a dog]. Partaking of the nature of, relating to, or resembling a dog, or the sharp tearing-teeth of mammals, located between the incisors and the molars. **C. Appetite**, bulimia, *q. v.* **C. Eminence**, a prominence on the outer side of the upper maxillary bone. **C. Fossa**. See *Fossa. C. Laugh*, a sardonic smile, or grin. **C. Madness**, rabies, hydrophobia. **C. Muscle**, the levator anguli oris. See *Muscles, Table of. C. Teeth, dentuli canini; cynodontes; dentes lanarij; dents angulaires; cuspidati; conoides; eye-teeth. The cuspid teeth next to the lateral incisors; so called from their resemblance to a dog's teeth.*

Caniniform (*kan-in'if-orm*) [*innus*, pertaining to the dog; *forma*, shape]. Applied to teeth resembling canines.

Canis (*kan'is*) [L., "a dog"]. 1. The dog. 2. A genus of animals. **C. rabiosa**. Synonym of *Hydrophobia*.

Canties (*kan'it'-es*) [Lat.]. Poliosis; hoariness; hair blanching; Trichomonis cana; Trichomonis discolor; a premature or senile, partial or universal decolorization of the hair, the change varying from black or brown through every gradation to the whiteness of wool. This change may be physiologic or pathologic, gradual or rapid, general or confined to localized patches.

Canker (*kan'ker*) [*ancorion*, a cancer]. An ulceration of the mouth, or any ulceroous or gangrenous sore; cancrum oris; in farinicy, a fetid abscess of the horse's foot. See *Can-rion Oris*. **C.-rash**. Synonym of *S. m. l. P. r.*

Canna (*kan'na*) [*sava*, a cane]. A genus of large-leaved marantaceous plants. **C. indica**, has an acrid and stimulant root; it is alterative, diuretic and diaphoretic. Unof. The rhizome of *C. speciosa* affords *canna-root*, or tous-les-mois, a good substitute for true arrow-root. **C. Starch**. See *Tous-les-mois*.

Cannabene (*kan'ab-en*). See *Cannabis*.

Cannabin. See *Cannabis*.

Cannabinin (*kan-ab'in-in*) [*cannabis*, hemp]. A volatile alkaloid from cannabis indica.

Cannabinon, Cannabinone (*kan-ab'in-on*) [*cannabis*, hemp]. An amorphous bitter resinoid from Indian hemp, used as an hypnotic. Dose 1 to 3 grains. Unof.

Cannabis (*kan'ab-is*) [L.]. Hemp. Indian hemp. The flowering tops of *C. sativa*, of which there are two varieties, *C. indica* and *C. americana*, the former being the more potent. They contain a resin, *cannabin*, and a volatile oil, from which are obtained *Cannabene* $C_{10}H_{16}$, a light hydrocarbon, and *Hybrid of Cannabene*, a crystalline body. It is an antispasmodic, anesthetic, narcotic, and a powerful aphrodisiac. In large doses it produces mental exaltation, intoxication, and a sensation of double-consciousness. It is a valuable hypnotic in delirium tremens, and is useful for painful affections of the bladder and for functional impotence. *Bhang*, *Gumrah*, *Charva*, and *Hashish* are the various Indian names by which the drug is known. Strychnin and furadism are antagonistic. **C. Indica, Ext.**, dose gr. ʒj-ʒj. **C. Ind., Ext.Fld.**, an alcoholic preparation. Dose ʒj-v. **C. Ind., Tinct.**, contains 15 per cent. of the drug. Dose ʒjxx-ʒj. **Cannabin Tannate**, the tannate, a glucosid. Dose as a hypnotic gr. v-x.

Cannabism (*kan'ab-izm*) [*cannabis*, hemp]. The habitual use of Cannabis indica; ill-health caused by the misuse of Cannabis indica.

Cannabist (*kan'ab-ist*) [*cannabis*, hemp]. A devotee to the use of Cannabis indica.

Cannel Coal (*kan'el-kul*). See *Coal*.

Cannoid (*kan'oid*) [*sava*, a reed; *idoc*, form]. Either, as the deletion of certain radiolarians.

Cannon-bone (*kan'n-bon*). One of the functional and complete metacarpal or metatarsal bones of a hoofed animal, supporting the weight of the body upon the foot.

Cannula (*kan'nul-a*) [dim. of *canna*, a tube]. A surgical instrument consisting of a tube or sheath obliquely inserted into a substance. It is used for tapping and draining tumors and cavities.

Cannulated (*kan'nul-ud*) [*cannula*, a little tube]. Made to allow, as a cannulated needle.

Canguin's Paste. A paste of flour, water, and zinc chloride; it is a powerful escharotic.

Cantani's Diet. An exclusive meat-diet in diabetes.

Canterbury Bell (*kan'ter-ber-e bel*). See *Campanula*.

Cantering Rhythm (*kan'ter-ing ritim*). See *Bruit de Galop*.

Canthal (*kan'thal*) [*κάνθος*, a canthus]. Relating to a canthus.

Cantharisis (*kan-thar-it'-as-is*) [*κάνθαρος*, a kind of beetle]. A term proposed by Hope for the diseases that originate from the presence in the body of coleopterous insects or their larva.

Cantharidal (*kan-thar'id-al*) [*κάνθαρις*, a blistering fly]. Relating to or containing cantharides.

Cantharides (*kan-thar'id-ēs*). Plural of *Cantharis*.

Cantharidin (*kan-thar'id-in*) [*κάνθαρις*, a blistering fly], $C_{10}H_{12}O_4$. The bitter principle contained in Spanish flies and other insects; it crystallizes in prisms or leaflets, and melts at 218°. It has an extremely bitter taste, and produces blisters on the skin. See *Cantharis*.

Cantharidism (*kan-thar'id-izm*) [*κάνθαρις*, a blistering fly]. Cantharidal poisoning.

Cantharis (*kan'thar-is*) [*κάνθαρις*, a blistering fly; *pl.*, *Cantharides*]. Spanish Fly. The dried body of a species of beetle, *C. vesicatoria* (nat. ord. *Coleoptera*). It contains a powerful poisonous principle, *cantharidin*, $C_{10}H_{12}O_4$. Locally applied, cantharis is a rubefacient and vesicant; internally it is an irritant, causing gastralgia and vomiting. In toxic doses it produces severe gastro-enteritis, strangury, and priapism. It is used chiefly as an external counter-irritant in the form of "blisters." **C., acetum** (B. P.), of the strength of ʒij to ʒj. **C., Ceratum**, cantharides 32, yellow wax 18, resin 18, lard 22, oil of turpentine 15. **C., Ext.**, **Ceratum**, cantharides 30, resin 15, yellow wax 35, lard 35, alcohol q. s. **C., Charta**, cantharides 1, Canada turpentine 1, olive-oil 4, spermaceti 3, white wax 8, water 10 parts. **Charta epispastica** (B. P.), blistering-paper (white wax, spermaceti, olive-oil, resin, Canada balsam, cantharides, distilled water). **Collodium cantharidatum**, cantharides 60, flexible collodion 85, chloroform q. s. **C. cum picis emplastr.**, *Warming Plaster*, Burgundy pitch 92, cerat. canthar. 8 parts. **Emplastrum calefaciens** (B. P.), cantharides, expressed oil of nutmeg, yellow wax, resin, resin-plaster, soap-plaster, boiling water. **C., emplastrum** (B. P.), cantharides, yellow wax, prepared suet, prepared lard, resin. **C., liniment.**, cantharides 15, oil of turpentine q. s. ad 100. **C. Tinct.**, contains 5 per cent. of the drug. Dose ʒj-xx. **C., unguent.** (B. P.), cantharides, yellow wax, olive oil.

Canthectomy (*kan-thek'to-mē*) [*κάνθος*, canthus; *ἐκτομή*, a cutting out]. Excision of a canthus.

Canthitis (*kan-thi'tis*) [*κάνθος*, canthus; *ίτις*, inflammation]. Inflammation of a canthus.

Cantholysis (*kan-thol'-is-is*) [*κάνθος*, canthus; *λύσις*, a loosening]. Canthotomy with section of the external canthal ligament.

Canthoplastic (*kan-tho-plas'tik*) [*κάνθος*, the canthus; *πλαστική*, to form]. Relating to canthoplasty.

Canthoplasty (*kan'tho-plas'tē*) [*κάνθος*, the angle of the eye; *πλαστική*, to form]. A surgical operation for increasing the size of the palpebral fissure by cutting the outer canthus.

Canthorraphy (*kan-thor'-a-fē*) [*κάνθος*, canthus; *ράφή*, a seam]. A surgical operation to reduce the size of the palpebral fissure by suture of the canthus.

Canthotomy (*kan-thot'-o-mē*) [*κάνθος*, canthus; *τομή*, a cutting]. Surgical division of a canthus.

Canthus (*kan'thus*) [*κάνθος*, canthus]. The inner or outer angle formed by the juncture of the eyelids.

Cantus galli (*kan'tus gal'l-i*) [L., "cock-crowing"]. Same as *Child-crowing*.

Canula (*kan'-u-luh*). See *Cannula*.

Canutillo (*kahn-oo-tell'-yo*). See *Tiropote*.

Caoutchouc (*koo-chook'*) [S. American]. India-rubber. The chief substance contained in the milky juice that exudes upon incision of a number of tropical trees belonging to the natural orders *Euphorbiaceae*, *Artocarpaceae*, and *Apocynaceae*. The juice is a vegetable emulsion, the caoutchouc being suspended in it in the form of minute transparent globules. When pure, caoutchouc is nearly white, soft, elastic, and glutinous; it swells up in water without dissolving; the best solvents are carbon disulphid and chloroform. It melts at about 150° C., and decomposes at 200° C.

Capacity (*kap-as'-it-e*) [*capacitas*, capacity]. Mental receptivity; passive (or active) mental capability; moral or legal responsibility.

Capax Doli (*ka'-paks do'-li*). See *Doli Capax*.

Capelina (*kap-el'-i-nah*). See *Capistrum*.

Capeline (*kap'-el-in*). See *Bandage*.

Capeman's Method. See *Treatment, Methods of*.

Caper (*ka'-per*). See *Capparis*.

Capiat (*ku'-pe-at*) [L., "let it take"]. An instrument intended for use in removing remnants of the placenta, polyp, or the like, from the uterine cavity.

Capillaire (*kap-il'-ar'*) [Fr.]. The plant *Adiantum capillus veneris*, a species of maiden-hair fern; also a cough-syrup prepared from the same. See *Adiantum*.

Capillarity (*kap-il'-ar'-it-e*) [*capillus*, a hair]. Capillary attraction: the force that causes fluids to rise in fine tubes or bores, or in very thin chinks. In an electric battery, the disturbing effects of the proper action of a voltaic cell caused by capillary action.

Capillary (*kap-il'-a-re*, or *kap-il'-ar-e*) [*capillus*, a hair]. 1. A minute blood-vessel connecting the smallest ramifications of the arteries with those of the veins. Also a very minute fissure of the skull. Also the intercellular biliary passages. 2. Hair-like: relating to a hair, or to a hair-like filament, or to a tube with a hair-like bore. C. **Attraction** capillarity. C. **Bronchitis**. See *Bronchitis*. C. **Embolism**. See *Embolism*. C. **Fissure**, C. **Fracture**, a linear fracture, without displacement. C. **Nevus**. See *Nevus Vascularis*. C. **Pulse**, a visible change of color or an artificial blush in aortic regurgitation. C. **Vessels**, the capillaries. **Capillaries**, Meigs's, branching capillaries discovered by A. V. Meigs in the human heart. C., **Pulmonary**, a name used to designate the plexuses beneath the mucous membrane, on the walls and septa of the alveoli of the lungs.

Capilli (*kap-il'-i*) [Plural of *Capillus*, hair]. In biology, applied to the hairs on the front and top of an insect's head.

Capilliculture (*kap-il'-e-kul-chür*) [*capillus*, hair; *cultura*, culture]. Systematic treatment for the improvement or restoration of the hair.

Capilliculus (*kap-il-ik'-u-lus*) [dim. of *capillus*: *pl.*, *Capilliculi*]. Any one of the very smallest of the capillary vesicles.

Capillifolious (*kap-il-if-ö'-lo-us*) [*capillus*, hair; *folium*, a leaf]. Characterized by hair-like leaves.

Capilliform (*kap-il'-if-orm*) [*capillus*, hair; *forma*, form]. Hair-shaped.

Capillitium (*kap-il-ish'-e-um*) [*capillus*, the hair]. In biology, the hair-like threads within the spore-cases of many fungi.

Capillus (*kap-il'-us*) [L.: *pl.*, *Capilli*]. A hair; the hair of the head.

Capistrum (*kap-is'-trum*) [L., a muzzle or halter: *pl.*, *Capistra*]. 1. A bandage for the head or for the lower jaw. Called also *Capelina*. 2. In biology, a mask or hood-like coloration of the face and part of the head in certain birds.

Capital (*kap'-it-al*) [*caput*, the head]. 1. Pertaining to the head, or to the summit of a body or object. 2. Of great importance; as a capital operation in surgery.

Capitalis reflexa (*kap-it-al'-lis re-refs'-ah*). A recurrent bandage for a stump.

Capitate (*kap'-it-at*) [*caput*, head]. In biology, having a head or a head-like termination.

Capitellate (*kap-it-ell'-at*) [*capitellum*, a little head]. In biology, bearing small heads.

Capitellum (*kap-it-ell'-um*) [dim. of *caput*]. The rounded, external surface of the lower end of the humerus.

Capitulivium (*kap-it-ell'-ve-um*) [*caput*, head; *vere*, to wash]. A washing or bathing of the head; a wash for the head.

Capitopedal (*kap-it-o-ped'-al*) [*caput*, a head; *ped*, foot]. In biology, pertaining to or near the junction of the head and foot.

Capitular (*kap-il'-u-lar*) [*caput*, head]. Pertaining to a capitulum or head. C. **Process** of a vertebra, one with which the head of a rib articulates.

Capitulum (*kap-il'-u-lum*) [*capitulum*, a small head]. In anatomy and biology, the enlarged terminal portion of an organ, plant, or animal, as the head of a bone; the enlarged free portion of a stalked animal; the knobbed end of an antenna or of an insect's poisoner; a dense cluster or head of flowers, leaves, or spores in plants. C. of **Santorini**, a small elevation on the apex of the arytenoid cartilage corresponding in position to the posterior extremity of the vocal band.

Cappa (*kap'-ah*). The ectocinereal lamina of the mesencephal.

Cappagh Brown. See *Pigments, Conspectus of*.

Capparis (*kap'-ar-is*) [L., the caper-bush]. A genus of shrubs including the caper-bush, *C. spinosa*. Its flower-buds (capers) are pickled, or made into a piquant sauce. The bark of the root and the flowers are official remedies in some countries (as Spain); it is diuretic, cathartic, depurative, stimulant. Unof.

Cappazwoli's Test. See *Tests, Table of*.

Capped Elbow (*kap-ell'-bow*). See *Shoe-boil*.

Capped Hock (*kap-d' hok*). In farriery, the development of a bruise at the point of the hock of a horse, with the formation of an hygroma, the result of rubbing or striking that part against the partition of the stall.

Capped Knee (*kap-d' ne*). A dropsical collection in the bursa in front of the knee-joint of the horse.

Capranica's Tests. See *Tests, Table of*.

Caprantilopine (*kap-ran-till'-o-pin*) [*capra*, a she-goat; *antilopinus*, antelope]. Uniting the characters of a goat and an antelope.

Capre (*kap'-er*). See *Mulatto*.

Capreolar (*kap-re'-o-lar*). **Capreolary** (*kap'-re-o-lar-ri*), **Capreolate** (*kap'-re-o-lat*) [*capreolus*, a tendril]. In biology, climbing, furnished with tendrils; in anatomy resembling tendrils, as the spermatic vessels, *vas. capreolaria*. C. **Vessels**, the spermatic vessels, from their twined and twisted appearance.

Capreolus (*kap-re'-o-lus*) [*capreolus*, a wild goat; a tendril of a plant]. 1. A buck or he-goat. 2. The tendril of a plant.

Capric Acid (*kap'-rik as' id*). See *Acid*.

Caprification (*kap-rif-ik'-a-shun*) [*caprificus*, the wild-fig tree]. In biology, the process of hastening fertilization and ripening of cultivated figs by the introduction of gall-insects, by hanging a branch of the wild fig in the tree, or planting a wild fig in the midst of the fig orchard.

Caprify (*kap'-rif-i*) [*caprificus*, the wild-fig tree]. To fertilize by means of *Caprification*, *q. v.*

Capriloquium (*cap-ril-o-kuum*) [*caper*, a goat; *loqui*, to speak]. Same as *Lophium*.

Caprin (*kap-ro-n*) [*capra*, a goat]. An oily and flavoring constituent of butter; glyceric caprate.

Caproic Acid (*kap-ro-ik-aid*). See *Acid*.

Caprolactone (*kap-ro-lak-ton*) [*capra*, a goat; *la*, milk]. $C_6H_{10}O_2$. A compound obtained from brom-caproic acid on reacting the latter with water. It is a liquid boiling at 230°.

Caprone (*kap-ro-n*) [*capra*, a goat]. $C_{11}H_{22}O_2$. Caproic ketone; a clear, volatile oil found in butter, and forming the large part of the oil of rue.

Caproylamin (*kap-ro-yi-lamin*) [*capra*, a goat; *amin*]. $C_9H_{17}N$. N-hexylamin. A ptomaine found in the putrefaction of yeast.

Caprylic Acid (*kap-ri-ik-aid*). See *Acid*.

Capsella (*kap-sel-ah*) [dim. of *capsa*, a box]. The leaves and stems of *Crucifera pastoris*, common in temperate climates. It is considered an excellent hemostatic and antiscorbutic, and is slightly stimulant and astringent. Unof. **C. bursa pastoris**. See *Staph.*

Capsicin (*kap-si-sin*, $C_9H_{15}O_2$). The active principle of Cayenne pepper. It is a thick, yellowish-red substance, scarcely flowing at ordinary temperatures, but becoming very limpid if warmed. See *Capsicum*.

Capsicol (*kap-si-kol*) [*capsicum*, oleum, oil]. A red oil of unstable from the oleo-resin of capsicum.

Capsicum (*kap-si-kuum*) [*capra*, a box; *gen.*, *Capsici*]. Cayenne Pepper. The fruit of *C. fastigiatum*, native to tropical Africa and America. Its odor and hot taste are due to a volatile oil, *capsicin*, $C_9H_{15}O_2$, which is irritant to the skin and mucous membranes. Internally, it is a stomachic tonic, diuretic and aphrodisiac. It is useful in atonic dyspepsia, flatulent colic, and in intermittent fever. **C.**, **emplastrum**, prepared from the oleo-resin and resin plaster. **C.**, **Ext. Fld.** Dose $\mathfrak{m}v-5j$. **C.**, **linimentum**, **I** in 10, for chest affections, rheumatism, etc. **C.**, **Oleo-resin**, **Ethereal**. Dose $\mathfrak{m}j-v$. **C.**, **Tinct.**, contains 5 per cent. of capsicum. Dose $\mathfrak{m}x-5j$.

Capsitis (*kap-si-tis*). Same as *Capsulitis*.

Capsula (*kap-sul-ah*) [*capsula*, a small box]. The internal capsule of the brain; it is the thick layer of fibers between the caudatum and thalamus mesad and the lenticula laterad; it is continuous with the crura cerebri, and its expansion is called the *corona*.

Capsular (*kap-sul-ah-ri*) [*capsula*, a small box]. Pertaining to a capsule. **C. Artery**, the middle suprarenal artery. See *Arteries*, *Table of*. **C. Ligament**, the sac or membranous bag that surrounds every movable joint or articulation. It contains the synovial fluid. **C. Vein**, the supra-renal vein. See *Vein*.

Capsule (*kap-sul-ah*) [dim. of *capra*, a chest]. A tunic or bag that encloses a part of the body or an organ. In biology, the investment of a part or organ, as a dehiscent pod or seed vessel, the egg-case of an insect, the test of a radiolarian. Also, in pharmacy, a small, glass or shell composed of glycerin and gelatin, so called so that the parts fit together like a box and cover. It is used for the administration of nauseous and repulsive medicines. **C.**, **Bonnet's**, the posterior part of the sheath of the eyeball. **C.**, **Bowman's**, *Sclerotica interna*. **C.**, **External**, a layer of epithelial cells forming part of the external boundary of the lenticular nucleus. **C.**, **filler**, a contrivance consisting of a funnel, tube and plunger, or other device, used for introducing medicines into capsules. **C.** of **Glisson**, the cellulose-vascular membrane enclosing the hepatic vessels. **C.**, **Internal**, a layer of nerve-fibers beneath and on the inner side of the optic thalamus and lenticular nucleus, which it separates

from the lenticular nucleus, and containing the continuation upward of the crus cerebri. **C. of the Lens**, a transparent, structureless membrane enclosing the lens of the eye. **C.**, **Malpighian**, the commencement of the uriniferous tubules. See *Malpighian Bodies*. **C.**, **Suprarenal**, the ductless glandular body at the apex of each kidney. **C. of Tenon**, the *tunica vaginalis* of the eye.

Capsuliferous (*kap-sul-ih'-er-us*) [*capsula* a little box; *ferre*, to bear]. In biology, producing capsules.

Capsulitis (*kap-sul-ih'-tis*) [*capsula*, a small box; *itis*, inflammation]. Inflammation of the capsule of the lens, or of the fibrous capsule of the eyeball.

Capsulo-ciliary (*kap-su-lo-sil'-e-a-ri*) [*capsula*, a little box; *cilium*, an eyelid]. Relating to the capsule of the lens and to the ciliary organ.

Capsulogenous (*kap-sul-oh'-eu-us*) [*capsula*, a little box; *gena*, born]. Capsule-producing, as the cocoon or capsule-glands of the earthworm.

Capsulo-lenticular (*kap-su-lo-len-tik'-u-lar*) [*capsula*, a little box; *lenticula*, a lentil]. Relating to the lens and to its capsule.

Capsulo-pupillary (*kap-su-lo-pu'-pil-a-ri*) [*capsula*, a little box; *pupilla*, the pupil of the eye]. Relating to the capsule of the lens and to the pupil.

Capsulotome (*kap-sul-lo-tom*). See *Cystotome*.

Capsulotomy (*kap-su-lot'-o-m*) [*capsula*, a capsule; *temen*, to cut]. The operation of rupturing the capsule of the crystalline lens in cataract-operations.

Captage (*kap-tahj*) [Fr.]. The measure to be applied to a natural spring of water, to secure the entire product of the spring, and the purity of the water, by the prevention of any admixture of deleterious or foreign matter.

Captation (*kap-ta'-shun*) [*capture*, to desire]. The first or opening stage of the hypnotic trance.

Capucin Madder (*kap'-u-sin mad'-er*). See *Pigments*, *Conspectus of*.

Capuron, **Cardinal Points of**. See *Pelvis*.

Caput (*kap'-ut*) [L.]. 1. The head; also the chief part or beginning of an organ. 2. The cephalic or precoxial portion of the caudatum of the prosencephalon. **C. coli**, the head of the colon. **C. cornu posterioris**. Same as *C. gelatinosum*. **C. gallinaginis**. See *Verumontanum*. **C. gelatinosum**, the name given to the translucent gray matter covering the dorso-mesal periphery of the dorsal horn of the spinal cord. It is a nervous substance composed of numerous closely crowded nerve-elements, with an intricate intervening plexus of very fine nerve-fibrils, derived from the dorsal (posterior or "sensory") nerve-roots. **C. medusæ**. See *Medusa*, *Caput*. **C. obstipum**. Synonym of *Wry-neck*. **C. quadratum**, the rectangular head of rickets, flattened upon the top and at the sides, with projecting occiput and prominent frontal bosses. **C. succedaneum**, a tumor composed of a sero-sanguineous infiltration of the connective tissue situated upon the presenting part of the fetus.

Caraboid (*kar'-ab-oid*) [*καρᾶβοε*, a carabus; *eidoc*, form]. In biology, the second larval stage of certain insects.

Carajura (*kar-ah-ju'-rah*) [Brazil]. Same as *Chica Red*.

Caramania Gum. See *Bassora Gum*.

Caramel (*kar'-am-el*) [Fr., burnt sugar]. Cane-sugar deprived of two molecules of water. It is a viscid, brown-colored liquid.

Caranna (*kar-an'-ah*) [Sp., *caraña*]. An aromatic oleo-resin produced by the tree *Protium carana*, of tropical America; it was formerly used in plasters; also a name for similar gummy resins from *Leica altissima*, *Bursera acuminata*, etc., all tropical American trees.

Carapa (*kar'-ap-ah*) [*caraiipi*, a native Guiana name]. A genus of tropical meliaceous trees. **C. guianensis** has an antispasmodic and febrifuge bark, and its seeds afford carapa oil, a protective against insects and vermin. **C. touloucouna**, of W. Africa, and **C. indica**, of Asia, have similar properties. Unof.

Carate (*kah-rah'te*) [S. America]. 1. A skin-disease local in tropical America, marked by blue, brown, scarlet, or rosy patches on the skin; it is usually confined to persons not of the white race. 2. A kind of camphor produced in S. America from the plant *Momordica charantia*.

Carauna (*kar-aw'-nah*). See *Caranna*.

Caraway (*kar'-ah-wa*). See *Carum*.

Carbacidometer (*karb-as-id-om'-et-er*) [*carbo*, a coal; *acidum*, acid; *μετρον*, a measure]. A form of air-terster for estimating the amount of carbonic acid gas in the atmosphere of a room or compartment.

Carbamic Acid (*kar-bam'-ik as'-id*). See *Acid*.

Carbamid (*kar'-bam-id*, or *-mid*) [*carbo*, a coal; *amid*], $\text{CH}_4\text{N}_2\text{O}$. Urea. Amid of carboxyl. It is prepared from urine, and crystallizes in long, rhombic prisms or needles that have a cooling taste. It is soluble in one part of cold water and in five parts of alcohol, but almost insoluble in ether; it melts at 132° ; at a higher temperature it decomposes into ammonia, ammelid, biuret, and cyanuric acid; it is found in urine and in various animal fluids.

Carbanil (*kar'-ban-il*) [*carbo*, a coal; *anilin*], $\text{C}_7\text{H}_5\text{NO}$. Phenyl isocyanate; a compound produced in the distillation of oxanilid. It is a mobile liquid, boiling at 163° , and has a pungent odor, provoking tears.

Carbanilamid (*kar-ban-il'-am-id*) [*carbo*, a coal; *anilin*; *amid*], $\text{C}_7\text{H}_8\text{N}_2$. Phenylurea; prepared by evaporating the aqueous solution of anilin hydrochlorid and potassium isocyanid. It forms needles easily soluble in hot water, alcohol, and ether, and melting at $144\text{--}145^\circ$.

Carbanilid (*kar-ban'-il-id*) [*carbo*, coal; *anilin*], $\text{C}_{13}\text{H}_{12}\text{N}_2\text{O}$. Diphenyl urea; a compound formed by the action of phosgene gas on anilin, or by heating carbanilamid with anilin to 190° . It consists of silky

needles, easily soluble in alcohol and ether, but sparingly soluble in water, and melts at 235° .

Carbasus (*kar'-bas-us*) [*καρβασα*, cotton]. Gauze; thin muslin used in surgery. **C. carbolata** (N. F.), carbolized gauze. **C. iodoformata** (N. F.), iodoform gauze.

Carbazol (*kar'-baz-ol*) [*carbo*, coal; *azotum*, nitrogen], $\text{C}_{12}\text{H}_9\text{N}$. Diphenylimid; a body produced when the vapors of anilin are conducted through a tube heated to redness. It is a by-product in the manufacture of anilin. It dissolves in hot alcohol, ether, and benzene, and crystallizes in colorless leaflets that melt at 238° .

Carbazotate (*kar-baz-ot'-tat*) [*carbo*, a coal; *azotum*, nitrogen]. Same as *Picrate*.

Carbazotic Acid (*kar-baz-ot'-ik*). See *Picric Acid*.

Carbo (*kar'-bo*) [L.]. A coal; charcoal. **C. animalis**, animal charcoal; bone-black; it is used in pharmacy and in manufacturing chemistry largely as a decolorizing-agent and as a filter. **C. animalis purificatus**, purified animal charcoal. **C. ligni**, wood-charcoal; an absorbent, disinfectant, and deodorizer, used in poulticing wounds and dressing ulcers. Given powdered, in capsules, it relieves gastric irritation.

Carbohydrate (*kar-bo-hi'-drät*) [*carbo*, coal; *ιδωρ*, water]. An organic substance containing six carbon atoms or some multiple of six, and hydrogen and oxygen in the proportion in which they form water; that is, twice as many hydrogen as oxygen atoms. The carbohydrates form a large group of interesting organic compounds, and may be arranged into three groups: the *glucoses* (*monoses*); the *disaccharids*, or *sugars*; and the *polysaccharids*. The *glucoses* are the aldehyd-derivatives or ketone-derivatives of the hexahydric alcohols, into which they may be converted by the absorption of two hydrogen atoms. They are mostly crystalline substances, very soluble in water, but dissolving with difficulty in alcohol. They possess a sweet taste. The *disaccharids* and *polysaccharids* are ethereal anhydrids of the glucoses. All of them may be converted into the glucoses by hydrolytic decomposition. The disaccharids are ether-like anhydrids of the hexoses. A *Table of Carbohydrates* is added. **C., Test for.** See *Tests, Table of*.

SERIES OF THE CARBOHYDRATES.

1. GLUCOSES.

NAME.	FORMULA.	FERMENTATION	OPTIC ACTIVITY.	REDUCING POWER.
<i>Monoses.</i>				
Glycerose,	$\text{C}_3\text{H}_6\text{O}_3$
Erythrose,	$\text{C}_4\text{H}_8\text{O}_4$
<i>Pentoses.</i>				
Arabinose,	$\text{C}_5\text{H}_{10}\text{O}_5$	Unfermentable.	Reduces Fehling's solution.
Xylose,	$\text{C}_5\text{H}_{10}\text{O}_5$	Unfermentable.	Reduces Fehling's solution.
Rhamnose,	$\text{C}_6\text{H}_{12}\text{O}_5$	Unfermentable.	Reduces Fehling's solution.
<i>Hexoses.</i>				
Mannose,	$\text{C}_6\text{H}_{12}\text{O}_6$	Fermented by yeast.	Exists in three forms: 1, dextro-rotatory; 2, levo-rotatory; 3, inactive.	Reduces Fehling's solution.
Glucose,	$\text{C}_6\text{H}_{12}\text{O}_6$	Fermented by yeast.	Exists in three forms: 1, dextro-rotatory; 2, levo-rotatory; 3, inactive.	Reduces Fehling's solution.
Galactose,	$\text{C}_6\text{H}_{12}\text{O}_6$	Fermented by yeast.	Dextro-rotatory.	Reduces Fehling's solution
Fructose,	$\text{C}_6\text{H}_{12}\text{O}_5$	Fermented by yeast.	Levo-rotatory.	Reduces Fehling's solution.

SERIES OF THE CARBOHYDRATES.—*Continued.*

1. GLUCOSIDS.

NAME	FORMULA	FERMENTATION.	OPTIC ACTIVITY.	REDUCING POWER.
Sorbitose	$C_6H_{12}O_6$	Unfermentable by yeast.	...	Reduces Fehling's solution.
Methylhexose	$C_7H_{14}O_6$
<i>Hexose</i> Mannohexose	$C_6H_{12}O_6$	Unfermentable by yeast.
Galactohexose	$C_6H_{12}O_6$	Unfermentable by yeast.
Methylgalactose	$C_7H_{14}O_6$	Unfermentable by yeast.
<i>Heptose</i> Methylheptose	$C_8H_{16}O_6$	Unfermentable by yeast.
<i>Nonose</i> Methylnonose	$C_{10}H_{20}O_6$	Fermented by yeast.	...	Reduces Fehling's solution.

2. DISACCHARIDS.

Saccharose (Cane-Sugar)	$C_{12}H_{22}O_{11}$	Unfermentable by yeast.	Dextro-rotatory.	Does not reduce Fehling's solution.
Lactose (Milk-Sugar)	$C_{12}H_{22}O_{11} + H_2O$	Fermented by yeast.	Dextro-rotatory.	Reduces Fehling's solution on boiling.
Maltose	$C_{12}H_{22}O_{11} + H_2O$	Fermented by yeast.	Dextro-rotatory.	Reduces Fehling's solution.
Mycose (Trehalose)	$C_{12}H_{22}O_{11} + 2H_2O$	Fermented by yeast.	Dextro-rotatory.	Does not reduce Fehling's solution
Melchiose	$C_{12}H_{22}O_{11}$

3. TRISACCHARIDS.

Melitose (Raffinose)	$C_{18}H_{34}O_{16} + 5H_2O$	Fermented by yeast.	Dextro-rotatory.	Does not reduce Fehling's solution.
Melicitose	$C_{18}H_{34}O_{16} + 2H_2O$...	Dextro-rotatory.	...

4. POLYSACCHARIDS.

NAME	FORMULA	OPTIC ACTIVITY.	IODIN REACTION.	REDUCING POWER AND FERMENTATION.
Starch (Amylum)	$C_6H_{10}O_5$, or $C_9H_{14}O_4$	Dextro-rotatory.	Blue coloration.	Fermentable.
Ferulose	$C_6H_{10}O_5$...	Negative.	...
Ferulose-Melchiose	$C_6H_{10}O_5$	Dextro-rotatory.	Dirty blue color.	...
Zelchiose	$C_6H_{10}O_5$...	Yellow color.	...
Gelchiose (Amygdal)	$C_6H_{10}O_5$	Dextro-rotatory.	Reddish-brown color.	Fermentable.
Zelchiose	$C_6H_{10}O_5$	Dextro-rotatory.	...	Does not reduce Fehling's solution. Unfermentable.
Amylose	$C_6H_{10}O_5 + H_2O$	Dextro-rotatory.	...	Does not reduce Fehling's solution. Unfermentable.
Inulin (Fructan)	$C_6H_{10}O_5$	Dextro-rotatory.	...	Does not reduce Fehling's solution. Unfermentable.
Cellobiose	$C_6H_{10}O_5$	Dextro-rotatory.	Blue color.	...

- Carbohydraturia** (*kar-bo-hi-drat-u'-re-ah*) [*carbohy-drate*; *οὐρον, urine*]. The presence of an abnormally large proportion of carbohydrates in the urine.
- Carbolic** (*kar-bol'-ik*) [*carbo, a coal; oleum, oil*]. Containing or derived from coal-tar oil. **C. Acid**. See *Acid, Carbolic*. **C. Mask**, Curschmann's respirator for use in fetid bronchitis. It is fastened in front of the nose and mouth, and contains cotton in a special receptacle, impregnated with carbolic acid, equal parts of carbolic acid and alcohol, turpentine, creasote, etc.
- Carbolism** (*kar'-bol-izm*) [*carbo, a coal; oleum, oil*]. Carbolic-acid poisoning: a diseased state induced by the misuse or maladministration of carbolic acid.
- Carbolize** (*kar'-bol-iz*) [*carbo, a coal; oleum, oil*]. To impregnate with carbolic acid. To render aseptic or antiseptic by the use of carbolic acid.
- Carboloria** (*kar-bol-u'-re-ah*) [*carbo, a coal; oleum, oil; οὐρον, urine*]. The presence of carbolic acid in the urine, producing a dark discoloration. It is one of the signs of carbolic-acid poisoning.
- Carbon** (*kar'-bon*) [*carbo, charcoal*]. Charcoal. C = 12; valence 11, IV. A non-metal occurring in the various forms of diamond, graphite or "black lead," and charcoal. In medicine only the last named form is employed, which may be,—**C., Animal**, useful as a deodorant and disinfectant, as it readily absorbs and aids in oxidizing many gases. It is used internally to absorb fermenting products of digestion. **Carbo animal, purificat.**, purified animal charcoal. Dose gr. xx—3 j. **C. Cataplasma** (B. P.), charcoal poultice; wood-charcoal I, bread-crumbs I, linseed meal 3, boiling water 20. **C. dioxid**, the acid, gaseous product, having the composition of CO₂, commonly known as "carbonic acid gas," or carbonic acid. It is a colorless gas having a sp. gr. of 1.52, soluble in cold water, and possessing a pungent smell and an acid taste. Inhaled, it destroys animal life by asphyxiation. In solution, it is an excellent refrigerant and stomachic. Its inhalation is fatal in a short time, even when diluted with 95 parts of air. It is a product of respiration. It is used in medicine for inhalation in whooping cough, asthma, and to stop hiccough. It is also used as a local anesthetic in minor surgery. **C. disulphid**, bisulphid of carbon, CS₂, a colorless, transparent liquid of offensive odor, highly inflammable, very poisonous. A good solvent for caoutchouc. A diluted spray of it is recommended in diphtheria. Dose ℥ ss—j. **Carbo ligni**, wood charcoal. **C. monoxid**, CO, carbonic oxid, a colorless, tasteless, and odorless gas, one of the products of imperfect combustion. When inhaled it is actively poisonous. **C. tetrachlorid**, CCl₄, anesthetic, recommended locally for asthma, by inhalation. Unof. See *Anesthetic*. **C. oxysulphid**, a body, COS, formed by conducting sulphur vapor and carbon monoxid through red-hot tubes; it is a colorless gas, with a faint and peculiar odor. It unites readily with air, forming an explosive mixture. It is soluble in an equal volume of water. It is present in the waters of some mineral springs.
- Carbonaphtholic Acid** (*kar-bon-af-thol'-ik*). See *Acid alpha-oxynaphthoic*.
- Carbonemia** (*kar-bon-e'-me-ah*) [*carbon, charcoal; αἷμα, the blood*]. A word denoting the accumulation of carbon dioxid in the blood.
- Carbonic Acid** (*kar-bon'-ik as'-id*). See *Carbon dioxid*.
- Carbonis detergens, Liquor**. See *Pix*.
- Carbonization** (*kar-bon-iz-a'-shun*) [*carbo, coal*]. The process of decomposing organic substances by heat without air, until the volatile products are driven off and the carbon remains.
- Carbonyl** (*kar'-bon-il*) [*carbo, charcoal*]. A hypothetical organic radical having the formula CO.
- Carbostyryl** (*kar-bo-stir'-il*) [*carbo, charcoal; styra, storax*], C₁₁H₇NO. Oxyquinolin; a compound prepared by digesting quinolin with a bleaching-lime solution. It crystallizes from hot water in fine needles, and from alcohol in large prisms, that melt at 198–199°.
- Carboxyl** (*kar'-boks-il*) [*carbo, charcoal; οξύ, sharp*]. The atomic group, CO.OH, characteristic of the organic acids. The hydrogen of this can be replaced by metals, forming salts.
- Carbuncle**, or **Carbunculus** (*kar'-bung-kel, or kar-bung'-ku-lus*) [*carbo, a live coal*]. A hard, circumscribed, deep-seated, painful inflammation of the subcutaneous tissue, accompanied by chill, fever, and constitutional disturbance. It differs from a boil in having greater size, a flat top, and several points of suppuration. It is erroneously called anthrax.
- Carbuncular** (*kar-bung'-ku-lar*) [*carbo, a live coal*]. Pertaining to a carbuncle. **C. Disease**. See *Anthracosis*.
- Carbunculo contagioso**. Synonym of *Anthrax*.
- Carbyl** (*kar'-bil*) [*carbo, charcoal; ἴζη, matter*]. A name given by Magnus to the hydrocarbon ethylene when it acts as a basic radical.
- Carbylamine** (*kar-bil'-am-in*) [*carbo, charcoal; amin*]. 1. A name for hydrocyanic acid. 2. One of a series of compounds parallel to, and isomeric with, the nitrites, characterized by their ready decomposition by dilute acids into formic acid and amins. They are colorless liquids that can be distilled, and possess an exceedingly disgusting odor. They are sparingly soluble in water, but readily soluble in alcohol and ether.
- Carcassonne's Ligament**. See *Ligament*.
- Carcerule** (*kar'-ser-ool*) [*carcer, a prison*]. In biology, a many-celled, many-seeded, indehiscent pericarp.
- Carcharodont** (*kar-kar'-o-dont*) [*κάρχαρος, sharp, jagged; ὄδον, tooth*]. In biology, having compressed, trenchant, acute, pointed teeth, as sharks and snakes.
- Carcinoid** (*kar'-sin-oid*) [*καρκίνος, a crab; εἶδος, shape*]. In biology, crab-like.
- Carcinology** (*kar-sin-oi'-o-je*) [*καρκίνος, a crab; ῥόζην, to speak*]. The systematized knowledge of crustaceans, or crabs, etc., a department of zoology.
- Carcinoma** (*kar-sin-oi'-mah*) [*καρκίνομα; καρκίνος, a crab, thus called from the appearance of the veins*]. A malignant tumor, characterized by a network of connective tissue whose areolae are filled with cell-masses resembling epithelial cells. See *Tumors, Table of C., Chimney-Sweepers'*. See *Epithelioma*. **C., colloid (Alveolar)**, affects chiefly the alimentary canal, uterus, peritoneum, etc.; the delicate connective-tissue stroma is filled with colloid matter in alveoli, or cysts. **C. cutis**, cancer of the skin. See *Epithelioma*. **C., desmoid**. See *Hodgkin's Disease*. **C., encephaloid**, is of rapid growth, with a small amount of stroma, large alveoli, and greater amount of cells and blood-vessels. *Hematoid* (bloody), *Osteoid* (in bones), *Villous* (papillary), etc., are other varieties, encephaloid in character. **C., epitheliomatous**, or **squamous-celled**, the cells resemble squamous epithelium, and they invade the adjacent tissue in a columnar manner. **C. lenticulare**, the most common form of cutaneous scirrhus. It begins as small, shot-sized, flattish, red papules, that enlarge to the size of a pea, bean, or filbert, most of them projecting above the surface, while others are subcutaneous. They are generally seated on a red or violaceous surface, and these coalesce into large irregular masses that sooner or later break down, ulcerate, and fungate, sometimes bleeding profusely.

The patient soon dies of exhaustion. **C.**, lipomatous, contains cells infiltrated with fat. **C.**, medullary. Same as *C. lipomatosa*. **C.**, melanoides, similar to *C. Lentiginosa*, but marked by dark blue, brown or black papules, that break into fungous growths. **C.**, melanotic, has cells filled with dark pigment. **C.**, scirrhus, or **Hard**, most commonly in the breast; it has a stout stratified stroma, closely packed with large nucleated cells. **C. tuberosum**, a later form of cutaneous scirrhus in which the nodules are of a larger size, even up to that of a hen's egg. The patient speedily dies of exhaustion consequent upon ulceration of the tubercles. **C.**, Stiles's Test for; the excised part is washed in a five per cent. solution of nitric acid for ten minutes, washing it then in cold water for two minutes. The carcinomatous tissue appears a dull white, the normal tissue translucent.

Carcinomatous (*kar-sin-o-mat-us*) [*kar-sin-og*, a crab]. Relating to or affected with carcinoma.

Carcinomorphie (*kar-sin-o-mor'f-ik*) [*kar-sin-og*, a crab; *-mor'f-ik*, form]. In biology, resembling a crab.

Carcinophagous (*kar-sin-oph'-a-g-us*) [*sark-og*, a crab; *-ph'-a-g-us*, eat]. Feeding upon crabs and other crustaceans.

Carcinosis (*kar-sin-oh'-is*) [*kar-sin-og*, a crab]. 1. A carcinoma. 2. A tendency to the development of malignant disease. 3. A form of cancer, usually found beginning generally in the uterus or the stomach and spreading to the peritoneum. **C.**, Acute, rapidly fatal carcinoma. **C.**, Miliary, carcinoma in minute foci.

Carcinus (*kar-sin-us*) [*sark-og*, crab]. Same as *Carcin*, or *C. dentata*.

Cardamom (*kar-dam-um*). See *Cardamomum*.

Cardamomum (*kar-dam-o-mum*) [L.; *gr.* *Cardamomum*]. Cardamum. The fruit of *Elettaria zizans*, cultivated in Malabar. Its properties are due to a volatile oil, $C_{10}H_{16}$. It is an aromatic, carminative stomachic, used as an ingredient of several "bitters." It is useful when combined with purgatives to prevent griping. **C.**, infusum. Urot. Consists of cardamom ʒj, water \mathcal{O}_2 . Dose a wineglassful. **C.**, Tinct., 10 per cent. strength. Dose ʒj-ij. **C.**, Tinct. Comp., cardamom 20, cinnamon 20, caraway 10, cochineal 5, glycerin 60, dilute alcohol, *q. s.* ad 1000 parts. Dose ʒj.

Carden's Operations. See *Operations, Table of*.

Cardia (*kar'-i-a*) [*kar-dia*, the heart]. The heart. **C.** of the Stomach, the esophageal orifice of the stomach.

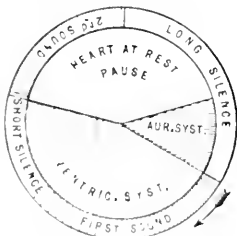
Cardiac (*kar'-i-ak*) [*kar-dia*, the heart]. Pertaining to the heart. **C.** Aspect, that nearest the heart. **C.** Cycle, the total cardiac movement or revolution.

C. Dropsy. See *Dropsy*.

C. Dulness, the region covering the position of the heart, as shown by percussion.

C. Dyspnea. See *Dyspnea*.

C. Epilepsy, a convulsive affection of the brain in which the heart is affected. This is the cardiac epilepsy. The normal cardiac cycle is shown in the diagram. The inner circle shows the relations of the sounds to the events.



C. Facies. See *Facies*. **C.** Ganglia, the sympathetic ganglia of the substance of the

principal are **Remak's** and **Bidder's**, the first on the surface of the sinus venosus, and the latter (two) at the auriculo-ventricular groove. See *Ganglia, Table of*. **C.** Impulse, the elevation caused by the movement of the heart, usually seen in the fifth left intercostal space. **C.** Murmurs. See *Murmurs*. **C.** Orifice, of the stomach, the esophageal orifice. **C.** Passion, pain in the heart, or the stomach. **C.** Plexus. See *Plexus*. **C.** Rhythm, the term given to the normal regularity in the force and volume of the individual heart-beats. In cases of cardiac insufficiency this regularity is disturbed to a greater or less degree, as is also the interval between the beats, and this condition has been termed *arrhythmia*. The name *allorhythmia* has been applied to various perversions of rhythm. These abnormal conditions are due very probably to some derangement of the intrinsic nerve-apparatus of the heart, and are considered as unfavorable indications.

Cardiagra (*kar-de-a'-gra*) [*kar-dia*, heart; *agra*, seizure]. Gouty attack of the heart.

Cardialgia (*kar-de-al'-je-ah*) [*kar-dia*, heart; *al'-je-og*, pain]. A term loosely used as a synonym of gastrodynia in general, heartburn, and stomachic pains on the left side.

Cardiastrophe (*kar-de-an-as'-tro-fe*) [*kar-dia*, heart; *anastrophē*, a turning back]. Displacement of the heart to the right side of the chest.

Cardianeuria (*kar-de-ah-nu'-re-ah*) [*kar-dia*, heart; *neuria*, a nerve]. Lack of nerve-stimulus to the heart.

Cardiant (*kar'-de-ant*) [*kar-dia*, the heart]. 1. Affecting the heart. 2. A remedy that affects the heart.

Cardiactia (*kar-de-ark'-e-ah*) [*kar-dia*, heart; *arctus*, bound]. Cardiac stenosis.

Cardiasthma (*kar-de-as'-mah*) [*kar-dia*, heart; *asthma*, asthma]. Dyspnea or so-called asthma due to heart-disease.

Cardiastelia (*kar-de-ah-te'-le-ah*). See *Atelocardia*.

Cardiastrophia (*kar-de-at-ro'-fe-ah*) [*kar-dia*, heart; *astrophia*, wasting]. Atrophy of the heart.

Cardiauxe (*kar-de-ak'-s'-e*) [*kar-dia*, heart; *auxē*, increase]. Enlargement of the heart.

Cardicentesis (*kar-de-sin-te'-sis*). See *Cardiocentesis*.

Cardiechema (*kar-de-ek'-e'-mah*) [*kar-dia*, heart; *ekchēma*, sound; *ph.*, *Cardiechemata*]. A sound produced in or by the heart.

Cardiectasis (*kar-de-ek'-tas-is*) [*kar-dia*, heart; *ekstasis*, a stretching out]. Dilatation of the heart.

Cardielcosis (*kar-de-el-kō'-sis*) [*kar-dia*, heart; *ekchēma*, ulceration]. Ulceration of the heart.

Cardiaphragia (*kar-de-am-frak'-e-ah*) [*kar-dia*, heart; *isoprase*, obstruction]. Obstruction to the blood-current in the heart.

Cardieurysma (*kar-de-u-riz'-mah*) [*kar-dia*, heart; *eurys*, wide]. Dilatation of the heart.

Cardiform (*kar'-dif-orm*) [*cardus*, a card; *forma*, shape]. In biology, having the teeth set as in a card.

Cardinal (*kar'-din-al*) [*cardo*, a hinge]. A chief or principal part. **C.** Flower, a common name for several species of *Labellia*, chiefly *L. cardinalis*. **C.** Points. See *Eye, Diagrammatic*. **C.** Points of Capuron. See *Pelvis*. **C.** Veins, the venous trunks which, in the embryonic stage, form the primitive jugular veins.

Cardiocele (*kar'-de-o-sel*) [*kar-dia*, heart; *klēnē*, tumor]. Hernial protrusion of the heart, chiefly through the diaphragm.

Cardiocentesis (*kar-de-o-sen-tē-sis*) [*καρδία*, heart; *κέντησις*, puncture]. Surgical puncture and aspiration of one of the chambers of the heart.

Cardioclasis (*kar-de-o-klā-zē-ah*) [*καρδία*, heart; *κλάσις*, rupture]. Rupture of the heart.

Cardiocrystallus (*kar-de-o-kris-tal'us*) [*καρδία*, heart; *κρυστάλλος*, crystal; *pl.*, *Cardiocrystalli*]. A heart crystal; a microscopic white crystal sometimes found in the tissues of the heart.

Cardiodemia (*kar-de-o-de'-me-ah*) [*καρδία*, heart; *δημος*, fat]. Fatty heart; fatty degeneration of the heart.

Cardiodynia (*kar-de-o-din'ē-ah*) [*καρδία*, heart; *ὄδυνη*, pain]. Pain in or about the heart.

Cardiogram (*kar-de-o-gram*) [*καρδία*, heart; *γράμμα*, a writing]. The tracing made of the cardiac impulse by the cardiograph. See, also, *Heart*.

Cardiograph (*kar-de-o-graph*) [*καρδία*, heart; *γράφειν*, to write]. An instrument for registering graphically the modifications of the pulsations of the heart.

Cardiographic (*kar-de-o-graph'ik*) [*καρδία*, the heart; *γράφειν*, to write]. Pertaining to or recorded by the cardiograph.

Cardiography (*kar-de-og'ra-fē*) [*καρδία*, the heart; *γράφειν*, to write]. 1. The use of the cardiograph. 2. A description of the anatomy of the heart.

Cardiohemothrombus (*kar-de-o-hem-o-throm'bus*) [*καρδία*, heart; *αἷμα*, blood; *θρόμβωσις*, a becoming curdled]. Heart-clot.

Cardio-inhibitory (*kar-de-o-in-hib'it-o-re*) [*καρδία*, the heart; *inhibere*, to restrain]. Pertaining to the diminution of the heart's action. **C.-i.** **Center**, located in the medulla. **C.-i. Nerves**, the fibers of the spinal accessory supplied to the vagus.

Cardiolith (*kar-de-o-lith*) [*καρδία*, heart; *λίθος*, a stone]. A cardiac concretion.

Cardiology (*kar-de-ol'o-jē*) [*καρδία*, heart; *λόγος*, discourse]. The anatomy, physiology, and pathology of the heart.

Cardiomalacia (*kar-de-o-mal-a'se-ah*) [*καρδία*, heart; *μαλακία*, softness]. Morbid softening of the substance of the heart.

Cardiomegalia (*kar-de-o-meg-a'le-ah*) [*καρδία*, heart; *μέγας*, large]. Cardiac enlargement.


Cardiometer (*kar-de-om'et-er*) [*καρδία*, heart; *μέτρον*, a measure]. An instrument for estimating the force of the heart's action.

Cardiometry (*kar-de-om'et-erē*) [*καρδία*, the heart; *μέτρον*, a measure]. The estimation of the size and dimensions of the heart (as by means of auscultation and percussion).

Cardiopalmus (*kar-de-o-pal'mus*) [*καρδία*, heart; *παλμός*, palpitation]. Palpitation of the heart.

Cardiopathy (*kar-de-op'a-thē*) [*καρδία*, heart; *πάθος*, disease]. Any disease of the heart.

Cardiopericarditis (*kar-de-o-per-e-kar-di'tis*) [*καρδία*, heart; *περι*, around; *καρδία*, the heart; *τις*, inflammation]. Carditis and pericarditis together; inflammation of the heart-tissues and of the pericardium.



CARDIOGRAPH OF V. KNOLL.
t. Exit tube. r. Spring. p. Button.
(Lantois.)

Cardioplegia (*kar-de-o-plē'je-ah*) [*καρδία*, heart; *πληγή*, a stroke]. Paralysis of the heart.

Cardio-pneumatic (*kar-de-o-ne-mat'ik*) [*καρδία*, heart; *πνεῦμα*, the breath]. Pertaining to the heart and the breath. **C.-p. Movements**. Those movements of the air in the lungs that are caused by the pulsations of the heart and larger vessels.

Cardio-pneumograph (*kar-de-o-ni-mo-graph*) [*καρδία*, heart; *πνεῦμα*, breath; *γράφειν*, to write]. An instrument designed for graphically recording cardio-pneumatic movements.

Cardiopuncture (*kar-de-o-punk'chūr*) [*καρδία*, heart; *punctura*, a puncture]. 1. Cardiocentesis. 2. Any surgical or vivisectional puncture of the heart.

Cardiopyloric (*kar-de-o-pi-lor'ik*) [*καρδία*, heart; *πύλωρος*, a gate-keeper]. Referring to both the cardiac and pyloric portions of the stomach.

Cardiorrhesis (*kar-de-o-roks'is*) [*καρδία*, heart; *ρήσις*, rupture]. Rupture of the heart.

Cardiosclerosis (*kar-de-o-skle-ro'sis*) [*καρδία*, heart; *σκληρῶν*, to harden]. Induration of the tissues of the heart. See *Fibroid Heart*.

Cardioscope (*kar-de-o-skōp*) [*καρδία*, heart; *σκοπεῖν*, to view]. An instrument for the observation of the movements or of lesions of the heart.

Cardiostenosis (*kar-de-o-ste-no'sis*) [*καρδία*, heart; *στένωσις*, narrowing]. Constriction of the heart, especially of the *conus arteriosus*; also the development of such a constriction.

Cardio-thyroid Exophthalmos (*kar-de-o-thi-roid eks-off-thal'mos*). Synonym of *Exophthalmic Goiter*.

Cardiotomy (*kar-de-ol'o-me*) [*καρδία*, heart; *τομή*, cutting]. The anatomy or dissection of the heart.

Cardiotopography (*kar-de-o-to-pog'ra-fē*) [*καρδία*, heart; *τόπος*, place; *γράφειν*, to write]. The topography or topographic anatomy of the heart and the cardiac area.

Cardiotoxic (*kar-de-o-toks'ik*) [*καρδία*, heart; *τοξικόν*, poison]. Having a poisonous effect upon or through the heart.

Cardiotrauma (*kar-de-o-traz'ul-mah*) [*καρδία*, heart; *τραῦμα*, a wound]. Traumatism or wound of the heart.

Cardiotromus (*kar-de-ol'ro-mus*) [*καρδία*, heart; *τρόμος*, a quivering]. A fluttering or slight palpitation of the heart.

Cardiovascular (*kar-de-o-vas'ku-lar*) [*καρδία*, heart; *vasculum*, a small vessel]. Both cardiac and vascular; pertaining to the blood-vessels of the heart.

Carditic (*kar-dil'ik*) [*καρδία*, the heart; *τις*, inflammation]. Relating to or affected with carditis.

Carditis (*kar-dil'tis*) [*καρδία*, the heart; *τις*, inflammation]. Inflammation of the heart. **C.**, **Internal**. Synonym of *Endocarditis*.

Cardo (*kar'do*) [*cardo*, a hinge]. In biology, a hinge-joint, as that of a bivalve shell or the maxilla of an insect.

Cardol (*kar'dol*). See *Anacardium*.

Carduus (*kar'du-us*) [L., a thistle]. The seeds of *C. marianus*, St. Mary's thistle, and *C. benedictus*, blessed thistle. A decoction of the former, \mathfrak{J} ij ad Oj , constitutes an old and popular remedy for hemoptysis. The latter is also a popular cure-all, used mainly as a tonic bitter. Dose of decoction \mathfrak{J} – \mathfrak{J} ss; of a tincture, \mathfrak{M} x–xx.

Carferral (*kar'fer-al*) [*carbon*, charcoal; *ferrum*, iron; *aluminum*]. A proprietary combination of carbon, iron oxid, and clay; it is used as a filtering material for water.

Carica Papaya (*kar'ik-ah pap-a'yah*). See *Papain*.

Caricin (*kar'is-in*). See *Papain*.

Caricologist (*kar-ik-ol'o-jist*) [*caric*, sedge; *λογος*, to speak]. A student of sedges.

Caricous (*kā'ri-kō-us*) [*carica*, a fig]. Fig-shaped, as a carious tumor.

Caries (*kā'ri-ēs*) [*carus*, rottenness]. A chronic inflammation of bone with rarefaction or absorption of bony tissue, followed usually by pus-formation; molecular death of bone, with the accompanying process, as ulceration. **C. fungosa**, tuberculosis of a bone with attached sequestrum, the meshes of the latter being filled with granulations growing into them from the inner surface of the cavity. **C., necrotic**, when portions of the bone lie in a suppurating cavity. **C. sicca**, a form of tuberculous caries characterized by absence of suppuration, obliteration of the cavity of the part, and sclerosis and concentric atrophy of the articular extremity of the bone. **C. of Spine**, or **Pott's Disease**, osteitis of the bodies of the vertebrae and intervertebral fibro-artilage, producing curvature of the spine. **C. of Teeth**, a chemical decomposition of the earthy part of any portion of a tooth, accompanied by a partial or complete disorganization of the animal framework of the affected part.

Carina (*kā'ri-nā*) [*carina*, the keel]. In biology, one of many keel-like structures; as the breast-bone of most birds, the median piece to the carapace of a carped, etc.

Carinate (*kā'ri-nāt*) [*arinatus*, keel-shaped]. Keeled.

Carinated Abdomen (*kā'ri-nāt-əd-ō-mēn*). See *Sagitt. Abdomen*.

Cariniform (*kā'ri-nī-fōrm*) [*carina*, keel; *forma*, shape]. In biology, applied to the keel-like fins of certain fishes, and to other structures.

Carino-lateral (*kā'ri-nō-lāt-er-āl*) [*carina*, a keel; *latus*, side]. Placed at the side of the carina of an animal.

Carinol (*kā'ri-nōl*). A poisonous active principle obtainable from parsley. It resembles apoin in its physiologic effects, but produces a peculiar uterine vascular congestion; it is useful in genito-spinal atony. Unof.

Carious (*kā'ri-ō-us*) [*caries*, rottenness]. Pertaining to or affected with caries. **C. Teeth, Effects of**; carious teeth may occasion facial neuralgia, facial paralysis, sciatica, hemiplegia and spinal irritation, paraplegia, tetanus, headache, epilepsy, hysteria, chorea, insanity, etc.

Carissa (*kā'ri-sā*) [L.]. A genus of shrubs. **C. schimperi**. See *Quahain*.

Carius, Method of. A method for the quantitative determination of halogens. The substance, weighed out in a small, glass tube, is heated together with concentrated HNO₃ and silver nitrate to from 150° to 300° C. in a sealed tube, and the quantity of the resulting silver haloid determined.

Carlsbad Water. A famous mineral water used largely for chronic affections of the gastro-intestinal tract, obesity, gout, and diabetes.

Carmin (*kā'ri-nēn*) [C₁₂H₁₂O₁₀]. A coloring matter extracted from *Carmin* (*C. c.*). **C. Naphtha**. See *Piment*, *Carmin*, *Carmin*. **C. Red**. Same as *Cochineal*.

Carminant (*kā'ri-nānt*) [*carmin*, a charm]. 1. Carminative. 2. A cumulative agent or medicine.

Carminative (*kā'ri-nāt-iv*) [*carmin*, a charm]. A calming or soothing medicine, chiefly for children, that acts by relaxing the bowels from flatulence.

Carminic Acid (*kā'ri-nīk-ā-sīd*). See *Acid*.

Carminophile (*kā'ri-nī-fīl*) [*carmin*; *philo*, to love]. Eagerly susceptible with carmin.

Carnal (*kā'rn-āl*) [*caro*, flesh]. Pertaining to flesh. **C. Knowledge**, sensual intercourse. In forensic medicine it signifies penetration merely, which penetration need only be virtual without seminal emission.

Carnauba (*kā'na-ōō'-bah*) [Braz.]. The root of *Corypha cerifera*, a wax-producing palm-tree of tropical America. It is used in Brazil as an alterative and resembles sarsaparilla in its properties. Dose of the fld. ext. ℥xxx-5 j. Unof. **C. Wax**, obtained from the leaves of the carnauba-palm, *Copernicia cerifera*, of Brazil. Its specific gravity is .999 and its melting-point 185° F. (84° C.). It is brittle and of a yellowish color. It is extensively used in the manufacture of candles.

Carneous (*kā'ne-ūs*) [*carneus*, of flesh]. Fleshy. **C. Columns**. See *Columnæ Carneæ*.

Carnification (*kā'ni-fīk-ā'-shūn*) [*caro*, flesh; *fieri*, to become]. A term indicating the alteration of tissue to an unnatural, fleshy appearance. Also, the amyloid degeneration of certain tissues.

Carnin (*kā'ri-nīn*) [*caro*, flesh]. C₁₂H₁₂N₄O₃. A leukoaine isolated from American meat-extract, but not from muscle-tissue itself; also obtained from yeast and wine. It crystallizes in white masses composed of very small irregular crystals; it is soluble with great difficulty in cold, readily soluble in hot water, insoluble in alcohol and in ether. It is not thought to be very poisonous, but experiments made by Brücke show that it causes a fluctuation in the rate of the heart-beat.

Carnivorous (*kā'ni-vī'-ō-rūs*) [*caro*, flesh; *vorare*, to devour]. In surgery, caustic, escharotic; flesh-eating.

Carnochan's Operations. See *Operations*, *Table of*.

Carnose (*kā'ri-nōs*) [*carneus*, fleshy]. Resembling or having the consistence of flesh.

Carnosity (*kā'ri-nōs-ī-tē*) [*carneus*, fleshy]. A fleshy growth or excrescence.

Carnot's Doctrine. An absurd theory advanced as an objection to vaccination. It is the doctrine of the "displacement of mortality." Carnot claimed that while certain diseases (small-pox, measles, croup, etc.) were decreasing, other diseases (cholera, typhoid fever, dysentery) were increasing, and that vaccination was the cause of all the disturbance.

Caro (*kā'-rō*) [L.]. Flesh: muscular tissue.

Caroba (*kā'ō'-bah*) [L.]. The leaflets of *Jacaranda procera* and of *Cybista x antisyphilitica*. It is a popular Brazilian remedy as an emeto-cathartic, alterative, and tonic in syphilis and in yaws. Dose of the fld. ext. ℥xv-5 j. Unof.

Carobin (*kā'ō'-bīn*) [*caroba*]. An alkaloid said to be found in the leaves of *Jacaranda procera*.

Carolina (*kā'ō-lī'-nā*) [*Carolus*, Charles]. A name given to two Southern States of the Union. **C. Allspice**. See *Calycaanthus*. **C. Pink**. See *Spigelia*.

Carotic (*kā'ō-īk*) [*κάρως*, stupor]. Of the nature of carus; stupid; stupefying.

Carotico-clinoid (*kā'ō-īk-o-kli'-nōid*) [*κάρως*, stupor; *κλίωω*, a bed]. Relating to a carotid artery and a clinoid process of the sphenoid bone.

Carotico-tympanic (*kā'ō-īk-o-tīm-pān'-īk*) [*κάρως*, stupor; *τύμπανον*, a drum]. Relating to the carotid canal and the tympanum.

Carotid (*kā'ō-īd*) [*καρωτις*; *καρπεν*, to produce sleep]. 1. The principal (right and left) artery of the neck. (They were thought to give origin to sleep.) See *Arteries*, *Table of*. 2. Of or relating to either of the two great arteries of the neck, or their principal branches. See *Canal*, *Foramen*, *Ganglion*, *Plexus*, etc.

Carotin (*kā'ō-tīn*) [*carota*, carrot]. C₁₂H₂₄O. An oily coloring matter found in carrot-root and tomato. It is a lipochrome.

Carpadellium (*kā'pād-ē'-lē-um*) [*καρπός*, fruit; *ἀδητός*, not manifest]. Same as *Cremocarp*.

Carpagra (*kā'p-ā-grāh*) [*καρπός*, the wrist; *ἄρρα*, a seizure]. A sudden attack of pain at the wrist.

- Carpain** (*kar-pa'-in*), $C_{11}H_{27}NO_2$. An alkaloid extracted from the leaves of *Carica papaya*. It forms well-defined, beautiful crystals, with a very bitter taste, and melting at $115^{\circ}C$. It is recommended for the subcutaneous treatment of heart-disease. Dose, grain $\frac{1}{10}$ to $\frac{1}{6}$ subcutaneously, every day, or every second day.
- Carpal** (*kar-p'al*) [*καρπός*, the wrist]. Pertaining to the wrist. **C. Angle**, in biology, the bend of the wing.
- Carpale** (*kar-pa'-le*) [*καρπός*, the wrist]. Any one of the wrist-bones.
- Carpel** (*kar'-pel*) [*καρπός*, fruit]. In biology, the ovule-producing organ of a plant; a simple pistil, or the homologous portion of a compound pistil.
- Carpellary** (*kar'-pel-a-ry*) [*καρπός*, fruit]. Containing, like, or belonging to a carpel.
- Carpen** (*kar-p'-en*) [*καρπός*, the wrist]. Belonging to the carpus in itself.
- Carpologia** (*kar-fo-lo'-je-ah*). See *Carphology*.
- Carphology** (*kar-fo-lo'-je*) [*κάρφος*, chaff; *λέγειν*, to collect]. A symptom in delirious and dying persons consisting in picking at the bedclothes. It is generally looked upon as an unfavorable omen. *Floccilatio*, or *floccilation*, was the term formerly given to this symptom.
- Carpobalsamum** (*kar-fo-ball'-sam-um*) [*καρπός*, fruit; *βάλσαμον*, balsam]. The fruit of *Balsamodendron* (*Commiphora*) *opobalsamum*, the Mecca balsam-tree; also a fragrant volatile oil from the same fruit. It is highly prized in the Orient. Unof.
- Carpocace** (*kar-pok'-as-e*) [*καρπός*, wrist; *κακός*, bad]. A diseased condition of the wrist.
- Carpogenic** (*kar-fo-jen'-ik*) [*καρπός*, fruit; *γένης*, producing]. Applied to the fruit-producing cell or system of cells in certain algae.
- Carpognathite** (*kar-foz'-nath-it*) [*καρπός*, the wrist; *γνάθος*, the jaw]. In biology, the fifth joint of the gnathopodite or foot-jaw of a crustacean. See *Carpos*.
- Carpogonium** (*kar-fo-fo'-ne-um*) [*καρπός*, fruit; *γόνος*, producing]. In biology, the unfertilized female reproductive organ of certain thallophytes.
- Carpolith** (*kar'-fo-lith*) [*καρπός*, fruit; *λίθος*, a stone]. 1. A hard concretion formed in a fruit. 2. A petrified fruit.
- Carpology** (*kar-poll'-o-je*) [*καρπός*, fruit; *λέγειν*, to speak]. That department of botany that treats of fruits.
- Carpomania** (*kar-fo-ma'-ne-ah*) [*καρπός*, fruit; *μανία*, madness]. In biology, the excessive production of fruit by trees that are cultivated.
- Carpo-metacarpal** (*kar-fo-met-a-kar'-pal*) [*καρπός*, carpus; *μετά*, between, among; *καρπός*, carpus]. Relating to the carpus and to the metacarpus.
- Carpo-pedal** (*kar-fo-ped'-al*) [*καρπός*, carpus; *pes*, *pedis*, a foot]. Affecting the wrists or the hands and feet.
- C. Spasm**, a spasm of the hands and feet, or of the thumbs and great toes, associated with the laryngismus stridulus of children. **C. Contractions**. See *Contraction*.
- Carpophagous** (*kar-foff'-ag-us*) [*καρπός*, fruit; *φαγείν*, to eat]. Applied to fruit-eating animals.
- Carpophore** (*kar'-fo-fo'r*) [*καρπός*, fruit; *φέρειν*, to bear]. In biology, the stalk or support of fruits, corresponding to the receptacle in the flower. Also an organ, in some thallophytes, that bears spores.
- Carpodite** (*kar-fof'-o-dit*) [*καρπός*, the wrist; *πόδες*, the foot]. In biology, a part of the crustacean limb, i.e., the fifth joint of the endopodite. See *Carpos*.
- Carpoptosis** (*kar-fof'-to'-sis*) [*καρπός*, wrist; *πτώσις*, a fall]. Wrist-drop.
- Carpos** (*kar'-pos*) [*καρπός*, wrist]. In biology, the fifth joint of any crustacean appendage (Bate). The same as *Carpognathite* and *Carpopodite* (Milne Edwards).
- Carpospore** (*kar'-fo-spor*) [*καρπός*, fruit; *σπορα*, seed]. In biology, the equivalent of spore.
- Carpostome** (*kar'-fo-stom*) [*καρπός*, fruit; *στόμα*, mouth]. In biology, one of the narrow mouths or canals through which spores are discharged from the cystocarp or sporocarp.
- Carpotica** (*kar-pot'-ik-ah*) [*καρπός*, fruit]. Diseases connected with pregnancy and childbirth.
- Carpozyma** (*kar-fo-zil'-mah*) [*καρπός*, fruit; *ζύμη*, ferment]. A genus of fermentative microorganisms. **C. apiculata**, a widely-diffused alcoholic ferment found in all fruits.
- Carpue's Operation**. See *Operations*, *Table of*.
- Carpus** (*kar-p'-us*) [*καρπός*, the wrist]. The eight bones collectively forming the wrist. See *Bones*, *Table of*.
- Carr's Method**. See *Treatment*, *Methods of*.
- Carrageen**, or **Carrageen** (*kar'-ag-en*) [*Carrageen* in Ireland]. Irish moss. See *Chondrus*.
- Carrageenin** (*kar-ag-en'-in*), $C_6H_{10}O_5$. A mucilaginous constituent of carrageen, apparently identical with pararabin.
- Carré's Apparatus**. An apparatus for manufacturing ice by means of the evaporation of ether.
- Carriage** (*kar'-aj*). See *Ward-carriage*, *Ambulance*, *Cacolet*.
- Carrick Bend** (*kar'-ik-bend*). A form of knot for fastening together two ligatures. The merit of the knot consists in the free end being held firmly between the two long portions.
- Carron Oil** (*kar'-ou oil*). See *Linum* and *Calcium*.
- Car-sickness** (*kar'-sik-nes*). The well-known symptoms of sea-sickness produced by journeying in railway cars.
- Carswell's Grapes**. Pulmonary tubercles when they occur by racemose distribution at the extremities of several adjacent bronchioles. See *Diseases*, *Table of*.
- Carter's Operation**. See *Operations*, *Table of*. **C. Test**. See *Tests*, *Table of*.
- Carthamin** (*karth'-am-in*) [Ar., *qartama*, paint], $C_{14}H_{16}O_7$. The coloring-matter in safflower, the blossoms of *Carthamus tinctorium*. It is precipitated from its soda solution by acetic acid as a dark-red powder, which, on drying, acquires a metallic luster. It dissolves with a beautiful red color in alcohol and the alkalis. It is used for surface-coloring or dyeing. See *Pigments*, *Conspectus of*.
- Carthamus** (*karth'-am-us*) [Ar., *qartama*, paint]. American or bastard saffron or safflower. The flowers of *C. tinctorius*. An infusion, "Saffron tea," is a popular domestic remedy as a diuretic in measles and other exanthematous affections. Unof.
- Cartilage** (*kar'-til-aj*) [*cartilago*, gristle]. Gristle; a white, semi-opaque, non-vascular tissue composed of a matrix containing nucleated cells. When boiled, cartilage yields a substance called *Chondrin*, q. v. **C., Articular**, that lining the articular surfaces of bones. **C., Bone-**, bone that takes its origin from cartilage, and not from a membrane. **C., Costal**, that occupying the interval between the true ribs and the sternum or adjacent cartilages. **C., Ensiform**, the third piece of the sternum. It is also called the *xiphoid appendix*. **C., Epactal**, small cartilaginous nodules on the upper edge of the alar cartilages of the nose. **C., Hyaline**, distinguished by a granular or homogeneous matrix. **C., Fibro-**, distinguished by a fibrous matrix. **Cartilages of Larynx**, the cartilages of the larynx take part in producing the various modulations of the pitch and intensity of the voice. They are the *thyroid*, *cricoid*, *epiglottis*, and a pair each of *arytenoid*, *cornicula laryngis*, and *cuneiform*, q. v. **C. of Meckel**.

See *M&A*. **C.**, **Mucronate**, the ensiform cartilage. **C.**, **Nasal**, the cartilaginous framework of the nose, consisting of five pieces, the two upper and two lower cartilages, and the cartilage of the septum. **C.**, **Reticular**, a peculiar cartilage found in the auricle of the ear, the epiglottis, and Eustachian tubes. Its peculiarity consists in a network of yellow elastic fibers pervading the matrix in all directions. **C.** of **Santorini**, a nodule at the apex of each arytenoid cartilage, the corniculum laryngis. **C.** of **Weitbrecht**, the interarticular fibrocartilage that exists in the acromioclavicular articulation. **C.** of **Wrisberg**, the cuneiform cartilage, one on each side of the fold of membrane stretching from the arytenoid cartilage to the epiglottis. **C.**, **Yellow**. See *C.*, *Reticular*.

Cartilagin (*kar-ti-lā-jin*) [*cartilago*, cartilage]. A characteristic principle of hyaline cartilage. Boiling changes it into chondrin.

Cartilagimification (*kar-ti-lā-jin-if-i-kā'-shun*) [*car-ti-lā-jin*, cartilage; *shun*, to make]. A change into cartilage.

Cartilagimiform (*kar-ti-lā-jin-if-i-form*) [*cartilago*, cartilage; *form*, form]. Resembling cartilage.

Cartilaginous (*kar-ti-lā-jin-ū-s*) [*cartilago*, cartilage; *ū-s*, form]. Resembling cartilage.

Cartilaginoform (*kar-ti-lā-jin-ū-s-form*) [*cartilago*, cartilage; *form*, form]. Resembling cartilage.

Cartilago (*kar-ti-lā-jin*) [*Lat.*; *gen.*, *Cartilaginis*]. Cartilage. **C.** **triticea**, a small, oblong, fibro-cartilaginous mass, often found in the elastic ligament, the thyrohyoid, connecting the superior cornu of the thyroid cartilage with the greater cornu of the hyoid bone.

Carum (*kā-rum*) [*caropa*, caraway]. Caraway. The seeds of *C. triticea*, indigenous to Europe and an allied species native to the Pacific coast of America. Its odor and taste are due to a volatile oil. It is valuable in infantile colic, but is used chiefly as a flavor. **C.**, **Aqua** (B. P.). Dose ʒj-ij. **C.**, **Infusum**, unof., ʒi, of O. Dose ʒss-ij. **C.**, **Oleum**. Dose ʒj-v.

Caruncle (*kā-runk-l*) [*caruncula*, dim. of *caro*, flesh]. A small, abnormal fleshy growth. In biology, applied to certain elevations, protuberances, or excrescences on animals or plants, as the comb of a bird, the fleshy papilla at the inner canthus of the eye, the growths on insect larvae, and the small masses about the hilum of some seeds. **C.**, **Lachrymal**, one upon the cornu media near the inner canthus. **C.**, **Urethral**, a small, bright red growth situated on the posterior lip of the meatus urinarius; a frequent condition in women. The caruncle varies in size from a hempseed to a filbert; it is very painful, especially during micturition and coitus, and bleeds readily.

Caruncula (*kā-runk-ū-lū-lū*) [dim. of *caro*, flesh; *pl.*, *Carunculæ*]. A caruncle. **C.** **mammillaris**, the olfactory tubercle, an eminence of gray matter between the roots of the olfactory nerve.

Caruncule (*kā-runk-ū-lū-lū*) [*caruncula*, a caruncle]. The nymphs of *C. myrtiliformes, the projections of membrane near the orifice of the vagina, thought to be the means of the hymen after its rupture. They have a tendency to and in the imperforated hymen.*

Caruncular (*kā-runk-ū-lū-lū*) [*caruncula*, a caruncle]. Like or pertaining to a caruncle.

Carus (*kā-rus*) [*Carus*, a name]. Deep, lethargic sleep. **C.** **cataleptica**, a delirium. **C.** **ecstasis**, trance, or catalepsy. **C.** **lethargus**, lethargy.

Carus, **Curve or Circle of**—See *Carus*.

Carvacrol (*kā-rav-ak-rōl*) [*Lat.*, *caru*, caraway; *ak-ro*, shap]. C₁₀H₁₄O. A body occurring in the oil of certain caraway seeds. It is produced on heating caraway seeds with phosphoric acid. It is a thick oil, soluble in glycerol and turpentine; it melts at 6°

and boils at 236°. It has a very disagreeable odor and strong taste. It has been used to relieve toothache.

Carvene (*kā-rvē-n*) [*It.*, *carvi*, caraway], C₁₀H₁₆. A hydrocarbon contained in caraway. It is a light terpene. See also *Citrene*.

Carvol (*kā-rvōl*) [*It.*, *carvi*, caraway; *oleum*, oil], C₁₀H₁₄O. An aromatic alcohol isomeric with carvacrol, and obtained from oil of cumin. It is an oil with a pleasant odor, boiling at 225° C.

Caryoblast (*kā-rē-o-blast*) [*κάρυον*, a nucleus; *βλαστώς*; a germ]. Any nucleated plastidule.

Caryocinesis (*kā-rē-o-sin-ō-sis*) [*κάρυον*, a nut (nucleus); *κίνησις*, movement]. See *Karyokinesis*.

Caryocinetic (*kā-rē-o-sin-ō-tik*). See *Karyokinetic*.

Caryolysis (*kā-rē-ō-lī-sis*) [*κάρυον*, nucleus; *λύειν*, to loose]. The process of the dissolution of cell-nuclei.

Caryolytic (*kā-rē-ō-lī-tik*) [*κάρυον*, nucleus; *λύσις*, dissolution]. Pertaining to *Caryolysis*.

Caryomitosis (*kā-rē-o-mit-ō-sis*). See *Karyomitosis*.

Caryophyllin (*kā-rē-ō-fil-lin*) [*κάρυον*, a nut; *φύλλον*, a leaf] C₁₀H₁₆O or C₁₀H₁₆O₂. The neutral crystalline principle of cloves. It occurs in tasteless and odorless silky acicular crystals, soluble in warm alcohol and ether. See *Caryophyllus*.

Caryophyllus (*kā-rē-ō-fil-lus*) [*κάρυον*, a nut; *φύλλον*, a leaf]. Clove. The unexpanded flowers of *Eugenia caryophyllata*, distinguished by their pungent, spicy taste. Its properties are due to a volatile oil, which is antiseptic, stimulant, and irritant. It also contains a crystalline body, *Eugenin*, C₁₀H₁₂O₂, and a camphor, *Caryophyllin*, C₁₀H₁₆O. It is useful as a stomachic, and to prevent griping when combined with purgatives.

C., **Infusum** (B. P.). A strength of 1 to 40 recommended. Dose ʒj-ij. **C.**, **Oil**, contains an acid and a phenol compound. Dose ʒj-iv. It is used also by microscopists to clarify preparations and tissues for mounting.

Caryoplasm (*kā-rē-o-plazm*) [*κάρυον*, a nucleus; *πλάσμα*, that which is formed]. The plasm of a cell-nucleus; nuclear plasm.

Caryopsis (*kā-rē-ōp-sis*) [*κάρυον*, a nut; *ὄψις*, appearance]. In biology, an indehiscent dry fruit, like that of the wheat, in which the single seed is enveloped in the closely-adhering pericarp.

Casali Green. See *Conspectus of Pigments*, under *Pigment*.

Casali's Test. See *Tests*, *Table of*.

Casamajor's Test. See *Tests*, *Table of*.

Casaubon's Apparatus. One for charging water with CO₂ by the intermittent method.

Casca Bark (*kā-skā-kah bark*). Sassy Bark; Ordeal Bark. The bark of *Erythrophloeum guineense*, a tree native to Africa, with properties due to an alkaloid. It produces nausea and vomiting. It is valuable in intermittent fevers, and is a more powerful heart-tonic than digitalis. **C.**, **Tinct.**, 25 per cent. in strength. Dose ʒx. Unof. **C.**, **Ext. Aq.** Dose gr. j. **C.**, **Ext. Fld.** Dose ʒv-xv. **Erythrophlein**, the active alkaloid, unof., is locally an anesthetic.

Cascadœ (*kā-skad-ō-e*). See *Tinea imbricata*.

Cascara (*kā-skā-rah*) [*Sp.*, "bark"]. The bark. **C.** **amarga**, Honduras Bark. The bark of a tree native to Mexico, much used as an alterative tonic in syphilis and skin-affections. **C.** **Cordial**, a trade preparation. Dose ʒxv-ʒij. **C.**, **Fld. Ext.** Dose ʒss-j; of the powdered extract gr. v-x. Unof. **C.** **sagrada**, Chitem Bark, Sacred Bark. The bark of *Rhamnus purshiana*, or California Buckthorn. Its properties are due to a volatile oil. It is useful in the treatment of chronic constipation. All unof. **Casc. sagrad.**, **Ext.** (B. P.). Dose gr. i-vii. **Casc. sagrad.**, **Ext. Liquidum** (B. P.). Dose ʒv-ʒj.

Cascarilla (*kas-kar-il'-ah*) [Sp., dim. of *casca*, bark]. The bark of *Croton eluteria*, native to the Bahama Islands, an aromatic bitter, increasing the natural secretions of the digestive organs. **C.**, **Infus.** (B. P.). Dose $\bar{3}$ j-ij. **C.**, **Tinctura** (B. P.). Dose $\bar{3}$ ss-ij.

Cascarillin (*kas-kar-il'-in*) [*cascarilla*, dim. of *casca*, bark]. $C_6H_8O_2$. The active principle of cascarilla bark; a white, crystalline, bitter substance, scarcely soluble in water.

Case (*käs*) [*cadere*, to happen]. A single instance or example of a disease. A covering, or box-like structure. **C.**, **Brain-**, the calvaria. **C.**, **Muscle-**. See *Muscle*. **C.-taking**, the collection of memoranda and notes of an individual case for service in diagnosis or prognosis, or for use in a medico-legal inquiry. **C.**, **Trial-**, in ophthalmology, a case containing various lenses for refracting the eye, etc.

Caseation (*ka-ze-a'-shun*) [*caseum*, cheese]. The precipitation of casein during the coagulation of milk. Also a fatty degeneration of pus, tubercle, etc., in which the structure is converted into a soft, cheese-like substance.

Casein (*ka'-ze-in*) [*caseum*, cheese]. A derived albumin, the chief proteid of milk, precipitated by acids and by rennet at 40° C. It is closely allied to alkali-albumin, but contains more nitrogen and a large amount of phosphorus. It constitutes most of the curd of milk. Two varieties of **C.**, **Vegetable**, have been described.—**Legumin**, in peas, beans, etc., and **Conglutin**, in hops and almonds. **C. Saccharid**, a compound of dry casein one part, cane-sugar nine parts, and sodium bicarbonate enough to render it slightly alkaline. It is useful in preparing emulsions, whether of oils, balsams, terpenes, resins, or gum-resins.

Caseinogen (*ka-ze-in'-o-jeñ*) [*caseum*, cheese; *γεννῶν*, to produce]. A peculiar substance occurring in milk, neither an alkali-albumin nor a globulin, but occupying a distinct position among proteids. When acted upon by a digestive ferment it produces casein, or the curd of milk. Caseinogen is a proteid analogous to fibrinogen, myosinogen, etc.

Caseose (*ka'-ze-os*) [*caseum*, cheese]. A product of the gastric digestion of casein.

Caseous (*ka'-ze-us*) [*caseum*, cheese]. Having the nature or consistence of cheese.

Cashew (*kash-oo'*). The cashew-nut, the product of *Anacardium occidentale*. See *Acajou*.

Cashoo (*kash-oo'*). Same as *Catechu*.

Cassava (*kas-a'-vah*) [Sp., *casabe*]. The fecula of manioc, *Jau'pha manihot*, separated from the juice. Unof. See *Tapioca*.

Cassel Brown. Same as *Vandyke Brown*. **C. Green**. Same as *Manganese Green*. **C. Yellow**. See *Conspectus of Pigments*, under *Pigment*.

Cassel's Operation. See *Operations*, *Table of*.

Casselmann's Green. See *Conspectus of Pigments*, under *Pigment*.

Cassena (*kas-e'-nah*) [L.]. The *Ilex cassine*, the youppon-tree of the Southern U. S. Its leaves are expectorant, cathartic, emetic, and stimulant. Unof.

Casser, **Ganglion of**. See *Ganglia*, *Table of*. **C.**, **Nerve of**. See *Nerves*, *Table of*.

Casserian Ganglion. See *Ganglia*, *Table of*.

Cassia (*cash'-e-ah*) [*κασία*, a perfume]. 1. A genus of leguminous plants, several species of which afford *Senna*, *q. v.* 2. An old name, still used commercially, for the coarser varieties of cinnamon. See *Cinnamon*. **C. Bark**, *Cassia lignea*. See *Cinnamon*. **C. Buds**, the immature fruit of Chinese cinnamon; used chiefly as a spice. **C. marilandica**, of N. America, produces the leaves called American senna,

which are less active as a cathartic than the true senna.

C. Oil, a variety of oil of cinnamon, used in pharmacy and in perfumery. **C.**, **Purging**, is the fruit of a tree, *C. fistula*, growing in tropical regions. The pulp, **C. Pulpa** (B. P.), in $\bar{3}$ j-ij doses is a mild laxative.

Cassideus (*kas-id'-e-us*) [*caisis*, a helmet]. In biology, helmet-shaped.

Cassimuniar, or **Cassumunar** (*kas-im-u'-ne-ar*, or *kas-um-u'-nar*). The plant *Zingiber cassumunar* and its aromatic rhizome, formerly used like true ginger; now scarcely known in commerce or in pharmacy. It is tonic and stimulant. Unof.

Cassius's Purple. See *Pigments*, *Conspectus of*.

Cassonade (*kas-on-ad'*) [Fr.]. A name formerly applied in the French colonies to *Muscovado Sugars*, *q. v.*

Cast (*kast*) [ME., *casten*, to throw]. 1. A mass of fibrous or plastic material that has taken the form of some cavity in which it has been moulded. From their source, casts may be classified as bronchial, intestinal, nasal, esophageal, renal, tracheal, urethral, vaginal, etc. Of these, the *renal* casts are the most important, by reason of their significance in diseases of the kidney. Classed according to their constitution, casts are epithelial, fatty, fibrinous, granular, hyaline, mucous, sanguineous, waxy, etc. See *Tube-casts*. 2. To throw off; applied to labor in cattle. 3. Strabismus.

Castanea (*kas-tal'-ne-ah*) [L.]. Chestnut. The leaves of *C. vesca*. They contain tannic and gallic acids and other principles whose value is not known. They are used in infusion or decoction as a remedy for whooping-cough. **C.**, **Fid. Ext.** Dose \bar{m} v-lx.

Castillon's Powders. Powders containing sago, salep, tragacanth, of each 8 parts, prepared oyster-shells, 2, cochineal, 1. They are used in treating diarrhea and dysentery.

Casting (*kast'-ing*) [ME., *casten*, to throw]. In dental mechanism, running fused lead, tin, zinc, or brass into a mould made in sand, with a plaster transfer of any portion or the whole of the alveolar border and so many of the teeth as may be remaining in it, and the palatine arch when it becomes necessary to adapt a plate to it.

Castor (*kas'-tor*). See *Castoreum*. **C. Bean** and **C. Oil**. See *Ricini*.

Castoreum (*kas-to'-re-um*) [*καστωρ*, the beaver]. The dried preputial follicles and their secretion, obtained from the beaver, *Castor fiber*. It is a reddish-brown substance with a strong odor. It is antispasmodic and stimulant, its action resembling that of musk. **C.**, **Tinct.** Dose $\bar{3}$ ss-j. Unof.

Castoria (*kas-to'-re-ah*) [*καστωρ*, the beaver]. A proprietary medicine recommended as a substitute for castor oil.

Castorin (*kas'-tor-in*) [*καστωρ*, the beaver]. A crystalline substance obtained from castor.

Castration (*kas-tra'-shun*) [*castrare*, to cut]. Orchestomy; the excision of one or both testicles. **C.**, **Female**, removal of the ovaries; oophorectomy; \bar{s} -paying.

Casts (*kasts*). See *Cast*, and *Tube-Casts*.

Casual (*kas'-u-al*) [*casus*, chance]. Fitted or set apart for the treatment of accidental injuries, as a casual ward in a hospital.

Casualty (*kas'-u-al-ty*) [*casus*, chance]. An accidental injury; a wound, or loss of life, accidentally incurred; an injury in a battle.

Catabasis (*kat-ab'-as-is*) [*κατάβασις*, a descent]. The decline of a disease.

Catabolery, or **Katabolery** (*kat-ab-ol'-er-je*) [*κατά*, down; *βάλλειν*, to throw; *ἔργον*, work]. Energy expended in katabolic processes.

Catabolic (*kat-ab-ol'-ik*) [*κατά*, down; *βάλλειν*, to throw]. Of the nature of, or pertaining to, catabolism.

Catabolism (*kat-ah'-o-lizm*) [*κατα*, down; *βάλλειν*, to throw]. Destructive metamorphosis; dissimilation; physiologic disintegration; movement toward a cata state.

Catabythismomania (*kat-ah-thiz-mo-mi'-o-ni-ah*) [*καταβύθισμος*, submergence; *μανία*, madness]. Insane impulse to suicide by drowning.

Catabythismus (*kat-ah-thiz-mus*) [*καταβύθισμος*, submergence]. Drowning; especially suicidal drowning.

Catacathartic (*kat-ah-thah'-tik*) [*κατα*, down; *καθάρσις*, purgation]. 1. Purging. 2. A medicine or agent that causes purgation.

Catacausis (*kat-ah'-suz*) [*κατα*, down; *καίειν*, to burn]. Spontaneous combustion.

Cataclasis (*kat-ah'-lasis*) [*κατα*, down; *κλάειν*, to break]. A fracture.

Catacleisis (*kat-ah'-leis*) [*κατακλείειν*, a locking]. Closure of the eyelids by adhesion or by spasm.

Catacorolla (*kat-ah'-ko-ro-lah*) [*κατα*, against; *corolla*, a little crown]. In biology, a secondary corolla either within or without the true corolla.

Catacrotic (*kat-ah'-krot-ik*) [*κατα*, down; *κροτός*, a striking]. Interrupting the line of descent in a sphygmogram.

Catacrotism (*kat-ah'-krot-izm*) [*κατα*, down; *κροτός*, a striking]. An interruption or oscillation of the line of descent in a sphygmogram; the quality of being catacrotic or of being marked by oscillation in the sphygmographic line of descent.

Catadicrotism, or Katadicrotism (*kat-ad-ik'-krot-izm*) [*κατα*, down; *διπλοκροτός*, double beating]. The occurrence of a divided or double pulsation in the downward stroke of the sphygmograph.

Catadidymous (*kat-ad-id'-im-us*) [*κατά*, down; *δίδυμος*, twin]. Joined into one, as a twin monstrosity, but with a downward cleavage, so that the upper parts are double.

Catadidymus (*kat-ad-id'-im-us*) [*κατα*, down; *δίδυμος*, twin]. A catadidymous monstrosity.

Catadromous (*kat-ad'-ro-mus*) [*κατά*, down; *δράμειν*, running down]. In biology, applied to such fishes as descend rivers to spawn in the sea, e.g., the eel.

Catagenesis (*kat-ah-en'-sis*) [*κατα*, down; *γένεσις*, generation]. In biology, the process of creation by retrograde metamorphosis of energy, or by the specialization of energy (Cope).

Catagma (*kat-ag'-mah*) [*κατάγμα*, a fracture; *pl.*, *Catagmata*]. A fracture.

Catagmatic (*kat-ag-mat'-ik*) [*κατάγμα*, a fracture]. 1. Relating to or serviceable in cases of fracture. 2. A remedy that promotes the union of broken parts.

Catagoglossum (*kat-ag-glosh'-um*) [*κατάγιγναι*, to draw down; *γλῶσσα*, the tongue]. A tongue-depressor.

Catalepsia (*kat-ah'-lep-sah*). See *Catalepsy*.

C. artificialis, artificial or hypnotic catalepsy. **C. accessoria**, catalepsy associated with some other leading nervous affection. **C. cerea**, waxen catalepsy; catalepsy in which the limbs if placed in any given position will retain it as if they were made of wax. **C. epidemica**, the epidemic or imitative variety. **C. spuria**, or false catalepsy. See *Ecstasy*.

Catalepsy (*kat-ah'-lep-si*) [*κατα*, down; *λαμβάνειν*, to seize]. A peculiar torpor characterized by loss of will and motor energy, due to a diseased condition of the central nervous system. It occurs in those of the neuritic diathesis, and normally between the ages of 20 and 30 years. It is commonly associated with hysteria, but may also be associated in connection with tetanus and the various paralytic states. It often forms a part of the hypnotic state. See *Monomania, m.* **C.** **Local**, that affecting a single organ or group of muscles. **C.** **Plastic**. See *Plastic, m.*

Cataleptic (*kat-ah'-lep'-tik*) [*κατα*, down; *λαμβάνειν*, to seize]. Relating to, affected with, or of the nature of, catalepsy.

Cataleptiform (*kat-ah'-lep'-tif-orm*) [*κατα*, down; *λαμβάνειν*, to seize; *forma*, form]. Resembling catalepsy.

Catalpa (*kat-ah'-pah*) [native Am. Indian]. A genus of American and Asiatic bignoniaceous trees. **A.** **big-noniodes** and **A. speciosa**, of North America, have astringent, antelmintic, and tonic qualities; the leaves and pods are reputed anodyne, emollient, and antasthmatic. Unof.

Catalysis (*kat-ah'-is-is*) [*καταλύειν*, to dissolve]. In chemistry, a reaction that appears to take place owing to the mere presence of another body that apparently undergoes no change.

Catalytic (*kat-ah'-il'-ik*) [*καταλύειν*, to dissolve]. 1. Of the nature of, or characterized by, catalysis. 2. Any medicine that is supposed to break down, destroy, or counteract morbid agencies existing within the economy. See *Alterative*.

Catamenia (*kat-am'-e-ne-ah*) [*κατά*, concerning, according to; *μήν*, month]. The recurrent monthly discharge of blood during sexual life from the genital canal of the female.

Catamenial (*kat-am'-e-ne-al*) [*κατά*, concerning; *μήν*, a month]. Pertaining to the catamenia.

Catantochasmus (*kat-an-to-kaz'-mus*) [*κάταντα*, downward; *χάσμα*, an expanse]. In craniometry, Lissauer's term for a skull in which the angle between the radius fixus and a line joining the anterior point of the foramen magnum and the posterior nasal spine is less than 13°.

Catantopylus (*kat-an-top'-il-us*) [*κάταντα*, downward; *πήληξ*, an opening]. In craniometry, Lissauer's term for a skull in which the angle between the radius fixus and the line joining the anterior and posterior points of the foramen magnum is between one and eight degrees.

Catantorrhinus (*kat-an-tor-i'-nus*) [*κάταντα*, downward; *ῥίς*, the nose]. In craniometry, Lissauer's term for a skull in which the angle between the radius fixus and the line joining the wing of the vomer and the anterior nasal spine is between 1° and 16.5°.

Catantostomus (*kat-an-tos'-to-mus*) [*κάταντα*, downward; *στόμα*, the mouth]. In craniometry, Lissauer's term for a skull in which the angle between the radius fixus and a line joining the premaxillary point and the wing of the vomer is between 9° and 25.5°.

Catanturaniscus (*kat-an-tur-an-is'-kus*) [*κάταντα*, downward; *οὐρανίσκος*, the roof of the mouth]. In craniometry, Lissauer's term for a skull in which the angle between the radius fixus and the line joining the posterior rim of the incisor foramen and the premaxillary point is between 1° and 20°.

Catanturanus (*kat-an-tur'-an-us*) [*κάταντα*, downward; *οὐρανός*, the palate]. In craniometry, Lissauer's term for a skull in which the angle between the radius fixus and the line joining the premaxillary point and the nasal spine is between 1° and 17°.

Catapasm (*kat-ah'-az-m*) [*κατάπασμα*, powder]. A dry powder to be sprinkled upon the skin or upon a sore.

Catapetalous (*kat-ah'-el'-al-us*) [*κατά*, against; *πέταλον*, a leaf]. In biology, applied to polypetalous flowers in which the bases of the petals are adherent to the bases of the stamens.

Cataphasia (*kat-ah'-ah'-z-ah*) [*κατόρθωσις*, assent]. A condition of imperfect consciousness, in which the patient repeatedly utters the same word or words spontaneously, or in reply to a question.

Cataphora (*kat-ah'-o-rah*) [*κατασθόρα*, a fall]. Lethargy; imperfect or restless coma, with intervals of coma-vigil.

Cataphoresis (*kat-af-or-e'-sis*) [*καταόρειν*, to bring down]. The introduction of drugs into the system through the skin, by means of ointments or solutions applied by the electrode of a battery.

Cataphoric (*kat-af-or'-ik*) [*κατα*, down; *φορῆειν*, to carry]. Passing, or causing a passage, from the anode to the kathode, through a diaphragm or septum.

Cataphract (*kat-af-rakt*) [*κατασφρακτῆς*, a coat of mail]. In biology, the protective armor-plates or scales of some animals.

Cataphracted (*kat-af-rak-ted*) [*κατασφρακτῶς*, mailed]. In biology, protected by an armor of thick skin, heavy plates or scales.

Cataphyllum (*kat-af-il'-um*) [*κατά*, down; *οἶλλον*, a leaf]. In biology, a rudimentary scale-like leaf, as a cotyledon or bud-scale.

Cataplasis (*kat-ap'-las-is*) [*κατά*, down; *πλῆσις*, formation]. The stage of decline in the individual life.

Cataplasm (*kat-ap-lazm*) [*κατάπλασμα*, a poultice]. See *Poultice*. **C.**, **Emollient**. See *Species emollientes*.

Cataplasm (*kat-ap-laz'-mah*) [L.]. A cataplasm.

C. fermenti (B. P.), beer yeast, wheaten flour, water at 100° F. A stimulant and antiseptic for indolent ulcers.

Cataplectic (*kat-ap-lek'-tik*) [*κατάπληξις*, a striking down]. Fulminant; sudden and overwhelming.

Cataplexis (*kat-ap-leks'-is*) [*κατάπληξις*, a striking down]. 1. A sudden and overwhelming shock or attack of disease; prostration by the onset of disease, or by shock. 2. Hypnotic sleep.

Cataptonsis (*kat-ap-to'-sis*) [*κατά*, down; *πτώσις*, a falling]. Apoplexy; epilepsy; paralysis; ptosis.

Cataract (*kat-ar-akt*) [*καταράκτης*, a falling down or over, as of something over the vision]. Diminished transparency or an opacity of the crystalline lens, or of its capsule. **C.**, **Artificial Maturation of**, *Förster's Method* consists in friction of the cornea against the lens by pressure upon the cornea. *Beltmann's Method* consists in "direct trituration" of the lens with a spatula introduced into the anterior chamber. Both methods are preceded by an iridectomy. **C.**, **Black**, the lens is pigmented, and of a dark-brown color. **C.**, **Capsular**, consists in non-transparent deposits on the inner surface of the capsule. **C.**, **Cortical**, opacification of the outer layers of the lens. **C.**, **Diabetic**, is associated with diabetes. **C.**, **Discission of**, an operation preliminary to absorption, or extraction by suction, consisting in rupturing the capsule, so that the aqueous humor gains access to the lens. **C.**, **Extraction of**, removal of the cataractous lens by surgical operation. See *Extraction of C.* **C.**, **Fluid**, *C.*, **Lacteal**, the breaking up of an opaque lens into a milky fluid. **C.**, **Green**, a name given to a grayish-green reflex seen in glaucoma; it is also seen when the pupil is dilated and at the same time the media are not completely transparent. **C.**, **Immature**, or **Unripe**, only a part of the lens-substance is cataractous. **C.**, **Lacteal**. See *C.*, *Fluid*. **C.**, **Lamellar**, or **Zonular**; certain layers between the cortex and nucleus are opaque, the remaining layers being transparent. **C.**, **Mature**, or **C.**, **Ripe**, the whole lens-substance is cataractous. **C.**, **Morgagnian**, when a *hypermature* or *overripe C.* shrinks and leaves a nucleus floating in the dissolved outer layers. **C.**, **Naphthalinic**, an opacity of the lens of a rabbit following the administration of naphthalin. **C.**, **Polar** (anterior or posterior), the opacity is confined to one pole of the lens. **C.-pricker**. See *Cataract-pricking*. **C.-pricking**, a name given to the old method of artificial luxation of the lens in cases of cataract. A needle was passed into the sclera on the outer margin of the cornea and into the lens, which was then depressed into the vitreous. Those

who performed this operation were called *cataract-prickers*. **C.**, **Pyramidal**, the opacity is at the anterior pole and is conoid, the apex extending forward. **C.**, **Recurrent Capsular**, or **Secondary**, capsular cataract, appearing after the extraction of the lens. **C.**, **Senile**, the cataract of old persons, the most frequent form, and that understood when not specified as *congenital, juvenile, traumatic, soft*, etc. **C.**, **Soft**, is especially that of the young; the lens matter is of soft consistency and milky appearance.

Cataracta (*kat-ar-ak'-tah*). See *Cataract*. **C. secundaria**. See *After-cataract*.

Cataractous (*kat-ar-ak'-tus*) [*καταράκτης*, a falling down or over]. Of the nature of or affected with cataract.

Catarrh (*kat-ar'*) [*καταρρῆειν*, to flow down]. Inflammation of a mucous membrane, especially of the respiratory tract, but also applied to the bladder, etc. Its main symptoms are redness and swelling of the affected membrane with a more or less profuse mucous discharge. **C.**, **Epidemic**. See *Influenza*. **C.**, **Gastric**, gastritis, acute or chronic. **C.**, **Intestinal**, enteritis, acute or chronic. **C.**, **Nasal**, coryza, *q. v.* See also *Rhinitis*. **C.**, **Pulmonary**, bronchitis, acute or chronic. **C.**, **Suffocative**. Synonym of *Capillary Bronchitis, q. v.* See also *Suffocative Catarrh*. **C.**, **Uterine**, endometritis. **C.**, **Veneral**. Synonym of *Gonorrhoea*. **C.**, **Vesical**, cystitis.

Catarrhal (*kat-ar'-al*) [*καταρρῆειν*, to flow down]. Of the nature of, affected with, or relating to catarrh. **C. Fever**. Synonym of *Influenza*.

Catarrhus (*kat-ar'-us*). See *Catarrh*. **C. genitalium**. Synonym of *Leucorrhoea*.

Cataschasm (*kat-as-kazm*) [*κατα*, down; *σχάσμις*, a cutting]. Deep or thorough scarification.

Catastatic (*kat-as-tal'-tik*) [*καταστίλλειν*, to check, to send downward]. 1. Astringent. 2. Passing from above downward (as a nerve impulse).

Catastasis (*kat-as-tas-is*) [*καταστάσις*, a settling]. Condition, state, habit; a decline, or quieting of symptoms; restitution, as of a displaced part.

Catastate (*kat-as-tat*) [*καταστατός*, settling down]. Any one of a series of successive catabolic states, substances, or conditions, each one of which is less complex, more stable, and exhibits less functional activity than its predecessor.

Catastatic (*kat-as-tal'-ik*) [*καταστασις*, a settling down]. Relating to a catastasis, or to a catastate.

Catatonía, or **Katatonía** (*kat-at-o'-ni-ah*) [*κατά*, down; *τόνος*, tension]. A form of mental derangement progressing from melancholia successively through mania and stupidity to imbecility and tonic convulsions.

Catatoniac (*kat-at-o'-ne-ah*) [*κατα*, down; *τόνος*, tension]. One who is the subject of catatonía.

Catatoný (*kat-at-o'-ni*). See *Catatonía*.

Catechin (*kat-e'-chin*) [*catechu*], C₁₅H₂₀O₆ - 5H₂O. Catechinic acid, the active principle of catechu. It crystallizes in shining needles of a snow-white, silky appearance.

Catechol (*kat-e'-chol*). See *Pyrocatechin*.

Catechu (*kat-e'-choo*) [E. Ind.]. An extract prepared from the wood of *Acacia catechu*, a native of the East Indies. It contains 50 per cent. of tannic acid, and hence is a powerful astringent. It is used for the diarrhea of children and as a gargle and mouth-wash. Dose of the powdered extract gr. j-5ss. See also *Pigments, Conspicuous of*. **C.**, **Infusum** (B. P.). Dose ʒj-iss. **C.**, **Pulv. Comp.** (B. P.). Contains catechu, kino, and rhatany. Dose gr. xx-xl. **C.**, **Tinct. Composita**, contains catechu 10, cassia cinnamon 5, dilute alcohol q. s. Dose ʒx-ʒj. **C.**, **Trochisci**, each contains one grain of catechu with sugar, tragacanth, and orange flower water.

Catelectrotonus (*káta-ék-tó-nos*) [*káta*, down; *ék-tó-nos*, amber; *nos*, tension]. The state of increased irritability of a nerve near the cathode. See *Amber*, *catania*.

Catenulate (*ká-tē-nū-lá-tē*) [*katē-nū-lā*, a small chain]. In biology, having a chain-like arrangement.

Catgut (*kát-gūt*). The intestines of a sheep treated to make ligatures. **C.**, **Carbolized**, catgut rendered aseptic by soaking in a solution of carbolic acid. **C.**, **Chromicized**, treated with chromic acid. **C. Mat.**, an appliance used in intestinal anastomosis for the purpose of approximating the edges of the severed intestines. **C. Plate**, an appliance for uniting the intestinal edges in intestinal anastomosis. It is made of a solid catgut sheet; is thin, large, and flat, and resembles the Semm decalcified bone plate.

Catha (*ká-tā*) [*At.*, *catē*]. A genus of Celastraceae plants. **C. edulis** affords leaves and twigs which the Arabs use as a substitute for tea and coffee.

Catharma (*ká-thar-má*) [*katárhama*, refuse; *pl.*, *Catharmata*]. That which is removed by purgation; excrement.

Catharsis (*ká-thar-sis*) [*katárhais*, to purge]. Purgation.

Cathartic (*ká-thar-tik*) [*katárhaktēs*, purging]. 1. Purgative. 2. A medicine used to produce evacuations of the bowels. A purgative. **C. Acid**. See *Senna*. **C. Pill, Compound**. See *Coleonyth*.

Cathelectrotonus. See *Catelectrotonus*.

Cathesis or Cathæresis (*ká-thēr-sis*) [*katárhēn*, to cut down]. 1. Prostration or weakness induced by medication. 2. Caustic action; it often designates a feebly caustic action.

Catheretic (*ká-thēr-et-ik*) [*katárhēn*, to reduce]. 1. Reducing; weakening; prostrating. 2. Caustic. 3. A reducing or caustic agent.

Catheter (*ká-thēt-er*) [*katáthēn*, a thing put down]. A tube-like instrument for evacuating the liquid of a cavity, usually the bladder. **C.**, **Bozeman's**, a double-current uterine catheter. **C.**, **Eustachian**, an instru-

rubber and of varying caliber, somewhat triangular on section, used for the dilatation of laryngeal strictures. **C.**, **Self-retaining**, one that will hold itself within the bladder without other appliances to assist it. **Catheterism, or Catheterization** (*ká-thēt-er-izm*, or *katáthēt-er-iz-a'-shun*) [*katáthēn*, a thing put down]. The use or passing of a catheter.

Catheterize (*ká-thēt-er-iz*) [*katáthēn*, a thing put down]. To operate upon with a catheter.

Cathetometer (*ká-thēt-om-ēt-er*) [*káthētos*, a plumb-line; *metron*, a measure]. An instrument of precision used in craniometry for determining the length, breadth, height, and possible alomorphy of the skull.

Cathetometric (*ká-thēt-ō-mēt-rik*) [*káthētos*, a plumb-line; *metron*, a measure]. Relating to the cathetometer.

Cathetometry (*ká-thēt-om-ēt-er*) [*káthētos*, a plumb-line; *metron*, a measure]. The measurement of the skull by the cathetometer.

Cathodal (*ká-thō-dal*) [*katá*, down; *ódos*, way]. Relating to a cathode.

Cathode (*ká-thō-d*) [*katá*, down; *ódos*, way]. The negative electrode or pole of an electric circuit.

Cathodic (*ká-thō-d-ik*) [*katá*, down; *ódos*, way]. 1. Relating to a cathode. 2. Proceeding downward; effluent or centrifugal (applied to a nerve-current or nerve-impulse).

Catholicon (*ká-thō-l-ik-on*) [*katóthikón*, universal]. A universal remedy; a cure-all.

Cation (*kát-ion*) [*katá*, downward; *ivai*, to go]. An electro-positive element; one that accumulates at the cathode in electrolysis. See *Ion*.

Catkin (*kát-kin*) [*Ger.*, *Kätzchen*, dim. of cat]. In biology, the indeterminate deciduous, scaly spike of unisexual sessile flowers, forming the inflorescence of many trees, e.g., the willow and birch. Cf. *Ament*.

Catling, or Catlin (*kát-ling*, or *kát-lin*). A long, pointed, two-edged knife for amputating.

Catnep, or Catnip (*kát-nēp*, or *-nip*) [corruption of catmint]. The leaves and tops of the herb *Nepeta cataria*, a stimulant and tonic; a popular remedy for chlorosis, hysteria, etc. Dose of fld. ext. $\frac{5}{j}$ - $\frac{ij}{j}$. Unof.

Catocathartic (*kat-ō-kath-art-ik*). See *Catocathartic*.

Catoche (*kát-ō-ke*) [*katōchi*, catalepsy]. Catochus.

Catochus (*kát-ō-kus*) [*katōchos*, a holding down]. 1. Catalepsy; coma-vigil. 2. Apparent death; trance.

Catodont (*kát-ō-dont*) [*katō*, down; *odont*, tooth]. Possessing teeth only in the lower jaw.

Catoptric Test, the diagnosis of cataract by means of the reflection of images from the cornea and lens-capsules.

Catoptrics (*kat-ōp-triks*) [*katōptrikós*, in a mirror]. The laws of the reflection of light.

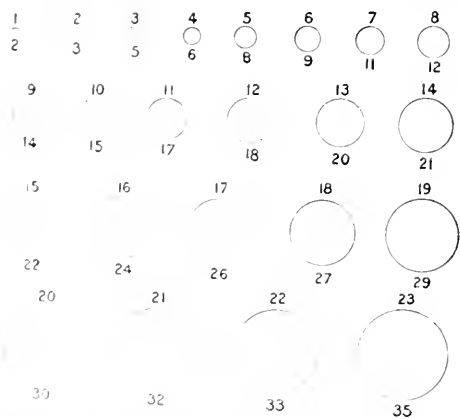
Catorhinus (*kat-ō-rin-us*) [*katō*, below; *rhis*, the nose]. In craniometry, Lissauer's term for a skull in which the angle between the radius fixus and the line joining the wing of the nose and the anterior nasal spine is between 16.5° and 33°.

Catostomus (*kat-ō-sto-mus*) [*katō*, below; *stoma*, the mouth]. In craniometry, Lissauer's term for a skull in which the angle between the radius fixus and the line joining the premaxillary point and the wing of the vomer is between 25.5° and 42.5°.

Catoteric (*kat-ō-ter-ik*) [*katōptrikós*, a carrying downward]. A purgative or cathartic.

Catotica (*kat-ō-ik-ah*) [*katōptrikós*, a carrying downward]. Medicines or diseases that affect the internal surfaces of the body.

Catotretous (*kat-ō-ter-ēt-us*) [*katá*, down; *trētōs*, perforate]. In biology, having the oral and anal apertures on the ventral surface. **C.**, **Amaraosis**, a condition noted in suppurative choroiditis in which the



THE SIZES OF CATHETERS.

The numbers refer to the size of the American system; the circles to that of the French.

metal tube, making the E. tube, distending or making artificial rupture. **C. Fever**, systemic disturbance, with fever, following the introduction of the catheter into the prostate. **C.**, **Gouley's**, a solid curved-steel instrument graduated on its inferior aspect, for passing over a gland through a stricture into the bladder. **C.**, **Lung**, a soft rubber tube that may be passed down the trachea. **C.**, **Schrotter's**, instruments of hard

- exudate is visible at a distance as a vivid whitish or yellowish reflex from the pupil. **C. Pupil.** See *Pupil*.
- Catouraniscus** (*kat-o-ūr-an-is'-kus*) [*κάτω*, below; *οἰρανίσκος*, the roof of the mouth]. In craniometry, Lissauer's term for a skull in which the angle between the radius fixus and the line joining the center of the posterior margin of the incisor foramen and the premaxillary point is between 20° and 40°.
- Catouranus** (*kat-o-ūr'-an-us*) [*κάτω*, below; *οἰρανός*, the roof of the mouth]. In craniometry, Lissauer's term for a skull in which the angle between the radius fixus and the line joining the premaxillary point and the posterior nasal spine is between 17° and 34°.
- Cattarrhine** (*kat'-ar-in*) [*κατά*, down; *ῥίς*, the nose]. In biology, of or pertaining to those monkeys and apes that have approximated nostrils, directed downward and separated by a narrow septum.
- Cattimandu** (*kat-im-an'-doo*) [E. Ind.]. An E. Indian tree, *Euphorbia cattimandoo*; also its medicinal gum. It is used as a cement and as a remedy for rheumatism. When fresh it is an active vesicant. Unof.
- Cattle-Plague** (*kat'-l plag*). See *Rinderpest*.
- Caucasian Idiocy** (*kaw-kaw'-yan id'-e-o-se*). See *Idiocy*, *Ethnic*.
- Cauda** (*kaw'-dah*) [L.]. A tail-shaped appendage. The tail-like part of the caudatum. **C. cerebelli**, the vermiform process. **C. epididymidis**, the inferior part of the epididymis. **C. equina**, the terminal extremity of the spinal cord, in conjunction with the roots of the sacral nerves. **C. pancreatis**, the slender left extension of the pancreas.
- Caudal** (*kaw'-dal*) [*cauda*, the tail; *ad*, to]. Toward the tail or cauda; opposed to *cephalad*: in man, downward.
- Caudal** (*kaw'-dal*) [*cauda*, the tail]. Pertaining to a cauda, or tail. The term *Ural* has been proposed to take the place of caudal.
- Caudalis** (*kaw-da'-lis*) [*cauda*, a tail]. In biology, applied as the specific name of fins or other organs near the tail.
- Caudate** (*kaw'-dat*) [*cauda*, a tail]. Having or resembling a tail. **C. Lobe of Liver**, a small elevation of the liver. **C. Nucleus**, the intra-ventricular portion of the corpus striatum. See also *Caudatum*.
- Caudatum** (*kaw-da'-tum*) [*cauda*, a tail]. A ganglion or free ring of gray matter circling round the lenticularis of the brain. It is massive in the frontal portion, but becomes attenuated caudad; the anterior portion is called the head, the posterior the tail.
- Caudex** (*kaw'-deks*) [*caudex*, a tree-stem]. In biology, applied to the scaly, unbranching trunk of a palm tree or tree fern.
- Caudicle** (*kaw'-dik-l*) [*caudex*, the stem of a tree]. In biology, a little stalk, as that of the pollen-masses in orchideous plants.
- Caudiduct** (*kaw'-de-duk-t*) [*cauda*, tail; *ducere*, to draw]. In biology, to draw or carry backward toward the tail.
- Cauditrunk** (*kaw'-de-trunk*) [*cauda*, tail; *truncus*, trunk]. In biology, that part of the body behind the head of fishes and fish-like mammals.
- Caudle** (*kaw'-dl*) [ME., *caudel*, a warm drink]. A nutritious food for invalids. It is made as follows: Beat up an egg to a froth; add a glass of sherry and half a pint of gruel. Flavor with lemon-peel, nutmeg, and sugar.
- Caudula** (*kaw'-du-lah*) [*cauda*, a tail]. In biology, a marginal tail-like process.
- Caul** (*kaw-l*) [ME., *calle*, a hood]. 1. A portion or all of the fetal membranes covering the head and carried out in advance of it in labor. 2. The great omentum.
- Calescent** (*kaw-les'-ent*) [*caulis*, a stalk]. In biology, applied to plants having a distinct leaf-bearing stem.
- Caulicle** (*kaw'-lik-l*) [*caulis*, a stalk]. In biology, that portion of the stem of an embryo plant that is below the cotyledons and above the radicle.
- Cauliflower Excrescence** (*kaw-le-flo-w'er eks-kris'-ens*). Epithelioma of the cervix uteri. See also *Verruca acuminata*.
- Cauliform** (*kaw'-lif-orm*) [*caulis*, a stalk; *forma*, shape]. In biology, resembling a stem.
- Cauligenous** (*kaw-hj'-en-us*) [*caulis*, a stalk; *genus*, producing]. Borne upon the stem.
- Cauline** (*kaw'-lin*) [*καύω*, a stalk]. In biology, of or pertaining to the stem.
- Caulis** (*kaw'-lis*) [*καύω*, a stalk]. In biology, a plant-stem.
- Caulocarpous** (*kaw-lo-kar'-pus*) [*καύω*, a stem; *καρπός*, fruit]. In biology, applied to plants that bear fruit from year to year upon the same stem.
- Caulome** (*kaw'-lom*) [*καύω*, a stem]. In biology, a general term for all kinds of stems.
- Caulophyllin** (*kaw-lo-fil'-in*) [*καύω*, a stalk; *φύλλον*, a leaf]. A resinoid precipitate from the tincture of caulophyllum. See *Caulophyllum*.
- Caulophyllum** (*kaw-lo-fil'-um*) [*καύω*, stalk; *φύλλον*, leaf]. Blue Cohosh, "Squaw-root"; the rhizome and rootlets of *C. thalictroides*, growing in Canada and the northern U. S. It contains a glucosid, *Saponin*, and two resins, one of which is *Caulophyllin*. It produces intermittent contractions of the gravid uterus, and possesses diuretic, emmenagogue, and antispasmodic powers. There are no official preparations. Dose of the powdered drug gr. v-xx; of Caulophyllin, gr. ij-v.
- Cauma** (*kaw'-mah*) [*καῖμα*, a burning; *pl.*, *Coumata*]. Fever; heat; pyresis; an inflammatory fever; a burn. **C. enteritis**. Synonym of *Intestinal Catarrh*, *Acute*.
- Caumatic** (*kaw-mat'-ik*) [*καῖμα*, a burning]. Pertaining to cauma.
- Causalgia** (*kaw-sal'-je-ah*) [*καυσός*, a burning; *ἄλγος*, pain]. Neuralgia with burning pain, often of the foot; sometimes with a local glossiness of the skin due to impairment of the normal nerve-stimulus of the part.
- Causation** (*kaw-sat'-shun*). See *Etiology*.
- Cause** (*kaw-s*) [*causa*, a cause]. The sources, conditions and origins of a result. The preceding factors that unite to produce a given condition. Causes are spoken of as efficient, instrumental, final, primary, secondary, predisposing, controlling, determining, ultimate, exciting, etc. **C. Causans**, the causing cause or the essential predetermining factor. **C., Exciting**, the immediately preceding and conditioning factor. **C., Predisposing**, that which tends to the development of a condition.
- Causoma** (*kaw-so'-mah*) [*καύσασμα*; *καίειν*, to burn; *pl.*, *Causomata*]. A burning; usually an inflammation.
- Caustic** [*καυσ'-tik*] [*καίειν*, to burn]. A substance that disorganizes or destroys living tissue; it is mostley used in surgery to destroy unhealthy growths. **C. Alkali**, a pure alkaline hydrate or oxid. **C., Common**, potassa fusa or potassa cum calce. **C., Dubois's**, arsenious acid 1, mercuric sulphite 16, dragon's blood 8 parts. **C.-holder**, a porte-caustic. **C., Lunar**, argentic nitrate, or nitrate of silver. **C., Mitigated**, argentic nitrate made less active by fusion with potassium nitrate or argentic chlorid. **C. Potash**, potassium hydrate. See *Potassium*. **C. Soda**, sodium hydrate.
- Causticity** (*kaw-sis'-it-e*) [*καίειν*, to burn]. Caustic quality; corrosiveness.

Causticum (*kā'ōst'ik'ū-m'ē*). See *Caustic*.

Cauter (*kā'ō'tēr*) [*cauterō*, a burner]. A searing-iron or cautery-iron; any caustic application.

Cauterant (*kā'ō'tēr-ant*) [*cauterō*, a burner]. 1. Caustic; escharotic. 2. Any caustic substance; a caustic.

Cauterism (*kā'ō'tēr-iz'm*). See *Cauterization*.

Cauterization (*kā'ō'tēr-iz'ch'n*) [*cauterō*, to cauterize]. The surgical application of a cautery; the effect of such application.

Cauterize (*kā'ō'tēr-iz*) [*cauterō*, to cauterize]. To sear or burn with a cautery or a caustic.

Cautery (*kā'ō'tēr-ē*) [*cauterō*, to burn]. Primarily, the term was applied to caustics, but more frequently now to the platinum-wire heated by an electric current, or the hot iron, for counter-irritation, removal of tissue, etc. **C.**, **Actual**, the white-hot iron. **C.**, **Button**, iron heated in hot water. **C.**, **Corrigan's**. See *Button*. **C.**, **Dento-Electric**, consists of a looped wire, held by set-screws, in contact with metal conductors that pass through a hard-rubber handle. The battery wires are coupled to two terminals. This appliance is held in the hand like a pencil in writing, and the current is closed by pressing a spring with the forefinger, when the resistance of the looped wire causes it to become heated. It is employed for obdurate sensitive dentine. **C.**, **Galvanic**, a platinum wire heated by electricity. **C.**, **Gas**, cauterization by a stream of burning gas directed upon the part. **C.**, **Paquelin's**, or **C.**, **Thermo-**, a hollow platinum point kept at a uniform temperature by a current of benzene vapor. **C.**, **Potential**, or **C.**, **Virtual**, the application of caustic substances.

Cava (*kā'vā*) [*L.*; *pl.*, *Cavæ*]. A vena cava.

Caval (*kā'vā'l*) [*cava*, a hollow]. Relating to a vena cava.

Cavalry Bone (*kā'vā-lrē'bon*). A bony deposit in the adductor-muscles of the thigh.

Cavernoma (*kā'vēr-nō-mā*) [*caverna*, a cavern; *ōma*, a tumor]. A cavernous tumor; a cavernous-angioma.

Cavernous (*kā'vēr-nūs*) [*caverna*, a cave]. Having cave-like spaces or hollow places. **C.** **Bodies**, the corpora cavernosa of the penis. **C.** **Breathing**, the reverberating or hollow sound of bronchial breathing in dilated or abnormal bronchi. **C.** **Groove**, the canal groove. **C.** **Plexus**. See *Plexus*. **C.** **Râle**. See *C. Breathing*. **C.** **Sinus**, situated at the side of the body of the sphenoid. **C.** **Tissue**, erectile tissue. **C.** **Tumor**. See *Angioma*. **C.** **Whisper**, whispering resonance in auscultation, modified by transmission through a cavity. **C.** **Voice**. See *Pectoriloquy*.

Cavernula Tentacularis. In biology, a subumbral tentacle funnel, surrounding the base of each tentacle in many *Ctenophora* and *Peromedusa*.

Cavernulæ Subumbrales. In biology, niches of the subumbrellar cavity in *Medusa*.

Caviar, **Caviare** (*kā'vī-ār*) [*Fr.*]. The salted hard roe of the sturgeon and other large fish.

Cavicorn (*kā'vī-k'orn*) [*corn*, hollow; *cornu*, horn]. A horn having hollow horns; or a hollow horned animal.

Cavitary (*kā'vī-tēr-ē*) [*cavatus*, hollow]. Hollow; pertaining to a cavity; a cavity; any intestinal worm that inhabits a cavity; a worm that is not ancochleate.

Cavitas (*kā'vī-tās*) [*L.*]. A hollow. **C.** **cochleata**. See *Cochleata*. **C.** **pulpæ**, the pulp-cavity of a tooth. See *Tomia*.

Cavity (*kā'vī-tē*) [*cavatus*, hollow]. Any hollow space or opening. Among the normal cavities are the cranial, pericardial, axillary, buccal, nasal, oral, pharyngeal, pleural, thoracic, ventricular, and vaginal. The abnormal are pulmonary and pleural. **C.** **plates**, a term applied in mechan-

ical dentistry to a metallic base for artificial teeth, so constructed as to have one or more vacant spaces between it and the gums, which, when applied, and the air exhausted, contributes very greatly to the firmness of its adhesion. **C.**, **Preperitoneal**, a name given by Retzius to the loose and yielding subperitoneal tissue in front of the bladder, under the supposition that it could be inflated. It is not a true cavity, but merely a succession of areolar spaces. **C.**, **Sigmoid**. See *Sigmoid*.

Cavo-valgus (*kā'vō-vā'l-gus*) [*cavus*, hollow; *valgus*, bow-legged]. Cavus combined with valgus. See *Club-foot*.

Cavum (*kā'vū-m*) [*L.*]. Any hollow or cavity, normal or pathologic. **C.** **dentis**. See *Dental Cavity*.

Cavus (*kā'vū-s*) [*L.*]. 1. A hollow; a cavity. 2. Talipes arcuatus; hollow-foot.

Cayenne Pepper (*kā'ēn'pēp'ēr*). See *Capsicum*.

Cazenave's Lupus. See *Diseases*, *Table of*. **C.**

Solution. An animal parasiticide used in dermatology. It consists of iodid of sulphur, iodid of potassium, of each 1½ drams, water 32 ounces.

Cazeneuve's Test. See *Tests*, *Table of*.

Ceanothus (*se-an-ō'thus*) [*κῶνόθος*, a kind of thistle]. A genus of rhamnaceous shrubs, chiefly N. American. *C. americanus*, New Jersey tea, red root, is used in domestic medicine as an astringent and alterative; its leaves are substituted for tea. Unof.

Ceasma (*se-az'-mah*) [*κῆσμα*, a chip; *pl.*, *Ceasmata*]. A splinter; a fissured state.

Ceasmic (*se-az'-mik*) [*κῆσμα*, a chip]. Fissured; remaining in the primitive fissured state of the embryo. See *Teratism*.

Cebadilla (*thēz-ad-ill'yah*) [*Sp.*, "little barley"]. The seed of *Asagra officinalis*, or *Schanocaulon officinale*; official in the B. P., and important as the principal source of the alkaloid veratrin. It is highly poisonous.

Cebocephalia (*se-bo-sef-a'-le-ah*) [*κεβήφαλος*, a kind of monkey; *κεφαλή*, the head]. The condition of being cebocephalic.

Cebocephalic (*se-bo-sef-a'-lik*) [*κεβήφαλος*, a kind of monkey; *κεφαλή*, the head]. Of the nature or appearance of a cebocephalus.

Cebocephalus (*se-bo-sef-a'-lus*) [*κεβήφαλος*, a monkey; *κεφαλή*, head]. A variety of single autostitic monsters of the species cyclocephalus, in which there is entire absence of the nose, with, however, two orbital cavities and two eyes, although the interocular region is narrow and perfectly flat.

Cecal (*se'-kal*) [*caecum*, blind]. Relating to or of the nature of the caecum; caecal.

Cecitas (*se'-sit-ās*) [*L.*]. Blindness.

Cecitis (*se'-sit-īs*) [*caecum*, the caecum; *itis*, inflammation]. Inflammation of the caecum; typhlitis, *q. v.*

Cecity (*se'-sit-ē*) [*caecus*, blind]. Blindness.

Cecograph (*se'-kō-graf*) [*caecus*, blind; *γράφειν*, to write]. A writing machine for the use of the blind.

Cecum (*se'-kum*) [*caecus*, blind]. The large blind pouch or *cul-de-sac* in which the large intestine begins.

Cecutiency (*se-kut'-shen-se*) [*caecitare*, to become blind]. Tendency to, or the commencement of, blindness.

Cedar (*se'-dar*) [*cedrus*, cedar]. One of the genus of coniferous trees, *Cedrus*. **C.-apple**, an excrescence or gall produced upon the red cedar, *Juniperus virginiana*, by the fungus called *Gymnosporangium macrospora*. Cedar-galls are popularly esteemed as an anthelmintic. Dose gr. viij-xviij, in powder. Unof. **C.-Gum**, the fragrant resin of *Callitris arborea*, a coniferous South African tree. It is used in making plasters. Unof. **C.-wood Oil**. See *Caulcedra*.

- Cedrela** (*sed'-re-lah*) [*κεδρέλαιη*, a cedar-fir tree]. A genus of trees found in tropical regions and allied to mahogany. **C. febrifuga**, of Southern Asia; **C. odorata**, bastard cedar, of tropical America (see *Cailcedra*); **C. rosmarinus**, of Indo-China, and **C. toona**, of India, are among the species that afford active medicines. All unof.
- Cedrene** (*se'-dren*) [*cedrus*, cedar], $C_{15}H_{21}$. A volatile liquid hydrocarbon found in oil of red cedar (see *Juniperus virginiana*), oil of cloves and oil of cubeb. **C. Camphor**, $C_{15}H_{26}O$, a camphor that separates from the oil of red cedar.
- Cedron** (*se'-driin*) [*cedrus*, cedar]. A bitter crystalline substance obtained from cedron.
- Cedriret** (*sed'-re-ret*). See *Caroulignone*.
- Cedron** (*se'-dron*) [*cedrus*, cedar]. The seeds of *C. simaba*, a popular external remedy in tropical America for the bites of venomous insects and serpents, and of reputed value in malarial fevers. Dose of the fld. ext. η j-viii.
- Ceke** (*thék'-e*). A Feejee term for elephantiasis of the scrotum.
- Celandini** (*sel'-an-din*). See *Chelidonium*.
- Celastrus** (*sel'-as'-trus*) [*κίχαστρος*, an evergreen tree]. A genus of trees and shrubs, nearly allied to *Euonymus*. Many of the species are medicinal, and some are poisonous. **C. scandens**, the climbing staff-tree of North America, is cathartic, diuretic, and alterative; it is called waxwork, bitter-sweet, and fever-twig.
- Celation** (*sel'-at'-shun*) [*celatio*, a hiding]. The concealment of illness, of a birth, or of pregnancy.
- Cele** (*se'-le*) [*κοίλον*, hollow]. An encephalic cavity; used instead of ventricle.
- cele** (*sel')* [*κίχην*, a tumor]. A suffix denoting a tumor.
- Celelmith** (*se'-lel-minth*) [*κοίλον*, hollow; *έλμινθ*, worm]. A parasitic worm with a digestive canal or cavity; a cavitary worm.
- Celery** (*sel'-er-e*) [*σίλιβρον*, a kind of parsley]. The stalk of *Apium graveolens*, or common garden celery. It contains *Apiol*, *q. v.* It is reputed to be antispasmodic and nervine. Dose indefinite. **C. Seed**, used to cover the taste of other drugs. Unof.
- Celia** (*se'-le-ah*) [*κοιλία*, the belly]. 1. The belly; the stomach. 2. Any ventricle, or normal cavity of the brain.
- Celiac** (*se'-le-ak*) [*celiacus*; *κοιλία*, belly]. Abdominal. Pertaining to the belly. **C. Affection**, a chronic intestinal disorder most commonly met with in children between the ages of one and five, characterized by the occurrence of pale, loose stools, not unlike gruel or oatmeal-porridge; they are bulky, not watery, yeasty, frothy, and extremely offensive, and are accompanied by anemia and debility without much emaciation. The exhaustion may be aggravated by intercurrent attacks of watery diarrhea, and death may supervene. It is also called *Diarrhœa alba* or *Diarrhœa chylosa*. It is due probably to a temporary suspension of the pancreatic function. **C. Artery**. Same as *C. Axis*. See *Arteries*, *Table of*. **C. Axis**, a branch of the abdominal aorta; it divides into the gastric, hepatic, and splenic arteries. See *Arteries*, *Table of*. **C. Ganglion**. See *Ganglion*, *Semilunar*. **C. Passion**. painful diarrhea, or dysentery. **C. Plexus**. See *Plexuses*, *Table of*.
- Celiaca** (*se-li'-ak-ah*) [*κοιλία*, the abdomen]. Diseases of the abdominal organs.
- Celiadelphus** (*se-le-ad-el'-fus*) [*κοιλία*, belly; *ἀδελφός*, brother]. A monstrosity having two bodies joined at the abdomen.
- Celiagra** (*se-le-at'-grah*) [*κοιλία*, belly; *ἀγρα*, seizure]. Abdominal gout.
- Celialgia** (*se-le-al'-je-ah*) [*κοιλία*, belly; *ἀγρος*, pain]. Pain in the abdomen.
- Celian, Celine** (*se'-le-an, se'-lin*). Same as *Celiac*.
- Celiocyesis** (*se-le-o-si-el'-sis*) [*κοιλία*, belly; *κίσις*, pregnancy]. Abdominal extra-uterine gestation.
- Celiolymph** (*se'-le-o-limf*) [*κοιλία*, a cavity; *lymph*, water]. The cerebro-spinal fluid.
- Celiomyalgia** (*se-le-o-mi-al'-je-ah*) [*κοιλία*, belly; *μυς*, muscle; *ἀγρος*, pain]. Pain in the abdominal muscles.
- Celioncus** (*se-le-ong'-kus*) [*κοιλία*, the belly; *ὄγκος*, a swelling]. A tumor of the abdomen.
- Celiopyosis** (*se-le-o-pi-o'-si*) [*κοιλία*, belly; *πιωσις*, a suppuration]. Suppuration in the abdominal cavity.
- Celiorrhœa** (*se-le-or-el'-ah*) [*κοιλία*, the belly; *ῥέειν*, to flow]. Diarrhœa.
- Celioschisis** (*se-le-ol'-kis-is*) [*κοιλία*, belly; *σχισις*, fissure]. Congenital abdominal fissure.
- Celiotomy** (*se-le-ol'-o-me*) [*κοιλία*, belly; *τομή*, a cutting]. Surgical opening of the abdominal cavity.
- Celitis** (*se-li'-tis*) [*κοιλία*, belly; *ιτις*, inflammation]. Inflammation of the abdominal organs.
- Cell** (*sel*) [*cella*, a small, hollow cavity]. 1. In anatomy, any one of the interstitial spaces and small cavities of the bones, etc. 2. In biology, a nucleated mass of protoplasm capable of reproduction. A mass of protoplasm, with or without a cell-wall and with or without a nucleus. 3. A galvanic element, or single member of a galvanic battery without the connecting wire between the metals. See *Battery*. 4. The case or cup in which a zoöid or larva is located. See *Cell-body*. **C., Abbe-Zeiss Counting**, a glass receptacle cemented upon a glass slide, its floor being marked in microscopic squares. It is used for counting the blood-corpuscles. **C., Air**. See *Air-cell*. **C., Ameboid**, a cell capable of changing its form and of moving about like an ameba. **C., Apolar**, a nerve-cell without processes or poles, such as has been ascribed to the sympathetic system. **C., Beaker**. See *C. Goblet*. **C., Betz's**, the motor or ganglionic cells comprising the fourth layer of the motor area of the gray matter of the brain. **C.-body**, the mass of a cell, composed of two substances, the *mitoma*, or *cytomitoma*, and the *paramitoma*. The first is the thread-like basis of the cell-body, the latter, the homogeneous-filar and intertilar substance. The nucleus is composed of the *karyomitoma*, or nuclear network, otherwise called the *chromatin*; the *nuclear sap*, or substances contained in the meshes of the chromatin, and from its non-staining quality called *achromatin*; and the *nuclear membrane*, made up of two layers, the outer achromatic, the inner chromatic, or staining. The *nucleoli* are usually multiple, and are composed of more refractile matter. **C., Bunsen**, the same as the Grove cell except that the platinum electrode of the latter is replaced in the Bunsen by a stick of carbon. **C.-capsule**, a thick or unusually strong cell-wall. **C., Ciliated**, one provided with cilia. **C. of Corti**, any one of the hair-cells on the outer surface of the organ of Corti. **C., Cylindrical**, a variety of epithelial cell. **C., Daniell's**, a battery cell containing two fluids, viz., a saturated solution of sulphate of copper and a semi-saturated solution of sulphate of zinc. In the former is placed a sheet of metallic copper, and in the latter a mass of zinc, these two metals forming the electrodes of the cell. **C., Daughter-**, a cell originating from the division of the protoplasm of a mother-cell; any one of the young cells found within the substance of an undivided mother-cell. **C. of Deiters**, one of the cells with fine processes resting on the basilar membrane of the cochlea, beneath the air-cells; also a nucleated cell of the neuroglia. **C., Demilune**, *Girvanuzzi's cells*, granular protoplasmic cells found in mucous glands,

lying between the mucous cells and the basement membrane. They play an important part in the functional activity of the gland. **C. -Doctrine**, the theory that the cell is the unit of organic structure, and that cell formation is the essential process of life and its phenomena. **C. Edison-Lalande**, a variety of cell used in making galvanic batteries. **C. Electrolytic**, a cell or vessel containing an electrolyte, in which electrolysis is carried on. **C. Endothelial**, one of those lining the intima of the blood vessel system. **C. Epidermic**, or **Epithelial**, one of those covering the membranes of the free surface of the body. **C. Ethmoidal**, any one of the cellular cavities of the lateral masses of the ethmoid bone. Called also *cellule ethmoidales*. **C. Ganglion**, a cell of the gray matter of the brain or spinal cord. **C. of Giannuzzi**. See *Cellule*. **C. Giant**, any polynucleated body of protoplasmic matter occurring in tuberculosis, sarcoma, etc. **C. -globulins**, Halburton's name for forms of globulin that occur in lymph corpuscles and extracted from them by solutions of sodium chlorid. **C. Goblet**, a form of epithelial cell. **C. Gowers's**, an apparatus for counting blood corpuscles. **C. Grenet**, a variety of open cell used in making galvanic batteries. **C. Grove**, a two-fluid battery cell, the fluids being dilute sulphuric and nitric acids and the metals immers'd in them respectively zinc and platinum. **C. -islets**, the centers of most active growth and proliferation in young cellular tissues. They contain the stores of nutriment that are gradually dissolved and digested. **C. Law**, a variety of cell used in making galvanic batteries. **C. Leclanché**, a variety of cell used in making galvanic batteries. It may be made as a liquid cell or as a dry cell, the latter being preferable. **C. Lymphoid**, a large amoeboid cell. **C. Mother-**, a cell that divides its protoplasm and gives each part a new cell-wall. **C. Mounting**. See *Mounting*. **C. -Multiplication**, Cytogenesis, a name given to the process of reproduction of cells. It may be *mitotic*, as when the cell-contents break up by segmentation into separate nucleated masses within the cell-wall; *gemmiferous*, as when new cells bud from the mother-cell; and *fi-siparous*, as when the mother-cell divides by cleavage into two or more cells. **C. Neuro-muscular**, a name given to certain cells of lower life-forms, that act in part as nerves and in part as muscles. **C. -nests**, *Epidermic Pearls*: globular masses of flattened cells contained in epithelium. **C. Olfactory**, any one of the cells that lie between the network of epithelial cells in the nasal fossæ. They consist of a body and two processes, one running outward to the surface of the mucous membrane, the other running inward and connected with the elements of the olfactory nerve. **C. -parasite**, cell-pests, applied to any one of various microparasites, such as a coecidium, living within a cell. **C. -saprophytic**, the more fluid portion of the cell-contents. **C. of Schultze**. Same as *C. Olfactory*. **C. Seminal**, any one of the epithelial cells contained in the testis, proper and constituting the seminal fluid. **C. Sphenoidal**, one of the two large cavities in the interior of the body of the sphenoid bone. **C. Squamous**, variety of epithelial cells. **C. Stammer's**, variety of cell used in making galvanic batteries. **C. -substance**, in biology, the material from which cells are formed. **C. Thoma-Zeiss**. Same as *C. Stammer's*. **C. Vasofactive**, or **Vasoformative**, a cell that can be formed very early in life, and probably originates from the germinal masses with other similar cells, and is found in blood vessels.

Cellula (*sel'-u-lah*). A notion of the paracelsus extending to the whole part. **C. lateralis**, the lateral

ventricle of the brain, or one of its cornua. **C. media**, the central cornu of the lateral ventricle, or that part of the ventricle whence the cornua extend.

Cellæform (*sel'-e-form*) [*cella*, a cell; *forma*, shape]. Resembling a cell, but not such morphologically. Cf. *Celliform*.

Celliferous (*sel-if'-er-us*) [*cella*, cell; *ferre*, to bear]. Producing, forming, or bearing cells.

Celliform (*sel'-if-form*). See *Cellæform*.

Celloid (*sel'-oid*) [*cella*, a cell; *είδος*, form]. Resembling a cell.

Celloidin (*sel-oid'-in*). A concentrated form of collodion for use in imbedding objects for histologic purposes.

Cellula (*sel'-u-lah*). See *Cellule*.

Cellulæ gangliosæ. Ganglion cells, or mesodermal nerve cells; neuroblasts. **C. palpantes**, tactile cells.

Cellular (*sel'-u-lar*) [*cella*, cell]. Relating to or composed of cells. **C. Cartilage**, cartilage composed mainly of large cells, with but little intercellular substance. **C. Membrane**, **C. Tissue**, areolar tissue; lony connective tissue; cancellous tissue. **C. Therapy**, the name applied by Aulde to the method in therapeutics of exhibiting properly-selected medicaments with a view to restoration of cell-function. It aims to apply scientifically those remedies that experience has shown to possess special curative properties in the restoration of disordered functions.

Cellule (*sel'-ul*) [*cellula*, a small cell]. A small cell or cavity.

Celluliferous (*sel-u-lif'-er-us*) [*cellula*, a little cell; *ferre*, to bear]. In biology, producing small cells.

Cellulitis (*sel-u-lit'-tis*) [*cellula*, a small cell; *τις*, inflammation]. A diffuse inflammation of cellular tissue. **C. Pelvic**. See *Parametritis*.

Celluloid (*sel'-u-loid*) [*cellula*, a little cell; *είδος*, form]. A valuable product of the action of camphor upon pyroxylin. It is prepared in a great variety of forms, both transparent and opaque, colored uniformly or mottled and striated. It cannot be caused to explode by heat, friction, or percussion. When brought into contact with flame it burns like paper. It dissolves in warm, moderately concentrated sulphuric acid, and is also soluble in glacial acetic acid, rapidly in warm, moderately concentrated nitric acid (four volumes of fuming acid to three of water), and in a hot, concentrated solution of caustic soda. The density of celluloid ranges from 1.310 to 1.393. When heated to 125° C. it becomes plastic and can be moulded into any desired shape. Separate pieces can also be welded together by simple pressure at this temperature. It is useful in various ways in surgery. It is used sometimes to form a plastic base for artificial teeth, known by various names, as "Rose Pearl," "Pyroxylin," etc. See *Zylonite*.

Cellulose (*sel'-u-los*) [*cellula*, a little cell], C₁₂H₂₀O₁₀. Wood fiber; lignose. The principal ingredient of the cell-membranes of all plants. It is a white, amorphous mass, insoluble in most of the usual solvents. In biology, the primary substance of organic cell-walls, characteristic of plant-cells, but found in the *Tunicata* among animals. It is dissolved by Schweitzer's reagent (ammonium-cupric-oxid) and decomposed by several forms of bacteria, e.g., *Bacillus butyricus*, Prazmowski; *Bacterium gummiis*, Comes, and *Bacterium putredinis*, Davaine. To stain.—Use Grenacher's Alcoholic Borax-Carmin, Ehrlich's or Delafield's Hematoxylin, Methyl-Green, Methylene-Blue, Safranin, Fuchsin, Chlor. Zinc, Iodin, Phloroglucin, Anilin, Chlorid. See, also, *Carbohydrates*, *Table of*.

Celology (*sel-ell'-o-je*) [*κίλη*, hernia; *λογία*, science]. That branch of surgical science that treats of hernia.

Celom, or **Celoma** (*se'-lom*, or *se-lo'-mah*) [κοίλωμα, a cavity]. A term used by embryologists and others to denote the body-cavity in its widest morphologic sense; the space between the exoderm and the endoderm.

Celophlebitis (*se-lo-ple-bi'-tis*) [κοίλωσις, hollow; φλέψ, vein; τσιγ, inflammation]. Inflammation of a vena cava.

Celophthalmia (*se-loff'-thall'-me-ah*) [κοίλωσις, hollow; ὀφθαλμός, eye]. Hollowness of the eyes.

Celoscope (*se'-lo-skop*) [κοίλωσις, hollow; σκοπεῖν, to observe]. An instrument for examining the cavities of the body by means of the electric light, enclosed in a flask and mounted upon a glass shank.

Celosis (*se-lo'-sis*) [κοίλωσις, hollow]. The formation of any cavity.

Celosoma (*se-lo-so'-mah*) [κήλη, hernia; σῶμα, a body].

1. A species of single autostitic monsters characterized by "more or less extensive body-cleft with ventration, associated with various anomalies of the extremities, of the genito-urinary apparatus, of the intestinal tract, and even of the whole trunk." 2. A variety of the foregoing species in which there is a lateral or median ventration, with fissure, atrophy, or even total absence of the sternum, and protrusion of the heart.

Celostomia (*se-lo-sto'-me-ah*) [κοίλωσις, hollow; στόμα, mouth]. Hollowness of the voice.

Celotome (*se'-lo-tom*) [κήλη, hernia; τέμνειν, to cut]. A hernia-knife.

Celotomy (*se-lot'-o-me*) [κήλη, hernia; τέμνειν, to cut]. The operation for strangulated hernia by incision of the stricture.

Celsus's Operations. See *Operations, Table of.*

Celtis (*se'll'-tis*) [L., an African species of lotus]. A genus of ulmaceous trees. **C. australis**, the European nettle-tree, honey-berry, or lote, has mild, astringent leaves and bark. **C. occidentalis**, the hackberry of N. America, has edible, astringent berries; the bark is said to be anodyne, astringent, febrifuge. Unof.

Cement (*se-ment'*) [*cementum*, a rough stone]. Any plastic material capable of becoming hard and of binding together the objects that are contiguous to it; filling-material for the teeth; the crista petrosa of the teeth. See *Teeth*. **C.-disc**, the glandular disc of orchids. **C.-duct**, the duct of the cement-gland in cirriped crustaceans. **C., Shellac**, a cement for sealing microscopic preparations and for making shallow cells. It is prepared by dissolving the gum or scales of shellac in about an equal volume of alcohol. Decant or filter the fluid, and to prevent brittleness add to every 50 parts 5 parts each of castor oil and Venetian turpentine.

Cementoblast (*se-ment'-o-blast*) [*cementum*, cement; βλαστός, germ]. A cement-corpuscle in tooth-tissue; more correctly, an osteoblast that takes part in the development of the dental cement.

Cemento-dentinary (*se-ment-o-den'-tin-a-re*) [*cementum*, cement; dens, dentis, a tooth]. Relating to the cement and dentine of a tooth.

Cementoma (*se-ment-o'-mah*) [*cementum*, cement; ὄμα, tumor; pl., *Cementomata*]. A tumor thrown out by the irritated alveolar periosteum.

Cementum (*se-ment'-um*). See *Tooth and Cement*.

Cenanthly (*se-nan'-the*) [κενός, empty; ἄνθος, flower]. In biology, that condition of a flower in which the stamens and pistils are suppressed.

Cenchrus (*sen'-chrus*) [κένχρος, a small grain]. In biology, a small spot on the metathorax of an insect.

Cenesthesia (*sen-es-the'-sis*) [κοινός, common; αἴσθησις, feeling]. A sense of existence, either painful or pleasurable. It is the prevailing conscious state of feeling, either of depression or of exaltation, which is the resultant of the subconscious organic sympathies of

the whole organism. It does not exceed physiologic limits so long as it does not exclude the normal exercise of mental functions.

Cenogenetic (*se-no-jen-et'-ik*) [κοινός, common; γένεσις, generation]. In biology, a modified, shortened, and simplified mode of development.

Cenogenous (*sen-aj'-en-us*) [κοινός, common; γονος, produced]. In biology, the power of reproducing by means of eggs at one time and viviparously at another, as seen in the *Aphides*.

Cenosis (*sen-o'-sis*) [κένωσις, a draining]. Evacuation; apocynosis.

Cenosphæra (*sen-o-sfê'-rah*) [κενός, empty; σφαῖρα, sphere]. In biology, the spherical skeleton of certain radiolarians.

Cenospudia (*sen-o-spu'-de-ah*) [κενός, empty; σπουδή, zeal]. "Brown study;" mental absorption, or anxiety with regard to unimportant matters.

Cenotic (*sen-ot'-ik*) [κένωσις, a draining]. Causing cenosis; drastic; purgative.

Centaurea (*sen-tau'-re-ah*) [κένταυρος, centaur]. A genus of composite-flowered herbs. **C. benedictus**. See *Carduus*. **C. centaurium**, the greater centaur of Europe, is aromatic, astringent, diaphoretic, and stomachic. **C. cyanus**, corn-flower, blue-bottle; once used for fevers and in preparing collyria. **C. solstitialis**, Barnaby's thistle; diuretic and antipyretic. **C. nigra**, of Europe (knap-weed, centaur), is astringent and diuretic. All unof.

Centauria (*sen'-tau-re*) [*centauria*]. A popular name for various plants of the genera *Centaurea*, *Erythraea*, *Sabbatia*, *Chlora*, etc. It is used as a simple, bitter tonic. Dose ʒ 5s-j in decoction several times a day. Unof.

Center (*sen'-ter*) [κέντρον, the center]. The middle point of any surface or of a body. The ganglion or plexus whence issue the nerves controlling a function. **C., Accelerating**, a probable center in the medulla sending accelerating fibers to the heart. They leave the cord through the rami communicantes of the lower cervical and upper six dorsal nerves, passing thence into the sympathetic. **C., Ano-spinal**, controls defecation; it is situated at the level of the 5th, 6th, and 7th lumbar vertebrae; but for the co-ordinated activity it must remain in connection with the brain. **C., Auditory**, probably in the temporo-sphenoidal lobes, upon each side. **C., Broca's**. See *C., Speech*. **C., Cardio-inhibitory**, in the medulla, carried by the vagus. **C., Cilio-spinal**, connected with the dilatation of the pupil; it is in the lower cervical part of the cord. It controls the movements of the ciliary body. **C., Convulsional**, in the medulla, on the floor of the 4th ventricle. **C. for Closure of Eyelids**, in the medulla, a part of the facial center. **C., Coughing**, in the medulla, above the respiratory center. **C., Diabetic**, in the posterior part of the anterior half of the floor of the 4th ventricle, in the median line. **C., Ejaculation**, Budge's genito-spinal center, 4th lumbar vertebra (rabbit). **C., Erection**, is in the spinal cord, but is controlled from the medulla. **C. for Mastication and Sucking**, facial and hypo-glossal centers. **C. for Secretion of Saliva**, on the floor of the 4th ventricle. **C., Gustatory and Olfactory**, in the uncinate gyrus. **C., Heat-regulating or Temperature**, the center for the control of body-temperature. See *Thermotaxis*. **C., Leg**, in the ascending frontal convolution. **C., Micturition**, the vesico-spinal center of Budge, at the level of the lumbar vertebrae; coordination requires cerebral connection. **C. of Ossification**, the place in bones at which ossification begins. **C., Parturition**, at the level of the 1st and 2d lumbar vertebrae. **C., Respir-**

- atory**, in the medulla, between the nuclei of the vagus and accessorius; called by Flourens the *Vital Vitalis*, or *Vital Point*. **C.**, **Sensory**, or **Psycho-sensorial Areas**, occipital and temporo-sphenoidal lobes, probably the same, or intimately associated with, the motor centers of the parts. **C.**, **Sneezing**, same as for nerves for the muscles of expiration. **C.**, **Spasm**, in the medulla, at its junction with the pons. **C.**, **Speech**, in the third left frontal convolution in right-handed people. **C.**, **Swallowing**, on the floor of the 4th ventricle. **C.**, **Sweat**, the dominating center is in the medulla, with subplinate spinal centers. **C.**, **Upper**, for Dilator Pupillæ, in the medulla. **C.**, **Vasodilator**, probably exists in the medulla, with a function the opposite of that of the Vaso-motor. **C.**, **Vaso-motor**, in the medulla. **C.**, **Vesico-spinal**. See *Vesicæ in C.* **C.**, **Visual**, in the occipital lobe, especially in the cuneus.
- Centering** (*en-tser-ing*, [*sen-trum*, a center]). In microscopy, the arrangement of an object or an accessory so that its center coincides with the optic axis of the microscope. In optics, having the pupil and the optical center of the refracting lens in the same axis.
- Centesimal**. In the proportion of 1 to 100.
- Centigrade** (*en-tser-grad*) [*centum*, a hundred; *gradus*, a step]. Abbreviation, **C.** Having 100 divisions or degrees. **C.** **Thermometer**, a thermometer with zero as the freezing point and 100° as the boiling point of water. See *Thermometer*.
- Centigram** (*en-tser-gram*) [*centum*, a hundred; *gramma*, a small weight]. The hundredth of a gram, equal to 0.1543 of a gram avoirdupois, or one-sixth of a grain Troy.
- Centiliter** (*en-tser-liter*) [*centum*, a hundred; *λίτρον*, a pound]. The hundredth of a liter, equal to 0.0102 of an English cubic inch.
- Centimeter** (*en-tser-met-er*) [*centum*, a hundred; *μετρον*, a measure]. The hundredth part of a meter, equal to 0.39371 or about $\frac{1}{2.54}$ of an English inch.
- Centinormal** (*en-tser-nor-mal*) [*centum*, a hundred; *norma*, normal]. The $\frac{1}{100}$ of the normal; applied to a solution the $\frac{1}{100}$ of the strength of a normal solution.
- Centrad** (*en-tser-ād*) [*centrum*, the center; *ad*, to]. Toward the center, or toward the median line. See *Position and Direction, Table of*.
- Central** (*en-tser-al*) [*centrum*, the center]. Relating to the center; passing through the center. See *Position and Direction, Table of*. **C.** **Artery**, an artery in the optic nerve and retina; it passes to the optic papilla and then divides. See *Arteries, Table of*. **C.** **Ganglia**, the corpora striata and thalami optici. **C.** **Ligament**, the terminal blum of the spinal cord. See *Spinal C. **C.** **Lobe**, the island of Reil. **C.** **Stop**. See *Dissection*.*
- Centraxional** (*en-tser-ak-sh-nal*) [*κεντρον*, center; *ἀξον*, axis]. In biology, having a central axial line.
- Centre** (*en-tser*). See *Center*.
- Centren** (*en-tser-en*) [*centrum*, a center]. Belonging solely to a center.
- Centre, Central** (*en-tser, en-tser-al*) [*centrum*, a center]. Relating to a center, especially to a nerve-center. In biology, a term applied to the internal structure of such cases as show no distinctly developed poles, but some, and no considerable structural differences between the upper and under surfaces.
- Centricipital** (*en-tser-ih-pit-āl*) [*centrum*, center; *caput*, a head]. Proceeding to the centropart; parietal. **C.** **vertebra**, the second or more central of the three principal cranial ventricles.
- Centriciput** (*en-tser-ih-pit*) [*centrum*, center; *caput*, head]. The mid-head, the second cranial segment situated between the sinciput and occiput.
- Centrifugal** (*sen-trif-ū-gal*) [*centrum*, the center; *figere*, to ilec]. Receding from the center toward the periphery. **C.** **Nerves**, those (mostly motor) conveying impulses toward the peripheral parts of the body.
- Centrifugalized Milk**. Milk from which the cream has been separated by whirling it in a centrifugal machine.
- Centripetal** (*sen-trif-ū-et-āl*) [*centrum*, the center; *petere*, to seek]. Traveling toward the center from the periphery. **C.** **Nerves**, those (mostly sensory) conveying impressions from the peripheral organs toward the cerebro-spinal nervous system.
- Centro-acinal**, or **Centro-acinar** (*sen-tro-as-īn-āl*, or *sen-tro-as-īn-ar*) [*centrum*, center; *acinus*, a grape]. Belonging to the center of an acinus. **C.** **Cells** are found in the acini of the pancreas, etc.
- Centroleithal** (*sen-tro-leth-īl-āl*) [*κέντρον*, center; *λίθος*, yolk]. In embryology, having the food-yolk centrally located in the protoplasm.
- Centrosoma** (*sen-tro-sol-mah*) [*κέντρον*, center; *σῶμα*, body; *pl.*, *Centrosomata*]. The central mass or body of any corpuscle, as distinguished from its appendages. **C.** of **Boveri**, in embryology, a separate central body contained in the sphere of attraction, at the pole of the resting nucleus in a dividing ovum.
- Centrosome** (*sen-tro-som*). See *Centrosoma*.
- Centrostigma** (*sen-tro-stig-mah*) [*κέντρον*, center; *στίγμα*, a point]. In morphology, having all the axes converging to a central point.
- Centrotriæne** (*sen-tro-trī-e-ne*) [*κέντρον*, center; *τρίαῖνα*, a trident]. In morphology, a triæne spicule whose arms arise from a central bundle or rhabdom.
- Centrotylote** (*sen-tro-tīl-et*) [*κέντρον*, center; *τύλωτος*, knobbed]. In biology, swollen in the middle.
- Centrum** (*sen-trum*) [1.]. The center or middle part; the body of a vertebra, exclusive of the bases of the neural arches. **C.** **Anospinale**, **Budge's**, the center for the movements of the anal sphincter, located in the cord at the level of the fifth lumbar vertebra in the dog, and between the sixth and seventh in the rabbit. **C.** **Ovale Majus**, the large mass of white matter appearing when either of the hemispheres is cut down to the level of the *corpus callo-um*. **C.** **Ovale Minus**, the white matter appearing when the upper part of a hemisphere of the brain is removed.
- Cenurus** (*sen-ū-rus*). See *Canurus*.
- Cepaceous** (*se-pā-she-us*) [*κεφα*, an onion]. Having the smell of onions.
- Cephalis** (*sef-ā-el-īs*). See *Ipecacuanha*.
- Cephalad** (*sef-ā-el-ād*) [*κεφαλή*, head; *ad*, to]. Toward the head. See *Position and Direction, Table of*.
- Cephalagra** (*sef-ā-el-grah*) [*κεφαλή*, head; *ἀγρα*, seizure]. Gouty headache.
- Cephalalgia** (*sef-ā-el-ge-ah*) [*κεφαλή*, head; *ἀλγος*, pain]. Pain in the head. The word is variously qualified, as *C. Anemica*, *C. Contagiosa*, *C. Influenza*, *C. Epileptica*, *C. Nervosa*, etc.
- Cephalalgic** (*sef-ā-el-jik*) [*κεφαλή*, head; *ἀλγος*, pain]. Relating to headache.
- Cephalanthum** (*sef-ā-el-the-um*) [*κεφαλή*, head; *ἄθος*, a flower]. In biology, the capitulum, or flower cluster, of one of the *Compositæ*.
- Cephalanthus** (*sef-ā-el-the-us*). See *Button-bush*.
- Cephalate** (*sef-ā-el-āt*) [*κεφαλή*, head]. In biology, possessing a head.
- Cephalæa** (*sef-ā-el-āh*) [*κεφαλαία*, headache]. Headache; especially severe or chronic headache, with intolerance of light and sound.
- Cephalematocæle**. See *Cephalhematocæle*.
- Cephalematoma**. See *Cephalhematoma*.

- Cephalemia** (*sef-al-e'-me-ah*) [κεφαλή, head; αίμα, blood]. An abnormal determination of blood to the head.
- Cephalotron** (*sef-al-e'-tron*) [κεφαλή, head; ἦτρον, the abdomen]. In biology, applied to the anterior portion of the body of certain crustaceans.
- Cephalhematoma** (*sef-al-he-mat-o'-mah*). See *Cephalhematoma*.
- Cephalhematocele** (*sef-al-he-mat'-o-sel*) [κεφαλή, head; αίμα, blood; κήλη, tumor]. An hematocele situated beneath the scalp, and communicating with a dural sinus.
- Cephalhematoma** (*sef-al-he-mat-o'-mah*) [κεφαλή, head; αίμα, blood; ἦμα, tumor; *pl.*, *Cephalhematomata*]. A collection of blood between the pericranium and the exterior of one or more bones of the skull.
- Cephalhydrocele** (*sef-al-hi'-dro-sel*) [κεφαλή, head; ἵδωρ, water; κήλη, tumor]. Effusion of cerebral fluid beneath the occipito-frontal aponeuroses in fractures of the skull.
- Cephalic** (*sef-al'-ik*) [κεφαλή, head]. Pertaining to the head. The terms *Proral*, *Cranial*, *Rostral*, *Akral* have been proposed to take the place of Cephalic. See *Position and Direction, Table of C. Index*. See *Index*. **C. Souffle**, a blowing murmur sometimes heard in auscultation of the head; a sign of aneurysm or of anemia. **C. Vein**. See *Vein*. **C. Version**. See *Version*. **C. Tetanus**. See *Kopf-Tetanus*.
- Cephalin** (*sef'-al-in*) [κεφαλή, the head]. An unstable phosphatic substance obtained from brain-substance; it is allied to lecithin; at least five modifications of it are reported to exist; it is called also *Kephalin*.
- Cephalitis** (*sef-al-i'-tis*). See *Encephalitis*.
- Cephalization** (*sef-al-iz-a'-shun*) [κεφαλή, the head]. In biology, Dana's term for that specialization the tendency of which is to concentrate important parts and organs at the head region of the trunk.
- Cephalize** (*sef'-al-iz*) [κεφαλή, head]. To develop head-organs.
- Cephalobranchiate** (*sef-al-o-brang'-e'-ka-āt*) [κεφαλή, head; βράγχια, gills]. In biology, with external branchial tufts in the head-region.
- Cephalocathartic** (*sef-al-o-kuth-ar'-tik*) [κεφαλή, head; καθαρτικός, purging]. 1. Purging or relieving the head. 2. A medicine that relieves the head.
- Cephalocele** (*sef'-al-o-sel*) [κεφαλή, head; κήλη, tumor]. Hernia of the brain; protrusion of a mass of the cranial contents.
- Cephalocentesis** (*sef-al-o-sen-te'-sis*) [κεφαλή, head; κέντησις, puncture]. Surgical puncture of the cranium.
- Cephalocercal** (*sef-al-o-ser'-kal*) [κεφαλή, head; κίρκος, tail]. In anatomy, from head to tail.
- Cephalochord** (*sef'-al-o-kord*) [κεφαλή, head; χορδή, cord]. The cephalic portion of the *chorda dorsalis* in embryonic life.
- Cephaloclast** (*sef'-al-o-klast*). See *Cephalotribe*.
- Cephaloconus** (*sef-al-o-ko'-nus*) [κεφαλή, head; κώνος, a cone]. In biology, applied to one of the processes on the head of a pteropod.
- Cephalodium** (*sef-al-o'-de-um*) [κεφαλή, head; εἶδος, form]. In biology, one of the outgrowths on the thallus of a lichen, and in which gonidia or algal cells are found.
- Cephalodymia** (*sef-al-o-dim'-e-ah*) [κεφαλή, head; δέμειναι, to mingle]. Teratologic union of twins by the merging of their heads together.
- Cephalodynia** (*sef-al-o-din'-e-ah*) [κεφαλή, head; ὄδυνη, pain]. Rheumatism affecting the occipito-frontalis muscle, the pain being chiefly experienced in the forehead or occiput, and at times involving the eyeballs.
- Cephalograph** (*sef'-al-o-graf*) [κεφαλή, head; γραφειν, to write]. An instrument for recording the contours of the head.
- Cephalography** (*sef-al-og'-ra-fi*) [κεφαλή, head; γραφειν, to write]. A description of the head.
- Cephaloid** (*sef'-al-oid*) [κεφαλή, head; εἶδος, likeness]. Resembling the head.
- Cephalology** (*sef-al-ol'-o-je*) [κεφαλή, head; λογος, science]. The science of cranial measurements and indications.
- Cephaloma** (*sef-al-o'-mah*) [κεφαλή, head; ἦμα, tumor; *pl.*, *Cephalomata*]. Encephaloid carcinoma; soft carcinoma.
- Cephalomelus** (*sef-al-om'-e'-us*) [κεφαλή, head; μίτρον, a part]. A form of double monster in which there is a supernumerary limb attached to the head.
- Cephalomeningitis** (*sef-al-o-men-in-jit'-tis*) [κεφαλή, head; μίνιγξ, a membrane; ιτιν, inflammation]. Cephalic meningitis; inflammation of the cephalic meninges.
- Cephalometer** (*sef-al-om'-et-er*) [κεφαλή, head; μέτρον, a measure]. An instrument for measuring the head.
- Cephalometry** (*sef-al-om'-et-er-ee*) [κεφαλή, head; μέτρον, a measure]. 1. The use of the cephalometer; craniometry. 2. The art of taking measurements of the head to determine the position of the fissures and convolutions of the brain.
- Cephalont** (*sef'-al-ont*) [κεφαλή, head; ὄν(ον), being]. In biology, that phase of a gregarine in which an epimerite is added to the anterior cyst or protozomerite.
- Cephalo-orbital** (*sef-al-o-or'-bit-al*) [κεφαλή, head; orbita, an orbit]. Relating to the cranium and orbits. **C. Index**. See *Index*.
- Cephalo-orbito-nasal** (*sef-al-o-or-bit-o-na'-zal*) [κεφαλή, the head; orbita, an orbit; nasalis, of the nose]. Relating to the cranium, orbits, and nose.
- Cephalopagus** (*sef-al-op'-ag-us*) [κεφαλή, head; παγειν, joined]. An encephalic monstrosity having the heads united at the top.
- Cephalopathic** (*sef-al-o-path'-ik*) [κεφαλή, head; πάθος, disease]. Pertaining or belonging to a disease of the head.
- Cephalopathy** (*sef'-al-o-path-e*) [κεφαλή, head; πάθος, disease]. Any disease of the head.
- Cephalophalsia** (*sef-al-o-fal'-se-ah*). Same as *Cephalotripsy*.
- Cephalophragm** (*sef'-al-o-fram*) [κεφαλή, head; θράγμα, division]. In biology, a Y-shaped septum transversely dividing the head-chamber of certain insects.
- Cephalophyma** (*sef-al-o-fi'-mah*). Synonym of *Cephalhematoma*.
- Cephalorrhachidian** (*sef-al-o-rak-id'-e-an*) [κεφαλή, head; ράχις, spine]. Same as *Cerebro-spinal*.
- Cephaloscope** (*sef'-al-o-skop*) [κεφαλή, head; σκοπεειν, to examine]. A stethoscope for use in auscultation of the head or the ear.
- Cephalo-spinal** (*sef-al-o-spi'-nal*). See *Cerebro-spinal*.
- Cephalostat** (*sef'-al-o-stat*) [κεφαλή, head; ισταται, to cause to stand]. A vise or clamp for holding a patient's head.
- Cephalostegite** (*sef-a-ls'-tej-it*) [κεφαλή, head; στέγος, a roof]. In biology, the anterior or head region of the carapace of a crustacean.
- Cephalot**, or **Cephalote** (*sef'-al-ot*, or *lot*) [κεφαλωτός, headed]. A brown, resinoid fat obtainable from brain-substance. Cf. *Cerebrot*.
- Cephalothorax** (*sef-al-o-tho'-raks*) [κεφαλή, head; θώραξ, a breast-plate]. In biology, the anterior portion of the body of an arthropod formed by the union of the head and thorax.
- Cephalothryptor** (*sef-al-o-thrip'-tor*). See *Cephalotribe*.

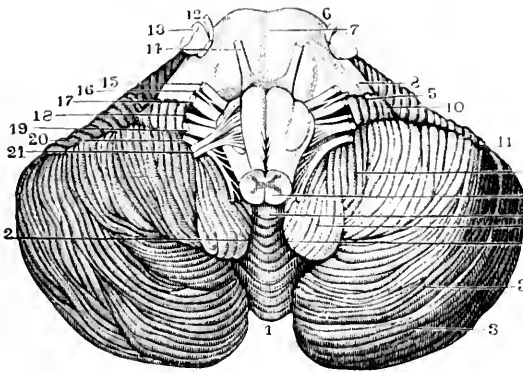
- Cephalotome** (*sef'-al-oh-tom'*) [*κεφαλή*, the head; *τομή*, to cut]. The instrument used in performing cephalotomy.
- Cephalotomy** (*sef'-al-oh-tom-ee*) [*κεφαλή*, head; *τομή*, section]. The opening or division of the head of the fetus in labor.
- Cephalotribe** (*sef'-al-oh-trib-ee*) [*κεφαλή*, the head; *τριβή*, to crush]. An instrument for crushing the fetal head.
- Cephalotripsy** (*sef'-al-oh-trib-see*) [*κεφαλή*, head; *τριβή*, to bruise]. The operation of crushing the fetal head when delivery is otherwise impossible.
- Cephalotriptor** (*sef'-al-oh-trib-ee*). See *Cephalotribe*.
- Cephalotroch** (*sef'-al-oh-troh*) [*κεφαλή*, head; *τροχός*, a wheel]. In biology, a molluscan or annelid larva having a cephalic circle of cilia.
- Cephalous** (*sef'-al-oo*) [*κεφαλή*, head]. In biology, having a head. The opposite of *Acephalous*.
- Cephaloxia** (*sef'-al-oh-see-see*). Synonym of *Torticollis*.
- Cera** (*seer'-ah*) [*κερά*]. Wax. A mixture of *cerotic acid*, *cholesterol*, and *myricin*, gathered by the honey-bee from the pollen of flowers and the leaves of plants. **C. alba**, white wax; prepared by bleaching yellow wax. It is valuable as an ingredient of cerates and ointments. **C. flava**, yellow wax; it possesses an agreeable balsamic odor. It is soluble in ether, hot alcohol, and chloroform.
- Ceraceous** (*seer'-ah-see*) [*cera*, wax]. Waxy; resembling wax.
- Ceramidium** (*seer'-ah-ih-d-ee-um*) [*κεραμίδιον*, pottery]. In biology, the urn-shaped spore-bearing receptacle of certain algae.
- Cerasesin** (*seer'-ah-see-in*) [*κεράσιον*, a cherry-tree]. A precipitate from a tincture of the bark of choke-cherry, *Prunus virginiana* (true); used as a quinin-substitute, and as a diaphoretic and sedative. Dose 2 to 10 grains. U. of C.
- Cerasin** (*seer'-ah-see-in*) [*κεράσιον*, a cherry-tree]. 1. An ingredient of the gum of cherry, peach, and plum trees, apparently identical with bassorin. 2. A crude precipitate from tincture of *Choke-cherry*, *q. v.*
- Cerasinose** (*seer'-ah-see-in-oo*) [*κεράσιον*, a cherry-tree]. A crystalline carbohydrate isomeric with arabinose; it is derivable from cherry gum.
- Cerate** (*seer'-ah-see*) [*κεράτιον*, wax]. In pharmacy, an unctuous preparation consisting of wax mixed with oils, fatty substances, or resins, and of such a consistency that at ordinary temperatures it can be readily spread upon linen or muslin, and yet is so firm that it will not melt or run when applied to the skin. There are eight or nine cerates. **C.**, **Goulard's**. See *Goulard*. **C.**, **Hufeland's**. See *Hufeland*.
- Ceratactasia** (*seer'-ah-see-tah'-ah-see*). See *Keratactasia*.
- Ceratectomy** (*seer'-ah-see-tah-oh-m-ee*). See *Keratectomy*.
- Ceratiasis** (*seer'-ah-see-tah-see*). See *Keratiasis*.
- Ceratin** (*seer'-ah-see-tin*). See *Keratin*.
- Ceratitis** (*seer'-ah-see-tah-see*). See *Keratitis*.
- Cerato-** (*seer'-ah-see-tah*). See *Kerato-*.
- Ceratium** (*seer'-ah-see-tah-see*). See *Cerat*.
- Cerbera** (*seer'-ber-ee*) [*Κέρβηρ*, a dog of mythology]. A genus of poisonous old world trees, several of which are indigenous. **C. odollum**, of India, has the most beautiful and hard; it contains *Cerberin*, *q. v.* **C. taughianii**, a tree of Madagascar, is highly poisonous and is said to have destroyed 20 persons.
- Cerberin** (*seer'-ber-ee-in*) [*Κέρβηρ*, a dog of mythology]. A poisonous principle from the seeds of *Cerbera odollum*. See *Seeds of Cerbera*.
- Cercaria** (*ser'-kah'-ree-ah*) [*κερκάρια*, a tail]. Any trematode worm that exists in the tail-like stage of larval life.

- Cercarian** (*ser'-kah'-ree-ah-n*) [*κερκάρια*, a tail]. Any trematode, or fluke-worm, in the *Cercaria* stage.
- Cerchus** (*ser'-khus*) [*κερκύριος*, rough, hoarse]. Hoarseness; noisy respiration.
- Cercis** (*ser'-sis*). See *Judas Tree*.
- Cercomonas** (*ser'-koh-moh'-o-nas*) [*κερκονος*, tail; *μονάς*, monad]. A genus of flagellate infusorians. **C. intestinalis**, a minute animal parasite, a protozoön, occasionally found in the fecal discharges of patients suffering with typhoid fever, chronic diarrhea, and cholera. Its pathologic significance has not yet been ascertained. **C. urinarius**. See *Bodo*.
- Cercus** (*ser'-kus*) [*κερκος*, the tail of a beast]. In biology, one of the antenna-like structures projecting from the hinder parts of certain insects.
- Cere** (*ser*) [*κέρα*, wax]. In biology, that portion of the sheath of the bill in certain birds, *e. g.*, parrots and birds of prey, which has a waxy appearance.
- Cereal** (*seer'-re-ah*) [*Κερες*, the goddess of agriculture]. 1. Relating to edible grains. 2. Any edible grain or bread-corn; also the plant that produces it. The composition of the more important cereals is thus given by Bell:—

CONSTITUENTS.	Wheat, winter-sown.	Wheat, spring-sown.	Long-eared Barley.	English Oats.	Maize.	Rye.	Carolina Rice (without husk).
Fat,	1.48	1.56	1.03	5.14	3.58	1.43	0.19
Starch,	63.71	65.86	63.51	49.78	64.66	61.87	77.06
Sugar (as sucrose),	2.57	2.24	1.34	2.36	1.94	4.30	0.38
Albumin (insoluble in alcohol),	10.70	7.19	8.18	10.62	9.67	9.78	7.94
Nitrogenous matter (soluble in alcohol),	4.83	4.40	3.28	4.05	4.60	5.09	1.40
Cellulose,	3.03	2.93	7.28	13.53	1.86	3.23	Traces.
Mineral matter,	1.60	1.74	2.32	2.66	1.35	1.85	0.28
Moisture,	12.08	14.08	13.06	11.86	12.34	12.45	12.15
Total,	100.00	100.00	100.00	100.00	100.00	100.00	100.00

- Cerealín** (*seer'-re-ah-in*) [*Κερες*, the goddess of agriculture]. An albuminoid found in various cereals and obtainable from bran. See *Flour*.
- Cerebel** (*ser'-e-bel*). See *Cerebellum*.
- Cerebellar** (*ser'-e-bel'-ar*) [dim. of *cerebrum*]. Relating to the cerebellum. **C. Fossa**. See *Fossa*. **C. Ganglion**. See *Ganglion*.
- Cerebellic** (*ser'-e-bel'-ik*). See *Cerebellar*.
- Cerebellitis** (*ser'-e-bel'-it-ah-see*) [*cerebellum*, a little brain; *itis*, inflammation]. Inflammation of the cerebellum.
- Cerebellocortex** (*ser'-e-bel'-oh-koh'-tek-see*) [*cerebellum*, the little brain; *cortex*, bark]. The cortex of the cerebellum.
- Cerebello-spinal** (*ser'-e-bel'-oh-spi'-nal*) [*cerebellum*, the little brain; *spina*, the spine]. Relating to the cerebellum and the spinal cord.
- Cerebellous** (*ser'-e-bel'-us*). See *Cerebellar*.

Cerebellum (*ser-e-bell'-um*) [dim. of *cerebrum*]. The inferior part of the brain lying below the cerebrum.



INFERIOR ASPECT OF THE CEREBELLUM.

- 1, 1. Inferior vermiform process. 2, 2. Median fissure. 3, 3, 3. Lobes and lobules. 4. Amygdala or tonsil. 5. Flocculus, subpeduncular lobe or pneumogastric lobule. 6. Pons varolii. 7. Median fissure of pons. 8. Middle cerebellar peduncle. 9. Medulla oblongata. 10. Anterior extremity of circumferential fissure of cerebellum. 11. Anterior border of superior surface. 12. Small or motor root of trigeminus. 13. Large or sensory root. 14. 6th nerve. 15. Facial nerve. 16. Nerve of Wrisberg. 17. Auditory nerve. 18. Glossopharyngeal. 19. Pneumogastric. 20. Spinal accessory. 21. Hypoglossal.

Cerebral (*ser'-e-bral*) [*cerebrum*, the brain]. Relating to the cerebrum. **C. Apoplexy.** See *Apoplexy*. **C. Arteries.** See *Arteries, Table of*. **C. Index.** See *Index*. **C. Maculæ,** spots on the skin caused by slight irritation, and abnormally persistent. They may indicate disorder of the vaso-motor mechanism. **C. Nerves.** See *Nerves, Table of*. **C. Pneumonia.** See *Pneumonia*. **C. Surprise,** the speedy, but not long-persistent stupor that often follows sudden mental shock or grave lesion or injury of the brain. **C. Vesicles.** See *Brain-bladder*.

Cerebralgia (*ser-e-bral'-je-ah*) [*cerebrum*, the brain; *ἀλγος*, pain]. Pain in the head.

Cerebralism (*ser'-e-bral-izm*) [*cerebrum*, the brain]. The theory that mental operations are due to the activity of the brain; or that thought is a function of the brain.

Cerebrasthenia (*ser-e-bras-thel'-ne-ah*) [*cerebrum*, the brain; *ἀσθενής*, without strength]. Cerebral asthenia. See *Phrenasthenia*.

Cerebrasthenic (*ser-e-bras'-then-ik*) [*cerebrum*, the brain; *ἀσθενής*, without strength]. Characterized by, or pertaining to, cerebrasthenia.

Cerebration (*ser-e-bral'-shun*) [*cerebrum*, the brain]. Mental and cerebral activity. **C., Unconscious,** mental activity of which the subject is not conscious.

Cerebria (*ser-e'-bro-ah*) [*cerebrum*, the brain]. Temporary cerebral exhaustion (but the term is variously applied by different writers); acute, chronic, partial, and sympathetic cerebria are among the varieties described.

Cerebric Acid (*ser'-e-brik*). Same as *Cerebrinic Acid*.

Cerebrifugal (*ser-e-brif'-u-gal*) [*cerebrum*, the brain; *figere*, to flee]. Centrifugal; efferent; transmitting or transmitted from the brain to the periphery.

Cerebrin (*ser'-e-brin*) [*cerebrum*, the brain], $C_{17}H_{23}NO_3$. A nitrogenous glucosid obtained from brain-tissue, nerves, and pus-corpuses. It is a light, colorless, exceedingly hygroscopic powder. The term has been applied to an "organic extract" of unknown constitution, derived from brain-tissue.

Cerebrinacide (*ser-e-brin'-as-id*) [*cerebrum*, the brain]. One of certain substances found in brain-tissue, and capable of combining with metallic oxids.

Cerebrinic Acid (*ser-e-brin'-ik*). See *Acid*.

Cerebripetal (*ser-e-brif'-et-al*) [*cerebrum*, the brain; *petere*, to seek]. Centripetal; afferent; transmitting or transmitted from the periphery to the brain.

Cerebritis (*ser-e-brif'-tis*) [*cerebrum*, the brain; *εἴω*, inflammation]. Inflammation of the proper substance of the cerebrum, due to traumatism, contiguous inflammation, or septic influence. Headache, possibly vomiting, and convulsions are the most marked symptoms. **C., Enzoötic—of horses.** Also called *staggers*, or *mad staggers*. A disease of horses in the Western United States caused by eating corn that has been attacked by a mold, *Aspergillus glaucus*, the spores of which, finding lodgment in the kidneys and liver, germinate and cause derangements of the circulation with central abscesses. Neither mules, cattle, nor pigs appear to contract this disease.

Cerebrogalactose (*ser-e-bro-gal-ak'-tos*). Same as *Cerebrose*.

Cerebro-hypoid (*ser-e-bro-hif'-foid*) [*cerebrum*, the brain; *ὑπό*, tissue; *εἶδος*, likeness]. Resembling the substance of the brain.

Cerebrol (*ser'-e-bröl*) [*cerebrum*, brain; *oleum*, oil]. An oily, reddish fluid obtainable from brain-tissue.

Cerebroma (*ser-e-bro'-mah*) [*cerebrum*, the brain; *μαῖα*, a tumor; *πλ.*, *Cerebromata*]. A growth, outside the cranium, that contains cerebral tissue.

Cerebromalacia (*ser-e-bro-mal'-a'-se-ah*) [*cerebrum*, the brain; *μαλακία*, softness]. Softening of the brain-tissue.

Cerebromedullary (*ser-e-bro-med-ul'-ar-e*) [*cerebrum*, the brain; *medulla*, marrow]. Relating to the brain and spinal cord.

Cerebropathy (*ser-e-bro-p'ath-ē*) [*cerebrum*, the brain; *πάθος*, illness]. 1. A train of symptoms following overwork and approaching the character of insanity. 2. Cerebral disease in general.

Cerebropsychosis (*ser-e-bro-psik-o'-sis*) [*cerebrum*, the brain; *ψυχωσις*, animating]. Mental disturbance due to a disease of the psychic centers.

Cerebro sclerosis (*ser-e-bro-skle-ro'-sis*) [*cerebrum*, the brain; *σκληρός*, hard]. Sclerosis of cerebral tissue.

Cerebroscopy (*ser-e-bro-skop'-ik*) [*cerebrum*, the brain; *σκοπεῖν*, to inspect]. Pertaining to cerebroscopy.

Cerebroscopy (*ser-e-bros'-ko-pe*) [*cerebrum*, the brain; *σκοπεῖν*, to inspect]. Ophthalmoscopy in the diagnosis of brain-disease.

Cerebrose (*ser'-e-brös*) [*cerebrum*, the brain], $C_6H_{12}O_6$. A crystallized sugar isomeric with glucose, occurring in brain-tissue.

Cerebro-sensorial (*ser-e-bro-sen-so'-re-al*) [*cerebrum*, the brain; *sensorium*, the organ of sensation]. Pertaining to the cerebral sensorium.

Cerebroside (*ser'-e-bro-sid*) [*cerebrum*, the brain]. One of a class of substances occurring in brain tissue, containing cerebrose, just as *glucosids* contain *glucose*.

Cerebrosis (*ser-e-bro'-sis*) [*cerebrum*, the brain]. Any cerebral disorder.

Cerebro-spinal (*ser-e-bro-spi'-ual*) [*cerebrum*, the brain; *spina*, the spine]. Pertaining to the whole of the brain and spinal structure. **C. Axis.** See *Axis*. **C. Fluid,** the fluid between the arachnoid membrane and the pia-mater. **C. Meningitis.** See *Fever, Cerebro-spinal*. **C. System,** the brain, spinal cord, and nerves.

Cerebro-spinant (*ser-e-bro-spi'-nant*) [*cerebrum*, the brain; *spina*, the spine]. A medicine that acts upon the brain and spinal cord.

Cerebrosulphatid (*ser-e-bro-sul'-fat-id*) [*cerebrum*, the brain; *sulphur*]. Any cerebrinacide containing sulphur.

Cerebrot, Cerebrote (*ser'eb-ro't, ser'eb-ro'te*) [*ser'e-brum*, the brain] A white, fatty principle obtainable from brain substance. Cf. *C'phalot*.

Cerebrotomy (*ser'eb-ro'to-mi*) [*ser'e-brum*, the brain; *tomia*, to cut] Surgical or anatomic section of brain tissue.

Cerebrum (*ser'eb-ru-m*) [L.] The chief portion of the brain, occupying the whole upper part of the cranium. See *Brain*.

Cerectomy (*ser'et-o-mi*). See *Arteriotomy*.

Cerencephalot (*ser'en-se-fal'ot*) [*ser'ene*, wax; *kephalot*, brain] Cephalot.

Cereolus (*ser'eu-lus*) [*ser'a*, wax; *pl.*, *Ceroid*]. A bougie of waxed linen, often medicated.

Ceresin (*ser'ez-in*) [*ser'a*, wax] Ozokerite that has been washed without distillation; it is used as a substitute for beeswax.

Cereus (*ser'eu-s*) [L., "a wax candle"]. A genus of cactaceous plants. **C. grandiflorus**. See *Night-blooming cereus*.

Cerevisia (*ser'ev-i-zia*) [L.]. Ale or beer. **C. fermentum**, beer yeast. The ferment obtained in brewing beer, and produced by *Saccharomyces cerevisiae*. It is given in low states of the system. Dose $\frac{3}{4}$ ss-j.

Cerin (*ser'in*) [*ser'a*, wax]. An ether of cerotic acid; one of the substances found in wax.

Cerise (*ser'iz*) [*ser'ice*, a cherry-tree]. A pigment of a cherry color. See *Pigments, Conspectus of*.

Cerium (*ser'ee-um*) [named after the planet *Ceres*]. Ce 140; quantitative II, IV. One of the rarer metals. See *Elements, Table of*. **C. oxalas**, $Ce_2(O_4)_3 \cdot 6H_2O$, a white, granular powder, insoluble in water or alcohol, but soluble in hydrochloric acid. The oxalate is the only salt commonly employed in medicine. It is a gastric sedative useful in the vomiting of pregnancy. Dose gr. j-x, in pill. **C. valerianate** has been used in the same class of cases. Dose gr. iss.

Ceromel (*ser'o-mel*) [*kerpoc*, wax; *miti*, honey]. Honey cerate; wax one part, honey two or four parts. It is applied to wounds and ulcers, chiefly in Asiatic countries.

Ceroplastic (*ser'o-plas'tik*) [*kerpoc*, wax; *plastiv*, to mould]. Modeled, or as if modeled, in wax. **C. Catalepsy**. See *Catal'psy*.

Ceroplasty (*ser'o-plas'ti*) [*kerpoc*, wax; *plastiv*, to mould]. The modeling of anatomic preparations in wax.

Cerosin (*ser'o-sin*) [*kerpoc*, wax]. A wax-like substance forming a white or grayish green coating on some species of sugar cane. When purified, it yields fine, light pearly scales.

Cerosis (*ser'o-sis*) [*kerpoc*, wax]. That morbid condition of a membrane in which it seems to consist of wax-like scales.

Cerotene (*ser'o-ten*) [*kerpoc*, wax]. An alkylen or olefin, $C_{27}H_{54}$, obtained from Chinese wax; it melts at 58°; cerylene.

Cerotic Acid (*ser'o-tik*). See *Acid, Cerotic*.

Certificate (*ser'ti-fi-ka't*) [*certificare*, to certify]. A written statement, as for insurance, or in case of birth or death.

Cerulean Blue. See *Pigment, Conf. of*.

Cerulein (*ser'eu-lin*). Same as *Alizarin Green*, one of the *Azarins*. See *Pigment, Conf. of*.

Cerumen (*ser'u-men*) [*ser'a*, wax]. The wax of the ear.

Ceruminous (*ser'u-minous*) [*ser'a*, wax]. Pertaining to cerumen.

Ceruse (*ser'u-s*) [*ser'ice*, white lead]. 1. White lead; basic oxide of lead. 2. A white fine powder. **C. of antimony**, white oxide of antimony, As_2O_3 and mono-acid.

Cervical (*ser'vik-al*) [*cervix*, the neck]. Pertaining to the neck, or to the cervix uteri. **C. Carcinoma**, carcinoma of the neck of the womb. **C. Choke**, in the horse, the lodgment of a foreign body in the esophagus at any point between the "throat-latch" and the shoulder. **C. Endometritis**. See *Endometritis*.

C. Pregnancy, a rare condition in which from atrophy of the decidua membranes the impregnated ovum is not properly held in place, and dropping, lodges in the cervical canal, where it develops until the uterus, not being able to hold it longer, expels it.

Cervicen (*ser'vis-en*) [*cervix*, the neck]. Belonging solely to the cervix.

Cervicocardiac (*ser'vis-ik-ar'de-ak*) [*cervix*, the neck; *kardia*, the heart]. Relating to the neck and the heart, as the cervicocardiac nerves, branches of the vagus.

Cervicoplex (*ser'vis-ip-leks*) [*cervix*, the neck; *plexus*, a network]. The cervical plexus.

Cervicitis (*ser'vis-i'tis*) [*cervix*, the neck; *itis*, inflammation]. Inflammation of the cervix uteri.

Cervicobrachial (*ser'vik-o-brak'e-al*) [*cervix*, the neck; *brachium*, the arm]. Relating to the neck and the arm.

Cervico-bregmatic (*ser'vik-o-breg-mat'ik*) [*cervix*, the neck; *βρεγμα*, the sinciput]. Relating to the cervix or nucha and the bregma.

Cervicodynia (*ser'vik-o-din'ya*) [*cervix*, the neck; *dynia*, pain]. Cramp or neuralgia of the neck.

Cervico-facial (*ser'vik-o-fa-shal*) [*cervix*, neck; *facies*, face]. Relating to the neck and the face.

Cervico-occipital (*ser'vik-o-ok-sip'it-al*) [*cervix*, the neck; *occiput*, the back of the head]. Relating to the neck and the back of the head.

Cervico-orbicular (*ser'vik-o-or-bik'u-lar*) [*cervix*, neck; *orbicularis*, circular]. Relating to the neck and the orbicular muscle.

Cervico-vaginal (*ser'vik-o-vaj'in-al*) [*cervix*, the neck; *vagina*, a sheath]. Relating to the cervix uteri and the vagina.

Cerviculate (*ser'vik'u-lat*) [*cervicula*, a little neck]. In biology, having a slender neck.

Cervix (*ser'viks*) [L.]. The neck; also the posterior part of the neck. Applied also to constricted parts of other organs, as the cervix of the bladder, or of the penis. **C. Uteri**, the neck of the womb. **C. Vesicæ**, the neck of the bladder.

Ceryl (*ser'ril*) [*ser'a*, wax], $C_{27}H_{55}$. An organic radical found in combination in beeswax.

Cerylene (*ser'ri-len*). See *Cerolene*.

Cesarean, or Cæsarean, Operation (*ser'ze-re-an op-er-a-shun*) [*caedere*, to cut]. Extraction of the fetus through an incision made in the abdomen. **C. O., Conservative**, the removal of the fetus through an opening in the anterior abdominal wall, without removing the uterus or its appendages. **C. O., Elective**, one done at a selected time prior to labor. **C. O., Improved**. See *Sänger's Operation, Porro's Operation*, etc. **C. O., Post-mortem**, extraction of the child after the mother's death. For the various methods proposed of performing the *Cesarean Operation*, see *Gastro-elytomy, Laparo-elytomy, Gastro-hysterectomy, Gastro-hysterotomy*, and the operations of *Porro, Säng'er, Porro-Müller, Kähler*, and *Thomas*, under *Operations, Table of*.

Cesarean Section. See *Operations, Table of*.

Cesium, or Cæsium (*ser'ze-um*) [L., "bluish-gray"], Cs 132.6; quantitative 1. A rare alkaline metal resembling potassium in physical and chemie properties. **C. bromid**, like the other bromids, is a good sedative, but its cost is very great. The oxalate and nitrate have also been employed medicinally.

- Unof. **C. chlorid**, unof., lowers the pulse-rate and raises the arterial pressure. Dose gr. ij-v.
- Cespitose** (*ses'-pit-os*) [*cæspes*, a turf or soil]. In biology, growing in or characterized by tangled or matted tufts.
- Cesspool** (*ses'-pool*) [E. dial., *cess*, a puddle; ME., *pool*]. A reservoir for water; a privy.
- Cestoid**, or **Cestode** (*ses'-toid*, or *ses'-tol*) [*κιστός*, a girdle; *eidog*, likeness]. Shaped like a girdle, or ribbon; applied to worms, of which *Tenia* is a type.
- Cetacea** (*se-ta'-se-ah*) [*cetux*, a whale]. An order of mammals living in the sea, as the whale, dolphin, etc.
- Cetaceum** (*se-ta'-se-um*) [L.; *genus*, *Cetacci*]. Spermacti. A fatty substance somewhat resembling paraffin in its physical properties. It is obtained from the head of the sperm whale, *Physeter macrocephalus*. It is soluble in ether, chloroform, and boiling alcohol, and is employed only as an emollient. **C.**, **Ceratum**, contains spermacti 10, white wax 35, olive oil 55 parts.
- C.**, **Ung.** (B. P.), contains spermacti, white wax, almond oil, and benzoïn.
- Cetraria** (*se-tra'-re-ah*) [*cætra*, a short Spanish shield]. 1. A genus of lichens. 2. Iceland moss. A lichen, *C. Islandica*, found in Iceland and other northern countries. It contains a form of starch, *Lichenin*, that gelatinizes when boiled with water. It is a feebly tonic demulcent, sometimes recommended in pulmonary affections. **C.**, **Decoct.**, contains five per cent. of the lichen. Dose \bar{z} ij-iv.
- Cetrarin** (*se-tra'-rin*) [*cætra*, a short Spanish shield]. The bitter principle of Iceland moss, crystallizing in fine needles, and nearly insoluble in water.
- Cetyl** (*se'-til*) [*cetux*, a whale], $C_{16}H_{33}$. An alcoholic radical existing in beeswax and spermacti.
- Cetylid** (*se'-til-id*) [*cetux*, a whale], $C_{22}H_{45}O_3$. Geoghegan's term for the substance in the brain that reduces alkaline solutions of cupric salts.
- Cevadilla** (*sev-ad-ill'-ah*). See *Cebadilla*.
- Cevadillin** (*sev-ad-ill'-in*) [*cevadilla*], $C_{34}H_{53}NO_8$. An uncrystallizable alkaloid obtained from cevadilla.
- Cevadin** (*sev'-ad-in*), $C_{22}H_{49}NO_3$. A crystalline alkaloid of cevadilla. See *Veratrin*.
- Ceylon Sickness**. See *Berberi*.
- Chabert's Disease**. See *Diseases*, Table of.
- Chæraphrosyne** (*ke-raf-ros'-in-ë*) [*χαίρειν*, to rejoice; *ἄποσύνη*, senselessness]. Amenomania.
- Chæromania** (*ke-ro-ma'-ne-ah*) [*χαίρειν*, to rejoice; *μανία*, madness]. Amenomania.
- Chæta** (*ke'-tah*) [*χαίτη*, a long hair]. A bristle.
- Chætophorous** (*ke-toff'-or-us*) [*χαίτη*, a long hair; *φέρειν*, to bear]. In biology, bearing bristles.
- Chaffbone** (*chaf'-bon*) [AS., *ceaf*, husk; *bān*, a bone]. A name for the inferior maxilla.
- Chagres Fever**. See *Fever*.
- Chain** (*chān*) [ME., *chaine*, a chain]. 1. A series of connected links of metal, etc. 2. In chemistry, a group of like atoms joined together by chemie affinity without the intervention of atoms of another kind. **C.** **Écraseur**, an écraseur of which a chain forms the cutting part. **C.-saw**, a surgeon's saw, the teeth of which are linked together like a chain.
- Chair** (*chār*) [ME., *chair*, a chair]. 1. A seat of office, as that of a professor. 2. A piece of furniture consisting of a seat with a back support. **C.**, **Vibrating**. See *Shaking Cure*. **C.**, **Whirling**, a revolving-chair in which formerly a maniacal patient was rapidly whirled. This was regarded as both a sedative and a curative procedure.
- Chalastic** (*kal-as'-tik*) [*χαλαστικός*, making supple]. 1. Emollient, softening. 2. An emollient or laxative medicine.
- Chalastodermia** (*kal-as-to-der'-me-ah*). Synonym of *Dermatolysis*.
- Chalaza** (*kal-a'-zah*) [*χάλαζα*, a hail-stone]. In biology, one of the twisted cords binding the yolk-bag of an egg to the lining membrane of the shell; or that part of a seed where its coats unite with each other and the nucleus.
- Chalazion** (*kal-a'-ze-on*) [*χάλαζιον*, a small hail-stone]. A tumor of the eyelid from retained secretion of the Meibomian glands; a Meibomian cyst.
- Chalazonephritis** (*kal-a-ze-nej'-rit-is*) [*χάλαζα*, hail; *νεφρον*, the kidney; *ιτις*, inflammation]. Granular nephritis.
- Chalicosis** (*kal-ik-o'-sis*) [*χάλιξ*, gravel]. A disease of the lungs of workmen caused by the inhalation of dust or sand.
- Chalk** (*chark*) [ME., *chalk*, lime]. Carbonate of lime. See *Calcium*. **C. Stone**, gout-stone—a deposit beneath the skin in gouty patients.
- Chalot's Operation**. See *Operations*, Table of.
- Chalybeate** (*ku-lib'-e-at*) [*χάλυβη*, iron]. Containing iron.
- Chalybs** (*ku'-libz*) [L.]. See *Ferrum*.
- Chamber** (*chām'-ber*) [ME., *chamber*, a room]. A cavity or space. **C.**, **Anterior** (of the eye), the space between the cornea and the iris. **C.**, **Posterior** (of the eye), the space between the iris and the lens. The chambers of the eye contain the aqueous humor.
- Chamberlaine's Operations**. See *Operations*, Table of.
- Chamberland's Bougie or Filter**. See *Filter*.
- Chamecephalic** (*kam-e-sef-al'-ik*) [*χαυαί*, low; *κεφαλή*, head]. Characterized by chamecephaly.
- Chamecephalous** (*kam-e-sef-al-us*). See *Chamecephalic*.
- Chamecephaly** (*kam-e-sef-al-ë*) [*χαυαί*, low; *κεφαλή*, head]. In craniometry, that condition of the skull in which the cephalic index is 70° or less. A flat and receding skull.
- Chameconcha** (*kam-e-kong'-kah*) [*χαυαί*, low; *κόγχη*, orbit]. In craniometry, an orbital index below 80.01°.
- Chameconchous** (*kam-e-kong'-kus*) [*χαυαί*, low; *κόγχη*, concha]. In craniometry, having an orbital index of not more than 80°.
- Chamecranious** (*kam-e-kra'-ne-us*) [*χαυαί*, low; *κρανίον*, skull]. In craniometry, having the greatest length of the skull proportioned to its height.
- Chameleon Mineral** (*kam-el-le-on min'-er-al*). An old name for a crude mixture of potassium manganate with potassium nitrate.
- Chamelirin** (*kam-el-ir'-in*) [*χαυαί*, ground; *λίριον*, lily]. A poisonous glucosid from *Chamelirion luteum*: it is a strong heart-depressant.
- Chamelirion** (*kam-el-ir'-e-on*) [*χαυαί*, ground; *λίριον*, lily]. A genus of liliaceous plants having active medicinal and poisonous properties. **C. luteum**, or **carolinianum**, of the U. S. (called *Hellonias dioica*), is a uterine tonic and diuretic. Unof.
- Chameopisthius** (*kam-e-o-pis'-thi-us*) [*χαυαί*, low; *πίσθηον*]. In craniometry, Lissauer's term for a skull in which the angle between the radius fixus and the line joining the hormion and the lambda is from 17° to 24.5°.
- Chameproscopic** (*kam-e-pro-se'-pik*) [*χαυαί*, low; *πρόσσωπον*, face]. Low-faced; having the zygomatic facial index below 90°.
- Chamocephalic** (*kam-o-sef-al'-ik*) [*χαυαί*, on the ground, low; *κεφαλή*, head]. See *Chamecephalic*.
- Chamois Leather** (*sham'-wah*, or *sham'-ev*). See *Leather*.
- Chamois-skin** (*sham'-wah*, or *sham'-e-skin*). Properly the skin or tanned leather of the chamois; now prepared from split sheep-skin. It is used in surgery and for underclothing.

- Chamomile** (*kam' o-mil*). See *Antihem* and *Matricaria*.
- Chamoprosopic** (*kam' o-pros' o-fik*) [*Yava*, on the ground; = *o-aw' o*, lace]. See *Chamoprosopi*.
- Champagne** (*cham' pan'*) [Fr.]. An effervescent wine (see *Vinum*), sometimes prescribed as a remedy for nausea and vomiting. For *Champans*, see *Wines*.
- Champak** (*cham' pak*) [Hing, *Champa*]. A magnoliaceous tree of India and Indo-China, *Michelia champaca*. Its highly fragrant flowers are used for nasal catarrhs and for headaches and eye-disorders; its bark is terebruge and emmenagogue. See *Michelia*. Unof.
- Chancebone** (*chans' bon*). A name for the ischium.
- Chancere** (*changs' k' e*) [Fr., same]. A term formerly used indiscriminately for any primary venereal ulcer, but now generally conceded to signify the initial lesion of syphilis, a true infecting sore, followed by constitutional symptoms (see *Syphilis*); while *chancreoid* is employed to designate the infectious but non-constitutional sore. C., **Hard, Hunterian, Indurated, Infecting, Non-suppurating, or True**, the ulcer of venereal origin, that is followed by constitutional syphilis. C., **Non-incubatory, Non-infecting, Simple, or Soft**, a contagious, suppurating, non-syphilitic venereal ulcer, properly called *chancreoid*. C., **Phagedenic chancreoid** with a tendency to erosion. C., **Serpiginous**, a variety of the last that spreads superficially in curved lines.
- Chancreoid** (*changs' k' roid*) [*chancre*]. A local, infective process transmitted by sexual intercourse, and characterized by ulceration, local glandular involvement, and often suppuration. It has been variously termed the soft, non-indurated, simple, or non-syphilitic chancre. See *Chancre*.
- Change** (*changs*) [ME., *chan' n*, to change]. Death. The word is colloquially used either for the establishment or the cessation of the menstrual function. C. of Life, the cessation of the catamenia; the menopause.
- Channel-bone** (*chans' el- bon*) [ME., *chanel*, a canal; *n*, a bone]. The clavicle.
- Chantreuil's Method**. In pelvimetry, a method of ascertaining the distance between the tuberosities of the ischia (H. m.) in estimating the size of the pelvic outlet. The two thumbs are placed upon the tuberosities, and an assistant measures the distance between them.
- Chap** (*chaps*) [ME., *chappen*, to cleave]. 1. The jaw (usually in the pl.). 2. A slight or superficial fissure of the skin, usually upon the lips, hands, or nipples.
- Chaptalization** (*chaps- tal- iz- al- shun*). A method of improving wines consisting in neutralizing the excess of acidity in the must by the addition of marble-dust, and increasing the saccharine content by the addition of a certain quantity of cane-sugar. The wine becomes richer in alcohol, poorer in acid, and the bouquet is not injured.
- Charbon** (*char' bon*) [Fr.]. The French term for *anthrax*, or *pu-tula maligna*.
- Charcoal** (*char' kol*) [ME., *charcol*]. Coal made by subjecting wood to a process of smothered combustion. See *Char-mineral* and *Creosolium*.
- Charcot Pain**. Pain in the ovarian region.
- Charcot's Disease**, *Nervous plaques*. Disseminated, multiple, or insular sclerosis. See *Disease*, Table of.
- C.'s Joint, or Joint Disease**. See *Arthropathia and Dislocation* of C.-Leyden Crystals, microscopic, colorless, octahedral or rhomboidal crystals found in the articular tract in leukemic and anemic patients in the stadium of asthmatic and bronchitic patients; in the blood of Bäumler. Same as *Charcot-Neumann Crystals*. See *Neumann*. C.'s Method. See *Hypno-*
- tism*. C.-Neumann Crystals. See *Spermin*. C.-Robin Crystals, crystals forming upon leukemic blood when allowed to stand exposed for a few days. C.'s Vibrating Arm-chair. See *Shaking Cure*.
- Charlatan** (*shar' lat- an*) [Sp., *charlar*, to prattle]. A quack; a pretender to medical skill; an advertising doctor.
- Charlatanoid** (*shar' lat- an- oid*) [Sp., *charlar*, to prattle]. A term applied to an organism so closely resembling a charlatan as at times to be almost indistinguishable.
- Charles's Law**. See *Law*.
- Charpie** (*shar' pi*) [*carpere*, to pluck]. Picked or shredded lint; linen shreds for dressing wounds.
- Charqui** (*char' ki*) [Chilian]. A name given in South America to strips and slices of beef freed from fat and dried rapidly by sun-heat and sprinkled with maize.
- Charrière's Guillotine**. An instrument for excising the tonsils. See *Operations*, Table of.
- Charta** (*kar' tah*) [*χαρτην*, paper; *gen. and pl., Charta*]. A paper. In pharmacy, a strip of paper as an excipient, the fibers of which are impregnated with the prescribed medicinal substance. Also a wrapper for holding powders or medicines. Of the three official *charte*, two are intended as vesicants. C. **epispastica**, or C. **cantharidis**, blistering-paper. C. **em-poretica**, porous or bilubous paper. C. **exploratoria**, test-paper. C. **sinapis**, mustard-paper.
- Chartreuse** (*shar- treez'*) [Fr.]. A tonic cordial, obtained by distillation from various plants growing on the Alps.
- Chartula** (*kar' u- lah*) [dim. of *charta*]. A little paper, especially a paper containing a single dose of a medicinal powder.
- Chasma** (*kaz' mah*), or **Chasmus** (*kaz' mus*) [*χασμός*, a gaping]. A yawn.
- Chassaignac's Operations**. See *Operations*, Table of.
- Chaste Tree** (*chast tree*). See *Agnus castus*.
- Chaulmugra Oil** (*chaul- moog' rah*) [E. Ind.]. A fixed oil expressed from the seeds of *Gynocardia odorata*, a tree native to the E. Indies. It is soluble in alcohol, and its properties are due to *gynocardic acid*. It is thought to be useful in leprosy and is recommended in scaly eczema, psoriasis, and syphilitic skin-affections. For external use, gr. xx of the acid ad $\frac{5}{8}$ j of petrolatum. Internally, dose grt. v-x of the oil, or gr. ss-ij of the acid, in capsules. All unof.
- Chaussier, Line of**. See *Lines*, Table of.
- Chautard's Test**. See *Tests*, Table of.
- Chauvel's Operation**. See *Operations*, Table of.
- Chavibetol** (*chav- e- bet' tol*) [*charvica*, or piper; *betel*], $C_{10}H_{12}O_2$. A substance isomeric with eugenol; it occurs in oil of betel.
- Chavica** (*chav' ik- ah*) [native South Sea Island name]. A genus of plants including the long pepper and betel-pepper.
- Chavicin** (*chav' is- in*) [*charvica*, a genus of plants]. An organic basic principle analogous to piperin, found in pepper.
- Chavicol** (*chav' ik- ol*) [*charvica*, a genus of plants], $C_6H_4OH.C_3H_5$. A substance occurring in the oil obtained from the leaves of *Charvica betel*. It is a colorless oil with a peculiar odor, and boils at 237° ; its sp. gr. at 20° is 1.035.
- Chawstick** (*chaw' stik*). See *Cherostick*.
- Check** (*chek*) [ME., *chek*, a sudden stop]. Something restraining. C.-experiment. See *Control*. C.-ligament. See *Ligament*. C.-observation. See *Control*.
- Checker-berry** (*chek' er- ber' e*). A popular name for *Gaultheria procumbens*.
- Cheddar Cheese**. See *Cheese*.

Cheek (*chek*) [M.E., *cheke*]. The side of the face; it is composed of fat, areolar tissue, muscles, etc.

Cheese (*chez*) [M.E., *chese*]. A food prepared from the casein of skimmed or unskimmed milk. In the following table the results of the researches of Payen on the composition of cheese are quoted in 100 parts for the following kinds: (1) Brie, (2) Camembert, (3) Roquefort, (4) Double cream, (5) Old Neufchâtel, (6) New Neufchâtel, (7) Cheshire, (8) Gruyère, (9) Ordinary Dutch, (10) Parmesan. The varieties under I, exhibit an alkaline reaction, and contain, with ammonia, cryptogamic plants, or, as it is termed, are moldy. The varieties under II, so-called boiled, strongly pressed, and salted cheese, exhibit an acid reaction, as also does freshly prepared casein.

	I.				
	1	2	3	4	5
Water,	45.20	51.90	34.50	9.50	34.50
Nitrogenous matter,	18.50	18.90	26.50	18.40	13.00
Nitrogen,	2.93	3.00	4.21	2.92	3.31
Fatty matters,	25.70	21.00	30.10	59.90	41.90
Salts,	5.60	4.70	5.00	6.50	3.60
Non-nitrogenous } organic matter } and loss, }	5.00	4.50	3.90	5.70	7.00
	II.				
	6	7	8	9	10
Water,	36.60	35.90	40.00	36.10	27.60
Nitrogenous matter,	8.00	26.00	31.50	29.40	44.10
Nitrogen,	1.27	4.13	5.00	4.80	7.00
Fatty matters,	40.70	26.30	24.00	27.50	16.00
Salts,	0.50	4.20	3.00	0.90	5.70
Non-nitrogenous } organic matter } and loss, }	14.20	7.60	1.50	6.10	6.60

The character of a few of the different varieties of cheese is as follows: Neufchâtel cheese is a Swiss cream cheese. Limburger cheese is a soft, fat cheese. Fromage de Brie is a soft French cheese, rapidly ripening and developing ammoniacal compounds. Camembert cheese is also a cream cheese. Roquefort cheese is a cheese made from the milk of the ewe. Gruyère cheese is a peculiarly flavored Swiss cheese. Cheddar cheese is a hard cheese made from whole milk. Single and double Gloucester are made, the first from a mixture of skimmed and entire milk, and the second from the entire milk. Parmesan cheese is a very dry cheese, with a large amount of casein and only a moderate percentage of fat. Eidam cheese is a Dutch cheese, also relatively dry, and

covered with red coloring. As to the bacillus of cheese see *Spirillum tyrogonum*, Denecke, under *Bacteria*, Table of.

Cheese-rennet (*chez'-ren-et*). See *Ladies' Bed-straw*.

Cheesy (*chez'-e*) [M.E., *ches-*]. Of the nature of cheese.

C. Degeneration, caseous degeneration, or ca-cation.

C. Tubercle, a mass of caseously degenerated tissue.

Cheil-, or **Cheilo-** (*kel-*, or *kill'-o-*). For words thus beginning see *Chil-*, or *Chilo-*.

Cheiro- (*kir'-o-*). For words thus beginning see *Chiro-*.

Chekan, or **Cheken** (*chek'-en*) [Chilian]. 1. The leaves of *Eugenia cheken*, a South American shrub. Its properties are due to an alkaloid and a volatile oil. It is diuretic and expectorant and similar in action to eucalyptus. It is serviceable in chronic catarrh, laryngitis, etc. Dose of the fluid extract ʒss-j. Unof. 2. The crude resin obtained from *Cannabis indica*.

Chela (*ke'-lah*) [*χελή*, a claw]. In biology, the claw or pincers of a crustacean.

Chelicera (*ke-lis'-er-ah*) [*χελή*, a claw; *κίρα*, a horn]. In biology, a claw-like appendage of scorpions and spiders, containing a poison-gland in the latter.

Chelidonic Acid (*kel-id-on'-ik*). See *Acid*.

Chelidonic (*kel-id-on'-in*) [*χελιδόνιον*, celandine]. C₁₉H₁₇N₃O₃ + H₂O, or C₁₉H₁₇NO₄. A crystalline alkaloid of celandin (*Chelidonium majus*), of a bitter and acrid taste, and forming colorless salts with acids. It is not a very active substance. See *Sanguinarin*.

Chelidonium (*kel-id-on'-e-un*) [*χελιδόνιον*, celandine]. Celandin. The leaves and stems of *C. majus*, with properties due to a number of alkaloids and acids. It is a drastic cathartic, and externally an irritant, and is of service in jaundice, whooping-cough, and catarrhal pneumonia. Dose of the plant gr. x-xxx; of the juice ʒv-xx. Unof.

Chelidoxanthin (*kel-id-oks-an'-thin*) [*χελιδόνιον*, celandine]. One of the bitter, crystalline constituents of celandin.

Cheloid (*ke'-loid*) [*χελή*, a claw; *εἶδος*, form]. A raised or elevated fibroma of the skin; so called from its frequent claw-shape. See also *Keloid*.

Cheloma (*ke-lo'-mah*). Same as *Keloid*.

Chelonin (*kel'-on-in*). See *Balmomy*.

Chelotomy (*ke-lot'-o-me*). See *Kelotomy*.

Chemotropism (*kem-at'-ro-pizm*). See *Chemotropism*, and *Chemotaxis*.

Chemic, **Chemical** (*kem'-ik*, *ken'-ik-al*) [*χημεία*, chemistry]. Of or pertaining to chemistry. **C. Black**. See *Pigments*, *Conspectus of*.

C. Food, compound syrup of the phosphates, a very complex preparation used in disorders attended with impaired nutrition. **C. Lung**. See *Neale's Lung*. **C. Pathology**, the chemistry of disease.

Chemico-radical Theory. A theory of the constitution of the carbon compounds. It is that the object of organic chemistry is the investigation and isolation of radicals as the more intimate components of the organic compounds.

Chemiotaxis, **Chimiotaxis** (*kem'-e-o-taks-is*, *kim'-e-o-taks-is*). See *Chemotaxis*.

Chemise, **Rectal** (*she-méz'*). A form of surgical dressing made of muslin and applied after operations upon the rectum to control or prevent hemorrhage.

Chemism (*kem'-izm*) [*χημεία*, chemistry]. Chemic force.

Chemistry (*kem'-is-tré*) [*χημεία*, chemistry]. The science of the molecular and atomic structure of bodies.

Chemocephalus (*kem-o-sef'-al-us*) [*χαιμά*, low; *κεφαλή*, head]. An individual possessed of a flat head.

Chemosis (*ke-mo'-sis*) [*χημωσις*, a gaping]. Conjunctival and sub-conjunctival swelling.

Chemotactic (*kem-o-tak'tik*) [*χημεία*, chemistry; *ταξις*, battle-array]. Pertaining or relating to chemotaxis.

Chemotaxis (*kem-o-taks'is*), **Chemiotaxis** (*kem-e-o-taks'is*) [*χημεία*, chemistry; *ταξις*, to order, arrange]. The property of cellular attraction and repulsion. It is displayed by the proteid constituents of the protoplasm of various species of bacteria, as well as by proteids from a great variety of sources. The qualifications *positive* and *negative* are added according as the phenomenon is one of attraction or repulsion.

Chemotic (*k-m-ot'ic*) [*χημώσις*, a gaping]. Pertaining to or marked by chemosis.

Chemotropism (*kem-ot'ro-pizm*) [*χημεία*, chemistry; *τροπή*, a turning, a rout, a putting to flight]. In biology, the destruction of bacteria by phagocytes; the victory of the phagocytes over bacteria, or of bacteria over phagocytes. In biology, the attraction of leukocytes by certain chemic substances held in solution in the blood, either positive or negative. Cf. *Chemotaxis*.

Chenopodium (*k-n-'po-de-um*) [*χην*, a goose; *πόδιον*, a little foot]. American Wormseed; the fruit of *C. ambracites*, or *anthelminticum*, a plant native to the United States with properties due to a volatile oil, which is the only preparation used. It is a mild cardiac stimulant, promoting the secretions of the skin and kidneys, and also a very efficient anthelmintic against the round-worm. Dose of the oil $\mathfrak{m}\gamma$ -xv.

Cheoplastic (*k-e-o-plas'tik*) [*χένω*, to pour; *πλαστικός*, plastic]. Made soft and yielding by heat. **C. Metal**, an alloy composed of tin, silver, and bismuth, with a small trace of antimony.

Cherry (*cher'ry*) [ME., *chery*]. The bark of the common cherry, *Prunus serotina*, a mild bitter and tonic, containing tannin. Dose of fld, ext. \mathfrak{ss} -j. *Prunin*, a concentrated ext. Dose gr. j-ij. **C.-Compound**, each \mathfrak{o} represents cherry-bark \mathfrak{ss} viij, lettuce \mathfrak{ss} iij, horehound \mathfrak{ss} iijss, bloodroot \mathfrak{ss} j, veratrum viride \mathfrak{ss} ss. Dose $\mathfrak{m}\lambda\mathfrak{v}$ - \mathfrak{ss} j. All unof. See also *Choke-cherry* and *Prunus virginiana*. **C.-laurel**, the European evergreen cherry, *Prunus lauro-cerasus*. Water distilled from its leaves is used in the same way as dilute hydrocyanic acid. See *Acid. Hydrocyanic*.

Cheselden's Operations. See *Operations, Table of*.

Chest. See *Thorax*. **C., Barrel-**, a peculiar formation of the chest observed in cases of long-standing emphysema of the lungs; it is round like a barrel, and in respiration is lifted vertically instead of being expanded laterally. See *Emphysema*. **C.-founder.** See *Pounder*. **C. Sweetbread.** See *Sweetbread*.

Chestnut. See *Castanea*. **C. Extract.** See *Horse-chestnut bark*. **C.-wood**, a wood used in leather-manufactures, derived from the *Castanea vesca*, and containing from eight to ten per cent. of a tannin that closely resembles gallotannic acid. The extract, containing from 14 to 20 per cent. of tannin, is used largely to modify the color produced by hemlock extract and for staining and dyeing.

Chevrel's Test. See *Tests, Table of*.

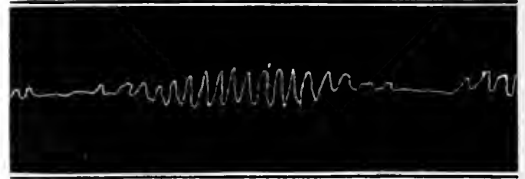
Chevron-bone (*che-'v-n-bon*) [ML., *capro*, a rafter; *h-n*, bone]. One of two bones forming a V-shaped arch beneath the caudal portion of the back-bone of many animals.

Chewstick [ML., *chewon*, to chew; *stiken*, to pierce]. The bark of *G. unia domingensis*, a popular aromatic bitter in the West Indies. It is also used as a dentifrice and masticatory. Dose of the fld, ext. \mathfrak{ss} iij- \mathfrak{ss} j.

Cheyne's Operation. See *Operations, Table of*.

Cheyne-Stokes Breathing or Respiration. See *Sigsbee's Symptoms, Table of*. **C. Nystagmus**, a

variety of nystagmus in which the oscillations of the

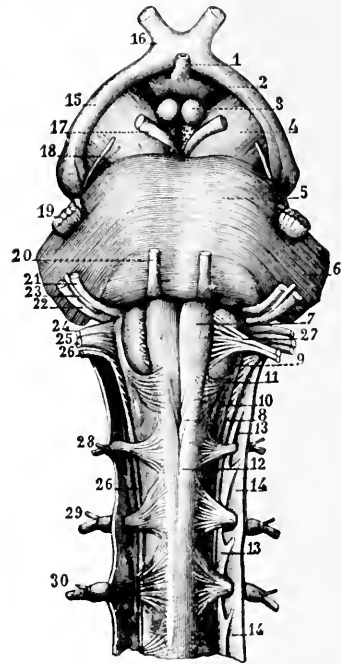


TRACING OF CHEYNE-STOKES BREATHING.

eyeball have a rhythmic variation similar to the rhythm of Cheyne-Stokes respiration.

Chian (*ki'an*) [*χίος*, Chios], Pertaining to Chios, an island in the Aegean Sea. **C. Turpentine.** See *Terebinthina*.

Chiasm, Chiasma (*ki'azm, ki-az'-mah*) [*χιάζω*, to make a cross, as an X]. The optic commissure.



OPTIC CHIASM AND ADJACENT PARTS.

1. Infundibulum. 2. Tuber cinereum. 3. Corpora albicantia, or mammillaria. 4. Crus cerebri. 5. Pons varoli. 6. Middle cerebellar peduncle. 7. Anterior pyramid. 8. Decussation. 9. Olfactory body. 10. Gray tubercle of Rolando. 11. Arciform fibers. 12. Superior extremity of spinal cord. 13, 13. Denticulate ligament. 14. Spinal dura mater. 15. Optic tract. 16. Optic chiasm. 17. 3d nerve. 18. 4th nerve. 19. 5th nerve. 20. 6th nerve. 21. Facial nerve. 22. Auditory nerve. 23. Nerve of Wrisberg. 24. Glosso-pharyngeal nerve. 25. Pneumogastric nerve. 26, 26. Spinal accessory nerve. 27. Hypoglossal. 28. 1st cervical pair. 29. 2d cervical pair. 30. 3d cervical pair.

Chiastometer (*ki-as-tom'-et-er*) [*χιαστός*, crossed; *μέτρον*, a measure]. An instrument for measuring any deviation of the optic axes from parallelism.

Chibou (*see-hoo'*) [Fr.]. The resin or gum of *Bursera gummifera*, a tree of Florida and tropical America; it is locally valued in diseases of the lung and kidneys, and is used in various plasters and ointments; it is called also *cachibou* and *archipin*. Unof.

Chibret's Operation. See *Operations, Table of*.

- Chica Red** (*che'-kah*) [S. Amer.]. See *Pigments, Conspectus of*.
- Chick Pea** (*chik'-pe*) [ME., *chick pea*]. The plant *Cicer aristinum*; also the pulse derived from it; much used as an article of food in various countries. *Lathyrism* (apparently chronic oxalic-acid poisoning), *q. v.*, sometimes results from the too free use of the chick-pea as a food.
- Chickahominy Fever** (*chik-a-hom'-in-e fe'-ver*). See *Fever*.
- Chicken** (*chik'-en*) [ME., *chiken*, a chicken]. A domestic fowl. **C. Breast**, an abnormally prominent condition of the sternum and of the external region; pigeon-breast; it is seen in rhaehitic persons, etc. **C. Cholera**, See *Cholera*. **C.-fat Clot**. A clot of blood consisting largely of fibrin, yellowish in color, and containing but few red-cells. **C.-pox**. See *Variella*.
- Chicle** (*chik'-l*) [S. Amer.]. A gum obtained from the *Achras zapota*, a tree of tropical America, and used as a masticatory.
- Chico Red** (*che'-ko*) [S. Amer.]. Same as *Chica Red*.
- Chicory** (*chik'-or-e*) [*κίχουρα*, chicory]. *Cichorium intybus*, a composite plant of Europe and Asia, naturalized and growing in the United States. Its ground-root is used to adulterate coffee.
- Chicot** (*che'-ko*) [Fr.]. Kentucky Coffee Bean. The seeds of *Gymnocladus canadensis*. Chicot contains a volatile oil and a glucosid, and is probably a cerebro-spinal stimulant. It is sometimes used as a substitute for coffee. Unof.
- Chiene's (John) Method**. A method of locating the fissure of Rolando. A square piece of paper is folded once, so as to form a triangle. Either of the two equal angles is then 45°. One free edge is then folded back so that this angle is bisected, thus forming an angle of 22.5°. The paper is then unfolded at the first crease, so as to secure an angle of 67.5, the apex of which is placed 1/2 inch behind the mid-point between the glabella and the inion, so that the straight side of the paper corresponds to the middle of the anterior aspect of the head; the other margin of the paper, the fold, corresponds to the fissure of Rolando, the length of which is about 3 3/4 inches. **C.'s Operation**. See *Operations, Table of*.
- Chignon Fungus** (*shên-yân'*) [Fr.]. A fungoid disease of the hair in which oval or roundish masses surround the hair-shaft at irregular intervals. It is also mis-called *Chignon gregarine*.
- Chigoe** (*chig'-o*) [Fr., *Chique*]. Sand-flea; *Sarcophylla penetrans*, a small parasite of the skin, affecting usually that portion between the toes and fingers; also the red harvest mite, *Leptus irritans*. It is also written *chigo*, *chegoe*, *chigga*, *chiggre*, *chigger*, *jigger*. See *Parasites (Animal), Table of*.
- Chilblain** (*chil'-blân*) [AS., *cele*, cold; *blegan*, to boil]. Pernio; Erythema pernio. An erythematous local inflammation and swelling of the skin, due to cold. It is most common in the young of lymphatic constitution. The symptoms are an eruption of circular, raised erythematous spots, attended with severe itching or burning; later, bullæ may form, and these may lead to ulceration.
- Child** (*child*) [ME., *chill*; *pl., Children*]. A young person. **C.-bed**, the popular term for the condition of a woman during and after labor. **C.-bed Fever**. See *Puerperal Fever*. **C.-birth**, parturition. **C.-crowing**, the crowing sound of the respiration that characterizes *Laryngismus stridulus*, *q. v.* **C.-hood**, the age of childishness; the period before puberty. **C.-murder**. See *Infanticide*. **Children's Diseases**. See *Pediatrics*.
- Chile** (*chil'-e*). See *Capsicum*.
- Chili Saltpeter**. See *Sodium*.
- Chilitis** (*chil'-it-is*) [*χλίτις*, lip]. Inflammation of a lip.
- Chill** (*chil*) [ME., *chil*]. A sensation of cold accompanied by shivering, usually appearing shortly after exposure to cold or wet. It is frequently the initial symptom of grave acute disorders, as pneumonia, etc. It is a prominent symptom of various forms of malarial fever. See *Rigor*.
- Chilli** (*chil'-e*). See *Capsicum* and *African Pepper*.
- Chills and Fever**. A popular term for intermittent fever.
- Chilo-angioscope** (*ki-lo-an'-je-o-kop*) [*χίλιος*, lip; *ἀγγειον*, vessel; *σκοπεῖν*, to look]. An apparatus for observing the circulation of the blood in the human lip.
- Chilocace** (*chil-ok'-as-e*) [*χίλιος*, lip; *κακός*, evil]. A firm, reddish swelling of the lip in scrofulous children.
- Chiloglossa** (*chil-lo-glos-ah*) [*χίλιος*, lip; *γλῶσσα*, tongue]. In biology, the anterior lip, or the membranous protuberance that lies in front of the mandibles and is continued under these in certain arthropods.
- Chilogramma** (*ki-lo-gram'-mah*) [*χίλιος*, lip; *γραμμα*, a mark; *pl., Chilogrammata*]. Jadelot's labial line. See *Lines, Jadelot's*.
- Chiloma** (*ki-lol'-mah*) [*χίλιωμα*, a lip]. In biology, a projecting thickened upper lip—as in the camel.
- Chiloplasty** (*ki'-lo-plas-te*) [*χίλιος*, lip; *πλασσειν*, to form]. Any plastic operation upon the lip.
- Chilorrhagia** (*ki-lor-a'-je-ah*) [*χίλιος*, lip; *ρήγναι*, to burst forth]. Hemorrhage from the lips.
- Chiloschisis** (*ki-lol'-kis-is*) [*χίλιος*, lip; *σχίσσις*, a split]. Hare-lip.
- Chimaphila** (*ki-maf'-il-ah*) [*χίμα*, winter; *φιλο*, loving]. Pipsissewa, Prince's Pine; the leaves of *C. umbellata*, an evergreen found in the U. S., an astringent tonic and excellent diuretic. The bruised leaves are used as a rubefacient. It is valuable in dropsy, several forms of kidney disease, and for affections of the urinary passages. **C., Fld. Ext. Dose** ʒss-ij. **C., Decoctum**. 1 to 17. Dose ʒj-ij. Unof.
- Chimaphilin** (*ki-maf'-il-in*) [*χίμα*, winter; *φιλο*, loving]. A precipitate from the tincture of *Chimaphila umbellata*, used in cancers; it is a diuretic, discutient, and alterative. Dose two to three grains. Unof.
- Chimiotaxis** (*kim-e-o-tak'-is*). See *Chemotaxis*.
- Chimiotetic** (*kim-e-o-tet'-ik*). See *Chemotactic*.
- Chimney-sweep's Cancer**. Cancer of the scrotum, formerly not uncommon among chimney sweepers.
- Chin** [ME., *chin*]. The mentum; the lower part of the face, at or near the symphysis of the lower jaw. **C., Double**. See *Buccula*. **C.-cough**, whooping-cough. **C.-jerk**. See *Jaw-jerk*, and *Reflexes, Table of*. **C. Reflex**. See *Reflexes, Table of*.
- China** (*kin'-ah*, or *ke'-nah*) [Sp.]. Same as *Cinchona*.
- China** (*chil'-nah*) [Pers., *Chin*, China]. A country of Asia. **C.-blue**. See *Pigments, Conspectus of*. **C.-clay**. See *Pigments, Conspectus of*. **C.-grass**, Ramie; a soft, silky vegetable substance used as a surgical dressing; the fiber of *Bahneria nivea*. **C.-root**, the rhizome of *Smilax china*, a plant of Eastern Asia; it is used as a substitute for true sarsaparilla. Unof. **C.-root, False**, the plant *Smilax pseudo-china* of N. America. Unof. **C.-white**. Same as *White Lead*.
- Chinese** (*chi-nēs'*, or *nēz'*) [Pers., *Chini*, China]. Pertaining or belonging to China. **C. Catarrh**. Synonym of *Influenza*. **C. Foot**, a deformed and undeveloped foot due to atrophy from compression. It is a popular fashion among Chinese ladies. **C. Green**. See *Pigments, Conspectus of*. **C. Red**. Same as *Vermillion*. **C. Twist**, a name given to a variety of silk-thread used in surgery. **C. Wax**, Insect Wax; a

substance deposited by an insect, *Coccus coccifer*, upon the Chinese ash-tree. It is a white, very crystalline, and brittle wax, resembling spermaceti in appearance, with a specific gravity of .073; at 15° C. it fuses at 82° to 83° C. It is slightly soluble in alcohol and ether, very soluble in benzene. It is used in candle-making. **C. White.** Same as *Liu zehai*. **C. Yellow.** Same as *King's Yellow* and *Okber*.

Chinoidin, or **Chinoidinum** [*kin-oid-in*, or *kin-oid-in-tum*] [*Sp., chiné*]. Quinoidin. A mixture of amorphous alkaloids obtained in the manufacture of quinin. It has the therapeutic properties of quinin.

Chinolin [*kin-in*]. See *Chinolin* and *Quinolin*.

Chinolina [*kin-olin*] [*linin*, quinin], $C_{10}H_7N$. Chinolin, Eukolin. An alkaloidal derivative of quinin and quinolin, occurring also in coal-tar. It is now generally prepared by heating anilin or nitro-benzol with glycerin and a dehydrating agent. It is a valuable antiseptic and antipyretic, and is useful in pneumonia and typhus and other fevers. It is commonly used in the form of the tartrate because of the deliquescent nature of the other salts. Dose mij to x ; of the tartrate gr. v-xv. Unof.

Chinovin [*kin-ovin*] [*kinin*, quinin], $C_{10}H_7O_2$. A glucosid obtained from *Chinina*.

Chinwhelk. Synonym of *Tin a gyois*.

Chiococca [*chi-oh-koh*] [*chiow*, snow; *kokkos*, a berry]. A genus of rubiaceous plants. See *Calina*.

Chionanthin [*chi-on-an-thin*] [*chiow*, snow; *anthos*, a flower]. A precipitate from the tincture of the root-bark of *Chionantha virginiana*; it is an aperient, diuretic, tonic, and narcotic. Dose 1 to 3 grains. Unof.

Chionanthus [*chi-on-an-thus*] [*chiow*, snow; *anthos*, a flower]. A genus of oleaceous trees and shrubs. **C. virginiana**, fringe tree or poison-ash. The root is used as a vulnerary. See also *Fringe-tree*. Unof.

Chionyphes [*chi-on-yf-es*] [*chiow*, snow; *phos*, a texture]. A genus of fungi. **C. carteri**, a parasitic fungus, apparently the cause of the disease known as *Fungus Foot*, or *Melan Foot*, etc.

Chip Blower [*chip-blow-er*]. A warm-air blow-pipe.

Chiragra [*chi-rag-rah*] [*chi-p*, the hand; *agra*, a seizure]. Gout in the hand.

Chirarthritus [*chi-rar-thrit-us*] [*chi-p*, hand; *arthron*, a joint; *itis*, inflammation]. Rheumatism or arthritis of the hand.

Chirata [*chi-rah-tah*, or *che-rah-tah*] [Hind., *chiracta* a species of gentian]. Chiretta. The entire plant, *Stemochirata*. It resembles gentian in its therapeutic properties, and is an excellent tonic. It does not contain any tannin. Dose of the powdered plant gr. xv-xxx. **C.**, **Fld. Ext.**, in glycerin and alcohol. Dose m xv-xxx . **C.**, **Infusum** (B. P.). Dose a wine-glassful. **C.**, **Tinct.**, ten per cent. in strength. Dose 5 ss-ij.

Chiratin [*chi-rah-tin*] [Hind., *chiracta*, a species of gentian], $C_{10}H_7O_2$. A light-yellow, crystalline, bitter glucosid, obtained from *Chirata*.

Chiretta [*chi-rah-tah*]. See *Chirata*.

Chirettin [*chi-rah-tin*] [Hind., *chiracta*, a species of gentian]. A precipitate obtained from the tincture of chirata.

Chirismus [*chi-ri-s-mus*] [*chi-rah-mus*, a handling]. 1. Manipulation; a kind of massage. 2. Spasm of the hand.

Chiromancy [*chi-rom-on-see*]. See *Palmistry*.

Chiropelvimeter [*chi-rop-el-vim-eter*] [*chi-p*, the hand; *pelvis*, the pelvis; *metron*, a measure]. An instrument for use in the manual measurement of the pelvis.

Chiropodist [*chi-rop-od-ist*] [*chi-p*, hand; *podis*, *podis*, foot]. A surgeon or person who professionally treats

diseases of the hands and feet, especially corns, bunions, etc.

Chiro-Pompholyx [*ki-ro-pom'-fo-lyks*] [*chi-p*, hand; *πομφολυξ*, blister]. Dysidrosis; pompholyx; an ill-defined, inflammatory skin-disease confined to the hands and feet, and characterized by the development of peculiar vesicles or blebs, arranged in groups. They are deeply seated and distributed chiefly on the soles and palms and sides of the fingers. Itching, burning, pain, and stiffness are present. The disease is common in neurotic women in the prime of life; it is almost invariably recurrent, and is rare in winter.

Chirurgeon [*ki-er'-jon*] [*χειρουργός*, a surgeon]. A surgeon.

Chirurgia [*ki-er'-je-ah*] [*chi-p*, hand; *εργον*, work]. Surgery.

Chirurgical [*ki-er'-jik-al*] [*χειρουργία*, surgery]. Pertaining to surgery.

Chirurgien Dentiste [*ki-er'-je-en den-tist'*] [Fr.]. Surgeon-dentist.

Chisel Cramp [*chiz'-el-kramp*]. See *Cramp*.

Chitin [*ki'-tin*] [*χιτών*, a tunic], $C_{15}H_{26}N_2O_{10}$. The substance composing the chief part of the exoskeleton of many invertebrates, as crabs, lobsters, etc. It is the animal analogue of the cellulose of plants. When heated with concentrated HCl it is decomposed into glycosamin and acetic acid. *Glycosamin* ($C_6H_{13}NO_3$), crystallizes from alcohol in fine needles, is dextro-rotatory, and reduces Fehling's fluid to the same extent as does dextrose, but is not fermentable. **C. Substance**, a gelatinous substance found in hydatid cysts.

Chittim Bark [*chit'-im bark*]. See *Cascara Sagrada*.

Chlamydate [*klam'-id-at*] [*χλαμύς*, a mantle]. In biology, provided with a pallium or mantle.

Chlamydeous [*klam-id'-e-us*] [*χλαμύς*, a mantle]. In biology, pertaining to the floral envelopes.

Chlamydospore [*klam-id-o-spor*] [*χλαμύς*, mantle; *σπορά*, seed]. In biology, applied to a spore having its own protective envelop.

Chloasma [*klo-as'-mah*] [*χλόαση*, to be pale-green]. Melanoderma; melasma; a condition characterized by dyschromic of the skin of various sizes and shapes, and of a yellow, brown, and black color. They occur chiefly upon the face, and are idiopathic or symptomatic in character. An old name for *Tinea versicolor*. **C. hepaticum**, Liver-spots; a form following dyspepsia and popularly associated with hepatic disturbance. **C. phthisicorum**, the brown patches upon the skin of the forehead or upper portions of the cheeks in tuberculous patients. **C. uterinum**, chiefly located on the forehead, temples, cheeks, nipples, and median line of abdomen. They are marked during pregnancy, and often during menstruation.

Chloracetic Acid [*klo-ras'-el-ik*]. See *Acid*.

Chloral [*klo'-ral*] [*χλωρίν*, aldehyd], C_2Cl_3HO . A pungent, colorless, mobile liquid. The name is often misapplied to chloral hydrate. **C. Butylicum**, **Butyl-Chloral Hydrate** (B. P.), croton-chloral, $C_4H_9Cl_3O_2 \cdot H_2O$, a solid occurring in crystalline scales, resembling chloral hydrate, but made with butyl, C_4H_9 , as a base, instead of ethyl, C_2H_5 . Its properties are parallel to those of chloral, but are much feebler. Dose gr. v-xx in syrup. **Syrupus Butyl-Chloral**, 16 grains to the ounce. Dose ʒj-iv. **C. Hydrate**, a colorless, crystalline solid having the composition $C_2HCl_3(HO)_2$, the hydrate of chloral. It is a powerful hypnotic, anti-spasmodic, and depressant to the cerebral, medullary, and spinal centers, and, to a limited extent, is an anesthetic. It is serviceable in fevers accompanied by cerebral excitement, in chorea, convulsions, and all affections requiring a cerebral depressant, and is excellent in delirium tremens, but should be used with

- great caution. Dose gr. v-xx; smaller if combined with potassium or sodium bromid. **C., Syrupus** (B.P.). Dose ʒss-ij. **C.-urethane.** See *Uralium*.
- Chloralamid** (*klo-ral-am'id*) [*chloral; amid*], $\text{CCl}_3\text{CH}(\text{OH})\text{NHClHO}$. A name inaptly applied to chloral formamide. In doses of 30 to 45 grains it is a hypnotic.
- Chloralid** (*klo'-ral-id*) [*chloral*], $\text{C}_2\text{H}_2\text{Cl}_6\text{O}_3$. A substance obtained when trichlorolactic acid is heated to 150° , with an excess of chloral; it crystallizes from alcohol and ether in large prisms, is insoluble in water, and melts at from 114° to 115° ; it boils at from 272° to 273° .
- Chloralimid** (*klo-ral'im-id*) [*chloral; imid*], $\text{CCl}_3\text{-CH.NH}$. A hypnotic allied to chloral, soluble in alcohol. Dose same as that of chloral hydrate. Unof.
- Chloralism** (*klo'-ral-izm*) [*chloral*]. 1. Chloral-poisoning; the morbid state caused by the injudicious use of chloral. 2. The habit of using chloral.
- Chloralize** (*klo'-ral-iz*) [*chloral*]. To put under the influence of chloral.
- Chloralose** (*klo'-ral-os*) [*chloral; glucosé*]. Anhydroglycochloral; a product of the action of anhydrous chloral upon glucose.
- Chloramyl** (*klo'-ram-il*). See *Anesthetic*.
- Chloranemia** (*klo-ran-e'-me-ah*). Synonym of *Chlorosis*.
- Chloranil** (*klo'-ran-il*) [*chlorin*], $\text{C}_6\text{Cl}_4\text{O}_2$. A compound obtained from many benzene compounds (anilin, phenol, isatin) by the action of chlorin or potassium chlorate and HCl. It consists of bright, golden leaflets, insoluble in water, but soluble in hot alcohol and ether.
- Chlor-anodyne** (*klor-an'-o-din*) [*chlorin; an priv.; ödinvn, pain*]. A proprietary remedy introduced as an improvement on chlorodyne. It contains morphin hydrochlorate, tinct. cannab. Ind., chloroform, dilute hydrocyanic acid, and aromatics. Dose for an adult ʒxv. Unof.
- Chloranthus** (*klo-ran'-thus*) [$\chi\lambda\omega\pi\acute{o}\varsigma$, yellowish-green; $\acute{\alpha}\nu\theta\acute{o}\varsigma$, a flower]. A genus of chloranthaceous plants of hot climates. **C. officinalis**, of Java, is a valuable febrifuge and anti-spasmodic. Unof.
- Chlorate** (*klo'-rat*) [*chlorin*]. Any salt of chloric acid. See *Potassii chloras; Sodii chloras*, etc.
- Chloremia** (*klo-re'-me-ah*) [$\chi\lambda\omega\pi\acute{o}\varsigma$, green; *aiya*, blood]. A blood-disorder, either idiopathic or associated with other ailments, consisting in a diminution of the percentage of the hemoglobin and a decrease in the number of red blood-corpuscles.
- Chlorethyl** (*klo-reth'-il*). See *Ethyl chlorid*.
- Chloric** (*klo'-rik*) [*chlorin*]. Pertaining to or containing chlorin. **C. Acid.** See *Acid*. **C. Ether.** 1. See *Ethyl chlorid*. 2. See *Spiritus Chloroformi*.
- Chlorid** (*klo'-rid*) [*chlorin*]. In chemistry, a binary compound, one of the elements of which is chlorin. **C. of Iron Test.** See *Tests, Table of*. **C. of Methyl.** See *Anesthetic*. **Chlorids, Test for.** See *Tests, Table of*.
- Chlorin, or Chlorine** (*klo'-rin*) [$\chi\lambda\omega\pi\acute{o}\varsigma$, green]. Cl = 35.5; quantitative 1. A non-metallic element. At ordinary temperatures it is a greenish-yellow gas, prepared by decomposing sodium chlorid, NaCl. It is highly irritative to the skin and mucous membranes, producing spasmodic closure of the glottis. It is the most valuable of disinfectants. **Chlori, Aqua, C., Liquor** (B.P.), chlorin water, contains 4 per cent. of the gas in solution. It is a good anti-septic wash. Dose, internally, ʒx-xxx. **Calx Chlorinata**, "chlorid of lime," a hypochlorite of calcium containing free chlorin; a valuable disinfectant. Dose, internally, gr. iij-vj. **Calx Chlorat, Liq.** (P. B.), con-
- tains 1 pound of the salt per gallon of water. **Sodium Chlorat, Liq., Labarraque's Solution**, sodium carbonate 10, calx chlorinata 8, water ad 100. Dose ʒx-ʒj in 20 parts of water. **Chlorin Vapor** (B. P.), used for inhalation. **C.-Hunger**, the condition of the body when chlorin (usually in the form of common salt) is lacking. Among the immediate results of this deficiency are indigestion and albuminuria.
- Chloroanemia** (*klo-ro-an-e'-me-ah*). Synonym of *Chlorosis*.
- Chlorobrom** (*klo'-ro-brom*) [*chlorin; bromin*]. A solution each ounce of which contains 30 grains of chloralamid and potassium bromid. It is a hypnotic.
- Chlorocruorin** (*klo-ro-kru'-or-in*) [$\chi\lambda\omega\pi\acute{o}\varsigma$, green; *cruor*, blood]. A green respiratory pigment from the greenish blood of the Sabella.
- Chlorodyne** (*klo'-ro-din*) [$\chi\lambda\omega\pi\acute{o}\varsigma$, green; *ödinvn*, pain]. A proprietary remedy supposed to contain chloroform, ether, morphin, cannabis Indica, hydrocyanic acid, and capsicum. The various imitations differ widely. It is a good anodyne and narcotic. Dose ʒx-xxx, with care. Unof.
- Chloroform** (*klo'-ro-form*) [*chloroformum, chloroform; gen., Chloroformi*]. Methyl Trichlorid, CHCl_3 . A heavy, colorless liquid obtained by the action of chlorinated lime on methyl alcohol. (The commercial article, *C. venale*, contains 2 per cent. of impurities and is unfit for administration.) Administered internally, chloroform produces narcosis and violent gastro-enteritis. Chloroform has an agreeable odor and a sweetish taste. It solidifies in the cold, melts at 71° , boils at 61° , and its specific gravity is 1.526. It is excellent in true cholera and in similar diseases of the stomach and bowels. Externally, it is much employed as an ingredient of rubefacient and anodyne liniments. Mixed with a large per cent. of air and inhaled, it is one of the most valuable of general anesthetics, but occasionally (1:3000) causing death by cardiac paralysis. See *Anesthetic*. Deep injections in the vicinity of the sciatic nerve are recommended in sciatica. **C., Alcoholized**, a mixture of chloroform and alcohol. **C., Ammoniated**, equal parts of ammonia in alcohol and chloroform; antipyretic and anodyne. Unof. **C., Aqua.** Dose ʒss-ij. **C., Liniment**, contains chloroform 30, soap-liniment 70. **C., Liniment., Comp.**, contains chloroform ʒj, oil of turpentine ʒj, tincture of opium ʒiv, tincture of acornite ʒij. Unof. **C., Emulsion**, chloroform 4, expressed oil of almond 6, tragacanth 1.5, water q. s. Dose ʒj-ʒij. **C., Spt.**, pure chloroform 6, alcohol 94 parts. Dose ʒx-ʒj. **Tinct. chloroformi et morphinæ** (B. P.), a substitute for chlorodyne. Each dose of ten minims contains chloroform ʒi¼, ether ʒi¾, alcohol ʒi¼, morphin hydrochlorate gr. ¼. dilute hydrocyanic acid ʒss, oil of peppermint ʒi¾, fluid extract of licorice ʒi¼, treacle and syrup q. s. **Tinct. C. Comp.** (B.P.), chloroform 2, alcohol 8, comp. tinct. of cardamon 10. Dose ʒxx-ʒj.
- Chloroformism** (*klo'-ro-for-mizm*) [*chloroformum, chloroform*]. 1. The use of chloroform to excess for its narcotic effect. 2. The symptoms produced by this use of the drug.
- Chlorolymphoma** (*klo-ro-limf-o'-mah*) [$\chi\lambda\omega\pi\acute{o}\varsigma$, green; *lympho*, water; *öma*, a tumor]. Another name for chloroma; it is thought by some to be a variety of lymphoma, from its containing lymphocytes.
- Chloroma** (*klo-ro'-mah*) [$\chi\lambda\omega\pi\acute{o}\varsigma$, yellowish-green; *öma*, a tumor; *pl., Chloromati*]. "Green cancer"; a rare variety of sarcoma, of a greenish tint, usually seated upon the periosteum of the bones of the head, or upon the dura.

- Chloronitrobenzene** (*klo-ro-ni-troye-nel'-zen*) [$\chi\lambda\omicron\rho\omicron\varsigma$, green; *nitrum*, niter; *benzen*]. One of the ingredients of *Kobuste*, *q. 7*.
- Chlorophane** (*klo'ro-fan*) [$\chi\lambda\omicron\rho\omicron\varsigma$, green; *φαινήθη*, to appear]. A yellowish green chromophane. See *Chromophanes*.
- Chlorophyll** (*klo'ro-fil'-in*) [$\chi\lambda\omicron\rho\omicron\varsigma$, green; *φύλλον*, leaf]. A coloring matter occurring in the chlorophyll-granules in all the green parts of plants. Wax and other substances are associated with it. Its constitution is not yet known. It is the substance by whose agency carbohydrates are formed in green plants.
- Chlorophyllan** (*klo'ro-fil'-an*) [$\chi\lambda\omicron\rho\omicron\varsigma$, green; *φύλλον*, leaf]. A substance obtained from fresh grass by extracting the latter with boiling absolute alcohol. It appears as crystals that melt at 110°C . to a black liquid, which on further heating burns with a luminous flame. It is easily soluble in ether, benzol, and chloroform.
- Chloroplastid** (*klo'ro-plas'tid*) [$\chi\lambda\omicron\rho\omicron\varsigma$, green; *πλαστω*, to form or mold]. In biology, a chlorophyll-granule. Applied by Lankester to chlorophyll-bearing cells as seen in *Ulva viridis*. Probably these are secretory cells or digestive glands comparable to the liver cells of Amphioxus.
- Chlorosarcoma** (*klo'ro-sar-ko'-mah*). See *Chloroma*.
- Chlorosis** (*kli'ro'-sis*) [$\chi\lambda\omicron\rho\omicron\varsigma$, green]. The "green sickness," a disease of young women, associated with anemia and menstrual abnormality, usually suppression. It is the most common form of idiopathic anemia. It is favored by a sedentary life and poor hygiene. The blood shows a marked deficiency in hemoglobin, with some decrease in the number of red corpuscles, together with an increase in its watery elements. The patients do not seem to suffer from any interference with the general nutrition; in fact, there is often a tendency to the accumulation of fat in the tissues. There is present well-marked neurasthenia, with, at times, hysterical manifestations. There can always be heard a systolic bruit at the base of the heart and in the neck, anemic in nature. The bowels are constipated, and there may be some fever. **C. pituitosis**. Synonym of *Enteritis, Pseudo-membranous*. **C. rubra**, cases of chlorosis of moderate grade, with a reddish tint of the cheeks, especially on exertion.
- Chlorotic** (*klo'rod'-ik*) [$\chi\lambda\omicron\rho\omicron\varsigma$, green; *παλεις*, paleness]. Relating to chlorosis. A person affected by chlorosis.
- Chlorozone** (*klo'rod'-zon*) [$\chi\lambda\omicron\rho\omicron\varsigma$, green; *ἄζειν*, to smel]. A yellow liquid assumed to be a mixture of chlorine and ozone; it is formed by passing nascent chlorine through caustic soda; its composition is not known. It is a strong bleaching-agent and disinfectant.
- Chlorphenol** (*klo'ro-fen'-ol*) [$\chi\lambda\omicron\rho\omicron\varsigma$, green; *φαινίζ*, purple; *φ*], $\text{C}_6\text{H}_4(\text{Cl})\text{OH}$. Mono-chlor-phenol, a substance possessed of marked antiseptic and antitubercu-losic properties. It is strongly recommended for inhalation in diseases of the respiratory passages.
- Chlorum** (*kli'ro'um*) [$\chi\lambda\omicron\rho\omicron\varsigma$, green; *γεν.*, *Chlorin*]. The standard pharmaceutical name of chlorine. See *Chlorin*.
- Choana** (*ko'-na'-is*) [$\chi\omicron\upsilon\alpha\iota$, a funnel; *πλ.*, *Choanae*]. A funnel-shaped opening. A name applied to the posterior nasal opening.
- Choanocyte** (*ko'-no'-it'*) [$\chi\omicron\upsilon\alpha\iota$, a funnel; *κυτω*, a cell]. In biology, a collar cell.
- Choanosome** (*ko'-no'-som*) [$\chi\omicron\upsilon\alpha\iota$, a funnel; *σώμα*, body]. In biology, that portion of the cavity of a sponge that is lined with collar-cells.
- Chocolate** (*ko'-kolat'*) [*Mex.*, *chocao*, cacao; *lat.*, *luteo*]. 1. A food paste prepared from the powder of cacao beans, sweetened with various mucilaginous and aromatic ingredients. 2. A beverage prepared from the same ingredients. 3. A sugared comb, variously compounded and flavored, containing some proportion of the foregoing paste; sometimes medicated, as with cinchona, scammony, or magnesia. **C., African**. See *Iba*.
- Choke** (*chok*) [*ME.*, *choken*, to choke]. To suffocate; to prevent the access of air to the lungs by compressing or obstructing the trachea. **C.-cherry**, the fruit of *Prunus (Cerasus) virginiana*, not the *P. virginiana* of the pharmacopœia; common in the U. S. It is antispasmodic, tonic, and slightly astringent. *Cerasin* is a concentrated extract. Dose gr. ij-viij. **Unof. C.-damp**, a name given by miners to carbonic acid gas. Called also *Black-damp*.
- Choked Disc** (*chokd disk*). See *Papillitis*.
- Choking** (*chok'-ing*) [*ME.*, *choken*, to choke]. Partial or complete suffocation, whether by the lodgment of food, or any foreign body in the larynx, trachea, pharynx, or esophagus, or by the inhalation of any irrespirable gas or vapor. **C. Distemper**, a name applied in Eastern Pennsylvania to cerebro-spinal meningitis in the horse.
- Cholagogic** (*kol-ag-og'-ik*) [$\chi\omicron\lambda\omicron\eta$, bile; *ἀγωγός*, carrying off]. 1. Stimulating the flow of bile. 2. A cholagogue.
- Cholagogue** (*kol'-ag-og*) [$\chi\omicron\lambda\omicron\eta$, bile; *ἀγωγός*, leading]. Any medicine that promotes the flow of bile; an agent that is supposed to stimulate the secretion or excretion of bile.
- Cholalic Acid** (*ko-lal'-ik*). See *Choloidinic Acid*.
- Cholangitis** (*ko-lan-jil'-tis*) [$\chi\omicron\lambda\omicron\eta$, bile; *ἀγγειον*, a vessel]. Inflammation of a bile-duct. It is attended with acute-like paroxysms, chills, fever, and sweating, and jaundice of varying intensity.
- Cholate** (*kol'-at*) [$\chi\omicron\lambda\omicron\eta$, bile]. Any salt of cholic acid.
- Choleate** (*kol'-e-at*) [$\chi\omicron\lambda\omicron\eta$, bile]. Any salt of choleic acid.
- Cholecyanin** (*kol-e-si'-an-in*). See *Bilicyanin*.
- Cholecyst** (*kol'-e-sist*) [$\chi\omicron\lambda\omicron\eta$, bile; *κίστις*, a bladder]. The gall-bladder.
- Cholecystectasia** (*kol-e-sis-tek-ta'-se-ah*) [$\chi\omicron\lambda\omicron\eta$, bile; *κίστις*, a cyst; *ἔκτασις*, a distention]. Distention or dilatation of the gall-bladder.
- Cholecystectomy** (*kol-e-sis-tek'-to-me*) [$\chi\omicron\lambda\omicron\eta$, bile; *κίστις*, bladder; *ἐκτομή*, a cutting off]. Excision of the gall-bladder.
- Cholecystendysis** (*kol-e-sis-ten'-dis-is*) [$\chi\omicron\lambda\omicron\eta$, bile; *κίστις*, a bladder; *ἔνδισις*, an entering]. Cholecystotomy, *q. 7*.
- Cholecystenterostomy** (*kol-e-sis-ten-ter-os'-to-me*) [$\chi\omicron\lambda\omicron\eta$, bile; *κίστις*, a bladder; *έντερων*, intestine; *στόμα*, a mouth]. Incision of the gall-bladder and intestine, with suture of the intestinal wound to that of the gall-bladder, so as to relieve the effects of obstruction of the gall-duct by opening a new passage into the intestine.
- Cholecystic** (*kol-e-sis'-tik*) [$\chi\omicron\lambda\omicron\eta$, bile; *κίστις*, a bladder]. Relating to the gall-bladder.
- Cholecystitis** (*kol-e-sis-ti'-tis*) [$\chi\omicron\lambda\omicron\eta$, bile; *κίστις*, bladder; *τις*, inflammation]. Inflammation of the gall-bladder.
- Cholecystocolostomy** (*kol-e-sis-to-ko-lol'-to-me*) [$\chi\omicron\lambda\omicron\eta$, bile; *κίστις*, a bladder; *κόλον*, the colon; *τομή*, a cutting]. The surgical establishment of a passage between the gall-bladder and the colon.
- Cholecystolithotripsy** (*kol-e-sis-to-lith-o-trip'-se*) [$\chi\omicron\lambda\omicron\eta$, bile; *κίστις*, a bladder; *λίθος*, a stone; *τριβειν*, to crush]. The crushing of gall-stones in the gall-bladder.
- Cholecystoncus** (*kol-e-sis-tong'-kus*) [$\chi\omicron\lambda\omicron\eta$, bile; *κίστις*, bladder; *ὄγκος*, a tumor]. A swelling or tumor of the gall-bladder.
- Cholecystorrhaphy** (*kol-e-sist-or'-a-fe*) [$\chi\omicron\lambda\omicron\eta$, bile; *κίστις*, bladder; *ρῆσις*, a seam]. Suture of the gall-bladder.

Cholecystostomy (*kol-e-sis-tos'to-me*) [*χολή*, bile; *κίστις*, a bladder; *στόμα*, mouth]. The surgical establishment of an opening into the gall-bladder.

Cholecystotomy (*kol-e-sis-tol'o-me*) [*χολή*, bile; *κυστις*, bladder; *τίμνειν*, to cut]. Incision of the gall-bladder to remove gall-stones, etc.

Choledoch (*kol'e-dok*) [*χολή*, bile; *δέχεσθαι*, to receive]. 1. Conducting bile. 2. A bile-duct. 3. The common bile-duct.

Choledochitis (*kol-ed-o-kil'tis*) [*χολή*, bile; *δέχεσθαι*, to receive; *ιτις*, inflammation]. Inflammation of the choledoch duct.

Choledochoduodenostomy (*kol-ed-o-ko-ūn-od-en-ost-to-me*) [*χολή*, bile; *δέχεσθαι*, to receive; *duodecim*, twelve; *στόμα*, mouth]. The surgical establishment of a passage between the common bile-duct and the duodenum.

Choledoch-enterostomy (*kol-ed-o-ko-en-ter-ost-to-me*) [*χολή*, bile; *δέχεσθαι*, to receive; *έντερον*, bowel; *στόμα*, mouth]. The surgical establishment of a passage between the cavity of the choledoch duct and the small intestine.

Choledocholithotripsy (*kol-ed-o-ko-lith'o-trip-se*) [*χολή*, bile; *δέχεσθαι*, to receive; *λίθος*, a stone; *τριβεῖν*, to rub]. The crushing of a gall-stone in the ductus choledochus.

Choledochostomy (*kol-ed-o-ko-st-to-me*) [*χολή*, bile; *δέχεσθαι*, to receive; *στόμα*, mouth]. The formation of a fistula in the gall-duct through the abdominal wall.

Choledochotomy (*kol-ed-o-ko-t'o-me*) [*χολή*, bile; *δέχεσθαι*, to receive; *τομή*, section]. Opening of the common bile-duct by incision.

Choledochus (*kol-ed'o-ko-s*) [*χολή*, bile; *δέχεσθαι*, to receive]. Receiving or holding bile. **C.**, **Ductus Communis**, the common excretory duct of the liver and gall-bladder.

Choledology (*kol-ed-ol'o-jē*) [*χολή*, bile; *λόγος*, to speak]. The sum of knowledge concerning he bile.

Choleic (*kol-el'ik*) [*χολή*, bile]. Pertaining to the bile.

Cholein (*kol-e-in*) [*χολή*, bile]. A mixture of several principles of the bile; a fatty principle found in bile.

Cholelith (*kol'e-lith*) [*χολή*, bile; *λίθος*, a stone]. A biliary calculus or gall-stone.

Cholelithiasis (*kol-e-lith-i'as-is*) [*χολή*, bile; *λίθος*, a stone]. The presence of, or a condition associated with, calculi in the gall-bladder or in a gall-duct.

Cholemesis (*kol-em'is-is*) [*χολή*, bile; *έμεσις*, vomiting]. The vomiting of bile.

Cholemia (*ko-le'me-ah*) [*χολή*, bile; *αἷμα*, blood]. The presence of bile in the blood.

Cholemic (*ko-le'mik*) [*χολή*, bile; *αἷμα*, blood]. Relating to cholemia; marked or caused by cholemia.

Cholepyrrhin (*kol-e-pir'in*) [*χολή*, bile; *πυρρός*, orange-colored]. The brown coloring-matter of bile. Also called *Bilepyrrhin*.

Cholera (*kol'er-ah*) [*χολέρα*; from *χολή*, bile]. A name given to a number of acute diseases characterized mainly by large discharges of fluid material from the bowels. A synonym of *C. asiatica*. **C. asiatica**, an acute, specific, highly malignant disease, existing in India and the tropics of Asia during the entire year, and occasionally spreading as an epidemic over large areas. It is characterized by excessive vomiting, alvine discharges resembling flocculent rice-water, severe cramps, collapse, and frequently death. The rate of mortality varies from 10 to 66 per cent., the average being over 50 per cent. The cause or specific virus is very generally believed to be the so-called "*comma bacillus*" of Koch, which is contained in the rice-water discharges. Cultures of this germ have in some

instances produced the disease and in others have failed. The virus, whatever it may be, commonly gains entrance into the system by means of the drinking-water; hence in cases of threatened epidemic, and during the prevalence of an epidemic the purity of the water-supply should be carefully investigated.

C., **Bilious**, a form of the disease attended with excessive discharge of bile. **C.**, **Chicken**, a very fatal epidemic disease of fowls, marked by tumefaction of the lymphatic glands, with inflammation and ulceration of the digestive organs. The symptoms peculiar to cholera are wanting. **C.**, **English**. See *C. nostras*. **C.**, **European**. See *C. Simple*. **C. gravior**. Synonym of *C. asiatica*. **C.-hand**, a livid, grayish-blue, corrugated state of the palms of the hand from immersion in water. It is present in death from drowning, and is also called "washerwoman's hand." **C.**, **Hog**, an infectious disease attacking swine and characterized by a patchy redness of the skin, with inflammation and ulceration of the bowels, enlargement of the abdominal glands, and congestion of the lungs. **C. infantum**, the "*summer complaint*" of infants and young children; an acute disease occurring in warm weather, and characterized by gastric pain, vomiting, purgation, fever, and prostration. The cause of the disease is the prolonged action of heat, together with errors in diet and hygiene. It is most common among the poor and in hand-fed babes. The disease is of short duration, death frequently ensuing in three to five days. **C. infectiosa**. See *Cholera asiatica*. **C. morbus**, an acute catarrhal inflammation of the mucous membrane of the stomach and intestines, with enteric pain, purging, vomiting, spasmodic contractions of the muscles, etc. It is a disease of the heated term and is very similar to Asiatic cholera in its symptomatology. **C. nostras**, also called *English Cholera* and *Cholérine*. Same as *C. morbus*. **C. sicca**, a term applied to those cases of Asiatic cholera in which rice-water liquid is found in the intestines after death, though none had been voided during life. **C.**, **Simple**, the diarrhea with cramps, purging, and collapse, common in the autumn or late summer. **C.**, **Summer**. See *C. Simple*. **C. Voice**, the peculiar whispering voice of those in the cold stage of cholera.

Choleraic (*kol'er-a'ik*) [*χολέρα*, cholera]. Pertaining to or resembling cholera. **C. Diarrhea**. See *Diarrhea*.

Choleraphobia (*kol'er-af-o'-be-ah*) [*χολέρα*, cholera; *ἀ priv.*; *φόβος*, fear]. Absence of fear during an epidemic of cholera.

Choleraphonia (*kol'er-af-o'-ne-ah*) [*χολέρα*, cholera; *ἀ priv.*; *φωνή*, a voice]. Aphonia occurring during an attack of cholera.

Choleriform (*ko-ler'if-orm*) [*χολέρα*, cholera; *forma*, form]. Resembling or appearing like cholera.

Cholorigenous (*kol'er-ij'en-us*) [*χολέρα*, cholera; *γένεσις*, production]. Giving origin to cholera.

Cholérine (*kol'er-in*) [dim. of *cholera*]. A mild case of choleraic diarrhea. Also, the initiatory stage of malignant cholera. Also, the zymotic cause or virus of cholera. See *Cholera nostras*.

Choleroid (*kol'er-oid*) [*χολέρα*, cholera; *είδος*, like]. Resembling cholera; choleriform.

Cholerophobia (*kol'er-o-fo'-be-ah*) [*χολέρα*, cholera; *φοβος*, fear]. Morbid dread of cholera.

Cholerrhagia (*kol'er-a'-j-ah*) [*χολή*, bile; *ρήγνιναι*, to burst forth]. Synonym of *Cholera morbus*.

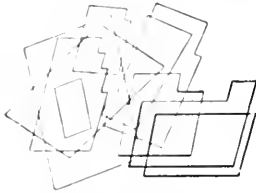
Cholesteatoma (*kol-es-te-at-o'-mah*) [*χολή*, bile (cholesterin); *στέατωμα*, a sebaceous tumor; *πλ. Cholesteatomata*]. A tumor containing cells inclosing plates of cholesterolin, and occurring most frequently at the base

of the brain, but occasionally in subcutaneous tissue. It often incloses sebaceous glands, hair-follicles, and other dermal structures.

Cholesteatomatous (*kol'le-sté-at-má't-at-us*) [*χολή*, bile; *στεάτωμα*, a sebaceous tumor]. Of the nature of, pertaining to, or affected with, cholesteatoma.

Cholesteremia (*kol'le-sté-rém-á-kh*), or **Cholesterinemia** (*kol'le-rém-nóm-á-kh*) [*χολή*, bile; *στεάιν*, stit fat; *αίμα*, blood]. The retention of cholesterol in the blood; also, the morbid state ascribed to such retention.

Cholesterin (*kol'le-sté-rin*) [*χολή*, bile; *στερικός*, solid], $C_{26}H_{46}O$, or $C_{27}H_{48}O$. A monatomic alcohol, a constituent of bile, and a normal ingredient of nervous tissue. Also the fatty substance forming the acid principle of biliary calculi. It is a glittering, white, crystalline substance, soapy to the touch, crystallizing in thin plates and rhombic plates. It is quite insoluble in water and in cold alcohol, but soluble in solutions of bile salts; it is levo-rotatory.



CHOLESTERIN CRYSTALS.

Cholectin (*kol'le-ctín*) [*χολή*, bile; *πύκνω*, completion], $C_{30}H_{42}NO_2$. An amorphous, soluble, yellow pigment derived from bilirubin. It is the final product after the oxidation of bile-pigments. It is readily soluble in alkalis, alcohol, and chloroform.

Choleuria (*kol'le-ú-rí-ah*) [*χολή*, bile; *ούρον*, urine]. The presence of bile in the urine.

Choleverdin (*kol'le-ve-rdín*) [*χολή*, bile; *viridis*, green]. See *Reichgrün*.

Cholic (*kol'ik*) [*χολή*, bile]. Pertaining to the bile. **C. Acid**. See *Acid*.

Cholin (*kol'ín*) [*χολή*, bile], $C_8H_{17}NO$. A substance found among the products of the decomposition of bile salts and ox bile, hence its name. It is also found in the extracts of the suprarenals, and is a product of the decomposition of lecithin. It is a colorless fluid, of oily consistence, possesses a strong alkaline reaction, and forms with acids very deliquescent salts. It is a very unstable body. It is soluble in alcohol or ether. It is distinct from, though closely related to, neurin. **C. Group of Ptoinaïnes**, four ptoinaïnes—Cholin, Neurin, Betain, and Muscarin—have been thus classified. All these bases may be considered as oxidation products of trimethyl-ethyl-ammonium hydrate.

Cholochrome (*kol'le-khrom*) [*χολή*, bile; *χρῶμα*, color]. Any bile-pigment.

Cholocyst (*kol'le-síst*). See *Cholocyst*.

Cholohematin (*kol'le-hém-atín*) [*χολή*, bile; *αίμα*, blood]. A pigment found in the bile of the ox and sheep. It is probably a derivative of hematin.

Cholodinic Acid (*kol'le-dín-ik*). See *Acid*.

Chololith (*kol'le-lít*). See *Chololith*.

Chololithiasis (*kol'le-lít-í-ah-sis*). See *Chololithiasis*.

Cholithic (*kol'le-lít-ik*) [*χολή*, bile; *λίθος*, a stone]. Pertaining to chololith.

Cholophein (*kol'le-fé-in*). See *Reichphéin*.

Cholopoiesis (*kol'le-pé-í-sis*) [*χολή*, bile; *ποίησις*, a making]. The formation of bile.

Cholorrhagia (*kol'le-rhí-gí-ah*) [*χολή*, bile; *ῥιπίσις*, to burst forth]. A sudden flow of bile.

Cholorrhea (*kol'le-ré-ah*) [*χολή*, bile; *ῥοή*, a flow]. Any excessive discharge of bile.

Cholosis (*kol'le-ó-sis*) [*χολή*, bile]. Any disease caused by or associated with a perversion of the biliary secretion.

Cholotic (*kol'le-ó-tik*) [*χολή*, bile]. Due to or associated with a cholosis.

Choluria (*kol'ú-re-ah*) [*χολή*, bile; *ούρον*, urine]. The presence of bile, bile-salts, or bile-pigments in the urine. Also, the greenish coloration of the urine.

Chondodendron (*kon-dó-den'-dron*). See *Chondrodendron*.

Chondral (*kon'-drál*) [*χόνδρος*, cartilage]. Cartilaginous; relating to or composed of cartilage.

Chondralgia (*kon-drál'-je-ah*) [*χόνδρος*, cartilage; *ἄλγος*, pain]. Pain in or about a cartilage.

Chondrectomy (*kon-drek'-to-mé*) [*χόνδρος*, cartilage; *ἐκτομή*, a cutting out]. Surgical excision of a cartilage, or of a part of one.

Chondren (*kon'-dren*) [*χόνδρος*, cartilage]. Belonging to a cartilage in itself.

Chondrification (*kon-drif-ik-á'-shun*) [*χόνδρος*, cartilage; *ποιεῖν*, to make]. The process of being converted into cartilage; the state of being chondrified.

Chondrify (*kon'-drif-i*) [*χόνδρος*, cartilage; *to become*]. To convert into cartilage; to become cartilaginous.

Chondrigen (*kon'-drij-en*) [*χόνδρος*, cartilage; *γενεῖν*, to produce]. That material of the hyaline cartilage which on boiling with water becomes chondrin.

Chondrigenous (*kon-drij'-en-us*) [*χόνδρος*, cartilage; *γενεῖν*, to produce]. Producing chondrin; relating to cartilage that has not hardened.

Chondriglucose (*kon-dra-glú'-kós*) [*χόνδρος*, cartilage; *ζάχαρις*, sweet]. A material formed by boiling cartilage with mineral acids. It has a sweet taste and the properties of glucose.

Chondrin (*kon'-drij-in*) [*χόνδρος*, cartilage]. A substance obtained from the matrix of hyaline cartilage by boiling. It resembles gelatin in general properties, but differs from it in not being precipitated by tannic acid. The substance yielding it is *chondrigen*, probably an anhydrid. See also *Gluc*.

Chondritis (*kon-dri'-tís*) [*χόνδρος*, cartilage; *τις*, inflammation]. Inflammation of a cartilage.

Chondroblast (*kon'-dro-blast*) [*χόνδρος*, cartilage; *βλαστός*, germ]. A cell of developing cartilage.

Chondroclasis (*kon-dro-k'las-ís*) [*χόνδρος*, cartilage; *κλάσις*, fracture]. The crushing of a cartilage.

Chondroclast (*kon'-dro-klást*) [*χόνδρος*, cartilage; *κλάω*, to break]. A cell supposed to be concerned in the absorption of cartilage.

Chondrocostal (*kon-dro-kos'-tal*) [*χόνδρος*, cartilage; *κόστη*, a rib]. Relating to the ribs and their cartilages.

Chondrodendron (*kon-dro-den'-dron*) [*χόνδρος*, cartilage; *δένδρον*, a tree]. A genus of S. American menispermaceous climbing-plants. **C. glaberrimum** and **C. tomentosum** are among the plants that furnish *Paracira brava*.

Chondrodynia (*kon-dro-dín'-e-ah*) [*χόνδρος*, cartilage; *δύνη*, pain]. Pain in a cartilage.

Chondrodystrophia (*kon-dro-dís-tro'-fe-ah*) [*χόνδρος*, cartilage; *δύς*, bad; *τρέφω*, to nourish]. Fetor rhachitis.

Chondroepiphysis (*kon-dro-e-píff'-is-ís*) [*χόνδρος*, cartilage; *ἐπιφύσις*, an outgrowth]. A cartilage that is destined to become an epiphysis; an epiphysis that has been developed from cartilage.

Chondrofibroma (*kon-dro-fi-bró'-mah*) [*χόνδρος*, cartilage; *φίβρα*, a fiber; *ωμα*, a tumor; *μα*, *Chondrofibromat*]. Chondroma with fibromatous elements.

Chondrofibromatous (*kon-dro-fi-bró'-mat-us*) [*χόνδρος*, cartilage; *φίβρα*, a fiber; *ωμα*, a tumor]. Of the nature of chondrofibroma.

Chondrogen (*kon'-dro-jén*) [*χόνδρος*, cartilage; *γενεῖν*, to produce]. 1. See *Chondrigen*. 2. A substance found in fetal and early life, forming a part of the tissue of imperfectly developed cartilage.

- Chondrogenesis** (*kon-dro-jen'-es-is*) [χόνδρος, cartilage; γένεσις, formation]. The formation of cartilage.
- Chondrogenetic** (*kon-dro-jen-et'-ik*) [χόνδρος, cartilage; γένεσις, formation]. Forming cartilage; relating to chondrogenesis.
- Chondrogenous** (*kon-droj'-en-us*) [χόνδρος, cartilage; γένεσις, production]. Of the nature of chondrogen; producing cartilage.
- Chondroglucose** (*kon-dro-glu'-kōs*) [χόνδρος, cartilage; γλυκός, sweet]. One of the glucoses. See *Carbohydrate* and *Glucose*.
- Chondrography** (*kon-drog'-ra-fē*) [χόνδρος, cartilage; γράφειν, to write]. An anatomic description of the cartilages.
- Chondroid** (*kon'-droid*) [χόνδρος, cartilage; εἶδος, form]. Resembling cartilage.
- Chondrology** (*kon-dro-lō'-jō*) [χόνδρος, cartilage; λόγος, science]. The science of cartilages.
- Chondroma** (*kon-dro-mā*) [χόνδρος, cartilage; ὄμα, tumor]. A cartilaginous tumor. See *Enchondroma*.
- Chondromalacia** (*kon-dro-mal-a'-se-ah*) [χόνδρος, cartilage; μαλακία, softening]. Softening of a cartilage. **C. auris**. Same as *Hematoma auris*.
- Chondromalacosis** (*kon-dro-mal-ak-ō'-sis*). See *Chondromalacia*.
- Chondromatous** (*kon-drōm'-at-us*) [χόνδρος, cartilage; ὄμα, a tumor]. Relating to or of the nature of cartilage.
- Chondro-myxoma** (*kon-dro-miks-ō'-mah*) [χόνδρος, cartilage; μύξα, mucus; ὄμα, a tumor; *pl.*, *Chondromyxomata*]. A chondroma with myxomatous elements.
- Chondrosarcoma** (*kon-dro-sar-ko'-mah*) [χόνδρος, cartilage; σάρκωμα, sarcoma; *pl.*, *Chondrosarcomata*]. A cartilaginous and sarcomatous tumor.
- Chondrosarcomatous** (*kon-dro-sar-kōm'-at-us*) [χόνδρος, cartilage; σάρκωμα, sarcoma]. Relating to chondrosarcoma.
- Chondrosis** (*kon-dro'-sis*) [χόνδρος, cartilage]. Formation of cartilage.
- Chondrosteous** (*kon-dros-te-us*) [χόνδρος, cartilage; ὀστέον, bone]. In biology, having a cartilaginous skeleton.
- Chondrotome** (*kon'-dro-tōm*) [χόνδρος, cartilage; τομῆς, cutting]. An instrument for cutting cartilage.
- Chondrotomy** (*kon-drot'-ō-mē*) [χόνδρος, cartilage; τέμνειν, to cut]. The dissection or surgical division of a cartilage, or the anatomic analysis of a cartilage.
- Chondrus** (*kon'-dru*) [χόνδρος, a grain; cartilage]. 1. Irish Moss. The substance of the algæ *C. crispus* and *Gigartina mamilliosa*. These yield, on boiling with water, a soluble colloid consisting mainly of mucilage. This is demulcent and somewhat nutrient, and is sometimes used in making *blanc mange*. Dose indefinite. Unof. See *Carrageen*. 2. A cartilage; the ensiform cartilage.
- Chopart's Amputation**. See *Operations, Table of. C. Operations*. See *Operations, Table of*.
- Chopping** (*chop'-ing*). See *Percussion*.
- Chorda** (*kor'-dah*) [L., a cord; *pl.*, *Chordæ*]. A cord, tendon, or filament of nerve. **C. caudalis**, the urochord. **C. dorsalis**. See *Notochord*. **C. spinalis**, the spinal cord. **C. tendineæ**, the tendinous strings connecting the *columnæ carneæ* of the heart with the auriculo-ventricular valves. **C. tympani**, a filament of the Vidian nerve that enters the tympanum. **C. umbilicalis**, the umbilical cord. **C. vertebralis**, the notochord; the spinal cord. **C. vocalis**, one of the vocal bands or thyro-arytenoid ligaments.
- Chordal** (*kor'-dal*) [*chorda*, a cord]. Relating to a chorda, especially to the notochord.
- Chordapsus** (*kor-dap'-sus*) [χορδή, an intestine; ἄπτειν, to tie up]. Synonym of *Acute Intestinal Catarrh*.
- Chordee** (*kor-de'*) [χορδή, a cord]. A symptom of gonorrhea consisting of painful erection and downward curvature of the penis.
- Chorditis** (*kor-dit'-tis*) [χορδή, a cord; ἴτις, inflammation]. Inflammation of the vocal bands. **C. tuberosa**, a localized thickening on the vocal bands, often bilateral, and situated at the junction of the posterior two-thirds with the anterior third.
- Chordotonal** (*kor-do-tō'-nal*) [χορδή, chord; τόνος, tone]. In biology, applied to sense-organs or parts of arthropods that are responsive to sound-vibrations.
- Chorea** (*ko-re'-ah*) [χορεία, dancing]. St. Vitus's dance. A functional nervous disorder, usually occurring in youth, characterized by spasmodic and convulsive contraction and non-rhythmic action of the muscles of the extremities, face, etc. The action of the heart is irregular, and in a large number of cases a systolic murmur is present. Rheumatism is a frequent complication. Chorea may be caused by a number of conditions, among which are fright and reflex irritations, but it is essentially a disease of the later period of childhood, and affects girls about three times as frequently as boys. Occasionally it is seen in the adult, and may become a serious complication of pregnancy, resulting in the death of both fetus and mother. When it occurs late in life it generally resists treatment. **C., Automatic**, an affection in which paroxysms of apparently purposive actions occur independently of the will, as the result of an impulse that arises spontaneously or that occurs in response to a stimulus received from without. **C., Buttonmaker's**, a form of chorea in girls employed in button-mills, the result of application at their trade. The fingers move involuntarily when not at work, following the same motions as when guiding the procession of buttons. It is due to an erethism of the centers in the brain for the hands and fingers. **C., Chronic**. See *C., Huntingdon's*. **C., Electric**. See *Dubini's Disease*. **C., Epidemic**, dancing mania. See *Choromania*. **C. festinans**. See *Paralysis agitans*. **C. germanorum**, a term for the major form of chorea. **C.-habit**. See *Spasm*. **C., Hereditary**. See *C., Huntingdon's*. **C., Hysterical**. See *C., Major*. **C., Huntingdon's**, an affection frequently hereditary, of adult or middle life, characterized by irregular movements, disturbance of speech, and gradual dementia. It was first described by Huntingdon, a physician of Long Island, U. S. **C. insanians**, maniacal chorea; a grave form of chorea usually seen in adult women, and associated with maniacal symptoms. This may develop from the ordinary form, and usually ends fatally. It may develop during pregnancy. **C., Maniacal**. See *C. insanians*. **C., Major**, the hysterical chorea of the French, in which there are regular oscillatory movements of the parts. **C., Mimetic**, that which is caused by imitation. **C., Minor**, simple chorea. **C. oscillatoria** is marked by more or less regular oscillations of the head, trunk, or limbs. **C., Post-hemiplegic**. See *Athetosis*. **C., Post-paralytic**, a form of involuntary movement seen in patients after an attack of hemiplegia. **C., Rhythmic**. See *C., Major*. **C., Rotatory**, a hysterical form associated with rhythmic movements of the body or head. **C., School-made**, chorea resulting from overstimulation of children at school by parents and teachers. **C. scriptorum**. See *Cramp, Writers'*. **C., Senile**. See *Paralysis agitans*. **C. spastica**. See *Paraplegia, Infantile Spasmodic*. **C., Sydenham's**, ordinary chorea.
- Choreic** (*ko-re'-ik*) [χορεία, dancing]. Relating to, of the nature of, or affected with, chorea.

- Chromatopsia** (*kro-mat-op'-se-ah*) [χρῶμα, color; ὄψις, vision]. Abnormal sensation of color. It may be due to disorders of the optic centers, or to drugs, especially santalin.
- Chromatopsy** (*kro'-mat-op-se*). See *Chromatopsia*.
- Chromatometry** (*kro-mat-op-tom'-et-re*) [χρῶμα, color; ὄπτειν, to see; μέτρον, a measure]. The testing of the sensibility of the eye with respect to color-perception.
- Chromatoscope** (*kro-mat'-o-skop*) [χρῶμα, color; σκοπεῖν, to observe]. An instrument for determining the refractive index of colored light.
- Chromatotomy** (*kro-mat-ot'-ko-fe*) [χρῶμα, color; σκοπεῖν, to observe]. The determination of the color of objects.
- Chromatosis** (*kro-mat-ot'-sis*) [χρῶμα, color]. Pigmentation; a pathologic process or pigmentary disease consisting in a deposit of coloring-matter in a locality where it is usually not present, or in excessive quantity in regions where pigment normally exists.
- Chromatosome** (*kro-mat'-o-som*) [χρῶμα, color; σῶμα, body]. In biology, the "nuclear rods" of the nucleus.
- Chromaturia** (*kro-ma'-u'-re-ah*) [χρῶμα, color; οὔρον, urine]. Abnormal coloration of the urine.
- Chrome** (*krōm*) [χρῶμα, color]. Chromium, *q. v.* **C.-alum**. See *Pigments, Conspectus of*. **C.-black**. See *Pigments, Conspectus of*. **C.-carmin**. Same as *Chrome-red*. **C. chlorid**. See *Pigments, Conspectus of*. **C.-garnet**. Same as *Chrome-red*. **C.-green**. See *Pigments, Conspectus of*. **C.-orange**. Same as *Chrome-red*. **C.-red**, a pigment; basic lead chromate. See *Pigments, Conspectus of*. **C.-vermilion**. Same as *Chrome-red*. **C.-yellow**, lead chromate, a pigment. See *Chromium, and Pigments, Conspectus of*.
- Chromesthesia** (*krōm-es-thet'-se-ah*) [χρῶμα, color; αἴσθησις, perception by the senses]. The association of colors with words, letters, and sounds.
- Chromhidrosis** (*krōm-hid-ro'-sis*). Same as *Chromidrosis*.
- Chromic** (*krōm'-ik*) [χρῶμα, color]. Pertaining to or made from chromium. **C. Acid**. See *Acid*. **C. Acid Test**. See *Tests, Table of*.
- Chromicize** (*kro'-mis-iz*). To impregnate with chromic acid.
- Chromidrosis** (*krōm-id-ro'-sis*) [χρῶμα, color; ἰδρῶς, sweat]. A rare condition of the sweat in which it is variously colored, being bluish, blackish, reddish, greenish, or yellowish. *Black sweat* (*Siborrhœa nigricans*) occurs usually in hysterical girls, the part affected being the face. It is associated with chronic constipation and is due to the presence of indican in the sweat. *Red sweat, hematiidrosis*, may be due to an exudation of blood into the sweat-glands, or to the presence of a microorganism in the sweat. See *Micrococcus hamatodes*, Babes, under *Bacteria, Table of*.
- Chromium** (*kro'-me-nim*) [χρῶμα color]. Cr = 52.2; quantivalence II and IV. One of the elements of the iron group. The various salts of chromium, especially chromic acid, Cr₂O₃, are much used in the manufacture of pigments and in dyeing textile fabrics. All are poisonous. Potassium dichromate (bichromate of potash), K₂Cr₂O₇, is used in various pharmaceutical and chemic operations. **C.-green**. Same as *Chrome-green*.
- Chromocrinia** (*kro-mo-kri-ni'-e-ah*) [χρῶμα, color; κρίνειν, to separate]. The secretion of coloring-matter, as in the sweat, etc.
- Chromocytometer** (*kro-mo-si-tom'-et-re*) [χρῶμα, color; κύτος, cell; μέτρον, a measure]. An instrument for estimating the proportion of hemoglobin present in the blood.
- Chromocytometry** (*kro-mo-si-tom'-et-re*) [χρῶμα,
- color; κύτος, cell; μέτρον, a measure; νόσος, disease]. The estimation of hemoglobin by means of the chromocytometer.
- Chromodermatosis** (*kro-mo-der-mat-ot'-sis*) [χρῶμα, color; δέρμα, skin]. A skin-disease characterized by discoloration of the surface.
- Chromogen** (*kro'-mo-je-n*) [χρῶμα, color; γίνεσις, production]. Any principle of the animal or vegetable economy which (though it is itself not of any pronounced color) is susceptible, under suitable circumstances, of being changed into a coloring-matter.
- Chromogenic** (*kro-mo-je-n'-ik*) [χρῶμα, color; γίνεσις, production]. 1. Relating to chromogen. 2. Color-producing.
- Chromoleucite** (*kro-mo-lu'-si'*) [χρῶμα, color; λευκός, white]. Same as *Chromophylid*.
- Chromopare** (*kro'-mo-par*) [χρῶμα, color]. In biology, applied by Beyerinck to those chromogenic bacteria that excrete the pigment, remaining colorless themselves. Cf. *Chromophore* and *Para-chromophor*.
- Chromophan** (*kro'-mo-fan*) [χρῶμα, color; φαίνεσθαι, to appear]. In biology, the pigment of the inner segments of the retinal cones of certain animals. There are at least three varieties, chlorophan, rhodophan, xanthophan. (Ruhnes).
- Chromophile** (*kro'-mo-fil*). Same as *Chromophilous*.
- Chromophilous** (*kro-moff'-il-u*) [χρῶμα, color; φιλῶς, loving]. Readily stained; easily absorbing color; applied to tissues prepared for microscopic study.
- Chromophore** (*kro'-mo-fer*) [χρῶμα, color; φέρειν, to bear]. In biology, applied by Beyerinck to those chromogenic bacteria that possess pigment as an integral part of their organism. Cf. *Chromopare* and *Para-chromophor*.
- Chromophytosis** (*kro-mo-fi-to'-sis*) [χρῶμα, color; φυτόν, a plant]. 1. Any microscopic plant-growth that produces a discoloration of the skin in which it grows; any pigmentary skin-disease caused by microscopic vegetation. 2. A synonym of *Tinea versicolor*, or *Eichstedt's Disease*. See *Tinea versicolor, and Diseases, Table of*.
- Chromoplastid, or Chromoplastidule** (*kro-mo-plas'-tid, or kro-mo-plas'-tid-ül*) [χρῶμα, color; πλασσειν, to form]. In biology, a pigment-granule imbedded in the protoplasm of a plant or animal. It is also called chromoleucite.
- Chromopsia** (*krōm-op'-se-ah*). See *Chromatopsia*.
- Chromoptometer** (*kro-mop-tom'-et-re*) [χρῶμα, color; μέτρον, a measure]. A contrivance for determining the extent of development of color-vision.
- Chromosome** (*kro'-mo-som*) [χρῶμα, color; σῶμα, body]. Any one of the nuclear chromatin-fibrils of a cell. According to some observers there is only one such fibril in closely intertwined folds. Others say that the chromosomes are many, and of two varieties, the fine and the coarse.
- Chromostroscope** (*kro-mo-stro'-bo-skop*) [χρῶμα, color; στροβίλος, a twisting; σκοπεῖν, to inspect]. A device for showing the persistence of visual impressions of color.
- Chromule** (*kro'-mül*) [χρῶμα, color; ἴζη, matter]. In biology, coloring-matter in plants, especially when not green, or when liquid.
- Chronic** (*krōn'-ik*) [χρόνος, time]. Long-continued; of long duration; slow of progress; opposed to *acute*, and to *subacute*.
- Chronicity** (*kro-nis'-it-e*) [χρόνος, time]. The state of being chronic or long-continued.
- Chronizoöspore** (*kro-ni-zo'-o-spor*) [κρόνιος, late; ζῶον, an animal; σπορά, seed]. One of the microzoogonidia or minute zoöspores or resting-spores, produced by the water-net, *Hydrodictyon*.

Chronograph (*kron'-o-raf'*) [$\chi\rho\omicron\nu\omicron\nu$, time; $\gamma\rho\acute{\alpha}\phi\epsilon\iota\nu$, to write]. An instrument for graphically recording intervals of time, in physiologic and psycho-physical experiments.

Chronoscope (*kro'-no skop'*) [$\chi\rho\omicron\nu\omicron\nu$, time; $\sigma\kappa\omicron\tau\epsilon\iota\nu$, to inspect]. An instrument for measuring extremely short intervals of time. **C., A-form**, an apparatus introduced by Galton for measuring the time of certain psycho-physical reactions. It is so called from its outline, which somewhat resembles that of the letter A.

Chronosteal (*kro'-nos'te-al'*) [$\chi\rho\omicron\nu\omicron\nu$, time; $\delta\acute{\sigma}\tau\epsilon\iota\nu$, bone]. Relating to the chronosteon.

Chronosteon (*kro'-no'ste-on'*) [$\chi\rho\omicron\nu\omicron\nu$, time (temporal); $\delta\acute{\sigma}\tau\epsilon\iota\nu$, bone]. The temporal bone.

Chronothermal (*kron-o-ther'-mal'*) [$\chi\rho\omicron\nu\omicron\nu$, time; $\theta\acute{\epsilon}\rho\mu\alpha$, heat]. Pertaining to the theory that all diseases are characterized by periods of intermitting chill and heat; relating to periodicity in changes of bodily temperature.

Chroöpsia (*kro'-f'-se-ah'*) [$\chi\rho\omicron\nu\alpha$, color; $\acute{\omicron}\psi\iota\varsigma$, sight]. See *Chroöpsia*.

Chrotal Epithelium (*kro'-tal ep-e-the'-le-um*). The ectoderm.

Chrotic (*kro'-tik'*) [$\chi\rho\omicron\nu\alpha$, the skin]. Relating to the skin.

Chrotoplast (*kro'-o-plast'*) [$\chi\rho\omicron\varsigma$, skin; $\pi\acute{\lambda}\alpha\sigma\sigma\epsilon\iota\nu$, to form]. A skin-cell; a dermal or epithelial cell.

Chrymar's Operation. See *Operations, Table of*.

Chrysalis (*kris'-al-is'*) [$\chi\rho\rho\acute{\alpha}\varsigma$, gold]. The pupa or secondary stage in the transformation of insects. So called from the golden color of certain chrysalides.

Chrysamin (*kris'-am-in'*) [$\chi\rho\rho\acute{\alpha}\varsigma$, gold; *amin'*]. $C_{20}H_{16}N_2O_6Na_2$. Flavophenin; a coal-tar color of the oxyazo group, used in dyeing. It dyes on cotton a sulphur-yellow, remarkably fast to light. See *Pigments, Conspectus of*.

Chrysanilin (*kris-an'-il-in'*) [$\chi\rho\rho\acute{\alpha}\varsigma$, gold; *anilin'*], $C_{15}H_{11}N(NH_2)_2$. A body obtained as a by-product in the manufacture of rosanilin. It crystallizes from dilute alcohol in golden-yellow needles, melting at about 268°. It is used largely as a dye-stuff, yielding a very beautiful yellow color. See *Pigments, Conspectus of*.

Chrysanisic Acid (*kris-an-is'-ik*). See *Acid*.

Chrysarobin, or Chrysarobinum (*kris-ar-o'-bin*, or *kri-ar-oh'-num*) [$\chi\rho\rho\acute{\alpha}\varsigma$, gold; *aroba* (nat. East Ind.), bark of a leguminous tree], $C_{20}H_{26}O_7$. A reduction product of chrysophanic acid; it occurs in goa-powder and araroba-powder. It is a yellow-colored powder, the product of the decay of *Audira araroba*, a Brazilian tree. It is a gastro intestinal irritant, and is almost specific when applied locally in psoriasis. It stains the skin a dark yellowish-brown color, which may be removed by a weak solution of chlorinated lime. Dose, internally, gr. $\frac{1}{2}$ –1. **C., Ung.**, contains 1 per cent. of the drug with 99 per cent. benzoated lard.

Chrysaurn (*kris-a'-rin*) [$\chi\rho\rho\acute{\alpha}\varsigma$, gold; *aurum*, gold]. See *Chrysaurn Chloride*.

Chryscene (*kris'-en*) [$\chi\rho\rho\acute{\alpha}\varsigma$, gold], $C_{14}H_{12}$. A hydrocarbon derived from coal-tar. It is generally colored yellow, but can be rendered perfectly colorless. It is sparingly soluble in alcohol or ether; melts at 250° C. (482° F.); boils at 430°; crystallizes and sublimes in silvery needles, that exhibit an intense violet fluorescence.

Chrysenic Acid (*kris-en'-ik*). See *Acid*.

Chrysin (*kris'-in*) [$\chi\rho\rho\acute{\alpha}\varsigma$, gold], $C_{15}H_{10}O_6$. A coloring matter found in the bark of the European Black Poplar.

Chrysoidin (*kris-oi'-din*) [$\chi\rho\rho\acute{\alpha}\varsigma$, gold; *eidōs*, like]. 1. $C_{12}H_3N_3Cl$. A coal-tar color used in dyeing. It is the hydrochlorid of diamidoazobenzene. It consists of dark-violet crystals soluble in water. It dyes bright-yellow on silk and cotton. See *Pigments, Conspectus of*. 2. $C_{12}H_9O_4$. A yellow coloring-substance found in asparagus berries.

Chrysoin (*kris'-o-in*). See *Orange Colors*.

Chrysolin (*kris'-o-lin*) [$\chi\rho\rho\acute{\alpha}\varsigma$, gold; *oleum*, oil], $C_{20}H_{10}O_3(OC_7H_7)_2$. A coal-tar color of the phthalic group, used in dyeing. It is the sodium salt of benzyl-fluorescein. It produces a yellow color, similar to that of turmeric, on silk, cotton and wool. See *Pigments, Conspectus of*.

Chrysophan (*kris'-o-fan'*) [$\chi\rho\rho\acute{\alpha}\varsigma$, gold; *φαίνειν*, to show], $C_{16}H_{15}O_8$. A yellow, crystalline body found in rhubarb. It has a distinctly bitter taste, is readily soluble in warm water and diluted alcohol, but insoluble in ether. It is also called *Chrysophanin*.

Chrysophanic Acid (*kris-o-fan'-ik*). See *Acid*.

Chrysophanin (*kris-o-fan'-in*). See *Chrysophan*, and *Pigments, Conspectus of*.

Chrysophyl (*kris'-o-fil'*) [$\chi\rho\rho\acute{\alpha}\varsigma$, gold; *φύλλον*, a leaf]. Xanthophyl; a bright golden-yellow crystalline pigment derived from leaves.

Chrysorrhamin (*kris-or-am'-nin*) [$\chi\rho\rho\acute{\alpha}\varsigma$, gold; *ράμνος*, a prickly shrub]. The yellow pigment found in French berries. See *Pigments, Conspectus of*.

Chthonophagia, or Chthonophagy (*thon-o-fal'-je-ah*, or *thon-off'-a-je*) [$\chi\theta\acute{\omicron}\nu$, earth; *φαγείν*, to eat]. Dirt-eating; geophagy.

Churning Sound (*churn'-ing sound*). A peculiar splashing-sound like that made by a churn, heard in the chest in some cases of pleural effusion.

Churrus (*chur'-us*) [Hind., *charas*]. Hemp-resin. See *Cannabis*.

Chvostek's Sign. See *Tetany*; also *Signs and Symptoms, Table of*.

Chylaceous (*ki-lal'-se-us*) [*chylus*, chyle]. Composed of chyle.

Chylangioma (*ki-lan-je-o'-mah*) [*chylus*, chyle; *ἀγγείον*, a vessel]. Retention of chyle in lymphatic vessels with dilatation of the latter.

Chyliqueous (*ki-l'-kwe-us*) [$\chi\eta\acute{\omicron}\varsigma$, chyle; *aqua*, water]. Like water and chyle. **C. Fluid**, the digested food or nutritive fluid in the somatic or perigastric cavity of invertebrates; it is never enclosed in distinct vessels and represents the blood of higher animals.

Chyle (*ki*) [$\chi\eta\acute{\omicron}\varsigma$, juice]. The milk-white fluid absorbed by the lacteals during digestion. On standing, it separates into a thin, jelly-like clot and a substance identical with serum. **C.-corpuscle**, any floating cell of the chyle. These cells resemble, and are probably identical with, the colorless blood-corpuscles. **C.-gland**, Cheshire's name for system 11, of the "salivary glands" of bees.

Chylidrosis (*ki-l-id-ro'-sis*) [$\chi\eta\acute{\omicron}\varsigma$, chyle; *ἰδρωσις*, a sweating]. Milkiness of the sweat.

Chylifaction (*ki-le-*, or *ki-if-ak'-shun*) [*chylus*, chyle; *facere*, to make]. The forming of chyle from food.

Chylifactive (*ki-le-*, or *ki-if-ak'-tiv*) [*chylus*, chyle; *facere*, make]. Chyle-forming.

Chyliferous (*ki-li'-er-us*) [*chylus*, chyle; *ferre*, to carry]. 1. Chyle forming. 2. Containing chyle.

Chylific (*ki-lif'-ik*) [*chylus*, chyle; *facere*, to make]. Making chyle; pertaining to chylification.

Chylification (*ki-le-*, or *ki-if-ik-al'-shun*) [$\chi\eta\acute{\omicron}\varsigma$, chyle; *facere*, to make]. The process by which the chyle is formed, separated and absorbed by the villi of the small intestine.

Chylificatory (*ki-lif'-ik-al-o-ri-*) [*chylus*, chyle; *facere*, to make]. Chyle making.

- Chylify** (*ki'-lif-i*) [*chylus*, chyle: *facere*, to make]. 1. To make into chyle. 2. To be made into chyle.
- Chylocele** (*ki'-lo-sel*) [*χυλόσ*, chyle; *κίστη*, a tumor]. An effusion of chyle into the tunica vaginalis testis.
- C., Parasitic.** See *Filaria sanguinis hominis*.
- Chylocyst** (*ki'-lo-sist*) [*χυλόσ*, juice; *κίστω*, bladder]. The chyle-bladder; the reservoir of Pecquet.
- Chylocystic** (*ki'-lo-sis'-tik*) [*χυλόσ*, juice; *κίστω*, bladder]. Relating to the chylocyst.
- Chyloiderma** (*ki'-lo-der'-mah*) [*χυλόσ*, lymph; *δέρμα*, skin]. Scrotal elephantiasis, with accumulation of lymph in the thickened skin and in the enlarged lymphatic vessels; lymph-scrotum.
- Chylochochium** (*ki'-lo-dol'-ki-um*) [*χυλόσ*, chyle; *δοχείον*, receptacle]. The receptaculum chyli.
- Chylogaster** (*ki'-lo-gas'-ter*) [*χυλόσ*, chyle; *γαστήρ*, the stomach]. The duodenum, so-called because of its being the chief seat of chylous digestion.
- Chylogastric** (*ki'-lo-gas'-trik*) [*χυλόσ*, chyle; *γαστήρ*, stomach]. Pertaining to the chylogaster.
- Chylopericardium** (*ki'-lo-per-ik'-ar'-de-um*) [*χυλόσ*, chyle; *περί*, around; *καρδιά*, the heart]. A rare condition, in which chyle is present in the pericardium, as a consequence of the formation of a channel of communication between a chyle-duct and the cavity of the heart-sac.
- Chylopoiesis** (*ki'-lo-poi'-e'-sis*) [*χυλόσ*, chyle; *ποιεῖν*, to make]. Chylification.
- Chylopoietic** (*ki'-lo-poi'-e'-tik*) [*χυλόσ*, chyle; *ποιεῖν*, to make]. Chylification; making or forming chyle.
- Chyloptyalism** (*ki'-lop-ti'-al-izm*) [*χυλόσ*, chyle; *πινακίζω*, to spit]. Milkiness of the saliva.
- Chylorrhea** (*ki'-lor'-e'-ah*) [*χυλόσ*, chyle; *ῥέω*, to flow]. The excessive flow of chyle. Also, a diarrhea characterized by a milky color of the feces.
- Chylosis** (*ki'-lo'-sis*) [*χίλωσις*, a converting into juice]. Chylification.
- Chylothorax** (*ki'-lo-tho'-raks*) [*χυλόσ*, chyle; *θώραξ*, the chest]. The presence of chyle within the pleural cavity. It is consequent upon wounds or rupture of the thoracic duct, and is usually fatal.
- Chylous** (*ki' lus*) [*χυλόσ*, chyle]. Relating to or resembling chyle.
- Chyluria** (*ki'-lu'-re-ah*) [*χυλόσ*, juice; *οὔρον*, urine]. The passage of milky-colored urine. It is thought to be caused by a disordered condition of the lacteals and is also connected with the presence in the blood of *Filaria sanguinis hominis*. The urine passed is generally above the normal in quantity, has the color of milk, and becomes jelly-like on standing, afterward again becoming liquid. It readily undergoes decomposition. The condition arises from a blocking of the lymph-channels by the parasites. See *Bacillus of Chyluria* under *Bacteria*. *Synonymic Table of*: also *Filaria sanguinis hominis*, Lewis, under *Parasites (Animal), Table of*.
- Chyme** (*kim*) [*χυμός*, juice]. Food that has undergone gastric digestion and has not yet been acted upon by the biliary, pancreatic, and intestinal secretions.
- Chymiferous** (*kim-if'-er-us*) [*chymus*, chyme; *φέρειν*, to bear]. Capable of producing chyme.
- Chymification** (*kim-if-ik-a shun*) [*chymus*, chyme; *facere*, to make]. The change of food into chyme by the digestive process.
- Chymophorous** (*kim-off'-or-us*) [*χυμός*, chyme; *φέρω*, to carry]. Chymiferous.
- Chymoplania** (*kim-o-pla'-no-ah*) [*χυμός*, juice; *πλάνη*, a roving]. The morbid or abnormal metastasis of chyme or any secretion.
- Chymorrhœa** (*kim-or'-e'-ah*) [*χυμός*, chyme; *ῥέω*, to flow]. A discharge of chyme.
- Chymosepsis** (*kim-o-sep'-sis*) [*χυμός*, chyme; *σepsis*, putrefaction]. Putrefactive fermentation of the chyme.
- Chyron** (*ki'-ron*) [*chyron*, *chyron*]. The name given by ancient writers to the itch-mite, *Sar. optes scabei*.
- Cibarious** (*sib'-a'-re-us*) [*cibum*, food]. Serving as food; nutritious; edible.
- Cicatricial** (*sik-at-rik'-al*) [*cicatrix*, a scar]. Pertaining to or of the nature of a cicatrix. **C.** Deformities, abnormal contractions caused by cicatrices. **C. Tissue**, a form of dense connective tissue, seen in cicatrices.
- Cicaticula** (*sik-at-rik'-u-lah*) [L., dim. of *cicatrix*, a scar]. The germinating point of the fecundated egg.
- Cicatrizant** (*sik'-at-ri-zant*) [*cicatrix*, a scar]. See *Cicatrization*.
- Cicatrivative** (*sik'-at-ri-siv*) [*cicatrix*, a scar]. Tending to form a cicatrix.
- Cicatrix** (*sik'-at-riks*) [L.: *pl.*, *Cicatrices*]. A scar; a connective-tissue new-formation replacing loss of substance in the skin. It extends as far as the corium. It may be depressed below or elevated above the surface; its color is usually whitish and gli-tening when old, red or purple when young.
- Cicatrizing** (*sik'-at-ri-zant*) [*cicatrix*, a scar]. 1. Tending to cicatrize or heal. 2. A medicine that aids the formation of a cicatrix.
- Cicatrization** (*sik-at-ri-zat'-shun*) [*cicatrix*, a scar]. The process of healing.
- Cicer** (*si'-ser*) [L.]. A genus of leguminous plants. See *Chick-pea*.
- Cicuta** (*sik'-u'-tah*) [L.]. A genus of umbelliferous plants. **C. virosa**. See *Corebane*.
- Cicutin** (*sik-u'-tin*) [*cicuta*, hemlock]. 1. An alkaloid obtained from *Cicuta virosa*. 2. The same as *Concin*.
- Cicutoxin** (*sik-u-tok'-in*) [*cicuta*, hemlock; *τοξίνον*, poison]. The poisonous active principle of *Cicuta virosa*. It is a viscid, non-crystallizable liquid of unpleasant taste and acid reaction.
- Cider** (*si'-der*) [ME., *cidre*]. The expressed juice of apples or pears. **C. Brandy**. See *Apple-Brandy*. **C. Vinegar**. See *Vinegar*.
- Cigaret** (*sig-ar-et'*). See *Cigarette*.
- Cigarette** (*sig-ar-et'*) [Fr., dim. of *cigare*, a cigar]. A roll of inflammable material medicated and adapted for smoking. Nasal catarrhs and spasmodic attacks of dyspnea are among the disorders sometimes treated by cigarette-smoking. **C.-makers' Cramp**. See *Cramp*.
- Cigarmakers' Cramp**. See *Cramp*.
- Ciguë** (*se-gu-e*) [Fr.]. *Cicuta*.
- Cilia** (*sil'-e-ah*) [*cilium*, the eyelid or lash]. The eyelashes. Also, the locomotor and prehensile organs of certain infusoria, and the hair-like appendages of certain epithelial cells, whose function it is to propel fluid or particles along the passages that they line.
- Ciliariscope** (*sil-e-ar'-is-kop*) [*cilium*, eyelid; *σκοπεῖν*, to look at]. An instrument (essentially a prism) for examining the ciliary region of the eye.
- Ciliary** (*sil'-e-a-re*) [*cilium*, an eyelash]. Pertaining to the eyelid or eyelash, and also by extension to the **C. Apparatus**, or the structure related to the mechanism of accommodation. **C. Arteries**—*anterior*, *posterior long*, and *posterior short*, branches of the ophthalmic artery, supplying the recti muscles, the ciliary apparatus, and the posterior structures of the eye, with the exception of the retina. See *Arteries, Table of*. **C. Body**, the ciliary muscle and processes. **C. Canal**, the canal of Fontana. See *Canal*. **C. Ganglion**, the ganglion at the apex of the orbit, supplying the ciliary muscle and iris. See *Ganglia, Table of*. **C. Muscle**, the muscle of accommodation, whose contraction lessens the tension upon the suspensory ligament of the

lens. See *Muscles*, also, *Eye*. **C. Nerves**, branches of the ophthalmic ganglion supplying the anterior structures of the eyeball and the accommodative apparatus. See *Nerves*, *Table of*. **C. Neuralgia**, neuralgic pain of the eye, brow, temple, etc. **C. Processes**, circularly arranged choroidal foldings continuous with the iris in front. **C. Region**, the pericorneal or "danger" zone, corresponding to the position of the ciliary body. **C. Zone**, the ciliary processes collectively.

Ciliate, or **Ciliated** (*sil'at*, or *ast'id*) [*ilium*, an eyelash]. Having cilia.

Ciliation (*sil'atshun*) [*ilium*, an eyelash]. The condition of having cilia.

Cilio-spinal (*sil'ispi'nal*) [*ilium*, an eyelash; *spina*, the spine]. Relating to the ciliary zone and the spine. **C. Center**. See *Center*.

Cilium (*sil'ium*) [L.]. See *Cilia* and *Eyelash*.

Cillo (*sil'lo*), or **Cillois** (*sil'lois*) [*ilium*, an eyelash]. A continued trembling of the eyelid.

Cillotic (*sil'lotik*) [*ilium*, an eyelash]. Pertaining to or affected with cillo.

Cimbia (*sim'bi-sh*) [L.]. The white band seen upon the ventral aspect of the crus cerebri, the tractus pedunculi transversus of Gudden.

Cimbial (*sim'bi-al*) [*cimbia*, a cincture]. Relating to the cimbia.

Cimex (*sil'miks*) [L., a bug]. A genus of hemipterous insects. **C. lectularius**, the common bed-bug. A disgusting insect that infests beds, furniture, and the walls of bed-rooms, and that feeds on the human body, puncturing the skin and injecting an irritating fluid to increase the flow of blood. It is characterized by the repulsive odor of its secretion.

Cimicifuga (*sim-i-si-fu'zga*) [*cimex*, a bug; *fugare*, to drive away]. Black Snake Root, Black Cohosh. The root of *C. racemosa*, ord. Ranunculaceae. A stomachic, antispasmodic, aphrodisiac, expectorant, and diuretic. Its action on the heart is similar to that of digitalis. It is efficient as a tonic in many cardiac diseases, in functional impotence, and ovarian neuralgia. **C., Ext. fld.** (alcoholic). Dose $\mathfrak{M}\nu$ -xxx. **C., Ext. liquid.**, (B. P.). Dose $\mathfrak{M}\text{ij}$ -xxx. **C., Tinct.**, 20 per cent. in strength. Dose $\mathfrak{M}\text{xv}$ - \mathfrak{z} j. **Macrotin** (unof.), a resinous extract. Dose gr. $\frac{1}{2}$ -ij.

Cimicifugin (*sim-i-si-fu'gin*) [*cimex*, a bug; *fugare*, to drive away]. The precipitate from a tincture of the root of *Cimicifuga racemosa*; it is an antispasmodic, diaphoretic, nervin, emmenagogue, parturient, and narcotic. Dose 1 to 2 grains. As an oxytocic, 2 to 3 grains, to be repeated in from 40-60 minutes, if necessary. Unof.

Cimolia (*sim'ol'ia*). **Cimolite** (*sim'ol-it*) [*κινόλιο*, earth]. Cimolian earth; a white, soapy clay formerly brought from the Greek island of Cimolus. The ancients prized it as a remedy; now little used, except in the Levant.

Cina (*sil'na*) [L.]. The plant *Artemisia santonica*. See *Antimony*.

Cinchamidin (*sin'cham'id-in*) [*cinchona*; *amidin*], $\text{C}_{10}\text{H}_{11}\text{N}_2\text{O}$. An alkaloid frequently present in commercial cinchonidin.

Cinchocerotin (*sin'chosa'se'rin*) [*cinchona*; *cera*, wax], $\text{C}_{20}\text{H}_{27}\text{O}_2$. A white crystalline alkaloid of calisaya bark.

Cinchona (*sin'chona*) [from the Countess of Cinchon]. Peruvian Bark. The bark of several varieties of cinchona, a tree native to the eastern slopes of the Andes and cultivated in India, the most valuable being *C. chavica*. Other varieties are *C. succirubra*, red bark, *C. condaminii*, pale bark, *C. pitayana*, pitaya bark, and *C. micrantha*. Cinchona bark contains 21 alkaloids, of which 4, quinin, cinchonin, quimidin and cin-

chonidin, are the most important. Cinchona has the same physiologic action and therapeutic uses as its chief alkaloid, quinin. See *Quinin*. It is also an astringent, bitter and stomachic tonic, stimulating appetite and promoting digestion, beneficial in atonic dyspepsia and adynamia, but especially useful in malarial affections. **C., decoctum** (B. P.). Dose \mathfrak{z} j-ij. **C. Febrifuge**. See *Quinetum*. **C., Ext.** Dose gr. j-v. **C., Fld. Ext.** Dose $\mathfrak{M}\text{x}$ - \mathfrak{z} j. **C., Ext. liquidum** (B. P.). Dose $\mathfrak{M}\nu$ -x. **C., infusum**, bark 6, arom. sulphuric acid 1, water 93 parts. Dose \mathfrak{z} j- \mathfrak{z} j. **C., Infus. Acidum** (B. P.). Dose \mathfrak{z} j-ij. **C. rubra**, red cinchona, the bark of *C. succirubra*. **C., Tinct.**, 20 per cent. of the bark. Dose \mathfrak{z} ss-ij. **C., Tinct., Comp.**, red bark 10, bitter-orange peel 8, serpentaria 2, alcohol 80 parts. Dose \mathfrak{z} j- \mathfrak{z} ss. **Huxham's Tinct. of Bark**, red bark \mathfrak{z} iv, orange peel \mathfrak{z} ij, serpentaria gr. lxxx, Spanish saffron gr. clx, cochineal gr. lxxx, brandy \mathfrak{z} xl, digested four days, expressed and filtered. Dose \mathfrak{z} ss-ij.

Cinchonamin (*sin'kol'nam-in*) [*cinchona*; *amin*], $\text{C}_{19}\text{H}_{21}\text{N}_2\text{O}$. An alkaloid of cuprea bark. It occurs in glistening, colorless crystals that are nearly insoluble in water, and but slightly soluble in ether.

Cinchonicin (*sin'kon't'is-in*) [*cinchona*], $\text{C}_{20}\text{H}_{24}\text{N}_2\text{O}$. An artificial alkaloid derived from cinchonin.

Cinchonidin, or **Cinchonidina** (*sin'kon'id'id-in*, or *sin'kon'id'id'nah*), $\text{C}_{20}\text{H}_{24}\text{N}_2\text{O}$. An alkaloid derived from cinchona. It is a crystalline substance resembling quinin in general properties. **C. salicylate** (unof.) has decided anti-malarial properties. **C. sulph.**, ($\text{C}_{20}\text{H}_{24}\text{N}_2\text{O}_2$) \cdot H_2SO_4 \cdot $3\text{H}_2\text{O}$, less bitter than quinin and valuable as an antipyretic. Dose gr. j-xx or more.

Cinchonina, or **Cinchonin** (*sin'ko-ni'nah*, or *sin't'konin*) [*cinchona*; *gen.*, *Cinchoninæ*], $\text{C}_{19}\text{H}_{22}\text{N}_2\text{O}$. An official alkaloid derived from cinchona. It is a colorless crystalline body, similar to quinin in therapeutic effects, but less active, producing much headache and some muscular weakness. **C. sulph.**, ($\text{C}_{19}\text{H}_{22}\text{N}_2\text{O}_2$) \cdot H_2SO_4 \cdot $2\text{H}_2\text{O}$. Soluble with difficulty in water, but soluble in acidulated water. Dose gr. v-xxx.

Cinchoninic Acid (*sin'ko-nin'ik*). See *Acid*.

Cinchonism (*sin't'konizm*) [*cinchona*]. The systemic effect of cinchona or its alkaloids in full doses. The symptoms produced are a ringing in the ears with deafness, headache, often severe, giddiness, dimness of sight, and a weakening of the heart's action.

Cinchonize (*sin't'koniz*) [*cinchona*]. To bring under the influence of cinchona or its alkaloids.

Cinchotim (*sin't'kol'in*) [*cinchona*], $\text{C}_{19}\text{H}_{24}\text{N}_2\text{O}$. An almost insoluble crystalline alkaloid derived from a species of cinchona bark.

Cincinulus (*sin'sin'u-lus*) [*κίκινυλος*, a curl]. In biology, small hooks attached to the stylamblys of crustaceans.

Cincture (*sin'k'tür*) [*cinctura*, a girdle]. A belt or girdle. **C.-feeling**, a sensation as if the waist were encircled by a tight girdle.

Cinene (*si-nen'*) [*cina*, wormseed]. See *Dipentene*.

Cineol (*sin't'e-ol*) [*cina*, wormseed; *oleum*, oil], $\text{C}_{10}\text{H}_{16}\text{O}$. The principal constituent of wormseed, cajuput, and eucalyptus oils. It is a pleasant camphoraceous liquid, inactive to polarized light, that boils between 176° and 177° C., and crystallizes at -1° C.; its sp. gr. at 16° is 0.923.

Cineraria (*sin'er'a-re-ah*) [*cincervarius*, pertaining to ashes]. A genus of composite plants. **C. maritima**, the juice of this plant has been long used in Venezuela in the belief that, dropped in the eye, it would cause the absorption of cataract. Unof.

Cinerea (*sin'er-eh*) [*cinereus*, ashen]. The gray, emeritious, or cellular substance of the brain, spinal cord, and ganglia. **C., Lamina**, a thin layer of gray

substance extending backward above the optic commissure from the termination of the corpus callosum to the tuber cinereum.

Cinereum, Tuber. See *Tuber Cinereum*.
Cineritious (*sin-er-ish'-us*) [*cineres*, ashes]. Ash-like or pertaining to ashes. **C.** Substance, the cortex of the brain, from the color of the same. **C. Tubercle**, the tuber cinereum.

Cinesiology (*sin-es-e-ol'-o-je*). See *Kinesiology*.
Cinesis (*sin-e'-sis*). See *Kinesis*.
Cinesitherapy (*sin-es-e-ther'-a-pe*). See *Kinesitherapy*.
Cinetica (*sin-el'-ik-ah*) [*κινειν*, to move]. Medicines or diseases that affect the motor apparatus.

Cingulum (*sing'-gu-lum*) [*cingere*, to gird: *pl.*, *Cingula*]. 1. A girdle or zone; the waist. 2. Herpes zoster, or shingles, *q. v.*

Cinnabar (*sin'-ab-ar*) [*κιννάβαρι*, a pigment]. Mercuric sulphid, HgS. See *Hydrargyrum* and *Vermilion*. **C.-green**. Same as *Chrome-green*.

Cinnamene (*sin'-am-en*). See *Styrol*.
Cinnamic (*sin-am'-ik*) [*κιννάμινος*, cinnamon]. Pertaining to or derived from cinnamon. **C. Acid**. See *Acid*. **C. Aldehyd**. See *Aldehyd*.

Cinnamomum, or **Cinnamon** (*sin-am-o'-mum*, or *sin'-am-on*) [*κιννάμινος*, cinnamon; *gen.*, *Cinnamomi*]. The inner bark of the shoots of several species of *Cinnamomum*, native to Ceylon and China, the latter being known in commerce under the name of *cassia*. Its properties are due to a volatile oil. It is an agreeable carminative and aromatic stimulant, useful when combined with opium for flatulence, colic, enteralgia, etc. **C.**, **Aqua**, 2 parts of oil in 1000 of water. Dose ʒj-ij. **C.**, **Ext. Fld. Arom.**, contains aromatic powder 10 parts, alcohol 8 parts. Dose ʒx-xxx. **C.**, **Oleum**, the volatile oil. Dose gr. j-v. **C.**, **Pulv. Comp.** (B. P.), cinnamon bark, cardamom-seeds, and ginger. Dose gr. iij-x. **C. saigonium**, Saigon cinnamon. **C.**, **Spt.**, 10 per cent. of the oil in spirit. Dose ʒv-xxx. **C.**, **Tinct.**, 10 per cent. of the powdered bark in alcohol. Dose ʒss-ij. **C. zeylanicum**, Ceylon cinnamon. **Pulvis aromaticus**, aromatic powder, cinnamon, ginger, aa ʒ5, cardamom, nutmeg, aa 1ʒ. Dose gr. x-xxx. **C.-brown**. Same as *Phenylene-brown*.

Cinnamyl (*sin'-am-il*) [*κιννάμινος*, cinnamon], C₉H₇O. The radicle believed to exist in cinnamic acid.

Cionectomy (*si-on-ek'-to-me*) [*κίων*, the uvula; *εκτομή*, a cutting out]. Ablation of the uvula.

Cionitis (*si-on-ih'-tis*) [*κίων*, the uvula; *τις*, inflammation]. Inflammation of the uvula.

Cionoptosis (*si-on-op-to'-sis*) [*κίων*, uvula; *πτῶσις*, a drooping]. Prolapse of the uvula.

Cionorrhaphia (*si-on-or-af'-e-ah*) [*κίων*, the uvula; *ῥαφή*, a suture]. See *Staphylorrhaphy*.

Cionotome (*si-on'-o-tom*) [*κίων*, the uvula; *τομή*, cutting]. An instrument for cutting off the uvula.

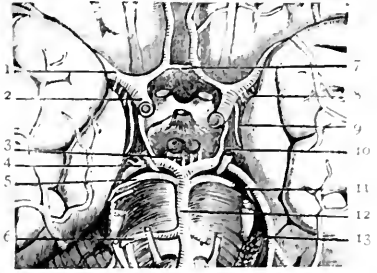
Cionotomy (*si-on-ol'-o-me*) [*κίων*, uvula; *τομή*, a section]. Incision of the uvula.

Circinate (*sir'-sin-at*) [*circinatus*, circular]. In biology, rolled inward from the top, like a crozier. **C. Eruption**. See *Wandering Rash*.

Circinus (*sin'-sin-us*) [*κίρκινος*, circle]. Herpes zoster; *zona*.

Circle (*sir'-kl*) [*κίρκος*, a circle]. A ring; a line, every point of which is equi-distant from a point called the center. **C. of Diffusion**. See *Diffusion*. **C. of Haller**, 1. The plexus of vessels formed by the short ciliary arteries upon the sclerotic, at the entrance of the optic nerve. 2. The circulus venosus mammæ. See also *Circulus*. **C. of Willis**, the remarkable arterial anastomosis at the base of the brain. The passage between the anterior cerebral arteries anteriorly, and the internal

carotids and middle and posterior cerebral arteries posteriorly, by communicating vessels.



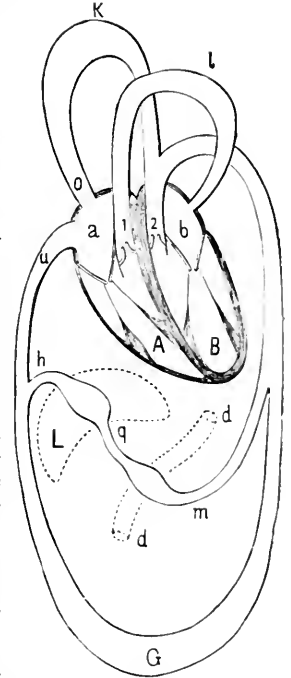
CIRCLE OF WILLIS.

1. Middle cerebral artery. 2. Internal carotid artery. 3. Postero-medial perforating. 4. Posterior cerebral artery. 5. Superior cerebellar artery. 6. Anterior inferior cerebellar artery. 7. Anterior communicating artery. 8. Antero-lateral perforating. 9. Anterior choroid. 10. Posterior communicating. 11. Posterior choroid. 12. Basilar artery. 13. Crus cerebelli cut.

Circuit (*ser'-kit*) [*circuitus*, a going round]. The course of an electric current. **C.-breaker**, an apparatus for interrupting the circuit of an electric current.

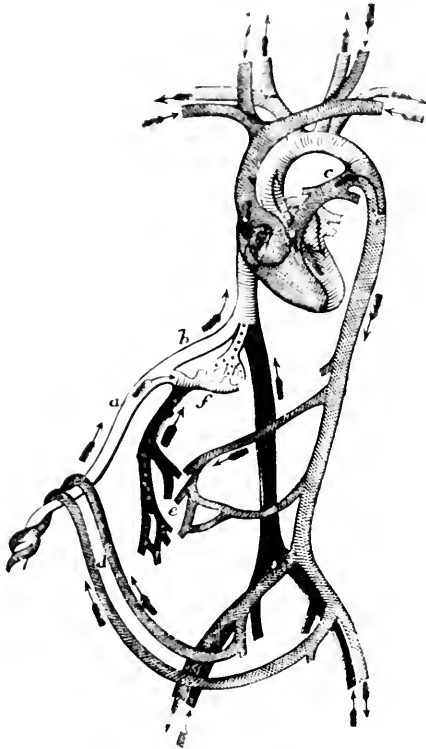
Circulation (*si'-ku-la'-shun*) [*circulatio*, a circular course]. The passage of the blood through various vessels; distinguished as capillary, fetal, portal, pulmonary, etc. **C.**,

Cross, a laboratory experiment in which the vessels in one vascular area of an animal are separated from the rest of the circulation by ligation of anastomosing channels, and then supplied with blood from the circulation of a second animal. In this way, for example, the vascular area of the head may be isolated, and precluded from receiving chloroform inhaled by the lungs, but which is distributed to other parts of the body. By connecting the cerebral ends of the severed carotid arteries of one dog with the cardiac ends of the severed carotids of another dog, the cerebral and general circulatory systems of the first dog may presumably be separated. The first animal is called the *fid.* and the animal supplying the blood the *feeder*. The experiment is of little value. **C.**, **Collateral**, that through branches and secondary channels after stoppage of the principal route. **C.**, **Fetal**, that of the fetus, including the circulation through the placenta



SCHEME OF THE CIRCULATION. a. Right, b. left auricle. A. Right, B. left ventricle. 1. Pulmonary artery. 2. Aorta. L. Area of pulmonary circulation. K. Upper area of systemic circulation. G. Lower area of systemic circulation. o. The superior vena cava. n. Inferior vena cava. d. d. Intestine. m. Mesenteric artery. v. Portal vein. L. Liver. h. Hepatic vein. (Landois). .

and umbilical cord. **C.**, **First, or Primitive**, that of the embryo, a closed system, carrying nutriment and oxygen to the embryo. **C.**, **Placental**, the fetal circulation. **C.**, **Portal**. See *Portal System*. **C.**, **Pulmonary**, the circulation of blood through the



THE FETAL CIRCULATION.

a. Umbilical vein. *b.* Ductus venosus. *c.* Ductus arteriosus. *d.* Hypogastric arteries. *e.* Mesenteric arteries and vein. *f.* Portal vein.

lungs by means of the pulmonary artery and veins, for the purpose of oxygenation and purification. **C.**, **Second**, the fetal circulation, replacing the omphalo-mesenteric system. **C.**, **Systemic**, the general circulation, as distinct from the pulmonary circulation. **C.**, **Third**, that of the adult. **C.**, **Vitelline**, first, or primitive circulation.

Circulus (*si' kul' us*) [L.]. A circle. **C. arteriosus**, the circle of Haller. The plexus of arteries that surrounds the outer border of the iris. **C. iridis minor**, an arterial circle near the pupillary border of the iris. **C. venosus mammæ** (or Halleri), a ring of anastomosing veins that surround the nipple. **Circum-** (*si' kum'*) [L.]. A prefix meaning *around, about*.

Circumagentes (*si' kum' ni' ent' tes*) [L.], "causing to revolve." 1. The oblique muscles of the eye. 2. The infrapinnatus and supraspinatus muscles that revolve the eye.

Circumanal (*si' kum' a' nal'*) [*si' ban*, around; *anus*, the funnament] [L.]. Perianus; surrounding the anus.

Circumcision (*si' kum' si' zhun*) [*si' kum' kudere*, to cut around]. Excision of the outer piece of the prepuce.

Circumclusion (*si' kum' kluzhun*) [*si' kum*, around; *kludere*, to close]. A tumor, or a pressure in which

the pin is passed beneath the vessel, a wire loop placed over its point, and its ends brought over the artery and made fast.

Circumcorneal (*si' kum' kor' ne' al'*) [*si' kum*, about; *corneus*, horny]. Around or about the cornea.

Circumduction (*si' kum' duk' shun*) [*si' kum' ducere*, to lead around]. The movement of a limb in such a manner that its distal part describes a circle, the proximal end being fixed. See *Motion*.

Circumference (*si' kum' fer' ens*) [*si' kum' fere*, to carry around]. The distance around a part.

Circumflex (*si' kum' fleks*) [*si' kum' flectere*, to bend about]. Applied to a number of arteries, veins and nerves.

Circumgyration (*si' kum' ji' ra' shun*) [*si' kum*, around; *gyrare*, to turn]. See *Vertigo*.

Circuminsular (*si' kum' in' su' lar*) [*si' kum*, about; *insula*, island]. Surrounding the island of Reil.

Circumlental (*si' kum' len' tal*) [*si' kum*, around; *lens*, a lentil; lens]. Surrounding the lens. **C. Space**. See *Space*.

Circumnuclear (*si' kum' nu' kle' ar*) [*si' kum*, about; *nucleus*, kernel]. Surrounding the nucleus.

Circumnutation (*si' kum' nu' ta' shun*) [*si' kum*, around; *nutare*, to nod]. In biology, a bowing successively toward all points of the compass. Applied to the movements of young and growing organs.

Circumocular (*si' kum' ok' u' lar*) [*si' kum*, about; *oculus*, eye]. Surrounding the eye.

Circumoral (*si' kum' o' ral'*) [*si' kum*, about; *os*, mouth]. Surrounding the mouth.

Circumpolarization (*si' kum' po' lar' iz' a' shun*) [*si' kum*, around; *polus*, pole.] The quantitative estimation of sugar in a suspected liquid by the degree of the rotation of polarized light, sugar rotating the ray to the right, albumin to the left.

Circumrenal (*si' kum' re' nal'*) [*si' kum*, about; *ren*, the kidney]. Around or about the kidneys.

Circumscribed (*si' kum' skribd*) [*si' kum' scribere*, to draw a line around]. Strictly limited or marked off; well defined; distinct from surrounding parts, as a circumscribed inflammation or tumor.

Circumvallate (*si' kum' val' at'*) [*si' kum' vallare*, to surround with a wall]. Surrounded by a wall or prominence. **C. Papillæ**, certain papillæ at the base of the tongue.

Cirrhonosis (*si' on' o' sus*) [*κίρρός*, yellow; *νόσος*, disease]. 1. A fetal disorder, marked by yellowness of the serous membranes. 2. Abnormal post-mortem yellowness of any surface or tissue.

Cirrhose (*si' os'*) [*ci' rrus*, a tendril]. In biology, provided with tendrils.

Cirrhosis (*si' o' sis*) [*κίρρός*, reddish-yellow; from the color of the cirrhotic liver]. Increase and thickening of the connective tissue of an organ, especially of the liver. **C.**, **Biliary**, a form due to chronic retention of bile in the liver from long-continued obstruction in the bile-ducts from any cause. **C.**, **Fatty**, a rare form in which the hepatic cells become infiltrated with fat. The surface is smooth and the organ enlarged, but very tough, owing to increase in the interstitial connective tissue, which does not contract. This form is usually seen in the intemperate.

Cirrhotic (*si' o' ik'*) [*κίρρός*, yellow]. Affected with, or relating to, cirrhosis. **C. Kidney**. See *Bright's Disease*.

Cirsocele (*si' so' sel'*) [*κίρσος*, a varix; *κήλη*, tumor]. A varicose tumor, especially of the spermatic cord.

Cirroid (*si' so' id*) [*κίρσος*, a varix; *είδος*, likeness]. Resembling a varix, or dilated vein.

Cirsomphalos (*si' som' fal' os*) [*κίρσος*, varix; *ὀμφαλός*, navel]. A varicose condition of the navel.

- Cirsophthalmia** (*sir'-soff-thal'-me-ah*) [κίρσός, varix; ὀφθαλμός, the eye]. 1. Ophthalmia, with an apparent varicose condition of the conjunctival vessels. 2. Corneal staphyloma, with an appearance of varicosity of the surface.
- Cirsotome** (*sir'-so-tom*) [κίρσός, a varix; τομή, a cutting]. A cutting instrument for the operation of cirsotomy.
- Cirsotomy** (*sir'-sol'-o-me*) [κίρσός, varix; τέμνω, to cut]. Excision of a varix.
- Cisma** (*sis'-mah*). Same as *Absus*.
- Cismatan** (*sis'-mat-an*). Same as *Absus*.
- Cissampelos** (*sis-am'-pel-os*) [κίσαος, ivy; ἄμπελος, a vine]. A genus of climbing menispermaceous plants. The root of *C. capensis*, of South America, is cathartic and emetic. *C. pareira*, of tropical America, false pareira brava (*y. r.*), is tonic and diuretic.
- Cistern** (*sis'-tern*) [*cisterna*, a vessel; receptacle]. 1. Any dilatation; reservoir. 2. Any dilatation of the space between the pia and arachnoid. The *cisterns* are true lymph-sacs. **C. of Pequet**. See *Receptaculum chyl.* **C. of the Cerebrum**. See *Cistern*, 2.
- Cisterna** (*sis-ter'-nah*) [L.]. Same as *Cistern*. **C. ambiens**, one of the pockets situated over the optic lobes. **C. magna**, a large cisterna where the arachnoid spreads across from the caudal border of the cerebellum to the oblongata. **C. perilymphatica**, in the ear, a large space adjacent to the foot-plate of the stapes.
- Cistus** (*sis'-tus*) [κίστος, the rock-rose]. A genus of plants of the order Cistaceæ, growing in the old world. **C. oreticus**, **C. cyprius**, **C. ladaniferus**, and **C. ledon** afford the drug ladanum, or ladanum.
- Citerior** (*si-te'-re-or*) [L., "hither"]. Brainward, centripetal, or afferent.
- Citrate** (*sit'-rat*) [*citrus*, citron-tree]. Any salt of citric acid.
- Citrene** (*sit'-ren*) [*citrus*, citron-tree], C₁₀H₁₆. Hesperidene; carvone. The oil of *Citrus aurantia*, and the chief ingredient of cedar oil, cumin oil, and dill oil. It occurs associated with pinene in lemon oil. It is an agreeable-smelling, colorless liquid, sp. gr. 0.846 at 20°, and boiling at 175–176°.
- Citric** (*sit'-rik*) [*citrus*, citron-tree]. Pertaining to or derived from lemons or citrons. **C. Acid**. See *Acid*.
- Citrine** (*sit'-rin*) [*citrus*, a lemon]. Yellow; of a lemon color. **C. Ointment**. See *Hydrargyrum*.
- Citronella** (*sit-ron-el'-ah*) [dim. of κίτρον, the citron-tree]. A fragrant grass. **C. Oil**, the essential oil of various grasses, mostly of the genus *Andropogon*; used chiefly as a perfume; antirheumatic. Unof.
- Citrus** (*sit'-rus*) [L.]. A genus of aurantiaceous trees. See *Aurantium*, *Bergamot*, *Lime*, *Limon*.
- Cittosis** (*sit-to'-sis*) [κίττα, κίσσα, pica]. Pica; a longing for strange or improper food.
- Civet** (*siv'-et*) [ME.]. A semi-liquid, unctuous secretion from the anal glands of *Viverra civetta*, *V. zibetha*, and *V. rasse*, carnivorous old-world animals, themselves called civets. It is now used as a perfume; formerly as an antispasmodic and stimulant, like musk. Unof.
- Civiale's Operations**. See *Operations*, Table of.
- Clacking Pivot, or Tenon** (*klak'-ing piv'-ot*). Clack pivot; a method of attaching an artificial crown to the root of a natural tooth; it was invented by Magiola.
- Cladocarpus** (*klad-o-kar'-pus*) [κλάδος, a branch; καρπός, fruit]. In biology, having the fruit borne at the end of short lateral branches.
- Cladoceros** (*klad-os'-er-us*) [κλάδος, a branch; κέρασ, horn]. In biology, with branched antennæ.
- Cladode** (*klad'-od*) [κλάδος, a branch; ἴδιος, form]. In biology, branch-like. See *Phyllocladum*.
- Cladodont** (*klad'-o-dont*) [κλάδος, a branch; ὄδον, tooth]. Same as *Hybdodont*.
- Cladonea** (*klad'-o'-ne-ah*) [κλάδος, a branch]. A genus of lichens. **C. rangiferina**, the reindeer-moss; a lichen that grows extensively in Asia, Europe and N. America. It is used as a food in famine-seasons, and is locally distilled, affording an alcoholic spirit.
- Cladophyl** (*klad'-o-phil*) [κλάδος, a branch; φύλλον, a leaf]. In biology, a branch that in form mimics a leaf. Same as *Cladode*.
- Cladoptosis** (*klad'-op-to'-sis*) [κλάδος, a branch; πίπτειν, to fall]. In biology, the annual falling of twigs bearing leaves instead of the leaves alone.
- Cladose** (*klad'-os*) [κλάδος, a branch]. In biology, ramose or branched.
- Cladotrix** (*klad'-o-thriks*) [κλάδος, branch; τριξ, a hair]. A genus of bacteria, having long filaments, in pseudo-ramifications, with true spores. See *Bacteria*, *Synonymatic*, Table of.
- Clairaudience** (*klar-aw'-de-us*) [Fr. *clair*, clear; *audience*, hearing]. The alleged telepathic hearing of sounds uttered at a great distance.
- Clairvoyance** (*klar-voi'-ans*) [Fr. *clair*, clear; *voir*, to see]. The alleged ability (in certain states), to see things not normally visible; the pretended ability to see the internal organs of a patient, and thus diagnose his ailments.
- Clamp** (*klamp*) [Ger. *Klampe*]. An instrument for compressing the parts in surgical operations, to fix them or to prevent hemorrhage, etc. **C., Gaskell's**, an instrument applied over the heart so that the pulsation of the auricles and ventricles may be separately registered; it is used in the study of cardiac pulsation.
- Clang** (*klang*) [κλάγγη, a clang]. A sharp metallic sound; a hoarse voice. **C.-deafness**, a defect of hearing in which sounds are heard, but their more delicate qualities are not perceived. **C.-tint**, the *timbre*, or delicate shading of a tone. See *Timbre*.
- Clap** (*klap*) [OF., *clapoir*, a venereal sore]. Gonorrhœa. **C.-threads**, characteristic slimy threads in the urine of gonorrhœal cystitis.
- Clapotage** (*klah-po-tahzh'*) [Fr.]. The splashing sound of a liquid in succession.
- Clapping** (*klap'-ing*). See *Percussion* and *Tapotement*.
- Clapton's Lines**. See *Lines*, Table of.
- Claquement** (*klahk'-mon(z)*) [Fr., clapping, slapping]. 1. In massage, percussion with the flat of the hand. 2. The clack, or flapping sound caused by sudden closure of the heart-valves.
- Claret** (*klar'-et*) [*clarus*, clear]. A wine of a light-red color. **C.-red**. See *Pigments*, *Conspectus of*. **C. Stain**. Same as *Neris maternus*.
- Clarificant** (*klar'-if-ik-ant*) [*clarus*, clear]. A substance used for the purpose of clearing solutions turbid from insoluble matter.
- Clarification** (*klar'-if-ik-a'-hun*) [*clarus*, clear; *facere*, to make]. The operation of removing the turbidity of a liquid or naturally transparent substance. It may be accomplished by allowing the suspended matter to subside, by the addition of a clarificant or substance that precipitates suspended matters, or by moderate heating. See *Fining*.
- Clarify** (*klar'-if-i*) [*clarus*, clear; *facere*, to make]. To free a liquid or solution from insoluble or heterogeneous substances. To make clear.
- Clarifying** (*klar'-if-i-ing*) [*clarus*, clear; *facere*, to make]. Clearing; purifying. **C. Reagent**, any preparation used for purifying microscopic and anatomic preparations that have been mounted in gummy media. Oil of cloves, turpentine, creasote, xylol, and oil of bergamot are the chief.

Clarionet-player's Cramp. See *Cramp*.

Clark's Operation. See *Operations, Table of*. **C.** (Alonzo), Sign. See *Signs and Symptoms, Table of*.

Clarke's Corroding Ulcer. An ulcer of the cervix uteri that shows a tendency to spread. **C. Inter-medio-lateral Tract.** See *Column of*. **C. Posterior Vesicular Column.** See *Column of*. **C. Process.** See *Water, S. form, of*. **C. Rule,** a rule for dosage. The dose is to be graded by the weight of the child. One hundred and fifty pounds is taken as the weight of an average human adult, and in order to obtain the fractional dose this number serves for the denominator of a fraction whose numerator corresponds to the weight of the child in avoirdupois pounds. Thus, the formula for a child of 50 pounds would be $\frac{50}{150}$ or $\frac{1}{3}$ of the dose for the adult.

Clasmacytosis (*klas-mah-si-t'oh-sis*). Same as *Clasmatocytosis*.

Clasmatocyte (*klas-mah'-oh-sit*) [*κλάσμα*, fragment; *κύτταρο*, cell]. A form of very large connective-tissue corpuscles that tend to break up into granules or pieces.

Clasmatocytosis (*klas-mat-oh-si-t'oh-sis*) [*κλάσμα*, a fragment; *κύτταρο*, a cell]. The breaking up of clasmatocytes, and the formation of islands of granules from their debris.

Clasp (*klas-p*) [ME., *clasp*, to grasp firmly]. In mechanical dentistry, a hook fitted to a tooth and designed for the retention of a dental substitute or other apparatus to be worn in the mouth. In biology, an apparatus at the end of the male abdomen in certain insects, intended to grasp the female. **C.-knife** Rigidity, a reflex spasmodic action of the legs from increased myotatic irritability, as a result of which extension is, as it were, completed with a "spring," as in the knife.

Classification (*klas-if-ik-ah'-shun*) [*classis*, a class; *facere*, to make]. An orderly arrangement of names, objects, diseases, etc., according to their properties and peculiarities.

Clastothrix (*klas'-to-thriks*). Synonym of *Trichorrhaxis nodosa*.

Clathrate (*klath'-rat*) [*κλάθηρα*, a lattice]. In biology, latticed; a name given by Mohl to cribriform cells; also written clathroid.

Clathrocystis (*klath-ro-sis'-tis*) [*κλάθηρα*, a trellis; *κύστις*, pouch]. A genus of microbes with round or oval cells, forming zoogloae in the form of circular layers. See *Bacteria, Synonymatic Table of*.

Clathrose (*klath'-ros*) [*κλάθηρα*, a lattice]. In biology, having deep furrows crossing at right angles.

Claudication, or Claudicatio (*klaw-dik-ah'-shun*, *κλαδικασιον*) [*claudicare*, to halt or limp]. The act of limping; lameness.

Claudius, Doctrine of. The doctrine that, in the production of fetal monstrosities, attributes the atrophic changes primarily to the reversal and impairment of the circulation, consequent upon the overpowering vigor of the stronger fetus. **C., Cells of,** the outer epithelial layer of the ducts of the cochlea.

Claustrophobia (*klas'-tro-fo-be-ah*) [*claustra*, a bolt; *φοβος*, fear]. Mental distress at being in any room or confined space; claustrophobia.

Clastrum (*klas'-trum*) [*claudere*, to shut; *pl., Clastrum*]. A lamina; applied to several apertures that may be closed by constriction. Also, a layer of gray matter in the cerebrum near the lensular nucleus.

Clausura (*klas'-ur-ah*) [L.] Closure; atresia; as of a passage. **C. tubalis,** closure of a Fallopian tube. **C. uteri,** an impervious state of the uterine cervix.

Clava, Clavola, or Clavolet (*klav'-voh, klav'-voh-lah, or klav'-oh-let*) [*clava*, a club]. 1. In biology, clubbed

at the end, as the antennæ of certain insects. 2. See *Funiculus gracilis*.

Clavate (*klav'-at*) [*clava*, a club.] In biology, club-shaped. Applied to a stigma, antenna, or other organ that is thick toward the apex and gradually narrowed toward the base.

Clavation (*klav'-ah-shun*) [*clavatio*; *clavus*, a nail]. Same as *Gomphosis*.

Clavelization (*klav'-el-iz-ah'-shun*) [Fr., *clavelée*, sheep-pox]. Inoculation with sheep-pox virus; ovination.

Claven, or Claviculen (*klav'-ven, klav'-vik'-u-len*) [*clavis*, a key]. Belonging to the clavicle in itself.

Claviceps (*klav'-is-eps*) [*clava*, club; *caput*, head]. A genus of fungi. **C. purpurea,** the fungus producing the ergot of rye.

Clavicle (*klav'-ik-1*) [*clavicula*; *clavus*, a key]. The collar-bone. See *Bones, Table of*.

Clavicular (*klav'-ik'-u-lar*) [*clavus*, a key]. Relating to the clavicle.

Clavilla marginales (*klav'-il'-ah mar-jin-ah'-ez*) [L.]. The "olfactory clubs" or marginal clubs in *Medusæ*; also called *Cordyli marginales*.

Clavula (*klav'-u-lah*) [*clava*, a club]. In biology, applied to various clubbed organs; as, a knobbed bristle in echinoderms, or the swollen receptacle of some fungi.

Clavus (*klav'-vus*) [*clavus*, a nail, a wart, a corn]. Corn; a hyperplasia of the horny layer of the epidermis, in which there is an ingrowth as well as an outgrowth of horny substance, forming circumscribed epidermal thickenings, chiefly about the toes. Corns may be *hard* or *soft*, the latter being situated between the toes, where they are softened by maceration. Both forms are due to pressure and friction. **C. hystericus,** a local neuralgic pain in hysteria, anemia, etc., in the head, as if a nail were being driven in.

Claw (*klaw*) [AS., *clawon*, a claw]. The stalk, or contracted base of a petal. In biology, the hooked limb or appendage of an animal. **C.-hand,** a condition of the hand characterized by over-extension of the first phalanges and extreme flexion of the others. The condition is a result of atrophy of the interosseous muscles, with contraction of the tendons of the common extensor and long flexor. (French, *main-en-griffe*.)

Clayed Sugars (*klad sug'-arz*). Sugars that have been freed from the dark molasses by covering them in moulds by moist clay, which allows of a gradual washing and displacement of the adhering syrup.

Cleaning (*klen'-ing*) [ME., *clensen*, to make clean]. Cleansing; removal of dirt; purifying. **C. Mixture for Glass, 1.** Potassium bichromate 2 parts, water 10 parts, sulphuric acid 10 parts; dissolve the potassium in the water with heat, pour into a warm bottle, add the sulphuric acid slowly and at intervals. 2. Nitric acid (conc.) 2 parts, sulphuric acid 3 parts.

Cleanings (*klen'-zingz*) [ME., *clensu*, to clean]. The lochia.

Clearer (*kler'-er*). See *Clearing Mixture*.

Clearing (*kler'-ing*) [ME., *cleren*, to make clear]. Clarification; making clear. See *Fining*. **C. Agent,** a substance used in microscopy to render tissues transparent and suitable for mounting. *To replace alcohol in a dehydrated section,* creasote, turpentine, xylol, and the oils of bergamot, cedar, cloves, and organum are used. *For celluloid sections,* Bergamot or cedar oil or creasote is preferable. *Before mounting vegetable sections,* glycerin, solution of carbolic acid, liquor potassæ, alcoholic solution of potash, liquor ammoniæ, solution of chloral hydrate, Javelle water, Labarraque's solution, are used. See *Stains, Table of*. **C. Mixture,** a fluid used in microscopy for rendering sections trans-

parent after dehydration. It must be miscible with the mounting medium. A very satisfactory and generally applicable mixture is the following : Carbolic acid crystals 4 parts, rectified oil of turpentine 6 parts.

Cleavage (*kle'-vaj*) [ME., *cleven*]. 1. The linear clefts in the skin indicating the general direction of the fibers. They govern to a certain extent the arrangement of the lesions in skin-diseases. The lines of cleavage run, for the most part, obliquely to the axis of the trunk, sloping from the spine downward and forward; in the limbs they are mostly transverse to their longitudinal axis. 2. A mode of cell-division.

Cleavers (*kle'-verz*). See *Galium aparine*.

Cleft (*kleft*) [ME., *clift*]. 1. A fissure; crevice. 2. The crotch, or point of junction of the legs. 3. In botany, divided half-way, as a leaf. **C. Face**. See *Schistoprosopia*. **C., Ocular**, a fissure in the embryo, leading from the mouth to the eye. It is situated between the fronto-nasal process and the superior maxillary plate. **C., Olfactory**. See *Olfactory*. **C. Palate**, a congenital malformation of the palate, usually occurring with hare-lip. **C. Sternum**, congenital fissure of the sternum. **C., Visceral**, or *Branchial*. The four slit-like openings on each side in the cervical region in the fetus, sometimes called the *Branchial openings*. The slits close (in the human fetus), except the upper, from which are developed the auditory meatus, tympanic cavity and Eustachian tube. See *Branchial Clefts*.

Cleidal (*kli'-dal*) [*κλεις*, clavicle]. Relating to the clavicle; clavicular.

Cleido- (*kli'-do-*) [*κλεις* the clavicle]. A prefix, meaning a relation to the clavicle.

Cleido-hyoid (*kli'-do-hi'-oid*) [*κλεις*, clavicle; *ἵοειδής*, shaped like the letter upsilon]. Relating to the clavicle and the hyoid.

Cleido-mastoid (*kli'-do-mas'-toid*) [*κλεις*, the clavicle; *μαστός*, the breast; *εἶδος*, like]. Pertaining to the clavicle and to the mastoid process.

Cleistocarp (*khis'-to-karp*) [*κλειστός*, that may be closed; *καρπός*, fruit]. In biology, an ascocarp in which the spores are completely enclosed and from which they escape by the rupturing of its walls.

Cleistogamy (*khis-tog'-am-e*) [*κλειστός*, that may be closed; *γάμος*, marriage]. In biology, self-fertilization in closed flowers.

Cleithrophobia (*kli-thro-fol'-be-ah*) [*κλειθρον*, a bolt; *φόβος*, fear]. Same as *Claustrophobia*, but a better formed word.

Clematin (*klem'-at-in*) [*κληματίς*, clematis]. An alkaloid from *Clematis vitalba*.

Clematis (*klem'-at-is*) [*κληματίς*, clematis]. A genus of ranunculaceous plants of many species, most of which are acrid or poisonous. **C. corymbosa** is powerfully irritant and resistant. **C. crispa** and **C. erecta** are diuretic and diaphoretic, and are said to be antisiphilitic. **C. viorna**, **C. virginica**, and **C. vitalba** are similar in properties to *C. erecta*.

Clemens' Solution. See *Arsenium*.

Clemot's Operation. See *Operations, Table of*.

Cleptomani (*klep-to-mal'-ne-ah*). See *Kleptomania*.

Cleptophobia (*klep-to-fol'-be-ah*). See *Kleptophobia*.

Clergyman's Sore-Throat. A chronic hypertrophic form of pharyngitis, with more or less enlargement of the tonsils and lymph-follicles of the posterior wall, due to excessive and improper use of the voice. Dysphonia clericorum. See also *Pharyngitis, Granular*.

Clerk-Maxwell's Experiment. See *Löwe's Ring*.

Clethrophobia (*kleth-ro-fol'-be-ah*) [*κλειθρον*, a bar, bolt; *φόβος*, fear]. Same as *Claustrophobia*.

Clevenger's Fissure. See *Fissures, Table of*.

Clichy White. Same as *White Lead*.

Clicking Sounds (*kl'k-ing soundz*). Peculiar sharp sounds heard in auscultating the apex of a tuberculous lung. They indicate the commencement of softening in a tuberculous deposit. See *Kähl*.

Cliff-Rose (*klij'-roz*). See *Abon-encl*.

Climacteria (*kli-mak-ter'-re-ah*). Syn. of *Menopause*.

Climacteric (*kli-mak-ter'-ik*, or *kli-mak'-ter-ik*) [*κλιμακτήριον*, the round of a ladder]. A period of the lifetime at which the system was believed to undergo marked changes. These were at yearly periods divisible by seven. **C. Age**, puberty; also in women the time of cessation of the catamenia. **C., Grand**, the 63d year, also the 81st year. **C. Dentition**. See *C. Teething*. **C. Insanity**. See *Insanity*. **C. Teething**, the development of teeth at a very late period of life, after the loss of those of the second dentition, and usually between the sixty-third and eighty-first year, the grand climacteric years of the Greek physiologists.

Climate (*kli'-mat*) [*κλίμα*, a region, or zone, of the earth]. The sum of those conditions in any region or country that relate to the air, the temperature, moisture, sunshine, winds etc., especially in so far as they concern the health or comfort of mankind. Climate is an essential factor in the production of or modification of certain diseased conditions. This influence depends upon the nearness of the country to large bodies of water, its altitude above the sea-level, the peculiarities of its atmosphere, the nature and composition of its soil and subsoil, and the character of its vegetation. The most equable climate is that of the ocean, and next from a therapeutic point of view stands the sea-coast. The climate of mountains is especially lauded for the treatment of pulmonary disease. Its value consists in the rarefaction of the atmosphere and the freedom from particles and germs. Climate also plays an important part in the management of hay-fever and other diseases.

Climatic (*kli-mat'-ik*) [*κλίμα*, a region or zone of the earth]. Pertaining to climate.

Climatology (*kli-mat-ol'-o-je*) [*κλίμα*, climate, a clime; *λόγος*, science]. The science of climate.

Climatotherapy (*kli-mat-o-ther'-a-je*) [*κλίμα*, clime; *θεραπεία*, a waiting on]. The employment of climatic measures in the treatment of disease.

Climbing Staff-tree. False Bitter-sweet. The bark of the root of *Celastrus scandens*, alterative, diuretic and slightly narcotic. It has been advantageously employed in syphilitic and scrofulous affections. Dose of fld. ext. ʒj-ij. Unof. See *Celastrus*.

Clinandrium (*klin-an'-dre-um*) [*κλιν*, a bed; *άνδρ*, a man]. In biology, a cavity at the apex of the column in orchids in which the anthers rest. This is also called the *Androelinium*.

Clinanthem (*klin-an'-the-um*) [*κλιν*, bed; *άνθος*, a flower]. In biology, the receptacle of a composite plant.

Clinic (*klin'-ik*) [*κλινικός*, pertaining to a bed]. 1. Medical instruction given at the bedside, or in the presence of the patient whose symptoms are studied and whose treatment is considered. 2. A gathering of instructors, students, and patients, for the study and treatment of disease.

Clinical (*klin'-ik-al*) [*κλινικός*, pertaining to a bed]. Relating to bedside treatment, or to a clinic.

Clinician (*klin-ish'-an*) [*κλινικός*, pertaining to a bed]. A physician whose opinions, teachings, and treatment are based upon experience at the bedside; a clinical instructor; one who practises medicine.

Clinicist (*klin'-is-ist*) [*κλινικός*, pertaining to a bed]. A clinician.

- Clinocephalia** (*kli'no-sef'al-le-ah*) [*κλίση*, bed; *κεφαλή*, head]. Abnormal flatness of the top of the head.
- Clinocephalous** (*kli'no-sef'al-us*) [*κλίση*, bed; *κεφαλή*, head]. Having the top of the head abnormally flat.
- Clinodactylous** (*kli'n-dak't-il'us*) [*κλίω*, to flex or lie; *δάκτυλος*, finger]. Pertaining to an abnormal flexure, deviation or curvature of the fingers or toes.
- Clinoid** (*kli'n-oid*) [*κλίση*, a bed; *ἴδιος*, likeness]. Resembling a bed; applied to sundry bony structures of the body, as the clinoid processes, plate, walls, etc.
- Clinostat** (*kli'no-stat*) [*κλίω*, to incline; *σταθός*, placed]. An apparatus for regulating the exposure of plants to the sunlight.
- Clip** (*kli-p*). See *Clippers*.
- Clire**, or **Clyers** (*kli'er*, or *kli'er-er*) [I. dial.]. Tuberculous disease of cattle. See *Clireosis*.
- Cliseometer** (*kli-se-o-m'e-ter*) [*κλίση*, inclination; *μέτρον*, a measure]. An instrument for measuring the degree of inclination of the pelvic axis.
- Clistocarpous** (*kli-sto-kar'us*) [*κλίω*, that can be closed; *καρπός*, fruit]. In biology, having a closed capsule, as certain mosses.
- Clithrophobia** (*kli-thro-f'oh-ah*). Same as *Cleithrophobia*.
- Clitoralgia** (*kli'to-ral'gi-ah*) [*κλίτορίς*, the clitoris; *αλγία*, pain]. Pain referred to the clitoris.
- Clitoridectomy** (*kli'to-ri-d'ek-to-m'e*) [*κλίτορίς*, clitoris; *ἔκτομη*, excision]. Excision of the clitoris.
- Clitoris** (*kli'to-ri-s*) [*κλίτορίς*, clitoris]. The homologue in the female of the penis, attached by two crura or branches to the ischio-public rami, which meet in front of the pubic joint to form the body, or *corpus*. The so-called "gland" is such only in appearance and name. **C. Crises**, paroxysms of sexual excitement in women suffering from tabes.
- Clitorism** (*kli'to-ri-z'm*) [*κλίτορίς*, the clitoris]. 1. Enlargement or hypertrophy of the clitoris. 2. Tribadism.
- Clitoritis** (*kli'to-ri'tis*) [*κλίτορίς*, clitoris; *τις*, inflammation]. Inflammation of the clitoris.
- Clitorotomy** (*kli'to-ri-to-m'e*). Incision of the clitoris.
- Clitorrhagia** (*kli'to-ri-al'gi-ah*) [*κλίτορίς*, clitoris; *ῥαγία*, to burst]. Hemorrhage from the clitoris.
- Clivus** (*kli'vus*) [L., a slope]. A slope. **C. Ossis**, or **C. of Blumenbach**, the slanting surface of the body of the sphenoid between the dorsum selke and the basi occipital.
- Cloaca** (*kl'ak-ah*) [*cloaca*, a sewer]. 1. In early fetal life, the common orifice of the intestine and the allantois. 2. In surgery, the long canal of escape of pus from a necrotic sequestrum. 3. In biology, the chamber into which open the large intestine and urogenital ducts of birds, amphibians and monotremata.
- Cloacal** (*kl'ak'al*) [*cloaca*, a sewer]. Pertaining to or serving as a cloaca.
- Clonic** (*kl'ni-ik*) [*κλόνος*, commotion]. Applied to convulsive and spasmodic conditions of muscles in which alternate contractions and relaxations occur involuntarily.
- Clonici** (*kl'ni-ki*) [L.]. Diseases marked by clonic spasms.
- Clonism**, **Clonismus** (*kl'ni-z'm*, *kl'ni-z'm-us*) [*κλόνος*, commotion]. A clonic spasm; clonospasm.
- Clonospasm** (*kl'ni-os-paz-m*) [*κλόνος*, commotion; *σπασμός*, a spasm]. A clonic spasm.
- Clonus** (*kl'nu-s*) [*κλόνος*, commotion]. Involuntary, reflex, irregular contractions of muscles when put suddenly upon the stretch. According to the part stimulated, the phenomenon is spoken of as *ankle, foot, nuchal*, or *oculo-cervical*, etc. See *Kellogg's, Table of*. It is a valuable diagnostic sign in certain lesions of the spinal cord. **Cathodal closure clonus**, and **Catho-**
- dal opening clonus**, etc. See *Contraction*. See *Ankle C.*, *Wrist C.*, etc.
- Clopemania** (*kl'o-pe-ma't-ne-ah*) [*κλόπη*, robbery; *μανία*, mania]. See *Kleptomania*.
- Cloquet, Angle of**. See *Angle C.*, **Canal of**. See *Canals*, and *Hyaloid Artery C.*, **Fascia of**, the septum crurale, *q. v.* **C., **Ganglion of**. See *Ganglia, Table of C.*, **Hernia of**. See *Hernia*, and *Diseases, Table of C.*, **Needle Test of**. See *Death, Signs of C.*, **Operation of**. See *Operations, Table of C.*, **Pseudoganglion of**. See *Pseudoganglion*.**
- Closing Tetanus** (*kl'o-zing tet-an-us*). See *Galvanotonus*.
- Clostridial** (*kl'o-strid'e-al*) [*κλωστήρ*, a spindle]. Referring to spindle-shaped bacilli and especially to the agent of the butyric acid fermentation.
- Clostridium** (*kl'o-strid'e-um*) [*κλωστήρ*, a spindle; *πλ.*, *Clostridia*]. A genus of bacteria, differing from bacilli in the fact that their spores are formed in characteristically enlarged rods. See *Bacillus butyricus*, under *Bacteria*.
- Closure** (*kl'o-zür*) [*clausura*, a closing]. The act of completing or closing an electric circuit. According as a closure is anodal or cathodal, its effects may so differ as to give it a marked significance in diagnosis.
- Clot** (*klot*) [ME., *clot*, a round mass]. A coagulum, especially that of blood; a crassamentum. See *Thrombus*, *Embolism*. **White clots** are formed of the pure fibrin of white corpuscles and of blood-plaques. If the white clot has become slightly stained with red blood-cells, it becomes yellowish (*chicken-fat clot*); if it be red and soft, it is a *currant-jelly clot*. **Stratified clots** contain layers of more than one variety. **C.**, **Distal**, a clot formed in a vessel beyond the seat of ligature. **C.-districts**, the small divisions into which a clot is broken by the dissemination through it of the fibroblastic plasma-corpuscles. **C.**, **Proximal**, the clot formed in a vessel above the seat of ligature.
- Clotbur** (*klot'-* or *klot'-bur*). The leaves of *Xanthium strumarium*, much used as a domestic remedy for bites of poisonous insects and venomous serpents. Also an active styptic. Dose of the fluid extract ʒj-ij. Unof. See also *Spiny Clotbur*.
- Clottage of the Ureters**. An operation proposed in case of hematuria from a kidney hopelessly crushed or with advanced carcinoma. The procedure consists in blocking or corking up the ureter with a clot.
- Cloudberry** (*klowd'-ber-er*). The leaves of *Rubus chamaemorus*, used in Russia as a diuretic. Dose ʒj to a cupful of boiling water. Unof.
- Cloudy Swelling**. Parenchymatous degeneration; a swelling up of the elements of a tissue by imbibition or accretion, a form of hypertrophy with a tendency to degeneration.
- Clove** (*klow*). See *Caryophyllus*. **C.-hitch Knot**, a form of double-knot in which two successive loops are made close to one another on the same piece of cord or bandage, a half-twist being given to the junction of each loop at the time of making it. See *Knot*.
- Clover's Gas and Ether Inhaler**. See *Anesthetic*.
- Clownism** (*klow'n'izm*) [ME., *clowne*]. Charcot's term for that stage of hystero-epilepsy in which there is an emotional display and a remarkable series of contortions or cataleptic poses.
- Club** (*klub*) [ME., *club*, a club]. In biology, a broad ending of an antenna. **C.-foot**. See *Tulipes*. **C.-hand**, a deformity of the hand similar to that of club-foot.
- Clubbed Fingers** (*klubl fing'-gorz*). Knobbed deformity of the finger-ends, with curvature of the nails, seen in some cases of pulmonary and cardiac disease.

Clyers (*kli'-erz*). See *Clive* and *Kernels*.

Clypeate (*kli'p'-e-at*) [*clypeus*, a shield]. In biology, shaped like a buckler.

Clyster (*kli's'-ter*) [*κλύστρον*, an injection]. An enema.

Cnemis (*ne'-mis*) [*κνήμη*, a legging]. The tibia or shin-bone.

Cnemitis (*ne-mi'-tis*) [*κνήμη*, shin; *τις*, inflammation]. Inflammation of the tibia.

Cnicin (*ni'-sin*) [*κνίκος*, a plant of the thistle kind], $C_{12}H_{20}O_4$. A crystalline bitter substance found in *Blessed Thistle*.

Cnidoblast (*ni'-do-blast*) [*κνίδη*, a nettle; *βλαστός*, a germ]. In biology, the budding thread-cell or urticating cell.

Cnidocell (*ni'-do-cell*) [*cnida*, a nettle; *cella*, a cell]. In biology, a clustered, nematocyst, or urticating cell.

Cnidocil (*ni'-do-sil*) [*cnida*, a nettle; *cilium*, an eyelash]. In biology, the thread of a nematocyst.

Cnidophorous (*nid-ōf'-or-us*) [*κνίδη*, a nettle; *φέρω*, to bear]. In biology, bearing lasso-cells or nematocysts.

Cnidosis (*ni-dō'-sis*) [*κνίδη*, nettle]. Urtication; nettle-rash.

Coacervate (*ko-as-er-v'-at*) [*coacervare*, to heap up]. In biology, clustered, bunched; said of grains or flowers.

Coach (*kōch*). See *Quizzer*.

Coachmen's Cramp. See *Cramp*.

Coadnate (*ko-ad'-nat*) [*con*, together; *adnatus*, bunched]. In biology, clustered.

Coagulant (*ko-ag'-u-lant*) [*coagulare*, to curdle]. 1. Causing the formation of a clot or coagulum. 2. A coagulating agent.

Coagulated (*ko-ag'-u-la-ted*) [*coagulare*, to curdle]. Clotted; curdled. **C. Proteids**, a class of proteids produced by heating solutions of egg albumin or serum-albumin globulin suspended in water or dissolved in saline solutions, up to 100° C. At the body-temperature they are readily converted into peptones by the action of the gastric juice in an acid, or of pancreatic juice in an alkaline medium.

Coagulation (*ko-ag'-u-la'-shun*) [*coagulatio*, a clotting]. The formation of a coagulum or clot, as in blood or in milk.

Coagulative (*ko-ag'-u-la-tiv*) [*coagulare*, to curdle]. Causing or marked by coagulation. **C. Necrosis**. See *Necrosis*.

Coagulum (*ko-ag'-u-lum*) [*coagulare*, to curdle; *pl.*, *Coagula*]. Clot. The mass of fibrin, enclosing red and colorless corpuscles and serum, that forms from the plasma of the blood after the latter has been drawn from the body. Also, the curd of milk, and the insoluble form of albumin.

Coal (*kōl*) [ME., *colē*]. A solid and more or less distinctly stratified mineral, varying in color from dark-brown to black, brittle, combustible, and used as a fuel; not fusible without decomposition, and very insoluble. **C., Anthracite**, the hard variety of coal, used largely as a heating-agent. It contains but little hydrogen, and is mainly (over 90 per cent.) composed of pure carbon. **C., Bituminous**, is black or grayish-black in color, of a resinous luster, and somewhat friable, being easily broken into cubical fragments of more or less regularity; upon ignition it burns with a yellow flame. When heated to bright redness in retorts or ovens, free from the access of air, the volatile matter, composed of carbon compounds of hydrogen and oxygen with water, passes off. It is used in the manufacture of gas. **C., Cannel** is much more compact than gas or coking coals, duller in appearance, possessing a grayish-black to brown color, and burning with a clean candle-like flame. It does not soil the hands, and is not readily

fractured. **C., Brown**, or **Lignite**, appears to occupy an intermediate position between the bituminous coals and wood. It retains the ligneous structure of the material from which it is formed, hence the name *Lignite*. The vegetable remains are in a great many cases quite distinct. The color varies from yellowish-brown in the earthy, to black in the more compact, coal-like varieties. It does not yield coke. It is used as fuel in some localities. *Peat*, or *Turf*, occurring in large areas in Ireland and in some parts of Europe, consists of the decayed remains of certain forms of plants. It has been destructively distilled for tarry products, without profit, however. **C.-miner's Lung**. See *Miner's Lung*. **C.-tar**, a by-product in the manufacture of illuminating gas; it is a black, viscid fluid of a characteristic and disagreeable odor. The specific gravity ranges from 1.10 to 1.20. Its composition is extremely complex, and its principal constituents are separated, one from the other, by means of fractional distillation. **C.-tar Colors**. See *Pigments, Colors, and Dyestuffs*.

Coalescence (*ko-al-es'-ens*) [*coalescere*, to grow together]. The union of two or more parts or things.

Coaptation (*ko-ap-ta'-shun*) [*con*, together; *aptare*, to fit]. The proper union or adjustment of the ends of a fractured bone, the lips of a wound, etc.

Coarctate (*ko-ark-tat*) [*coarctare*, to press together]. Crowded together.

Coarctation (*ko-ark-ta'-shun*) [*coarctare*, to put together]. A compression of the walls of a vessel or canal, thus narrowing or closing the lumen; reduction of the normal or previous volume, as of the pulse; shrivelling and consequent detachment, as of the retina. A stricture.

Coarctotomy (*ko-ark-tot'-o-me*) [*coarctatus*, constricted; *τεμνω*, to cut]. The cutting of a stricture.

Coarse (*kōrs*) [ME., *course*]. Not fine; gross. **C. Adjustment**. See *Adjustment*. **C. Features of Disease**, macroscopic organic lesions, such as tumor, hemorrhage, etc.

Coarticulation (*ko-ar-tik-u-la'-shun*) [*con*, together; *articulare*, to join, articulate]. A synarthrosis.

Coat (*kōt*) [*cottus*, a tunic]. A cover, or membrane covering a part or substance. **C., Buffy**, the upper fibrinous layer of the clot of coagulated blood, marked by its color, and absence of red-corpuscles.

Coates's Operation. See *Operations, Table of*.

Coating (*kōt'-ing*) [*cottus*, a tunic]. A covering, as of a wound, the tongue, etc. **C. of the Tongue**, a condition of the tongue indicative of abnormality of the digestive tract. **C. of Pills**, a covering of various substances to conceal the taste in swallowing.

Cobalt (*kōl'-bairlt*) [*Kobold*, a German mythologic goblin]. A tough, heavy metal having some of the general properties of iron. Its oxides have been employed in medicine, but are now very little used. See *Elements, Table of*. **C.-blue**. See *Pigments, Conspectus of*. **C.-green**. Same as *Rinnmann's Green*. **C.-red**. See *Pigments, Conspectus of*. **C.-ultra-marine**. Same as *Cobalt-blue*. **C.-yellow**. See *Pigments, Conspectus of*.

Cobweb (*kōl'-web*) [ME., *cobweb*, a spider's web]. *Tela aranea*, spider's web. The web of a common house spider, *Tegoneria domestica*. It is a styptic recommended for bleeding after tooth-extraction, and in pulmonary tuberculosis, in 30-grain doses. It forms a serviceable moxa, with the aid of the blowpipe.

Coca (*kō'-kah*). See *Erythroxyton*.

Cocain (*kō'-kah-in*, or *kō'-kän*) [S. A., *coca*], $C_{17}H_{21}NO_4$. The chief alkaloid extract of *Erythroxyton coca*. It is at first stimulant and afterward narcotic, and resembles *caffein* in its action on the nerve-centers, and

atropin in its effects on the respiratory and circulatory organs. Its long-continued use (*cocain-habit*) is followed by insomnia, decay of moral and intellectual power, emaciation, and death. Locally, it is a powerful anesthetic in a limited area of surface. It acts most rapidly on mucous tissues. Applied to the conjunctiva of the eye it causes also dilatation of the pupil and paralysis of the function of accommodation. Applied to the tongue it temporarily destroys the sense of taste. Dose gr. $\frac{1}{8}$ - $\frac{1}{2}$. See also *Anesthetic*. **C.-Bug**, an imaginary insect which cocaine-maniacs frequently think they are infested with; a belief that is probably due to some fermentation sense-perversion. **C., Ceratum**, 1 in 3, for burns, etc. **C. Citras**, used in dentistry to ease aching teeth. **C. Hydrochloras**, or chlorid of cocain, $C_{17}H_{21}NO_4Cl$, more properly cocain chlorid, most commonly used for local anesthesia in 2-8 per cent. solution. Dose, internally, gr. $\frac{1}{2}$ - $\frac{1}{2}$. **C. Hydrochlorat., Liqueur** (B.P.). Dose $\frac{1}{2}$ - $\frac{1}{2}$. **Injectio C. Hydrochlorat., Hypoderm.**; 1 grain in 20 minims. **C., Lamellæ** (B.P.), each containing gr. $\frac{1}{15}$ of cocain hydrochlorate. **C. Oleas**, a 10 per cent. solution in oleic acid, for external use. **C. Phenas** or **Carbolas**, a topical application in catarrhs and in rheumatism. Used as a five to ten per cent. alcoholic solution, also internally, gr. $\frac{1}{2}$ - $\frac{1}{2}$.

Cocainism (*ko-ka'in-izm*) [S. Amer. *coca*]. The cocain-habit.

Cocainization (*ko-ka'in-iz-a'shun*) [S. Amer., *coca*]. The bringing of the system or organ under the influence of cocain.

Cocainomania (*ko-ka'in-o-ma'ne-ah*) [*cocain*; *mania*, madness]. The habit of using cocain; properly, insanity due to the cocain-habit.

Cocainomaniac (*ko-ka'in-o-ma'ne-ak*) [*cocain*; *mania*, madness]. One who is insane from the effects of cocain.

Cocamin (*ko'-kam-in*) [S. Amer. *coca*; *amin*], $C_{17}H_{21}NO_4$. Truxillin, or Isotropyl-cocain; an alkaloid from *coca*. It has active properties, but its physiologic effects are little known.

Coccaceæ (*kok-ka's'e-æ*) [Fr., *coccacées*; *kókkos*, a kernel]. A group of schizomycetous fungi, or bacteria, including as genera the *Micrococcus*, *Sarcina*, *Asco-coccus*, and *Leuconostoc*. The elements are normally spherical, reproduction usually taking place by division. Some writers place the genus *Leuconostoc* alone in this group; others exclude it entirely.

Coccidia (*kok-sid'-e-ah*) [*kókkos*, a berry]. The so-called *psorospermia*—minute oval structures about 0.035 mm. long, with a thick capsule and coarsely granular contents. They are frequently found in the liver of the rabbit, and have been found in the liver, in a pleuritic exudate, and in the kidney, ureter, and heart-muscle in man. The organism is more properly called *Coccidium oviforme*, while the spores that it forms are termed *psorospermie*.

Coccidiosis (*kok-sid'-e-ah*) [*kókkos*, a berry; *váσos*, disease]. The group of symptoms produced by the presence of coccidia in the body.

Coccidium (*kok-sid'-e-um*) [*kókkos*, a berry; *pl.*, *Coc-cidia*]. 1. In biology, applied (*a*) to the spore-bearing conceptacle of certain algae, and (*b*) to egg-shaped psorosperms. 2. A genus of protozoans, by some referred to as the so-called psorosperms (see *Psorosperm*). See *C. oviforme*. **C. oviforme** has been found in intestinal epithelium, and in the liver of man, and often in the liver of the rabbit. True coccidia are non-motile cell parasites. **C. sarkolytus**, the name given by Alankiewicz to the parasite of carcinoma.

Coccillana (*kok-sid'-en-thi*) [S. Amer.]. The bark of *Coccoloba*, of the W. Indies, a tree of the fam-

ily *Meliaceæ*, an emetic and purgative; in over-doses it is poisonous as an irritant narcotic. It acts locally upon the mucous membrane when directly applied or when absorbed. It is commended for bronchial catarrh. Dose of fl. ext. $\frac{1}{2}$ x- $\frac{1}{2}$ x. Unof.

Coccinella (*kok-sin-el'-ah*). See *Cochineal*.

Coccinellin (*kok-sin-el'-in*), or **Coccinellina** (*kok-sin-el'-in-na*). See *Carmin*.

Coccinin (*kok'-sin-in*) [*coccinus*, scarlet], $C_{14}H_{12}O_5$. 1. A substance obtained by heating carmic acid with potassium hydrate. It crystallizes in yellowish leaflets from an alcoholic solution. 2. A coal-tar color belonging to the azo-group. Same as *Nero Coccin* and *Phenol* *Kod*.

Coccobacteria (*kok-o-bak-te'-re-ah*) [*kókkos*, a kernel; *zaktyriov*, a little rod]. The rod-like or spheroidal bacteria found in putrefying liquids, and called *C. septica*. See *Bacteria*, *Synonymatic Table of*.

Coccoloba (*kok-ol'-o-bah*) [*coccolobis*, a kind of grape]. A genus of polygonaceous trees of tropical America. **C. uvifera**, the sea-side grape, has a hard and valuable wood, which, when boiled, yields what is called Jamaica kino.

Coccomelasma (*kok-o-mel-az'-mah*) [*kókkos*, berry; *μήλασμα*, blackness]. A granular dermal melanosis.

Cocculus (*kok'-u-lus*) [dim. of *coccus*, a berry]. A genus of menispermaceous plants of the tropics. **C. indicus**, is the dried fruit of *Anamirta cocculus*. It is an active narcotic poison, and is employed as a destroyer of vermin; its preparations have proved serviceable for headaches, dysmenorrhea, etc. See *Picrotoxin*.

Coccus (*kok'-us*) [*kókkos*, a berry]. 1. A cell or capsule. 2. In biology, (*a*) the separable carapels or mitlets of dry fruits; (*b*) a spherical bacterium, a micrococcus. **C. cacti**, the cochineal insect. See *Cochineal*.

Coccyalgia (*kok-se-ah'-je-ah*) [*kókkuz*, coccyx; *áγος*, pain]. Coccygodynia.

Coccydynia (*kok-so-din'-e-ah*). See *Coccygodynia*.

Coccygalgia (*kok-sig-ah'-je-ah*). See *Coccygodynia*.

Coccygeal (*kok-sij'-e-ah*) [*kókkuz*, coccyx]. Pertaining to the coccyx.

Coccygectomy (*kok-sig-ek'-to-me*) [*kókkuz*, coccyx; *ἐκτομή*, excision]. Surgical excision of the coccyx.

Coccygeus (*kok-sij'-e-us*) [*kókkuz*, coccyx]. One of the pelvic muscles. See *Muscles*, *Table of*.

Coccygodynia (*kok-sig-o-din'-e-ah*) [*kókkuz*, coccyx; *δύνη*, pain]. Pain referred to the region of the coccyx; confined almost exclusively to women who have given birth to children. The pain is due to a rupture or stretching of the ligaments surrounding the coccyx, or to fracture or dislocation of that bone.

Coccygotomy (*kok-sij-ot'-o-me*) [*kókkuz*, coccyx; *τομή*, a cutting]. Cutting of the coccyx.

Coccyx (*kok'-siks*) [*kókkuz*, the cuckoo (resembling the bill)]. The last bone of the spinal column, formed by the union of four rudimentary vertebrae. See *Bones*, *Table of*.

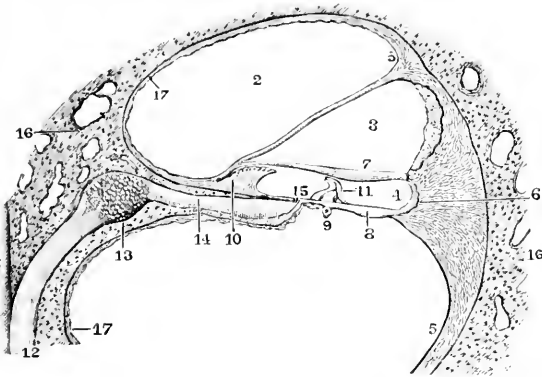
Cochenille [Fr.]. Same as *Cochineal*.

Cochia (*ko'-ke-ah*, or *ko'-che-ah*) [L.; of Gr. *κόκκιον*, a pill]. An old, but not obsolete, name for certain drastic and mainly aloetic pills (*pilula cochia*). The name *cochia* is now adjectival.

Cochin China (*kok'-chin chí'-nah*) [native Asiatic]. A country of lower Asia. **C. Diarrhea**, a form of tropical diarrhea dependent upon the presence in the intestine of a thread-worm, *Anguillula intestinalis*, and its larval offspring. **C. Leg.** Synonym of *Elephantiasis arabum*. **C. Ulcer**, an affection of Cochin China characterized by deep ulceration of the extremities. It is supposed to be the same as *Luruncululus orientalis*.

Cochineal (*koch'-in-el*, or *koch-in-el'*) [ME., *cutchaneal*]. The dried insects of a species of plant lice, *Coccus cacti*, parasitic upon a cactus of Mexico and Central America. It contains a rich red coloring-matter, *carmin*, used mainly as a dyeing agent. See *Pigments, Conspectus of*. It is thought to be valuable in infantile whooping-cough. Dose gr. $\frac{1}{5}$.

Cochlea (*koh'-le-ah*) [*κόχλιος*, a conch-shell]. A cavity of the internal ear resembling a snail-shell. It describes two and a half turns about a central pillar called the *modiolus* or *columnella*, forming the *spiral canal*, about $1\frac{1}{2}$ inches in length. The latter is divided into three canals or scales,—the *scala tympani*, *vestibuli*, and *media*. See also, *Ear*. 2. In botany, a coiled legume, like that of *Medicago*.



COCHLEA.

1. Scala tympani. 2. Scala vestibuli. 3. Anterior or triangular canal. 4. Posterior or quadrilateral canal. 5. Spiral ligament. 6. External spiral sulcus. 7. Membrana tectoria, or membrane of Corti. 8. Membrana basilaris. 9. Spiral vessel. 10. Limbus laminae spiralis. 11. Pillars of Organ of Corti. 12. Branch of cochlear nerve. 13. Ganglion spirale. 14. Branch of cochlear nerve between the lamellae of the lamina spiralis ossea. 15. One of the orifices by which this branch penetrates the canal of Corti. 16. Part of bony cochlea. 17. Lining periosteum. 18. Membrane of Reissner.

Cochlear (*koh'-le-ar*) [*κόχλιος*, a conch-shell]. Pertaining or belonging to the cochlea. **C. Nerve**, the nerve supplying the cochlea. See *Nerves, Table of*.

Cochlear, or **Cochleare** (*koh'-le-ar*, or *koh-le-a'-re*) [L.: *pl.*, *Cochlearia*]. A spoon; a spoonful. **C. magnum**, a table-spoon; **C. medium**, a dessert-spoon; **C. minimum**, a teaspoon.

Cochlearia (*koh'-le-ar'-e-ah*). See *Horseradish*.

Cochleate (*koh'-le-ät*) [*cochleatus*, spiral]. Spirally coiled, like a snail-shell.

Cochlitis (*koh-lit'-tis*) [*κόχλιος*, a conch-shell; *itis*, inflammation]. Inflammation of the cochlea.

Cockroach (*koh'-röch*). See *Blatta*.

Coco (*koh'-ko*). Synonym of *Yaws*. See *Framboesia*.

Coco, or **Cocoa** (*koh' ko*) [Port., *cacao*]. See *Cacao* and *Theobroma*. **C.-nut**, the nut of *Cocos nucifera*, a palm-tree of tropical coast-regions. The oil is used as a substitute for cod-liver oil, and in Germany it is employed in pharmacy in the place of lard. **C.-nut Fiber**, coir. The coarse fibrous covering of the nut of the cocoa-palm is largely used in making brooms, brushes, matting, and coarse carpeting. The fiber is coarse, stiff, very elastic, round, and smooth like hair. It also has great tenacity, and is well adapted for cordage. **C.-nut Oil**, *oleum coicis*, is obtained from the dried pulp of the cocoa-nut by expression. It is an oil of the consistency of butter, fusing at from 73° to 80° F. (22.7° to 26.6° C.). When fresh, it is white in color and of sweet taste and agreeable odor, but it

easily becomes rancid. It is easily saponified, even in the cold. It is used in the manufacture of candles and soap.

Cocomania (*ko-ko-ma'-ne-ah*). See *Cocainomania*.

Cocomanic (*ko-ko-ma'-ne-ah*). See *Cocainomanic*.

Cocoölein (*ko-ko-o'-le-in*) [Port., *cacao*; *oleum*, oil]. A proprietary substitute for cod-liver oil, said to be derived from cocoa-nut oil.

Cocotte (*ko-kot'*) [Fr.]. Synonym of *Influenza*.

Coction (*koh'-shun*) [*coctio*; *coquere*, to cook]. 1. Digestion. 2. The preparatory alteration that morbid matter undergoes in preparation for its discharge.

Cod (*kod*) [ME., *cod*]. 1. The scrotum. 2. The belly. 3. In the plural, the testes. 4. The *Gadus morrhua*, a fish furnishing a valuable medicinal product. **C.-liver Oil**, an oil derived from the liver of the *Gadus morrhua*, and ranging in color according to the method of its preparation from pale-straw to dark-brown; its specific gravity is .923 to .924 or even .930 at 15° C. The finer qualities are used for medicinal purposes, the darker by tanners and carriers. See *Morrhua*.

Codamin (*koh'-dam-in*) [*κώδεϊν*, the head; poppy-head; *amin*], $C_{20}H_{25}NO_3$. A crystalline alkaloid of opium, isomeric with laudanin. When ferric chlorid is added to it, it assumes a deep-green color.

Codein (*koh'-den*) [*κώδεϊν*, the poppy-head], $C_{17}H_{21}NO_3 \cdot H_2O$. A white, crystalline alkaloid of opium. It is mildly calmative and is serviceable in diabetes mellitus. It is also valuable in ovarian pain. Dose gr. ss-ij. **C. Phosphate**, soluble in water. Similar to morphin in action, but less toxic. Dose, hypodermically, gr. ss. **C. Sulphas**, dose gr. $\frac{1}{6}$ - $\frac{1}{4}$. **C. Valerianate**, an antispasmodic and sedative. Dose gr. $\frac{1}{4}$.

Codex (*koh'-deks*) [L.: *pl.*, *Codices*]. A pharmacopœia or book of formulæ; specifically, the French pharmacopœia.

Codie Pine Resin. See *Crocidic-gum*.

Codonostoma (*ko-do-nos'-to-mah*) [*κώδων*, a bell; *στίον*, a mouth]. In biology, applied to the oral or disc aperture of certain marine invertebrates, medusæ, etc.

Cœlminth (*se'-lel-minth*). See *Celminth*.

Cœlia (*se'-le-ah*). See *Celiæ*.

Cœliac (*se'-le-ak*). See *Celiac*.

Cœliaca (*se-lit'-ak-ah*). See *Celiaca*.

Cœliadelphus (*se-le-ad-el'-fus*). See *Celiadelphus*.

Cœliagra (*se-le-a'-grah*). See *Celiagra*.

Cœlialgia (*se-le-al'-je-ah*). See *Celialgia*.

Cœlian, **Cœline** (*se'-le-an*, *se'-lin*). See *Celan*, *Celine*.

Cœliocycsis (*se-le-o-si-e'-sis*). See *Celiocycsis*.

Cœliolymph (*se'-le-o-limf*). See *Celiolymph*.

Cœliomyalgia (*se-le-o-mi-al'-je-ah*). See *Celiomyalgia*.

Cœlioncus (*se-le-ong'-kus*). See *Celioncus*.

Cœlioplegia (*se-le-o-ple'-je-ah*) [*κοιλία*, the belly; *πληγή*, a stroke]. A synonym of Asiatic cholera.

Cœliopyosis (*se-le-o-pi-o'-sis*). See *Celiopyosis*.

Cœliorrhœa (*se-le-or-el'-ah*). See *Celiorrhœa*.

Cœlioschisis (*se-le-ol'-kis-is*). See *Celioschisis*.

Cœlioscope (*se'-le-o-skop*). See *Celioscope*.

Cœliotomy (*se-le-ol'-o-me*). See *Celiotomy*.

Cœlitis (*se-lit'-tis*). See *Celitis*.

Cœlodont (*se'-lo-dont*) [*κοιλός*, hollow; *ὄδον*, tooth]. Hollow-toothed, as certain lizards—the opposite of *Pleodont*, or solid-toothed.

Cœlom, **Cœloma** (*se'-lom*, *se-lo'-mah*). See *Celom*.

Cœlophlebitis (*se-lo-ple-hit'-tis*). See *Celophlebitis*.

Cœlophthalmia (*se-loff-thal'-me-ah*). See *Celophthalmia*.

Cœlosis (*se-lo'-sis*). See *Celosis*.

Cœlosoma (*se-lo-sol'-mah*). See *Celosoma*.

Cœloperm (*se-lo'-perm*) [*κοιλός*, hollow; *σπίρουα*, seed]. In biology, a seed so curved as to form a concavity on one of its surfaces.

Cælostomia (*ko-los'to-mi-ah*) See *Celostomia*.

Cælumbrella (*kael-um-breel'ah*) [*kaeloo*, hollow; *um-breel*, to arise of aculephs]. In biology, the concave surface of the gelatinous umbrella of *M. discus*.

Cænenchyma (*sen-nu-s'eni-ah*) [*kaeloo*, common; *en-ku*, to intuse]. In biology, the calcified tissue common to the several polyps of a compound Actinostoma.

Cænesthesis (*sen-nu-s'ti-sis*) See *Cænesthesia*.

Cænobium (*sen-nu-s'ti-um*) [*kaeloo*, common; *sen*, life]. In biology, a composite zoophyte or any colony of independent cells held together by a common investment.

Cænoblast (*sen-nu-s'ti-um*) [*kaeloo*, common; *blastos*, a germ]. In biology, the primitive germinal layer, giving rise to the endoderm and mesoderm.

Cæneceum (*sen-nu-s'ti-um*) [*kaeloo*, common; *cecum*, a dwelling]. In biology, the common dermal system of a polyp or colony. The polypidom of Johnson.

Cænosarc (*sen-nu-s'ti-um*) [*kaeloo*, common; *sarc*, flesh]. In biology, Albin's term for the "common living basis by which several polyps in a composite zoophyte are connected with one another."

Cænosteum (*sen-nu-s'ti-um*) [*kaeloo*, common; *ostion*, bone]. In biology, the calcareous ectoderm of hydrozooids.

Cænotype (*sen-nu-s'ti-um*) [*kaeloo*, common; *tipos*, type]. In zoology, the type-form of a group.

Cænarus (*sen-nu-s'ti-um*) [*kaeloo*, common; *arpi*, tail]. The larva of *Pona canaria*, Küchenmeister, producing the disease of sheep called staggers. See also *Actinostoma Generation*. **C. cerebralis**, a many-headed arthropod found mainly in the brain and spinal canal of the ox and sheep (mostly in young animals). Occasionally it has been discovered in the muscles of man. It is now known to be the larva of the tapeworm, *Pona canaria*. See *Parasites (Animal)*, *Tapeworm*.

Cæroulignone (*kae-rou-lig'non*) [*caeruleus*, blue; *lignone*, wood]. $C_{26}H_{16}O_6$. Cædriret; a derivative of p-cresol-ethyl-phenyl. It separates as a violet powder when crude wood-spirit is purified on a large scale of means of potassium chromate. It is insoluble in the ordinary solvents, and is precipitated in fine, steel-blue needles, from its phenol solution, by alcohol or ether.

Coffee (*kae'fee*). See *Coffea*. **C.-bean, Kentucky**, the popular name for *Gymnocladus canadensis*. **C.-ground Vomit**, the material ejected by emesis in cholera and ulceration of the stomach and other gastric conditions. It consists of blood and other contents of the stomach changed by the action of the gastric juice. **C.-tree, Kentucky**. See *Chicla*.

Coffein sm. (*kae'fein sm*) [*caffea*, coffee]. Excessive habit of use of coffee, or the state of ill-health that results therefrom.

Coffer Dam, Barnum's. See *Rubber Dam*.

Coffeurin (*kae'feur-in*) [*caffea*, coffee; *olpor*, urine]. A pigment sometimes present in urine after the use of coffee as a beverage or medicine. The color is that of the color of coffee, and its color is red, brown, or yellowish-brown.

Coffin (*kae'fin*) [*kaeloo*, a basket]. 1. A case intended for the interment of a body. 2. In horriery, the hoof of a horse's hoof. **C.-birth**, post-mortem abortion of the fetus. **C.-bone**, the last or terminal phalanx of a horse's hoof.

Coffinism (*kae'fin-izm*) [after Dr. Coffin, who advocated it]. A variety of phrency or phrency system of phrency. It resembles so-called Thom-

Cogwheel Breathing or Respiration. See *Cogwheel Sound and Breath-sounds*. **C. Sound**, a pathologic sound sometimes heard in auscultation of the lungs, due to interruptions in the accession of air to a part; this gives the sound an intermitting character. See *Breath-Sounds*.

Cohabitation (*ko-hab-it-a'-shun*) [*con*, together; *habitare*, to dwell]. The living together of a man and woman, with or without legal marriage. Sexual connection.

Cohen's Method. A method of inducing premature labor. It consists in injecting fluid into the uterine cavity between the uterine wall and the ovum. See *Treatment, Methods of*.

Cohesion (*ko-he'-shun*) [*coherere*, to stick together]. The force whereby molecules of matter adhere to each other. The "attraction of aggregation."

Cohn's Fluid. A fluid culture-medium. It is composed of potassium phosphate, 0.1 gm.; magnesium sulphate, 0.1 gm.; tricalcic phosphate, 0.01 gm.; distilled water, 20 gm.; ammonium tartrate, 0.2 gm.

Cohnheim's Areas. See *Area*. **C. Fields**. See *Cohnheim's Areas*. **C. Frog**. See *Salt-frog*. **C. Method**, a method of staining tissues. See *Stains, Table of*. **C. Theory**, a theory as to the origin of tumors; a satisfactory hypothesis, namely, to the effect that all true tumors are due to faulty embryonal development. The embryonal cells do not undergo the normal changes, are displaced, or are superfluous. When the favorable conditions are presented later in life they take on growth, with the formation of tumors of various kinds.

Cohnstein's Operation. See *Operations, Table of*.

Cohobation (*ko-ho-hat'-shun*) [*colobare*, to redistil]. 1. Redistillation. 2. Recurrence of disease.

Cohosh (*ko'-hosh*) [Am. Ind.]. A name given to several medicinal plants. **C., Black**. See *Cimicifuga*. **C., Blue**. See *Caulophyllum*.

Coil (*koil*) [*colligere*, to gather together]. Rings formed by winding, as a wire. **C.-gland**. See *Sweat-gland*. **C., Induction**, rolls of wire in which an electric current is induced by the alternate opening and closing of a circuit. **C., Leiter's**. See *Lleiter's Tubes*. **C., Ruhmkorff**, an induction-coil, or spark-coil.

Coiling (*koil'ing*) [*colligere*, to bind together]. Forming into spirals or rings. **C. of the Cord**. See *Cord*.

Coincidence (*ko-in-de-ka'-shun*) [*con*, with; *indicare*, to indicate]. A concurrent indication; a collateral and confirmatory indication. Cf. *Contraindication*.

Coin-test (*koin'-test*). See *Bacelli's Sign*, and *Bell-Sound*.

Coir (*koir*) [Tamil, *kayaru*, a rope]. See *Cocconut-fiber*.

Coiter's Corrugator. The corrugator supercillii. See *Muscles, Table of*.

Coition (*ko-ish'-iun*) [*coire*, to come together]. Same as *Coitus*.

Coitus (*ko'-it-us*) [*coire*, to come together]. The act of sexual connection. Copulation. **C. Disease**, the venereal disease of the horse. **C. reservatus**, congressus interruptus; incomplete copulation; the incomplete performance of the sexual act; onanism.

Coix (*ko'-iks*) [*kois*, an Egyptian variety of palm]. A genus of coarse monocot grasses. **C. lacrima**, an old world species of grass, having very large and hard seeds, called *Job's tears*, from which beads are made which are worn as amulets, and are thought to assist the process of dentition when bitten upon by young teething children. The seeds are used locally for lung troubles and for dropsy. Unof.

Coke (*kok*) [origin uncertain]. The solid product of the carbonization of coal.

Coko Disease (*kol'-ko dis-er'*). A name applied in the Fiji Islands to a disease resembling Yaws.

Cola (*kol'-lah*). See *Kola-nut*.

Colalgia (*ko-lal'-je-ah*) [*κόλων*, the colon; *ἄλγος*, pain]. Pain in the great intestine.

Colation (*kol-at-'shun*) [*colare*, to strain]. The operation of straining.

Colatorium (*kol-at-'re-um*) [L.]. A sieve, colander, or strainer; used in pharmacy.

Colature (*kol-'lat-yar*) [*colatura*, straining]. In pharmacy, a liquid that has been subjected to colation.

Colchicin (*kol-chis-'in*) [*κόλχικόν*, colchicum], $C_{17}H_{15}NO_5 + 2H_2O$. A crystalline decomposition-product of colchicin.

Colchicin (*kol-'chis-in*) [*κόλχικόν*, colchicum], $C_{17}H_{15}NO_5$. An alkaloid of colchicum; it is a pale, brownish-yellow, exceedingly bitter powder, freely soluble in water. It is a very active poison. Its dose is gr. $\frac{1}{20}$ or $\frac{1}{3}$ milligram, hypodermically.

Colchicum (*kol-'chik-um*) [*κόλχικόν*, colchicum; *gen.*, *Colchici*]. Meadow Saffron. The corn and seed of *C. autumnale*, with properties due to an alkaloid, *colchicin*. It is an emetic, diuretic, diaphoretic, and drastic cathartic. It is valuable in acute gout, and is used with good results in gonorrhoea. Dose of the powdered root gr. ij-vij, of the powdered seeds gr. j-v. **C., Extract.** (B.P.). Dose gr. ss-ij. **C., Extract., Aceticum** (B.P.). Dose gr. ss-ij. **C. Rad., Ext.**, dilute acetic acid 35, powdered root 100 parts, water q. s. Dose gr. $\frac{1}{2}$ -ij. **C. Rad., Ext., Fld.** Dose $\frac{1}{2}$ ij-x. **C. Rad., Vinum**, 40 per cent. in strength. Dose $\frac{1}{2}$ v-xv. **C. Sem., Ext., Fld.** Dose $\frac{1}{2}$ j-v. **C. Sem., Vinum**, 15 per cent. in strength. Dose $\frac{1}{2}$ x-xxx. **C., Tinct.**, prepared from the seed; strength 15 per cent. Dose $\frac{1}{2}$ x-xxx. **C., Vinum** (B.P.). Dose $\frac{1}{2}$ x-xxx.

Colcothar (*kol'-ko-thar*) [ML.]. A crude sesquioxide of iron; red oxid of iron; a tonic and hemostatic. Unof. See also *Pigments, Conspectus of*.

Cold (*kold*) [AS., *ceald*]. 1. The comparative want of heat. 2. A term used popularly for coryza and catarrhal conditions of the respiratory tract. Cold is employed largely in various forms as a therapeutic agent, mainly for the purpose of lowering temperature and allaying irritation and inflammation. It may be used in the form of *affusion*, that is, the sudden application of a considerable volume of cold water to the body. This application of the cold douche is contraindicated in all cases of extreme weakness, with feeble pulse. Cold may be used as an anesthetic (see *Anesthetic*); in baths (see *Bath*); in the form of compresses applied over the affected part; in the form of irrigation, especially in the treatment of bruised and injured members; as a lotion, for the purpose of relieving local heat, pain, and swelling; as an injection, in the form of ice-water, into the vagina or rectum, for various conditions; and as the *cold pack*, which is a valuable means of reducing the body-temperature in cases of hyperpyrexia. The patient is wrapped in a sheet wrung out of cold water; as this becomes warm, it is replaced by a fresh cold one, or iced water may be poured upon it, or lumps of ice placed upon and around it. When the temperature is reduced the wet sheet should be removed and a light covering applied, but not a blanket. This is not as efficacious as the cold bath. Cold may be applied in the dry form by means of the *ice-cap* or *bladder*, an india-rubber bag filled with ice, snow, or a freezing mixture. **C. Abscess.** See *Abscess*. **C.-blooded.** See *Poikilothermic*. **C. on the Chest**, bronchial catarrh, *q. v.* **C. Coil.** See *Leiter's Coils*. **C. Cream.** See *Rosa*. **C. Freckles.** See *Lentigo*. **C. Pack.** See *Coll.* **C. Plague.** Synonym of

Cerebro-spinal Meningitis. **C. Sore**, same as *Fever-blister*. **C. Spots.** See *Temperature S. use*. **C. Stroke**, a condition, the analogue of heat-stroke, in which from excessive cold the patient is suddenly overcome and falls into a comatose state, shortly followed, as a rule, by death. **C. Test**, a test applied chiefly to lubricating oils to determine the point at which the oil begins to congeal, and ceases to flow.

Colectomy (*ko-lek'-to-me*) [*κόλον*, colon; *ἵκτισσις*, cutting out]. Excision of a portion of the colon.

Coleitis (*col-e-'tis*) [*κόληξ*, sheath; *ιτις*, inflammation]. Vaginitis.

Coleocele (*kol-'e-o-sel*) [*κοίλες*, sheath; *κλήξ*, tumor]. Vaginal tumor or hernia.

Coleophyl (*kol-'e-o-ful*) [*κοίλες*, sheath; *φύλλον*, leaf]. In biology, the investing sheath of the monocotyledonous plumule.

Coleoptosis (*kol-e-op-'to-'sis*) [*κοίλες*, sheath; *πτώσειν*, a fall]. Prolapse of the vaginal wall.

Coleorhiza (*kol-e-or-'i-zah*) [*κοίλες*, sheath; *ρίζα*, root]. In biology, a sheath that envelops the radicle in some embryos and through which roots penetrate when the seed germinates.

Coleorrhesis (*kol-e-or-'eks-'is*) [*κοίλες*, a sheath; *ρήξις*, a rupture]. Rupture of the vagina.

Coleostegnosis (*kol-e-o-steg-'no-'sis*) [*κοίλες*, a sheath; *στέγνωσις*, a constriction]. Contraction or atresia of the vagina.

Colic (*kol-'ik*) [*colicus*, *κόλικός*, pertaining to the colon].

1. Pertaining to the colon. 2. A severe griping pain in the bowels or adjacent organs, as, *e. g.*, *hepatic*, *nephritic*, etc. In intestinal colic the pains radiate over the abdomen from the region of the umbilicus. The belly is usually distended (save in *Lead-colic*, *q. v.*), and pressure will usually relieve the pain. Colic may be due to irritation from the intestinal contents, a diseased condition of the bowel-wall, reflex irritation from other abdominal viscera, and general blood-poisoning. **C. of the Antilles**, an endemic form of colic somewhat resembling lead-colic. **C. Arteries.** See *Arteries, Table of*. **C., Biliary.** See *Gall-stones*. **C., Bilious.** See *C., Endemic*. **C., Copper**, a colic or pain in the intestinal canal seen in workers in copper, and differing from lead colic in being attended with extreme prostration and diarrhoea. The duration is short and the prognosis favorable. **C., Cramp.** See *Cramp*. **C., Devonshire.** Synonym of *C., Lead*. **C., Dry.** See *C., Endemic*. Also a synonym of *C., Lead*. **C., Endemic**, a variety of colic occurring epidemically in some of the inter-tropical countries. Its symptoms resemble those of lead-colic. It is not accompanied by any constant lesion; it lasts from eight to fifteen days and may end in general paralysis and death, or it may become chronic. Relapses are frequent. **C., Hill.** See *Hill Diarrhoea*. **C., Horn.** Synonym of *Priapism*. **C., Lead**, or **C., Saturnine**, or *Colica Plumbum*, *painter's colic*, is that due to lead-poisoning. It is common among those who use or work with lead. It is characterized by excruciating abdominal pain, a hard and retracted condition of the abdomen, slow pulse, and increased arterial tension. **C., Madrid.** Synonym of *C., Lead*. **C., Meconial**, the colic of the new-born. **C., Menstrual**, the pain of menstruation. **C., Mucous.** See *Enteritis, Pseudo-membranous*. **C., Nervous.** See *C., Endemic*. **C., Normandy.** Synonym of *C., Lead*. **C. of Poitou.** Synonym of *C., Lead*. **C. Root.** See *Alettris* and *Dioscorea*. **C., Sailors'**, a form of colic common among sailors. **C. of Surinam.** Synonym of *C., Lead*. **C., Uterine**, colic-like pains experienced at the menstrual epochs, often coming on in paroxysms.

- C., West Indian.** Synonym of *C. Lead*. **C., Zinc.** a form of colic due to chronic zinc poisoning.
- Colica** (*k'ol-ik-ah*) [L.]. Colic. **C. pictionum** (literally, colic of the people of Pontus), lead colic. Painters' Colic. See *Colic, Lead*. **C. pituitosa.** Synonym of *Enteritis, Pseudomembranous*. **C. scortorum**, a pain in the pelvis of youthful prostitutes, symptomatic of the ovarian disease that results from their unnatural sexual relations. It is due probably to a pyosalpinx.
- Colicodynia** (*k'ol-ik' din-oh-ah*). Pain in the large intestine.
- Colicoplegia** (*k'ol-ik' kol'lo-ah*) [*colicosis*, pertaining to the colon; *plegia*, a stroke]. Paralysis of the intestines. Also a synonym of *Lead*, *ib*.
- Colitis** (*k'ol-ih*) [*col-*, the large intestine; *itis*, inflammation]. Inflammation of the colon. See also *Colic, ib*. **C., Mucous.** See *Enteritis, Pseudomembranous*. **C., Pellicular.** A synonym of *Membranous, ib*.
- Collagen** (*k'ol-laj-en*) [*kollos*, glue; *gennan*, to produce]. A substance existing in various tissues of the body, especially bone and cartilage; it is converted into gelatin by boiling.
- Collapse** (*k'ol-laps*) [*collabere*, to fall together]. Extreme depression and prostration from failure of nervous force, as in cholera, shock, hemorrhage, etc. **C. of Lung**, return of a portion or the whole of a lung to its fetal or airless condition from some mechanical hindrance to the entrance of air. It is characterized by dyspnea, with more or less cyanosis, and is mainly encountered in broncho-pneumonia. **C., Parturient**, parturient apoplexy; vitular or vitulary fever; puerperal fever in cows.
- Collapsing** (*k'ol-laps-ing*) [*collabere*, to fall together]. Suddenly breaking down. **C. Pulse.** See *Corrigan's, ib*.
- Collapsus** (*k'ol-laps-us*) [L.]. Collapse. **C. corneae**, entire collapse of the cornea.
- Collar** (*k'ol-lar*) [ME., *coler*]. Something worn about the neck. **C., Adjusting**, in microscopes, a ring or collar acting on a screw to increase or decrease the distance between the systems of lenses of an objective. **C.-bone.** See *Caribole*. **C.-cell**, in biology, a flagellate cell having the base of the flagellum surrounded by a collar-like extension of the cell-wall. **C.-crown**, in dentistry, an artificial crown, to be engrafted on a natural root, attached to which is a gold collar which encircles the exposed portion of the root, and is soldered to the lining or backing that holds the dowel in some cases, or to the dowel by means of a disc between the base of the artificial crown and the natural root.
- Collateral** (*k'ol-lat-er-al*) [*con*, together; *lat valis*, of the side]. Accessory or secondary; not direct or immediate.
- Collecting Tubes of the Kidney.** A name given to the ducts discharging into the calices of the kidneys.
- Collector** (*k'ol-ekt-er*) [*collectare*, to collect]. A device by which any number of cells may be taken from or added to an electric current.
- Collenchyma** (*k'ol-en' kim-ah*) [*kollos*, glue; *kyuma*, an infusion]. In biology, applied to a modified plant-parenchyma in which the cells are thickened at the angles and swell in water to a glue-like mass.
- Collenchyme** (*k'ol-en' ken*) [*kollos*, glue; *kyuma*, an infusion]. In biology, a colorless gelatinous matrix which surrounds the collenchymes of sponges.
- Collencyte** (*k'ol-en' ts*) [*kollos*, glue; *ky-*, in; *kytos*, a cell]. In biology, the branched connective tissue cells which surround the collenchyme of sponges.
- Collod.** Fascia, the deepest layer of the perineal fascia. It is attached to the base of the triangular ligament, to the anterior lips of the rami of the pubes and ischia laterally, and anteriorly it is continuous with the fascia of the scrotum. **C. Fracture.** See *Fracture*, and *Diseases, Table of*. **C. Law.** See *Law*. **C. Ligament.** See *Ligament*. **C. Operation.** See *Operations, Table of*.
- Collet** (*koll-et*) [Fr.; *collum*, the neck]. A neck or collar. A term applied by some writers on dental anatomy to the neck of a tooth.
- Colleterium** (*koll-et-el-re-um*) [*kolletetos*, glued together]. In biology, a gland in certain insects that secretes a viscid substance for gluing the ova together.
- Colletic** (*koll-et-ik*) [*kolletikos*; *kollos*, glue]. Gluey; promoting surgical union in wounds.
- Colletocystophore** (*koll-et-oh-sist-to-for*) [*kolletetos*, one who glues; *kystis*, bladder; *pherein*, to bear]. In biology, marginal bodies found in lucernarian hydrozoans.
- Colliculus** (*koll-ik' u-lus*) [dim. of *collis*, hill; *pl., Colliculi*]. Any eminence of the cerebral parietes. The colliculi are the caudatum, hippocamp, calcar, collateral eminence, occipital eminence, and amygdaloid eminence.
- Collidin** (*koll-id-in*) [*kollos*, glue], C₁₁H₁₃N. A name given to Nencki's ptomaine-base, isomeric but not identical with aldehyd-collidin. The ptomaine was obtained from pancreas and gelatin allowed to putrefy together in water. Its constitution is still unknown. The free base is oily, and possesses a peculiar, agreeable odor. Nencki believed it an aromatic base. Its physiologic action appears to be doubtful, but an isomer of it discovered in ox-blood fibrin and in putrefied jelly-fish has a poisonous effect resembling that of curara. Frogs poisoned by the isomer emit an orange-flower odor. Nencki's collidin is isomeric with collidin obtained from coal-tar.
- Collier's Lung.** Synonym of *Anthracois*.
- Collilongus** (*koll-e-long-us*) [*collum*, neck; *longus*, long]. The muscle called longus colli. See *Muscles*.
- Collimator** (*koll-im-a-tor*) [*collimare*, to aim at]. The receiving telescope of a spectroscope.
- Collin's Black**, C₆H₅N. A name for Anilin Black, employed in staining microscopic sections.
- Collinsonia** (*koll-in-sol-ne-ah*) [after Peter Collinson, an English gentleman]. A genus of labiate herbs. **C. canadensis** (stone-root, heal-all), is a coarse plant with a disagreeable smell; it has useful tonic, diuretic, and diaphoretic properties. Dose gr. xv-lx in decoction; of the fluid extract ℥℥x-℥j; of the tincture (1 in 10) ℥ss-ij.
- Collinsonin** (*koll-in-sol-nin*) [*Collinsonia*]. A precipitate from the tincture of the root of *Collinsonia canadensis*. It is tonic, diaphoretic, resolvent, and diuretic. Dose 2 to 4 grains. Unof.
- Colliquation** (*koll-ik-wa'-shun*) [*con*, together; *liquare*, to melt]. The liquefaction or breaking down of a tissue or organ.
- Colliquative** (*koll-ik-wa-tiv*) [*con*, together; *liquare*, to melt]. Exhausting; encfobling; copiously profuse or excessive; marked by excessive fluid discharge. **C. Diarrhea**, a profuse watery diarrhea. **C. Necrosis**, a high degree of inflammatory process in the tissues, with active movement of the leucocytes toward the central focus and rapid breaking down of the tissues, forming an abscess-cavity. **C. Sweat**, a profuse, clammy sweat.
- Collocystis** (*koll-oh-sist-tis*) [*kollos*, glue; *kystis*, cysts]. A gelatin capsule to facilitate the swallowing of a drug.
- Collodion** (*koll-oh-de-on*) [*kollos*, glue-like]. See *Pyroxylin*.

Collodium (*kol-o'-de-um*). See *Pyroxylin*.

Colloid (*kol'-oid*) [*κόλζια*, glue]. 1. A non-crystallizable and generally soluble organic substance. See *Dialysis*. 2. A mobile pathologic material, jelly-like, firmer than mucus, and differing in its reactions from albumin and from lardacein. 3. Having the nature of glue. 4. In chemistry, amorphous and non-crystalline. **C. Cancer**. See *Cancer*. **C. Degeneration of the Skin**, a rare disease, occurring chiefly on the upper part of the face, in the form of small, glistening, translucent, flattish elevations, and yielding by pressure a small, jelly-like mass. **C. Milium**. See *Milium*.

Colloma (*kol-o'-mah*) [*κόλζια*, glue; *όμα*, a tumor; *pl.*, *Collomata*]. A cystic tumor containing a gelatiniform, amorphous, and non-vascular substance.

Collonema (*kol-o-ne'-mah*) [*κόλζια*, glue; *νήμα*, tissue; *pl.*, *Collonemata*]. Myxoma, or myxosarcoma.

Collum (*kol'-um*) [*L.*]. The neck; especially the anterior part of the neck. **C. distortum**. Synonym of *Torticollis*.

Collunarium (*kol-un-a'-re-um*) [*L.*]. A nasal douche.

Collyrium (*kol-ir'-e-um*) [*κόλλυριον*, an eye-salve; *pl.*, *Collyria*]. An astringent, antiseptic, or medicinal lotion for the eyes. More rarely, a vaporous or gaseous medicament for application to the eyes, or even a powder, or solid, to be used in treating the eye topically, is called a collyrium. (Anciently, any suppository or medicated bougie was thus called.) **C. adstringens luteum**. See *Graefé's Collyrium* and *Horst's Eye-water*.

Coloboma (*kol-o-bo'-mah*) [*κόλοβωμα*, to mutilate; *pl.*, *Colobomata*]. A cleavage or fissure of parts of the eye, of congenital or traumatic origin. *Congenital C.* are due to imperfect closure of fissures during fetal development. **C., Bridge**, a variety in which the pupil is separated from the coloboma by a narrow thread of iris-tissue that stretches like a bridge from one pillar of the coloboma to the other.

Colocentesis (*kol-o-sen-te'-sis*) [*κόλων*, colon; *κέντησις*, puncture]. Surgical puncture of the colon.

Colocleisis (*kol-o-kl'-sis*) [*κόλον*, colon; *κλείσις*, closure]. Occlusion of the colon.

Colocynth (*kol'-o-sinth*). See *Colocynthis*.

Colocynthein (*kol-o-sin'-the-in*) [*κόλοκυνθής*, colocynth], $C_{44}H_{64}O_{13}$. A resinous decomposition-product of colocynthin.

Colocynthin (*kol-o-sin'-thin*) [*κόλοκυνθής*, colocynth], $C_{56}H_{84}O_{23}$. The active principle of colocynth; an extract, or a yellow amorphous, neutral, exceedingly bitter powder, soluble in water and alcohol, but not in ether. It is an irritant hydragogue cathartic. Dose gr. $1\frac{1}{4}$ to 1. Unof.

Colocynthis (*kol-o-sin'-this*) [*κόλοκυνθής*, colocynth]. Colocynth. The fruit of *C. citrullus*, from which the seeds and rind have been rejected. Its properties are due to a bitter glucosid, *colocynthin*, $C_{56}H_{84}O_{23}$, the dose of which is gr. $\frac{1}{10}$ - $\frac{1}{5}$. It is a tonic and astringent purgative, and is used mainly as an ingredient of compound cathartic pills. It is somewhat useful in colic, sciatic rheumatism, and neuralgia. **C., Ext.**, alcoholic. Dose gr. $\frac{1}{2}$ -ij. **C., Ext., Comp.**, contains colocynth extract 16, aloes 50, cardamom 6, resin of scammony 14, soap 14, alcohol 10. Dose gr. v-xx. **C., Pilula Comp.** (B. P.) contains colocynth, aloes, scammony, sulphate of potassium and oil of cloves. Dose gr. v-x. **Pilulæ Catharticæ Comp.**, compound cathartic pills; contain each, comp. ext. of colocynth gr. 1.3, abstract jalap gr. j, calomel gr. j, gamboge gr. $\frac{1}{4}$. Dose j-ij pills. **Pil. catharticæ vegetabiles**, contain colocynth, hyoscyamus, jalap, leptandra, resin of podophyllum, oil of peppermint. **Pil. colocynth et hyoscyam.**

Dose gr. v-x. **Laville's Anti-gout Remedy**, contains colocynthin $2\frac{1}{2}$, quinin, cinchonin aa 5, Spanish wine 800, alcohol 100, water 1000 parts.

Colocynthiin (*kol-o-sin'-thit-in*) [*κόλοκυνθής*, colocynth]. A crystalline, tasteless, inactive principle of colocynth.

Colo-enteritis (*kol-o-en-ter-i'-tis*) [*κόλον*, colon; *εντερον*, an intestine; *ιτις*, inflammation]. Inflammation of the small and large intestine. See *Enterocolitis*.

Cologne (*kol-on'*). See *Spiritus odoratus*. **C. Spirit**, rectified commercial alcohol. **C. Glue**. See *Glue*. **C.-water**, aqua cologniensis. See *Spiritus odoratus*. **C.-water Habit**, the use of cologne-water as a drink for the purpose of experiencing the effects of the alcohol which it contains.

Colognese (*kol-on-ee'*). Same as *Umber*.

Colomba, Colombo (*kol-ont'-bah, kol-ont'-bo*). See *Columba*.

Colomiatti, Bacillus of. See *Bacteria*.

Colo (*kol'-lon*) [*κόλον, κώλον, the colon*]. The second and principal part of the large intestine. In the various parts of its course it is known as the *ascending C.*, the *transverse C.*, the *descending C.*, and the *sigmoid flexure*.

Colonia (*ko-lon-i'-ah*). Synonym of *Dysentery*.

Colonic (*kol-lon'-ik*) [*κόλον*, the colon]. Pertaining to the colon.

Colonitis (*ko-lon-i'-tis*). See *Colitis*.

Colony (*kol'-o-ne*) [*colonia*, a colony]. A collection or assemblage, as of microorganisms in a special culture.

C. Treatment, for the insane. See *Gheel System*.

Colophony Resin (*kol'-o-fo-ne*) [*κόλοφωνα*, a city of Ionia]. Rosin. The solid residue left on distilling off the volatile oil from crude turpentine. Rosin is a brittle, tasteless, very friable solid, of smooth, shining fracture, specific gravity about 1.08. It softens at 80° C. (176° F.), and fuses completely to a limpid, yellow liquid at 135° C. (275° F.). It is insoluble in water, with difficulty soluble in alcohol, freely soluble in ether, acetone, benzene, and fatty oils. See *Resin*.

Coloproctia (*kol-o-prok'-te-ah*) [*κόλον*, colon; *πρωκτος*, anus]. The formation of an artificial colonic anus.

Colopuncture (*kol'-o-punk'-chur*) [*κόλον*, colon; *πunctura*, puncture]. Same as *Colocentesis*.

Coloquintida (*kol-o-quin'-tid-ah*) [*ML.*]. An old name for colocynth.

Color (*kull'-er*) [*color*, color]. The differences in the appearance of a thing seen, other than those due to form and relief. The tint or hue of an object, dependent upon the number of vibrations of the ethereal stimulus. See *Pigment*. **C.-blindness**. See *Blindness*. **C., Complementary**, any color that added to another color, or to a mixture of colors, produces white. **C.-contrast**, any two colors that, when mixed, supplement the prevailing tone of the light. **C.-cure**, the supposed therapeutic effect of exposure to variously colored light. **C.-hearing**, the excitation of the visual center for color through the auditory nerve; the perception of sound photisms. See *Photism*. **C.-image**, an image of a highly-colored object lighted with so wide an aperture that the refraction-images are drowned in the light. **C.-sensation**, depends on the number of vibrations of the ether, the same as the pitch of a note depends on the number of vibrations of the sounding body. *Hering's Theory of C.s* predicates disassimilation and assimilation (decomposition and restitution) of the visual substance in vision—white, red, and yellow representing the sensation of disassimilation, black, green, and blue that of restitution. The *Young-Helmholtz Theory* assumes three

kinds of nerve-elements corresponding to the three primary colors. Stimulation of the first develops red, of the second, green, of the third, violet. See *Photism*. **C.-sense**, the faculty by which the various colors are distinguished. **C.-top**, a top containing on the sectors of its disc a number of colors to be "mixed" by rapid whirling. **Colors, Mixed**, those produced when the retina is excited by two or more simple colors. **C., Saturated**, those containing little or no white. **C., Simple**, those of the spectrum.

Colorectitis (kō-lō-ek'tī-tis) [kōlōn, colon; *rectus*, straight; *itis*, inflammation]. Inflammation of the colon and rectum. Also, a synonym of *Dysentery*.

Colorectostomy (kō-lō-ek'tō-stō-mē) [kōlōn, colon; *rectus*, straight; *stoma*, a mouth]. The surgical establishment of a passage between the colon and the rectum.

Colorimeter (kō-lō-rī-mē-tēr) [kōlōr, color; *mētron*, measure]. An instrument for determining the quantity of coloring matter in a mixture, as in the blood. See *Hemochromometer*.

Colorin (kō-lō-rī-nin) [kōlōr, color]. An alcoholic extract of madder. See *Pigment*, *Confectus of*.

Coloring (kō-lō-rī-nj) [kōlōr, color]. A tint or combination of colors. **C. Matters**. See *Pigments, Colors*, and *Dye-stuffs*.

Colostomy (kō-lō-stō-mē) [kōlōn, colon; *stoma*, opening]. 1. The formation of an artificial anus by an opening into the colon; coloproctia. 2. Any surgical operation upon the colon that makes a permanent opening into it, whether internal or external.

Colostration (kō-lō-strā't-shun) [*colostrum*, the first milk after delivery]. A disease or illness of young infants ascribed to the effects of the colostrum.

Colostric (kō-lō-strīk) [*colostrum*, the first milk after delivery]. Relating to colostrum.

Colostrous (kō-lō-strū) [*colostrum*, the first milk after delivery]. Of the nature of or containing colostrum.

Colostrum (kō-lō-strūm) [L.]. The first milk from the mother's breasts after the birth of the child. It is laxative, and assists in the expulsion of the meconium. **C. Corpuscles**, small microscopic bodies contained in the colostrum. They are the epithelial cells of the mammary glands, full of oil globules. After about the third day these cells burst and set free the fat globules before they leave the gland, and in this way the true milk is formed.

Colotomy (kō-lō-tō-mē) [kōlōn, colon; *tōmē*, to cut]. Incision of the colon, either *abdominal*, *lateral*, *lumbar*, or *in anal*, according to the region of entrance.

Colotyphus (kō-lō-tī-fus) [kōlōn, colon; *typhos*, smoke]. Enteric fever with involvement of the colon. Also a synonym of *Dysentery*.

Colpalgia (kō-pāl'jō-ah) [kōlōs, vagina; *algos*, pain]. Vaginal pain or neuralgia.

Colpaporrhæxis (kō-pāp-or-rhē-k'is) [kōlōs, vagina; *paporrhæxis*, a tearing, or breakage]. Severance of the cervix from the body of the uterus.

Colpatresia (kō-pā-trē-si-ah) [kōlōs, vagina; *atresia*, non-patency]. Occlusion or atresia of the vagina.

Colpectasia (kō-pēk'tā-si-ah) [kōlōs, vagina; *ektasis*, a stretching out]. Vaginal dilatation.

Colpœdema (kō-pō-ē-dē-mā) [kōlōs, vagina; *œdema*, a swelling]. Edema of the vagina.

Colpempyrrhæxis (kō-pē-m-pī-rhē-k'is) [kōlōs, vagina; *empyrrhæxis*, a burning]. Obstruction of the vagina.

Colpeurymeter (kō-pē-ūr-mē-tēr) [kōlōs, vagina; *eurymeter*, a dilator]. A small dilating bag or sac used for dilating the vagina.

Colpeurysis (kō-pē-ūr-ī-sis) [kōlōs, vagina; *œdema*, a swelling]. Vaginal dilatation, especially that effected by the use of the colpeurymeter.

Colpitis (kōl-pī'tis) [kōlōs, vagina; *itis*, inflammation]. Inflammation of the vagina.

Colpocèle (kōl-pō-sēl, or sē'l-ē) [kōlōs, vagina; *klēhē*, tumor in the vagina]. Hernia or tumor in the vagina.

Colpocleisis (kōl-pō-klī'sis) [kōlōs, vagina; *klēsis*, a closure]. The surgical closure of the vagina.

Colpocystic (kōl-pō-sis'tik) [kōlōs, vagina; *kīstis*, bladder]. Relating to the vagina and the bladder; vesico-vaginal.

Colpocystitis (kōl-pō-sis-tī'tis) [kōlōs, vagina; *kīstis*, bladder; *itis*, inflammation]. Inflammation of the vagina and the bladder.

Colpocystocele (kōl-pō-sis'tō-sēl) [kōlōs, vagina; *kīstis*, a bladder; *klēhē*, a tumor]. A hernia of the bladder into the vagina, with prolapse of the anterior vaginal wall.

Colpocystosyrinx (kōl-pō-sis'tō-sīr'īngks) [kōlōs, vagina; *kīstis*, cyst; *syrinx*, pipe]. Vesico-vaginal fistula.

Colpocystotomy (kōl-pō-sis'tō-me-ah). See *Colpocystotomy*.

Colpocystotomy (kōl-pō-sis'tōlō-mē) [kōlōs, vagina; *kīstis*, bladder; *tomē*, a cut]. Surgical incision of the bladder through the vaginal wall.

Colpohyperplasia (kōl-pō-hī-pēr-plā'zē-ah) [kōlōs, vagina; *hēpēr*, over; *plāssēin*, to form]. Hyperplasia of the vagina.

Colpo-hysterectomy (kōl-pō-his'tēr-ek'tō-mē) [kōlōs, vagina; *hēstēra*, womb; *ektomē*, excision]. Removal of the uterus through the vagina.

Colpo-hysterotomy (kōl-pō-his'tēr-otō-mē) [kōlōs, vagina; *hēstēra*, womb; *tomē*, section]. Surgical incision of the vagina and uterus.

Colpoleukorrhœa (kōl-pō-lu-kor'ē-ah) [kōlōs, vagina; *leukōs*, white; *rhēin*, to flow]. Vaginal leucorrhœa.

Colpo-myotomy (kōl-pō-mī-ō-mō'tō-mē) [kōlōs, vagina; *mēs*, a muscle; *tōmē*, to cut]. Vaginal myotomy.

Colpopathy (kōl-pōp'ā-thē) [kōlōs, vagina; *pāthos*, illness]. Any disease of the vagina.

Colpoperineoplasty (kōl-pō-pēr-īn-ē-ō-plas'tē) [kōlōs, vagina; *pērīneon*, the perineum; *plāssēin*, to form]. Plastic operation for abnormality of the vagina and perineum.

Colpoplastic (kōl-pō-plas'tik) [kōlōs, vagina; *plāssēin*, to form]. Relating to colpoplasty.

Colpoplasty (kōl-pō-plas'tē) [kōlōs, vagina; *plāssēin*, to form]. Plastic surgical operation upon the vagina.

Colpoptosis (kōl-pōp'tō-sis) [kōlōs, vagina; *ptōsis*, a falling]. Prolapse of the vagina.

Colporrhagia (kōl-pōr'ā'jō-ah) [kōlōs, vagina; *rhēgēinai*, to burst forth]. Vaginal hemorrhage.

Colporrhaphy (kōl-pōr'ā-fē) [kōlōs, vagina; *rhāphē*, seam]. Suture of the vagina.

Colporrhœa (kōl-pōr'ē-ah) [kōlōs, vagina; *rhōia*, a flow]. Vaginal leucorrhœa; a mucous discharge from the vagina.

Colporrhæxis (kōl-pōr-ek'sis) [kōlōs, vagina; *rhēgēis*, rupture]. Laceration or rupture of the vagina.

Colpostegnosis (kōl-pō-stēg-nō'sis) [kōlōs, vagina; *stēggnōsis*, closure]. Same as *Colpostenosis*.

Colpostenosis (kōl-pō-stē-nō'sis) [kōlōs, vagina; *stenōs*, narrow]. Stenosis or constriction of the vagina.

Colpotomy (kōl-pōtō-mē) [kōlōs, vagina; *tomē*, a cutting]. Surgical or obstetric incision of the vagina.

Colpoxerosis (kōl-pō-zē-rō'sis) [kōlōs, vagina; *xiēros*, dry]. Morbid dryness of the vagina.

Colt-ill (kōlt'īl). See *Strangles*.

Coltsfoot (kōlt'fōt). The leaves of *Tussilago farfara*, a demulcent and tonic, sometimes prescribed for chronic cough. Dose of decoction, ℥j to Oj, a tea-cupful; of fld. ext. ℥j-ij. Unof.

Columbin (*kol-um'-bin*). An active principle of Calumba. It is a colorless crystalline substance of excessively bitter taste and neutral reaction.

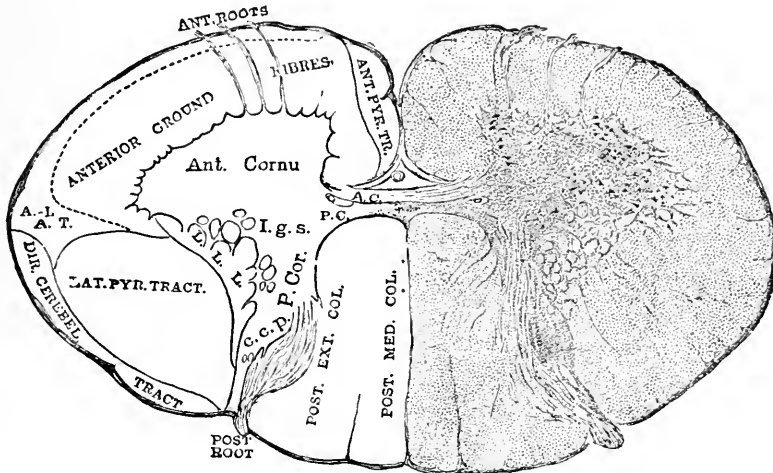
Columbo (*kol-um'-bo*). See *Calumbo*.

Columella (*kol-u-mell'-ah*) [L., a little column]. 1. The column-like rod of birds and reptiles, a part of the organ of hearing, corresponding to the stapes of the higher animals. 2. The modiolus or central axis of the cochlea of the human ear. See *Cochlea* and *Modiolus*. **C. res dentes**; the cuspid teeth are so called from their shape.

Column (*kol'-um*) [*columna*, a column]. A pillar or column. Applied to sundry column-like organs of the body, and especially to certain parts of the spinal cord.

C., Anterior, the layer of white matter in either half

roots. It contains the lateral pyramidal tract, the direct cerebellar tract, and the greater part of the anterior ground-fibers and antero-lateral ascending tract. **C. of Morgagni**, vertical folds of the rectal mucous membrane seen at the point of union of the latter with the skin of the anus. They diminish, but are not entirely effaced, when the bowel is distended. Between their lower ends little arches are sometimes found stretching from one to the other, forming pockets of skin and mucous membrane. These are the *sinus of Morgagni*; they are more developed in old people. **C., Posterior**, a collection of white-matter situated in the spinal cord on either side between the posterior horns and posterior nerve-roots, and the posterior median fissure. It is divided into two parts by the



COLUMNS OF SPINAL CORD.

A. C. Anterior commissure. P. C. Posterior commissure. I. g. s. Intermediate gray substance. P. cor. Posterior cornu. c. c. p. Caput cornu posterioris. L. L. Lateral limiting layer. A. L. A. T. Antero-lateral ascending tract, which extends along the periphery of the cord. (*Gowers*.)

of the spinal cord included between the anterior horn and anterior nerve-roots, and the anterior median fissure. It contains the anterior or direct pyramidal tract, a portion of the antero-lateral ascending tract, and a portion of the anterior ground-fibers. **C., Antero-lateral Ascending**. See *C. of Gowers*. **C. of Burdach**, the postero-external column of the cord. **C. of Clarke**, a column of gray substance occupying the region to the outer and posterior part of the central canal of the spinal cord, at the inner part of the base of the posterior cornu. It is most marked in the dorsal region, and contains fusiform cells, some furnished with axis-cylinder processes. It is also called the posterior vesicular column of the cord. **C., Direct Cerebellar**, in the spinal cord, is situated outside of the lateral pyramidal tract, and ventral of the Spitzka-Lissauer column. It is sensory or afferent. **C., Dorsomesal**, a name for the postero-median column of the spinal cord and medulla oblongata. **C. of Goll**, the postero-median column of the spinal cord. **C., Gowers'**, in the spinal cord, a bunch of fibers lying in front of the direct cerebellar tract and reaching around upon the periphery of the anterior pyramidal tract. It is probably a sensory column containing the nerves of pain and temperature. **C., Lateral**, the layer of white matter in either half of the spinal cord included between the posterior horn and posterior nerve-roots, and the anterior horn and anterior nerve-

imperfect intermediate septum, a narrow "postero-median column," and a wide "postero-external column." **C., Postero-external**, the outer wider division of the posterior column of the cord; the column of Burdach. **C., Postero-median**, the median division of the posterior column of the cord; the column of Goll. **C. of Rolando**, an eminence on the lateral border of the medulla oblongata. **C. of Spitzka-Lissauer**, in the spinal cord a group of nerve-fibers lying just in front and just behind the posterior horns or cornua. **C., Posterior-vesicular**. See *Columna of Clarke*. **C. of Türck**, the anterior or direct pyramidal tract. **Columns of the External Abdominal Ring**, the free borders of the aponeurosis of the external oblique muscle.

Columna (*kol-um'-nah*) [L.]. A column or pillar. **C. bertini**, that part of the cortical structure of the kidneys that separates the sides of any two pyramids, and through which the arteries and nerves enter, and the veins and lymphatics emerge. **C. nasi**, the antero-posterior septum between the nostrils. **C. vertebralis**, the spinal column. **Columnæ carneæ**, muscular columns projecting from the inner surface of the cardiac ventricles.

Colytic (*ko-lit'-ik*) [*κολητικός*, preventive]. Preventive; inhibitory; caused by an obstruction; antiseptic.

Coma (*ko'-mah*) [*κόμη*, the hair of the head]. In biology, any tuft, as the top of a pineapple, the hairs on the end of a seed, etc.

Coma (*ko'-mah*) [*κόμα*, deep sleep]. Abnormally deep and prolonged sleep, with the cerebral functions in abeyance; it is due to many conditions affecting the cerebrum directly or indirectly. The well-marked form is characterized by stertorous breathing, relaxation of the sphincters, lividity of the face, and loss of parallelism of the optic axes. **C., Alcohol**, that due to poisoning by alcohol. **C., Apoplectic**, that due to apoplexy. **C. diaceticum**, a form of coma occurring in carcinoma of the stomach and in diabetes. It is due to the presence of diacetic acid in the system. It is also called *Diabetic coma*. **C. Kussmaul's**. See *Kussmaul's*. **C., Uremic**, that due to uremia. **C. Vigil**, a comatose

condition in which the patient lies with open eyes, but unconscious and delirious. This is occasionally met with in typhoid and typhus fevers, and in delirium tremens.

Comanic Acid (*kō-man'ik*). See *Acid*.

Comatose (*kō'mat-ō*) [*coma*, a deep sleep]. In a condition of coma.

Combination (*kōm-bin-a' shun*) [*combinare*, to combine]. The act of grouping or uniting; chemie union. **C.-back**, in the microscope, the lens-system of an objective farthest from the object, composed of a plano-concave of flint glass and a bi concave of crown glass, or a bi concave and two bi convex glasses. **C.-front**, in the microscope, the lens-system nearest the objective.

Combustion (*kōm-bū' shun*) [*combure*, to burn up].

The process of oxidation, attended with the liberation of heat and sometimes of light. It is loosely used as a synonym of inflammation. **C.**, **Spontaneous**, that due to heat from chemie changes, such as the spontaneous ignition of oilied waste or shoddy in woolen mills, factories, etc. **C.**, **Spontaneous Human**, the supposed burning of the body without the external application of heat.

Comedo (*kōm'ed-ō*) [*c. mēdo*, a glutton; *pl.*, *Comedones*]. Grubs; Grub-worms; Black-heads. A chronic disorder of the sebaceous glands characterized by yellowish or whitish pin-point and pin-head sized elevations, containing in their center exposed blackish points. They are found usually on the face, back of the neck, chest, and back, and are often associated with acne. They occur as a rule in the young. Occasionally a parasite, the *Dem. d. folliculorum*, a small mite, is found in each comedo.

Comenic Acid (*kō-men'ik*). See *Acid*.

Comes (*kō'mēs*) [*L.*; *pl.*, *Comites*]. A companion, as a vein or nerve to an artery.

Comfrey (*kōm'frē*) [*ME.*, *cumfrie*]. The root of *Symphycium officinale*, a demulcent, slightly astringent and tonic drug. It is a common ingredient of domestic cough-mixtures. Dose of the decoction indefinite; of the fld. ext. ʒj-ij. Unof.

Comma-bacillus (*kōm-ah-bas-il'us*). See *Bacteria*, *Systematic Table of*.

Commensal (*kōm-en'sal*) [*com*, together; *mensa*, table]. In biology, the harmonious living together of two animals or plants. One of two such organisms.

Commis (*kōm'is*) [*komu*, a gum]. Any gum; the purgative gum resin of *Excoecaria cochinchinensis*, a tree of Indo china.

Comminution (*kōm-in-ū' shun*) [*comminutio*; *commine*, to break in pieces]. The process by which a solid body is reduced to pieces of varying sizes. It includes the various operations of cutting, rasping, grating, slicing, pulverizing, levigating, triturating, elutriating, granulating, etc. See, also, *Fracture*, *Comminut. l.*

Commissure, Commissura (*kōm'is-ūr*, *kōm-is-ūr' rīz*) [*committere*, to unite]. A joining or uniting together. **C.**, **Anterior** (*of third ventricle*), a rounded cord of white fibers placed in front of the anterior crura of the fornix. It perforates the corpus striatum on either side, and spreads out into the substance of the hemispheres over the roof of the descending horns of the lateral ventricles. **C.**, **Anterior White** (*of spinal cord*), a layer of fibers separating the posterior gray commissure from the bottom of the anterior median fissure. **C.**, **Gray** (*of spinal cord*), the transverse band of gray matter connecting the crescentic masses of gray matter of each half of the spinal cord. **C. magna**, the corpus callosum. **C.**, **Middle**, a band of white matter connecting the optic thalami, and

continuous with the gray matter lining the anterior part of the third ventricle. **C.**, **Optic**, the union and crossing of the two optic nerves in front of the tuber cinereum. **C.**, **Posterior** (*of third ventricle*), a flattened white band connecting the optic thalami posteriorly. **C.**, **Posterior White** (*of spinal cord*), a band of fibers separating the gray commissure from the bottom of the posterior median fissure. **Commissura brevis**, a portion of the inferior vermicorn process of the cerebellum, situated in the incisura posterior. **C. simplex**, a small lobe on the upper surface of the cerebellum near the incisura posterior.

Common (*kōm'ūn*) [*communis*, common]. Belonging or pertaining to all. Prostitute. **C. Black**. See *Pigments*, *Conspectus of*.

Commotio (*kōm-ō' sh-ō*) [*L.*]. A commotion or shock. **C. cerebri**. Synonym of *Shock*. **C. retinae**, the name given to those cases in which a depreciation, or perhaps an entire loss of vision, follows a blow on or near the eye. It can be explained as the result of insensibility due to the same changes in the retina as occur in the central organ of patients suffering from concussion of the brain.

Communians (*kōm-ū'nik-ans*) [*L.*]. Communicating. **C. noni**. See *Nerves*, *Table of*.

Communication (*kōm-ū'nik-a' shun*) [*communicare*, to communicate]. 1. The transference of a contagium from one person to another. 2. The channel between two or more parts. **C.-plate**, in biology, a perforated diaphragm between the zoöids of a composite actinozoön (the "Rosettenplatte" of Reichert, and the Communication-pore of Smith) by means of which communication is maintained between all the cells in a colony and between all the compartments of the stolon in Polyzoa. **C.-pore**. See *C.-plate*.

Commutator (*kōm'ū-la-tor*) [*commutare*, to exchange]. An instrument for automatically interrupting or reversing the flow of an electric current, making and breaking it with desired frequency. See *Electric*.

Comose (*kō'mōs*) [*coma*, hair]. Having much hair.

Compass Plant (*kōm'pas plant*). See *Rosin Weed*.

Compatibility (*kōm-pat-ib-il'it-e*) [*compati*, to suffer with]. The property of being compatible; susceptibility (as of different medicines) of being exhibited in the same solution with no loss of the desired effect, and without change in constitution.

Compensating (*kōm'pen-sa-ting*) [*compensare*, to compensate]. Making amends for. **C. Ocular**. See *Ocular*. **C. Operation**, in ophthalmology, tenotomy of the associated antagonist in cases of diplopia from paresis of one of the ocular muscles.

Complaisance, Operations of (*kōm-pla-zōngs'*). See *Election*.

Complanate (*kōm'plan-āt*) [*complanatus*, to make plane or level]. In biology, flattened.

Complemental (*kōm-ple-men'tal*) [*complementum*, that which completes or fills up]. Supplying a deficiency. In biology, forming a complement to a female. **C. Air**. See *Air*. **C. Male**, one of such supernumerary males as those cirripedia (*Ibla*) that lie within the sac of the female.

Complementary (*kōm-ple-men'ter-e*) [*complementare*, to fill up; to complete]. Complemental. **C. Colors**. See *Color and Pigment*.

Completely Born (*kōm-plet'le born*). As employed in legal medicine, this expression implies that the child must be in the world in all its parts, *i. e.*, completely external to the mother. It does not imply that the placenta has been separated or the cord divided.

Complexus (*kōm-pleks'us*) [*complexus*, complex]. The totality of symptoms, phenomena, or signs of a morbid condition. **C. Muscle**. See *Muscles*, *Table of*.

Complication (*kom-plik-a'-shun*) [*complicare*, to fold together]. A disease or a process secondary to and more or less dependent upon some primary disease.

Compos Mentis (*kom'-pos men'-tis*) [L.]. Of sound mind, memory, and understanding. See *Non Compos Mentis*.

Composite (*kom-poz'-it*) [*componere*, to put together]. 1. Composed of distinct portions. 2. In biology, belonging to the order Compositæ. **C. Monsters**; this is a term used to designate any form of monstrosity showing some degree of duplicity in the main regions of the body.

Composition (*kom-po-zish'-un*) [*compositio*, a putting together]. Compounding; applied to drugs. The constitution of a mixture. **C. Powder**, a popular name (originally Thomsonian) for the *pulvis myrica compositus*, N. F. At present it is a mixture of finely powdered bayberry bark (*Myrica cerifera*), 12 parts; ginger, 6 parts; capsicum and cloves, each 1 part. It is useful for sore throat and severe coryza. Unof. **C. Tea**, a warm drink composed of different spices, and used as a stomachic and to abort an attack of coryza.

Compound (*kom'-pound*, or *kom-pound'*) [ME., *compounen*, to mix or compound]. 1. To mix, as drugs. 2. Composed of several parts; in chemistry, a compound body. **C. Cathartic Pills**. See *Colocynth*. **C. Cavities**, cavities in teeth that are produced by the coalescence of two cavities or by the extension of a single cavity in such a manner as to include two surfaces of a tooth. **C. Fracture**. See *Fracture*. **C. Granule-Cell**. See *Corpuscle*, *Gluge's*. **C. Oxygen**, a quack cure-all consisting of a strong solution of potassium nitrate or chlorate through which the air to be inhaled is passed.

Compounding (*kom-pound'-ing*) [ME., *compounen*, to mix]. The mixing, manipulation, and preparation of the drugs ordered in a prescription.

Compress (*kom'-pres*) [*compressus*, pressed together]. Folded cloths, wet or dry, applied firmly to the part for relief of inflammation, or to prevent hemorrhage. **C., Fenestrated**, with a hole for drainage or inspection. **C., Graduated**, the strip applied directly is small; the others, progressively larger, cover it.

Compressed (*kom-pres'd*) [*compressus*, pressed together]. Firmly pressed together. **C. Air**, air the density of which has been increased by forcible compression. **C. Air Bath**. See *Bath*.

Compression (*kom-presh'-un*) [*compressus*, pressed together]. The state of being compressed. **C.-atrophy**, atrophy of a part from constant compression. Instances are the Chinese foot, liver-atrophy of tight lacing, atrophy of tissues from pressure by an aneurysm. **C. of Brain**. See *Brain*. **C.-myelitis**, myelitis due to compression. See *Myelitis*.

Compressor (*kom-pres'-or*) [*comprimere*, to press together]. 1. An instrument for compressing an artery, vein, etc. 2. It is also applied to muscles having a compressing function, as the *C. naris*, *C. vena dorsalis penis*, etc. See *Muscles*, *Table of*. 3. One of the light springs inserted on either side of the stage of a microscope for holding the slide in position; a clip. **C. sacculi laryngis**, the inferior aryteno-epiglottideus muscle. See *Muscles*, *Table of*. **C. urethræ**, constrictor urethrae. See *Muscles*, *Table of*.

Compressorium (*kom-pres'-o' re-um*) [*compressor*, a compress]. An instrument devised for making pressure on the cover-glass of a microscope-slide in order to favor separation of the elements of the specimen to be examined.

Comptonia (*komp-to'-ne-ah*) [after Henry Compton,

Bishop of London, a botanist]. A genus of plants. **C. asplenifolia**. See *Liquidambar*.

Conarial (*ko-na'-re-al*) [κωνάριον, the pineal gland]. Relating to the conarium. **C. Vein**. See *Vein*.

Conario-hypophyseal (*ko-na-re-o-hi-po-fis'-e-al*) [κωνάριον, the pineal gland; ὑποφύσις, an undergrowth]. Relating to the conarium and to the hypophysis of the cerebrum; pineo-pituitary.

Conarium (*ko-na'-re-um*) [κωνάριον; dim. of κώνος, a cone]. See *Pineal Gland*.

Conation (*ko-na'-shun*) [*conari*, to endeavor]. The exertive power of the mind, including will and desire; a special act or exercise of the exertive power.

Concassation (*kon-kas-a'-shun*) [*concassatio*; *con*, together; *cassare* or *quassare*, to shake, to beat]. 1. The shaking of medicines, as in a bottle; the pulverizing of drugs by beating. 2. Mental distress or affliction.

Concato's Disease. See *Diseases*, *Table of*, and *Polyrhythmicutis*.

Concaulescence (*kon-kawl'-es'-ens*) [*con*, together; *caulis*, a stalk]. In biology, the partial fusion of the pedicle of a flower with the stem from which it springs.

Concavo-concave (*kon-kuh'-vo-kon'-kâr*). See *Lens*, *Biconcave*.

Concavo-convex (*kon-kah'-vo-kon'-vexs*). See *Lens*, *Periscopic*.

Conceive (*kon-sev'*) [*concipere*, to take in]. To become pregnant.

Concentration (*kon-sen-tra'-shun*) [*con*, together; *centrum*, the center]. Evaporation of part of the water of a mixture, thus rendering it relatively more dense.

Concentric (*kon-sen'-trik*) [*con*, together; *centrum*, the center]. Arranged in an equidistant manner about a center. **C. Hypertrophy of the Heart**, increase in the muscular texture of the heart, the capacity of the cavities remaining unchanged.

Conception (*kon-sep'-shun*) [*concipere*, to conceive]. 1. The fecundation of the ovum by the spermatozoid. See *Pregnancy*. 2. The abstract mental idea of anything; the power or act of mentally conceiving. **C., Imperative**, a false idea that an insane person dwells upon, and which he cannot expel from his mind, even when he knows it to be absurd, and which dominates his actions.

Concha (*konç'-kah*) [κόχχα, a shell]. A shell. Applied to organs having some resemblance to a shell, as the patella, vulva, etc., and especially to **C. auris**, or the hollow part of the external ear. **C. narium**, the turbinated bones. **C. santoriniana**, a name applied to a fourth turbinated bone sometimes found in the nose.

Conchiolin (*konç-kil'-o-lin*) [κόχχα, a shell; *ion*, a violet], $C_{20}H_{16}N_2O_{11}$. The skeleton material that forms the organic bases of the shells of gastropods. **C. Osteomyelitis**. See *Osteomyelitis*.

Conchitis (*konç-kom'-tis*) [κόχχα, a shell; *itis*, inflammation]. Inflammation of the concha.

Concho-anthelix (*konç'-ko-ant'-he-lik*) [κόχχα, a shell; ἀνθήλιξ, the inner curvature of the ear]. The muscle called obliquus auriculæ. See *Muscles*, *Table of*.

Concho-helix (*konç'-ko-h'-lik*) [κόχχα, a shell; ἕλιξ, a spiral]. The muscle called transversus auriculæ. See *Muscles*, *Table of*.

Conchology (*konç-kol'-o-ji*) [κόχχα, a shell; *λόγιον*, to speak]. That department of science that deals with the shells of molluscs.

Conchometer (*konç-kom'-et-er*) [κόχχα, a shell; *μετρον*, a measure]. An instrument for the measurement of the shells of molluscs.

Conchoscope (*konç'-ko-skōp*) [κόχχα, a shell; the naris; σκωπεῖν, to inspect]. A speculum and mirror for inspecting the nasal cavity.

Concoctio (*kon-kok'she-o*) [L.]. Digestion. **C. tarda**. Synonym of *Dyspepsia*.

Concoction (*kon-kok'shun*) [*con coque*, to boil together]. The act of boiling two substances together.

Concolor (*kon-kol'or*) [*con*, together; *color*, color]. In biology, having the same color on both sides or over the entire surface.

Concomitant (*kon-kom'it-ant*) [*concomitari*, to accompany]. Accompanying. **C. Strabismus**. See *Strabismus*. **C. Symptoms**, symptoms that are not in themselves essential to the course of a disease, but that may occur in association with the essential symptoms.

Concrement (*kon-kre-ment*) [*concrecere*, to grow together]. A concretion.

Concesce (*kon-kres*) [*con*, together; *crecere*, to grow]. In biology, to grow together.

Concrescence (*kon-kres-sen-sus*) [*con*, together; *crecere*, to grow]. In biology, the union of the germ-bands to form the primitive streak.

Concrete (*kon-kret*, or *kon-kret'*) [*concrecere*, to grow together]. Solidified or condensed. **Concrete Sugar**, the product of the Fryer convector, or similar form of apparatus. It is a compact, boiled-down mass, containing both the crystallizable sugar and impurities that ordinarily go into the molasses. It shows little or no distinct grain.

Concretion (*kon-kret'shun*) [*concretio*; *concrecere*, to grow together]. The solidification or condensation of a fluid substance; a calculus; a union of parts normally separate, as the fingers. **C., Animal**, an earthy deposit found in any of the various organs or secretions of the body. These concretions have a fibrous base containing salts of calcium, phosphorus, or magnesium.

Concubitus (*kon-ku't-bit-us*) [*concupere*, to lie together]. Copulation.

Concursus (*kon-ker'sus*) [*concurrere*, to run together]. A synonym of *Anastomosis*.

Concussion (*kon-kush'un*) [*concessio*, a violent shock]. Shock; the state of being shaken; a severe or injurious shaking or jarring of a part; also, the morbid state resulting from such a jarring. **C. of Brain**. See *Brain*. **C. of Spinal Cord**. A condition caused by severe shock of the spinal column, with or without appreciable lesion of the myelon.

Concussor (*kon-ku'sor*) [*concutere*, to shake]. In massage, an apparatus for gently beating the part to be treated.

Condaminea (*kon-dam-in'e-ah*) [after *Condamine*, the botanist]. A genus of Cinchona-yielding trees.

Condensability (*kon-dens-ab-il'i-tye*) [*condensare*, to condense]. Capacity for undergoing condensation.

Condensation (*kon-dens-a'shun*) [*condensare*, to condense]. In chemistry, the union of two or more molecules by the linking of carbon-atoms and the formation of a complicated carbon-chains. 2. The pathologic hardening, with or without contraction, of a soft organ or tissue.

Condensed (*kon-ton'd*) [*condon are*, to make thick]. Most cooking fat; reduced to a denser form. **C. Milk**, milk that has had most of its watery elements evaporated according to a known process. Condensed milk prepared with the addition of cane-sugar is a white or yellowish-white product of about the consistency of honey and ranging in specific gravity from 1.25 to 1.40. It should be completely soluble in from four to five times its bulk of water, without separation of any flocculent residue, and then possess the taste of fresh, sweetened milk. Condensed milk prepared without the addition of cane-sugar is not boiled down to the same degree, and therefore remains liquid. Bacteriological analysis of both classes:—

CONDENSED MILK WITH ADDITION OF SUGAR.

BRAND.	Water.	Fat.	Cane-sugar and Milk-sugar.	Casein.	Salts.
Alderney,	30.95	10.68	46.01	12.04	1.82
Anglo-Swiss (American),	29.46	8.11	50.41	10.22	1.80
Anglo-Swiss (English),	27.80	8.24	51.07	10.80	2.09
Anglo-Swiss (Swiss),	25.51	8.51	53.27	10.71	2.00
Eagle,	27.30	6.60	44.47	10.77	1.85
Crown,	29.44	9.27	49.26	10.11	1.92

CONDENSED MILK WITHOUT CANE-SUGAR.

BRAND.	Water.	Fat.	Milk-sugar.	Casein.	Salts.
American,	52.07	15.06	16.97	14.26	2.80
New York,	56.71	14.13	13.98	13.18	2.00
Granulated Milk Company,	55.43	13.16	14.84	14.04	2.53
Eagle,	56.01	14.02	14.06	13.90	2.01

Condenser (*kon-den'ser*) [*condensare*, to make dense]. A lens or combination of lenses used in microscopy for gathering and concentrating rays of light.

Condiment (*kon'dim-ent*) [*condimentum*, spice]. Spice, sauce, or other appetizing ingredients used with food.

Condom, or **Cundum** (*kon'dum*, or *ku't-dum*) [corruption of *Conton*, the name of the inventor]. A sheath worn over the penis during copulation for the purpose of preventing conception.

Conduction (*kon-duk'shun*) [*conductio*; *conducere*, to draw together]. The passage or transfer of force or material from one part to another. **C.-resistance**, the resistance encountered by an electric current in passing through a circuit.

Conductor (*kon-duk'tor*) [*conducere*, to draw together]. 1. A body that transmits force-vibrations, such as those of heat or electricity. A term applied to the electrodes and cords by which they are joined to the battery. 2. An instrument serving as a guide for the surgeon's knife.

Conduplicate (*kon-du'plik-at*) [*conduplicare*, to double together]. In biology, doubled or folded together, as leaves or wings.

Condurango Bark (*kon-du-rang'go bark*) [native of S. Amer.]. Bark of *Gonolobus tetragonus*, or of *Conglobus condurango*; a remedy much used in S. America as an alternative in syphilis. It was introduced into the U. S. as a remedy for carcinoma of the

stomach, but yielded uncertain results. Dose of the fluid extract ʒss-j; of the tincture, ʒj-ij. Unof.

Condy's Fluid. One part of sodium or potassium permanganate dissolved in 500 parts of water; it is a useful disinfectant.

Condylar (*kon'-dil-ar*) [*κόνδυλος*, a knuckle]. Pertaining to the condyles.

Condylarthrosis (*kon-dil-ar-thro'-sis*) [*κόνδυλος*, a knuckle; *ἄρθρον*, a joint]. A form of diarthrosis, wherein a condyle is set in a shallow and elliptic cavity, and free and varied movement of the joint is possible; condylar articulation.

Condyle (*kon'-dil*) [*κόνδυλος*, a knuckle]. Any rounded eminence such as occurs in the joints of many of the bones, especially the *femur*, *humerus*, and *lower jaw*.

Condylloid (*kon'-dil-oid*) [*κόνδυλος*, a knuckle; *εἶδος*, likeness]. Resembling or pertaining to a condyle.

Condyloma (*kon-dil-oh'-mah*) [*κόνδυλωμα*, a swelling; *pl.*, *Condylomata*]. A wart-like growth or tumor about the anus or pudendum. The term is applied also to syphilitic patches and discolorations.

Condylomatous (*kon-dil-oh'-mat-us*) [*κόνδυλωμα*, a swelling]. Of the nature of a condyloma.

Condylotomy (*kon-dil-oh'-o-mē*) [*κόνδυλος*, a knuckle; *τέμνειν*, to cut]. Extra-articular osteotomy; a division through the condyles of a bone.

Cone, Conus (*kōn, kō'-nus*) [*κῶνος*, a cone]. A solid body having a circle for its base, and terminating in a point. A patch of choroidal atrophy near the papilla of the eye, in myopia. **C.**, **Graduated**, a cone-shaped body used for measuring the size of orifices of vessels, etc., especially in post-mortem examinations. **C.**, **Inhaler**. See *Anesthetic*. **C.** of **Light**, the triangular reflection from the normal membrana tympani. **C.**, **Retinal**, one of the rod-like bodies of elongated conical form, which, with the associated rods, form one of the outer layers of the retina, the so-called rod-and-cone layer. **C.**, **Spermatic**, one of the series of cones forming the head of the epididymis, and composed of the coiled efferent tubules.

Conenchyma (*kon-eng'-kim-ah*) [*κῶνος*, a cone; *ἐγχυμα*, an infusion]. In biology, a term applied to tissues formed of conical cells, as the velvety surface of some petals.

Confectio (*kon-fek'-she-oh*) [L.: *gen.*, *Confectionis*]. Official name for any confection, *q. v.* **C.** **damocratis**. See *Mithriate*.

Confection (*kon-fek'-shun*) [*confectio*, a preparation]. In pharmacy, a mass of sugar and water, or of honey, used as an excipient with a prescribed medicinal substance. There are two official (U. S. P.) *confectiones*; in the B. P. there are eight.

Confectioners' Disease (*kon-fek'-shun-erz dis-ēz'*). A disease frequently occurring in the workpeople manufacturing candied fruits, nuts, etc. It is confined to the nails of the fingers of the hands; the nail loses its polish, and becomes black, and the periungual portion becomes loosened and raised.

Configuration (*kon-fig-ū-rā'-shun*) [*configurare*, to form after something]. In chemistry, a term now designating what was formerly called the "constitution" or "structure" of the molecules.

Confinement (*kon-fin'-ment*) [L., *confiner*, to shut up]. The condition of women during childbirth.

Confirmatory (*kon-fir'-mat-or-ē*) [*confirmare*, to confirm]. Confirming. **C.** **Incision**, an abdominal section, made to confirm a diagnosis, as in case of malignant disease of the ovary, uterus, peritoneum, etc.

Confluent (*kon'-flu-ent*) [*confluere*, to flow together]. In descriptive pathology, a term applied to eruptions that run together. The opposite of discrete. In

anatomy, coalesced or blended; applied to two or more bones originally separate, but subsequently formed into one.

Conformator (*kon'-for-ma-tor*) [Fr., *conformateur*]. A form of cephalograph used in determining the outlines of the skull in craniometry.

Confrontation (*kon-fran-tā'-shun*) [*confrontari*, to be contiguous to]. The bringing of one person into the presence of another from whom he or she has contracted a disease, as an aid in diagnosis.

Confusion (*kon-fū'-zhun*) [*confusio*, a confounding]. Mixing; confounding. Embarrassment. **C.** **Colors**, a set of colors so chosen with regard to their degree of brilliancy that they cannot be distinguished by one who is color-blind; a good test for color-blindness.

Congelation (*kon-jel-ā'-shun*) [*congelatio*, a freezing]. 1. Freezing; frost-bite; intense cold or its effect on the animal economy, or any organ or part. 2. The chilling or benumbing effect of any freezing-mixture or application; mainly employed for its local anesthetic effect. 3. Coagulation.

Congener (*kon'-jen-er*) [L., of the same race]. In biology, belonging to the same genus; closely allied.

Congenital (*kon-jen'-it-al*) [*con*, together; *genitus*, born]. Existing at birth.

Congestion (*kon-jes'-chun*) [*congerere*, to heap up]. An abnormal collection of blood in a part or organ. Congestion may be active or passive, atonic or inflammatory, functional or hypostatic. It is also named from the parts affected; the most important varieties of morbid congestion are the cerebral, spinal, pulmonary, hepatic, and renal.

Congestive (*kon-jes'-tiv*) [*congerere*, to heap up]. Marked by, due to, or of the nature of congestion.

Congius (*kon'-je-us*) [L.]. A Roman measure. A gallon.

Conglobate (*kon-glo'-bāt*) [*con*, together; *globare*, to make into a globe]. Rounded. **C.** **Glands**, the absorbent or lymphatic glands. See *Gland*.

Conglomerate (*kon-glom'-er-at*) [*conglomerare*, to heap up]. 1. Massed together; aggregated. 2. A mass of units without order. **C.** **Glands**, acinous glands.

Conglutin (*kon-glu'-tin*) [*con*, together; *gluten*, glue]. One of the proteids found in peas, beans, and other kinds of pulse. Vines considers it an artificial product. It is more glutinous and more soluble in acetic acid, and richer in nitrogen, than ordinary legumin. See *Casein*.

Conglutination (*kon-glu-tin-ā'-shun*) [*conglutinare*, to glue together]. The abnormal union of two contiguous surfaces or bodies, as of two fingers, or of the opposed surfaces of the pleural or pericardial sac.

Congo (*kon'-gō*) [native African]. A country of western Africa. **C.** **Fever**. See *Fever*. **C.** **Paper**, a test-paper stained with Congo-red. **C.** **paper Test**. See *Tests*, *Table of*. **C.** **red**, a red coloring matter which becomes blue in the presence of free HCl. It is used in chemic investigation of the gastric juice. See *Pigments*, *Conspectus of*. **C.** **Solution**. See *Tests*, *Table of*.

Congress (*konz'-gres*) [*congressus*, a meeting together]. An assemblage for deliberative purpose. **C.**, **Sexual**, coition, or carnal intercourse.

Congressus (*konz'-gres'-us*) [L.]. Congress, sexual intercourse. **C.** **interruptus**. See *Coitus reservatus*.

Conhydrin (*kon-hi'-drin*) [*κόνειον*, hemlock; *ἵδωρ*, water], C₁₁H₁₁NO. A solid alkaloid of conium, an oxyconin, occurring in pearly, iridescent, white, foliaceus crystals, with a faint, conin-like odor, and melting at 121° C. and distilling at 225°.

Conical (*kon'-ik-al*) [*κωνικός*, pertaining to a cone]. Cone-shaped. **C.** **Cornea**. See *Kerato-globus*.

Conidiophore (*ko-nid'ē-o-for*) [*κωνοφωρ*, dust; *σπειρω*, to bear]. In biology, applied to the hypha that produces conidia.

Conidium (*ko-nid'ē-um*) [*κωνο*, dust; *ιδιον*, dim. suffix; *pl. Conidia*]. In biology, the deciduous asexual spores of certain fungi. Also called *Basidiospore* and *Acospore*.

Conidiosis (*kon-id'ē-iz*). Synonym of *Urtharua*.

Coniferin (*konif'er-in*) [*κωνιφ*, cone-bearing], $C_{16}H_{22}O_2$ - $2H_2O$. A crystalline glucosid found in the cambium of coniferous woods, and consisting of shining needles. It effloresces in the air and melts at $185^{\circ}C$. It is also called *Abietin*.

Coniin (*kon'ī-nin*). See *Conium* and *Conin*.

Conin (*kon'ī-nin*) [*κωνιν*, hemlock], $C_8H_{13}N$. A volatile alkaloid that occurs in hemlock (*Conium maculatum*), chiefly in the seeds, and is obtained by extraction with acetic acid or distillation with soda. It is a colorless, oily liquid, having the odor of hemlock and boiling at $107-108^{\circ}$; its specific gravity is 0.880 at 0° .

Conium (*kon'ī-um*) [*κωνιον*, hemlock]. Hemlock. The green, full grown fruit of the spotted hemlock, *Conium maculatum*. It contains three alkaloids and a volatile oil. Its properties are mainly due to the alkaloids *coniin*, $C_8H_{13}N$, and *methylconiin*, $C_{11}H_{14}NCH_3$. It produces motor paralysis, without loss of sensation or of consciousness. Toxic doses cause death by paralysis of the organs of respiration. It is valuable in acute mania, delirium tremens, tetanus, blepharospasm, asthma, and whooping cough. **C.** **Abstract.**, made from conium 200, dilute hydrochloric acid 6, sugar of milk and alcohol q. s., to make 100 parts of abstract. Unof. Dose gr. ss-ijj. **C.** **cataplasma** (B. P.), made from the leaves. For external use. **C.** **Ext.**, **Alcoholic.**, each grain representing one grain of the drug. Dose gr. ij-v-xl. **C.** **Fld. Ext.**, same strength as preceding. Dose mjj-v-xl. **C.** **pilula Comp.** (B. P.), contains extract of hemlock and ipecac. Dose gr. v-x. **C.** **succus** (B. P.), made from the leaves. Dose mxxx-ζij. **C.** **Tinct.**, 15 per cent. strength. Dose mxx-ζj. **C.** **Vapor** (B. P.), for inhalations. Coniin, unof., volatile alkaloid of conium. Dose gr. $\frac{1}{50}$ - $\frac{1}{10}$. Coniin **Hydrobrom.**, $C_8H_9(C_3H_7)$, unof., recommended for spasmodic affections. Dose gr. $\frac{1}{50}$ - $\frac{1}{2}$. All preparations uncertain in strength. Coniin. **Hydrobrom.**, **Injectio Hypoderm.** Dose mjj-ijj.

Conjugal (*kon'ju-gal*) [*conjugalis*, a husband or wife]. Pertaining to marriage; connubial. **C.** **Diabetes**, diabetes affecting husband and wife together; this is said to be not infrequently observed.

Conjugate (*kon'ju-at*) [*con*, together; *jugare*, to yoke]. Yoked or coupled. **C.** **Deviation.** See *Deviation*. **C.** **Diagonal, Internal**, an internal measurement of the pelvis from the middle of the subpubic ligament to the sacro-vertebral angle. It is 12 cm. **C.** **Diameter** (of the pelvis), the antero-posterior or sacro pubic. See *Diameter*. **C.** **Diameter** (of the pelvis), **external**. See *Baudelocque, Diameter*. **C.** **Focus.** See *Focus*. **C.** **-symphyseal Angle**, the angle that the conjugate diameter of the pelvis makes with the pubic bone at the symphysis. **C.** **True**, the minimum useful diameter of the pelvic inlet. See *Diagnosis*.

Conjugation (*kon-ju-ga-shun*) [*conjugatus*, joined to 2 things]. In biology, that form of sexual reproduction in which the cells, similar in size and appearance, unite to form a zygote. The sexual character of conjugation was first pointed out by Vaucher, in 1803.

Conjunctiva (*kon-jukt'iv-ah*) [*conjunctiva*, connecting]. The outermost membrane covering the anterior portion of the globe of the eye, reflected on and extending to the inner surfaces of the lids. Its parts are called *palpebrales conjunctivae*, or *bulbar*.

Conjunctival (*kon-jukt'iv-al*, or *kon-jukt'iv-al*) [*conjunctivus*, connecting]. Relating to the conjunctiva.

Conjunctivitis (*kon-jukt'iv-ī-tis*) [*conjunctivus*, connecting; *itis*, inflammation]. Inflammation of the conjunctiva. It may be catarrhal, croupous, diphtheric (or membranous), gonorrhoeal, phlyctenular, purulent, etc., in character or origin. **C.**, **Atropin**, a peculiar idiosyncratic catarrh of the conjunctiva produced by prolonged use of atropin as a mydriatic, and characterized by the formation of numerous follicles. **C.** **crouposa**, a form associated with the formation of a whitish-gray membrane that is easily removed. **C.** **diphtheritica**, a specific purulent inflammation of the conjunctiva spreading by infection, yielding a contagious secretion, and leading to necrosis of the infiltrated tissue. **C.** **eczematosa**. See *C. lymphatica*. **C.** **Egyptian**. See *Trachoma*. **C.** **exanthematica**. See *C. lymphatica*. **C.** **follicularis**, a form characterized by the presence of follicles. **C.**, **Granular**. See *Trachoma*. **C.** **lymphatica**, that occurring in scrofulous individuals. It is accompanied by the formation of ulcers. **C.** **membranacea**. See *C. crouposa* and *Ophthalmia*. **C.** **phlyctenulosa**. See *C. lymphatica*. **C.** **pustulosa**. See *C. lymphatica*. **C.** **scrofulosa**. See *C. lymphatica*.

Connate (*kon'at*). See *Confluent* and *Congenital*.

Connection (*kon-ek't-shun*) [*connectere*, to connect]. Sexual intercourse.

Connective (*kon-ek'tiv*) [*connectere*, to connect]. 1. Connecting; binding. 2. In botany, the portion of the filament that connects the two cells of an anther. **C.** **Tissue**. See *Animal Tissue*.

Connivent (*kon-ī'vent*) [*connivere*, to wink at]. In botany converging toward each other; applied to stamens that converge above, as those of the violet.

Conocephalic, or **Conocephalous** (*ko-no-sef'al-ik*, *ko-no-sef'al-us*) [*κωνος*, cone; *κεφαλή*, head]. Having the skull somewhat conoidal.

Conoid, or **Conoidal** (*kon'oid*, or *ko-noi'dal*) [*κωνος*, cone; *ειδος*, shape]. Of a conical or approximately conical shape. **C.** **Ligament**, the lower and inner part of the coraco-clavicular ligament. **C.** **Tubercle**, the eminence on the inferior surface of the clavicle to which the *C. ligament* is attached.

Conquassant (*kon-kwas'-ant*) [*conquassare*, to shake severely]. Very severe (applied chiefly to labor-pains at the acme of their intensity).

Conquassation (*kon-kwas'-shun*). See *Concassation*.

Conquinamin (*kon-kwin'-am-in*). An alkaloid of *Cuprea* bark.

Conrad's Water. An eye-wash composed of three parts of mercuric chloride, 100 of distilled water, and five to ten of tinctura opii crocata.

Conroy's Test. See *Tests, Table of*.

Consanescent (*kon-san-es'-ent*) [*consanescere*, to become sound]. Healing, becoming healed (applied mostly to wounds).

Consanguine (*kon-san'-gwin*) [*consanguineus*, of the same blood]. Allied by birth or descent; akin by blood-relationship.

Consanguineous (*kon-san'-gwin'-e-us*) [*consanguineus*, of the same blood]. Related by a common parentage.

Consanguinity (*kon-san'-gwin'-it-ē*) [*con*, together; *sanguis*, of blood]. The relationship arising from common parentage; blood-relationship.

Consciousness (*kon'-shus-nes*) [*consciens*, knowing]. The state of being aware of one's own existence, of one's own mental states, and of the impressions made upon one's senses; ability to take cognizance of sensations; applied to *ab extra* impressions. **C.**, **Double**, that morbid condition in which there are two separate

and alternating states of mental consciousness, in either one of which the events that have occurred in the other state are not remembered by the patient.

Consenescence (*kon-sen-es'ens*) [*consenescere*, to grow old]. The state or condition of growing old.

Consensual (*kon-sen'-su-al*) [*consensus*, agreement]. Reflex and involving sensation, but not volition; as a consensual act or movement.

Consent (*kon-sent'*) [*consentire*, to agree]. In forensic medicine, this term signifies willing participation in unnatural or illegal intercourse. In pathology, a sympathetic affection of a part distant from a diseased part.

Consentience (*kon-sen'-she-ens*) [*consentire*, to agree]. Undeveloped or unintellectual consciousness; the sum or result of the impressions made by sensations upon the psychic center of the organism.

Conserve, or Conserve (*kon-serv'-vah, or con-serv'*) [*conservare*, to keep]. A confection, *q. v.*

Conservancy (*kon-serv'-van-se*) [*conservare*, to keep]. Public conservation of health or of things that make for health; the sum of hygienic or preservative legislation. **C. System.** See *Sewage, Disposal of.*

Conservative (*kon-serv'-vat-iv*) [*conservare*, to keep]. Aiming at the preservation and restoration of injured parts; as conservative surgery or dentistry.

Conservator (*kon'-serv-va-tor*) [*conservare*, to preserve]. A person appointed to look after the business interests and general welfare of an insane person or idiot.

Consolidant, Consolidating (*kon-soll'-id-ant, or kon-soll'-id-a-ting*) [*consolidare*, to make firm]. Tending to heal or promoting the healing of wounds or fractures; favoring cicatrization.

Consolidation (*kon-soll'-id-a'-shun*) [*consolidare*, to make firm]. The process of becoming firm or solid, as a lung in pneumonia.

Consonants (*kon'-so-nants*) [*con*, together; *sonare*, to sound]. Non-vowel sounds in speaking produced at certain parts of the resonance-chamber. They are sounded only with a vowel. They consist of Explosives, Aspirates, Vibratives, and Resonants; they are also divided into four classes, according to the situation in which they are produced—the **Articulation Positions**,—the first being between the lips; the second between the tongue and hard palate; the third between the tongue and soft palate; the fourth between the vocal bands. **Labials**, made at the lips, may be explosive (*b, p*), aspirate (*f, v, w*), vibrative (the "burr"), and resonant (*m*). These form the consonants of the first articulation position. Those of the second position are the explosives *t* and *d*; the aspirates *s, z, sch, th*; the vibrative *r*; the resonant *n*. Those of the third position are the explosives *k* and *g*; the aspirates are the unvoiced consonants, unvoiced *ch* and *j*; the vibrative, palatal *r*; the resonant, palatal *n*. That of the fourth position is the aspirate, the glottis-formed *h*.

Constant (*kon'-stant*) [*constans*, steady]. Fixed; not changing. **C. Battery, Element, or Cell.** One yielding a constant current. A galvanic battery, of which the most common types are those of Bunsen, Callaud, Daniell, Grénét, Grove, Leclanché, and Smee.

Consteratio (*kon-ster-na'-she-o*) [*l.*]. See *Night-Terrors*.

Constipation (*kon-stip-a'-shun*) [*constipare*, to crush tightly together]. Costiveness; retention and hardness of the feces from functional inactivity of the intestinal canal, or from abnormalism of the biliary or other secretions. It may also be due to mechanical obstruction of the intestinal canal, paresis of the intestinal walls, the use of certain foods, and general depression of vital activity.

Constituent (*kon-stit'-u-ent*) [*constituere*, to establish]. A formative element or ingredient. **The Constituents of the Organism** are organic and inorganic. **The Inorganic C.** are Water, forming 58.5 per cent. of the body; Gases, such as oxygen, marsh-gas, etc.; Salts, of which the chief are sodium chloride, calcium phosphate (forming more than one-half of the bones), sodium phosphate, sodium carbonate, sodium and potassium sulphates, potassium chloride, calcium fluoride and carbonate; Free Acids, as hydrochloric, sulphuric, etc.; Bases, such as silicon, manganese, iron. **The Organic C.** comprise the large classes of the proteids, albuminoids, fats, etc.

Constitution (*kon-stit'-u'-shun*) [*constituere*, to dispose]. In chemistry, the atomic or molecular composition of a body. In pharmacy, the composition of a substance. In physiology, the general temperament and functional condition of the body.

Constitutional (*kon-stit'-u'-shun-al*) [*constituere*, to dispose]. Pertaining to the state of the constitution. **C. Diseases**, in pathology, such diseases as are inherent, owing to an abnormal structure of the body. Also, inherited diseases. Also, a condition in which the disease pervades the whole system. General, in contradistinction to local.

Constrictor (*kon-strik'-tor*) [*constringere*, to bind together]. Any muscle that contracts or tightens any part of the body. See *Muscles, Table of.*

Constringent (*kon-strin'-j-ent*) [*constringere*, to constrict]. Same as *Astringent, q. v.*

Consultation (*kon-sul'-ta'-shun*) [*consultare*, to take counsel]. A deliberation between two or more physicians concerning the diagnosis of the disease of a patient and the proper method of treatment.

Consumption (*kon-sump'-shun*) [*consumere*, to consume or wear away]. Wasting, denutrition, or atrophy, loosely used as a synonym of *Tuberculosis*, especially pulmonary tuberculosis, *Phthisis, q. v.* **C. of the Bowels.** See *Diarrhea, Chronic Inflammatory.*

Consumptive (*kon-sump'-tiv*) [*consumere*, to consume or wear away]. 1. Of the nature of tuberculosis. 2. One afflicted with pulmonary tuberculosis.

Contact (*kon'-takt*) [*contactus*, a touching]. A touching. **C. Lenses**, in optics, a glass shell the concavity of which is in contact with the globe of the eye, a layer of liquid being interposed between the lens and the cornea. **C. Series**, a series of metals arranged in such an order that each becomes positively electrified by contact with the one that follows it. The contact-values of some metals, according to Arvton and Perry, are as follows:—

DIFFERENCE OF POTENTIAL IN VOLTS.

Zinc, Lead210	Iron, Copper146
Lead, Tin	0.69	Copper, Platinum238
Tin, Iron	3.13	Platinum, Carbon113

C. Test, Heller's test. See *Tests, Table of.*

Contactile, or Contactual (*kon-tak'-til, or kon-tak'-tu-al*) [*contactus*, contact]. 1. Tactile. 2. Due to or spreading by actual contact.

Contagion (*kon-ta'-jun*) [*contagio; contingere*, to touch]. The process by which a specific disease is communicated between persons, either by direct contact or by means of an intermediate agent. (See, also, *Infection*.) Also the specific germ of virus from which a communicable disease develops. **C., Mental.** See *Imitation.*

Contagionist (*kon-ta'-jun-ist*) [*contagio; contingere*, to touch]. One who believes in the contagious origin or transmission of any given disease.

Contagious (*kon-ta'-jus*) [*contagium*, a touching]. Communicable or transmissible by contagion, or by a specific contagium. *Infection.*—applied to a

disease engendered by a specific agency, which, once present, may multiply and renew itself indefinitely, and which always gives rise to the same disease. (a) *Miasmata*.—applied to an infectious disease of which the specific cause exists only in certain localities, e. g., malaria, pneumonia, acute rheumatism. (b) *Contagium*.—applied to a disease of which the cause is transmitted from person to person, through houses, villages, cities, and countries, e. g., variola, morbilli, scarlatina, diphtheria, etc. (c) *Miasmaticus*.—applied to an infectious disease of which the specific cause is carried by persons, or their emanations, to a locality, and in the soil, water or houses of which it multiplies and thence generates the disease, e. g., cholera, enteric fever, yellow fever. **C. Typhus**.—Synonym of *Typhus Febris*, q. 7.

Contagium (*kōn-tāg'ī-um*) [L.]. Any virus or morbid matter by means of which a communicable disease is transmitted from the sick to the well. **C. animatum**, same as *C. vivum*. **C. vivum** ("living contagium"), any living vegetable or animal organism that causes the spread of an infectious disease.

Contest (*kōn-tēst'ē*) [*contestari*, to call to witness]. To dispute; to strive for. **C. Theory**, the doctrine of chemotaxis.

Contiguity (*kōn-tig'ū-itē*) [*contiguitas*, a touching]. Proximity. **C., Amputation in the**, is performed at a point, without section of a bone.

Continued (*kōn-tin'ū-itē*) [*continuarē*, to make continuous]. Persisted in. **C. Fever**, a fever that is neither intermittent nor typically remittent. See *Fever*.

Continuity (*kōn-tin'ū-itē*) [*continuitas*, uninterruptedness]. In anatomy, the portion lying between two ends, as the shaft of a bone. **C., Solution of**. See *Solutio*. **C., Amputation in the**, amputation in which a bone is divided.

Continuous (*kōn-tin'ū-itē*) [*continuus*, joined; uninterrupted]. Unbroken. **C.-gum Work**, a method of constraining artificial dentures.

Contortion (*kōn-tōrt'ī-shūn*) [*contorquere*, to twist]. A twisting or writhing, as of the body.

Contour (*kōn-tōor'*) [Fr., *contour*, circuit]. 1. The line that bounds, defines, or terminates a figure. 2. In operative dentistry, to effect the restoration of lost parts of teeth by building them up with gold, etc. **C.-feather-hair**, one of those outer and longer hairs or feathers that go to determine the contour of a bird or mammal, as distinguished from a soft down feather or a hair of the under-fur. **C.-fillings**, in dentistry fillings in which the material is so built out as to restore the lost portion of the crown of the tooth; distinguished from plane or flush-fillings.

Contracted Heels. See *Heel*.

Contractility (*kōn-trākt'īl-itē*) [*contrahere*, to draw together]. That property of certain tissues, especially muscle, manifested by shortening upon the application of a stimulus.

Contraction (*kōn-trākt'ī-shūn*) [*contrahere*, to draw together]. Approximation of the elements of a tissue or organ, by diminishing its volume or contents. **C., Carpo-pedal**, a variety of tetany occurring in infants, at first invariably associated with dentition or seat-worms. There is a tendency of the fingers, toes, elbows, and knees, and a general tendency to convulsions. **C., Closing**, a variety of contractions produced at the instigation of a stimulus when the organ is closed. **C., Front-tap**, German name for a phenomenon often observed in case of tetany, especially in the arm. It is a delicate tremor of the hand and fingers. The foot is placed at a right angle to the leg, and the muscles of the front of the leg are excited, the result being extension of the foot from contraction of the gastrocnemii. See *Re-*

flexes, Table of. **C.-furrows**, a number of concentric curved lines near the ciliary margin of the iris. They are produced in the living iris by a folding of the iris upon itself during dilatation of the pupil. **C., Hour-Glass**. See *Uterus*. **C., Opening**, the muscular contraction produced by opening or breaking the circuit. **C., Paradoxic**, Westphal's term for a phenomenon that consists in the contraction of a muscle, caused by the passive approximation of its extremities. **C.-remainder**, the stage of elastic after-vibration or residual contraction persisting in a muscle after withdrawal of the stimulus. **C.-ring**, the boundary line between the upper and lower uterine segments, often marked by a perceptible ridge. That portion of the uterine canal that must be dilated to allow the escape of the fetus is called the *lower uterine segment*; that portion above the point at which the dilatation ceases, i. e., the contracting portion of the muscle, is called the *upper uterine segment*.

Contractions. See *Contracture* and also *Abbreviations*, in Introductory Tables.

Contracture (*kōn-trākt'chur*) [*contractus*, a drawing together]. Contraction; permanent shortening, as of a muscle; distortion or deformity due to the shortening of a muscle or of various muscles. In electro-therapeutics, muscular spasms, clonic or tonic, the variety determined in regard to time, by the method of application of the current.

Contra-extensio (*kōn-trāh-ek-sten'tī-se-ō*) [L.]. Counter-extension.

Contra-fissura (*kōn'trah-fis-sul'-rah*) [*contra*, opposite to; *fissura*, a fissure]. Cranial fissure or fracture produced by a blow upon the skull at a point distant from or opposite to the seat of the fracture.

Contra-indicant (*kōn-trāh-in'tīk-ant*) [*contra*, opposed to; *indicare*, to indicate]. 1. Having the effect of a contra indication. 2. A symptom, indication, or condition that forbids the use of a particular remedial measure or set of measures.

Contra-indication (*kōn-trāh-in'tīk-ā'-shūn*) [*contra*, against; *indicare*, to point out]. That pathologic or modifying condition in which a remedy or a method of treatment is forbidden that under ordinary cases might be proper.

Contra-stimulant (*kōn-trāh-stim'ū-lant*) [*contra*, against; *stimulare*, to stimulate]. 1. Counteracting the effect of a stimulus; depressing; sedative. 2. A sedative remedy.

Contra-stimulism (*kōn-trāh-stim'ū-lizm*) [*contra*, against; *stimulare*, to stimulate]. The doctrine of counterstimulus; Rasyonism.

Contra-stimulus, or **Contra-stimulus** (*kōn-trāh-stim'ū-lus*, or *kōn-tro-stim'ū-lus*) [*contra*, against; *stimulus*, a stimulus]. An influence that is opposed, or acts in opposition, to a stimulus.

Contraeryva (*kōn-trāh-er'vā*) [*contra*, against; *herba*, an herb]. The root of *Dorstenia contraeryva*, a stimulant, tonic, and diaphoretic. Its decoction is mucilaginous, and is serviceable in low fevers and malignant eruptive diseases. Dose ʒss. Unof.

Contrecoup (*kōn'tr-kōō*) [Fr.]. Counter-stroke, a variety of injury by indirect violence, as by a blow on a remote part. See *Contra-fissura*.

Contrectation (*kōn-trēk-tā'-shūn*) [*contrectatio*; *contrectare*, to touch]. Digital examination; palpation; touch; manipulation, as in massage.

Control (*kōn-trōl'*) [*contra*, against; *rotula*, a roll]. An experiment performed to test the correctness of the results of another experiment; a standard by which to check observations and insure the validity of their results. Also, a synonym for *Control Animal*. **C. Animal**. See *C. Experiment*. **C. Experiment**, an

experiment carried out under normal or common circumstances or conditions, to serve as a standard whereby to test the variation or value of another experiment carried out under peculiar or abnormal circumstances. For instance, an animal is rendered immune by inoculation with some anti-specific agent. Such an animal is called the **Immune Animal**. Another animal, not having been previously rendered immune, is called the **Control Animal**. Both animals are then exposed to the action of, or are inoculated with, the specific virus in question, and the relative differences in the reaction of the two animals to the last inoculation or exposure constitute the conclusions of the experiment.

Contusion (*kon-tu'-zhun*) [*contusio*: *contundere*, to bruise]. A bruise or injury by a blunt weapon, or by collision, without breaking the skin or covering. **C.-pneumonia**, a form of pneumonia following traumatism. It is of frequent occurrence.

Conus (*ko'-nus*) [*kōnos*, a cone; *pl.*, *Coni*]. A crescentic patch of atrophic choroid tissue near the optic papilla in myopia. **C. arteriosus**, the conoid eminence of the right ventricle of the heart, whence arises the pulmonary artery. **C. medullaris**, the cone-like termination of the spinal cord, continuous as the *filum terminale*. **Coni vasculosi**, a series of conical masses that together form the globus major of the epididymis.

Convalescence (*kon-val-es'-ens*) [*convalescere*, to become well]. A term applied to the restoration to health after the subsidence of a disease or ailment.

Convalescent (*kon-val-es'-ent*) [*convalescere*, to become well]. 1. One recovering from a sickness. 2. Recovering from sickness.

Convallamarin (*kon-val-am'-ar-in*) [*convallis*, a valley; *amarus*, bitter], $C_{23}H_{41}O_{12}$. A bitter, crystalline whitish powder; a glucosid derived from *Convallaria*. It is a rather active poison. See *Convallaria majalis*.

Convallaria (*kon-val-a'-re-ah*) [*convallis*, a valley]. A genus of liliaceous plants. **C. majalis**, Lily of the Valley. All parts of the plant are used in medicine. Its properties are due to *convallarin*, $C_{34}H_{62}O_{11}$, and *convallamarin*, $C_{23}H_{41}O_{12}$, glucosids. It is a prompt cathartic, diuretic, and cardiac stimulant, valuable as a heart-tonic. Unlike digitalis, it has no cumulative effect. **C.**, **Ext.**, soluble in water. Dose gr. ij-x. **C.**, **Ext.**, **Fld.**, alcoholic. Dose ℥ ij-xj. **C. infusum**, prepared with three times its weight of water. Dose ʒ ss-ij. **Convallamarin**, or **Convallamarinum**, is soluble in water. Dose gr. ʒ ij. All unof.

Convallarin (*kon-val'-ar-in*) [*convallis*, a valley], $C_{34}H_{62}O_{11}$. A purging, crystalline glucosid derived from *Convallaria*.

Convallarrhetin (*kon-val-ar-e'-tin*) [*convallis*, a valley; *ῥητινῆ*, resin], $C_{28}H_{52}O_6$. A poisonous resiniform substance obtainable from convallarin upon the separation of glucose from the latter.

Convection (*kon-vek'-shun*) [*convēhere*, to carry together]. A transmission or carrying, as of heat or electricity. **C.-current**, a current of a liquid or gas heated to a temperature above that of the surrounding medium; it rises to the surface because of its lighter density, and thus the entire fluid or gas acquires the same temperature.

Convergence (*kon-ver'-jens*) [*convergere*, to tend to a center]. Inclination or a direction toward a common point, center, or focus, as, *e. g.*, of the axes of vision upon the near-point. **C.-theory**, a theory that accounts for the production of myopia by the pressure exerted by the external ocular muscles upon the eyeball in convergence, this pressure leading to distention of the eyeball.

Convergent (*kon-ver'-jent*) [*con*, together; *vergere*, to incline]. In biology, coming together. Tending to a common center. **C. Strabismus**. See *Strabismus*.

Convex (*kon-veks'*) [*convexus*, vaulted]. Rounded, as a swelling of a round or spheric form on the external surface; gibbous; opposed to concave.

Convexity (*kon-veks'-it-e*) [*convexus*, convex]. A surface rounding outward; the quality of being convex.

Convexo-concave and **Convexo-convex** (*kon-veks'-o-kon-kāv*, *kon-veks'-o-kon-veks*). See *Lens*.

Convolute (*kon'-vo-lūt*) or **Convolute** (*kon'-vo-lutēd*) [*convolutus*, rolled together]. Rolled together. **C. Bones**. See *Turbinated Bones*.

Convolution (*kon-vo-lūt'-shun*) [*convolvere*, to roll together]. A folding and turning upon itself of any organ, as the cerebrum and the small intestines; any gyrus of the brain. A *Table of the Convolution of the Cerebrum* is added. (See page 323.)

Convovulin (*kon-vo-lūt'-vu-lin*) [*convolvere*, to roll together], $C_{31}H_{50}O_{16}$. A glucosid derived from the roots of Jalap (*Convovulus purga*). It is a gummy mass, with active purgative properties.

Convovulus (*kon-vo-lūt'-vu-lus*) [*convolvere*, to roll together]. A genus of plants. **C. panduratus**, wild potato. The tuber is a mild cathartic. Dose gr. xl. Unof. **C. purga**. See *Jalap*. **C. scammonia**. See *Scammony*.

Convulsant (*kon-vul'-sant*) [*convellere*, *convulsus*, to pull together]. A medicine that causes convulsions.

Convulsion (*kon-vul'-shun*) [*convellere*, to convulse]. A general paroxysm of involuntary muscular contraction, whether tonic or (more especially) clonic. Loss of consciousness and voluntary control of the muscles, with clonic, tonic, or mixed contraction, etc. It may be due to epilepsy, other functional or organic disease of the brain, circulation, etc.; or may be cataleptic, hysteric, choreic, etc. See, also, *Epilepsy*. **C.**, **Infantile**, due to a number of causes, such as rickets, exhaustion, etc.; sometimes called "screaming fits." **C.**, **Puerperal**. See *Eclampsia*. **C.**, **Salaam**, *Eclampsia nutans*, *q. v.* **C.**, **Uremic**, due to the altered state of the blood in disease of the kidney.

Convulsionary (*kon-vul'-shun-a-re*) [*convellere*, to convulse]. One who is subject to convulsions; especially one of a set of patients who are subject to epidemic or imitative convulsions.

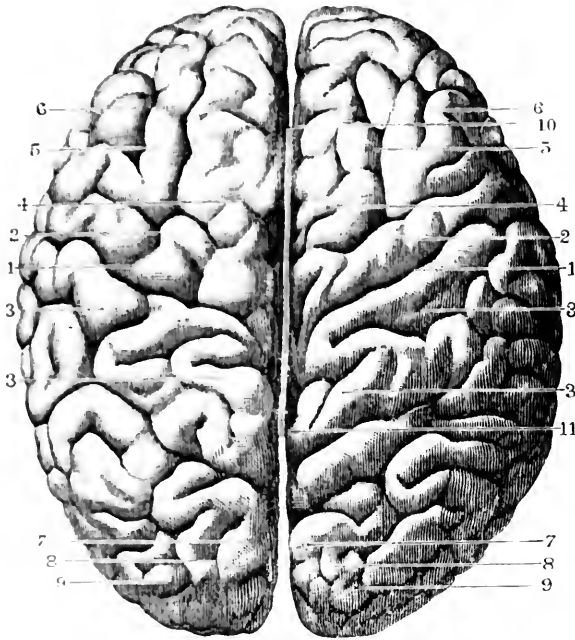
Convulsivant (*kon-vul'-siv-ant*) [*convellere*, to convulse]. An agent that causes convulsions.

Convulsive (*kon-vul'-siv*) [*convellere*, to convulse]. Marked by convulsions or spasms. **C. Cerebral Typhus**. See *Dubini's Disease*. **C. Cough**. See *Cynobex hebetis*. **C. Tic**. See *Habit-Spasm*. **C. Tremor**. See *Paramyo-tonus*.

Conydrin (*ko-ni'-drin*). See *Conhydrin*.

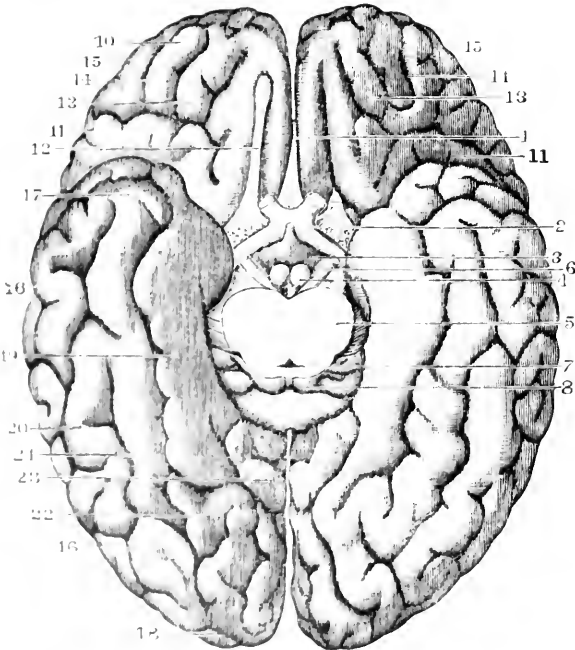
Cook's (Alleyer) Hematoxylin Solution. A solution for staining microscopic sections. Extract of logwood 6 gm., alum 0 gm., cupric sulphate 1 gm., and water, 40 c. c. are rubbed up into a paste in a mortar. This is allowed to stand for two days, and then filtered, and a crystal of thymol is added to the filtrate for preserving. See *Stains*, *Table of*.

Cooper's (Sir Astley) Arsenious Ointment. An ointment composed of arsenious acid and sulphur, each one part, spermaceti cerate, eight parts. It has been used as a local application in skin-affections. **C. Fascia**. See *Scarpa's Fascia*. **C. Hernia**. See *Hernia*, and *Diseas-*, *Table of*. **C. Irritable Breast**. Synonym of *Mastodynia*. **C. Irritable Testicle**. Synonym of *Orchialgia*. **C. Ligaments**. See *Ligaments*. **C. Method**. See *Treatment, Methods of*. **C. Operations**,



CONVOLUTIONS OF THE SUPERIOR ASPECT OR CONVEXITY OF THE CEREBRUM.

- 1, 1. Fissure of Rolando. 2, 2. Ascending frontal convolution. 3, 3. Ascending and superior parietal convolutions. 4, 4. First frontal convolution. 5, 5. Second frontal. 6, 6. Third frontal. 7, 7. First occipital. 8, 8. Second occipital. 9, 9. Third occipital. 10. Anterior extremity of corpus callosum. 11, 11. Posterior extremity.



CONVOLUTIONS OF THE INFERIOR ASPECT OF THE CEREBRUM.

1. Anterior commissure. 2. Optic chiasm. 3. Tubercle of the corpus callosum. 4. Corpus callosum or mammillaria. 5. Fissure of Sylvius. 6. Fissure of Rolando. 7. Appendix of Sylvius. 8. Testes. 9. Fissure of the corpus callosum. 10. Fissure of the corpus callosum. 11. Convolution of the fissure of

See *Operations, Table of. C. Ventilator. See Ventilation.*

Coopers' Knee. An enlarged bursa patellæ found in coopers, as the result of pressure exerted by the knee against the barrel.

Coördination (*ko-or-din-ah'-shun*) [*con*, together; *ordinare*, to regulate]. The harmonious activity and proper sequence of operation of the various organs of the body, especially of those parts that cooperate in the performance of any function.

Copaiba (*ko-pal'-e-bah*) [Sp.]. Balsam of Copaiba. The oleoresin of *Copaifera officinalis*, *C. coriacea*, *C. guianensis*, *C. multi-juga*, *C. cordifolia*, *C. laxa*, *C. nitida*, *C. oblongifolia*, and *C. langsdorffii*; leguminous trees, native to South America. It is a stimulant, diuretic, diaphoretic, and an expectorant, and is much used in gonorrhœa, although now considered of doubtful value.

C., **Massa**, copaiba 94, magnesia 6 parts. Dose ℥x-ʒj. **C.**, **Mist. Comp.**, Lafayet-ette's mixture, unof., copaiba ʒvij, oil cubeb ʒi, glyceriti vitelli ʒvij; triturate and add syr. aq. menth. pipelit. ʒiiss; then add, with constant stirring, liq. potass. ʒss, tinct. cardamon comp. ʒij, spt. ather. nitrosi, ʒss, aq. menth. pipelit. q.s. to make ʒviij. Dose ʒj-ʒss. **C.**, **Ol.** Dose ℥x-xv. **C.**, **Resina**, mainly copalic acid. Dose gr. j-v.

Copal (*ko'-pal*) [Mex., *copalli*, resins]. **Anime.** These terms include a number of related resins that are of both fossil and recent origin. The copal resins, when of good quality, are too hard to be scratched by the nail, have a conchoid fracture, and a specific gravity ranging from 1.059 to 1.080. Unlike others, they are soluble with difficulty in alcohol and essential oils, and are, therefore, valuable for making varnishes. The softer kinds are called *anime*.

Copalche (*ko-pal'-che*) [Mex.]. The bark of *Croton niveus* and other trees of tropical America. The term is a vague one, and is little used in medical literature.

Copalin, Copalm (*ko'-pal-in*, *ko'-palm*) [Mex., *copalli*, resins]. The sweet-gum tree, *Liquidambar styraciflua*; also the resin that in warm latitudes exudes from it, the so-called Hightgate resin.

Copeman's Method. A method of overcoming the nausea and vomiting of pregnancy. It consists in digital dilatation of the cervix uteri to a slight degree, not sufficient to induce abortion.

Copernicia cerifera (*ko-per-nish'-e-ah ser-ih'-er-ah*). See *Carnauba*.

Cophosis (*ko-fol'-sis*) [*κωφός*, deaf]. Deafness or dulness of hearing.

Copiopia (*ko-pi-oh'-pe-ah*) [*κόπιος*, a straining; *ὤψ*, eye]. Eye-strain; weariness of the eyes. **C. hysterica**, a term applied to those symptoms that indicate hyperesthesia of the fifth and optic nerves.

Sylvius. 12. Olfactory nerve. 13. Third convolution of inferior surface of frontal lobe. 14. Fourth convolution. 15. Third convolution of external surface of frontal lobe. 16. External border of posterior lobe. 17. Sphenoidal extremity. 18. Occipital extremity. 19. Hippocampal convolution. 20. External convolution of posterior lobe. 21. Middle convolution. 22. Internal convolution. 23. Gyrus fornicatus.

TABLE OF CONVOLUTIONS OR GYRI OF THE CEREBRUM.

NAME.	LOCATION.	BOUNDARIES.
Abrupt.	Small convolutions at the extremity of the occipital lobe.	
Angular.	Posterior portion of inferior parietal lobe.	<i>Anteriorly</i> , continuous with the supra-marginal convolution. <i>Internally</i> , continuous with the middle temporo-sphenoidal convolution. <i>Posteriorly</i> , connected with the occipital lobe by the annectant convolutions.
Annectant (4).	Occipital lobe.	Connect the occipital with the temporo-sphenoidal and parietal lobes.
Annectant, external.	See <i>Annectant, first</i> .	
Annectant, first.	Occipital lobe; a portion of the superior occipital convolution.	Joins the superior occipital convolution with the superior parietal lobe.
Annectant, second.	Occipital lobe, posterior part.	Connects the angular and middle convolutions.
Annectant, superior.	See <i>Paroccipital</i> .	
Antero-parietal.	See <i>Frontal, ascending</i> .	
Antero-temporal.	See <i>Temporal, first</i> .	
Antorbital.	Frontal lobe (of orang-outang), orbital surface.	<i>Internally</i> , olfactory lobe.
Arcuate.	See <i>Uncinate</i> .	
Of Arnold.	See <i>Posterior, inferior</i> .	
Basilar, internal.	Frontal lobe (orbital face); probably the rectus convolution, <i>q. v.</i>	
Basirrhinal.	Temporal lobe, near tip.	Hippocampal and amygdalæ fissures.
Breves	The larger number of the insular convolutions, as distinguished from the long insular.	
Bridging.	See <i>Annectant</i> .	
Broca's.	The inferior or third frontal convolution, <i>q. v.</i>	
Callosal.	See <i>Fornicate</i> .	
Calloso-marginal.	See <i>Fornicate</i> .	
Central, anterior.	See <i>Frontal, ascending</i> .	
Central, posterior.	See <i>Parietal, ascending</i> .	
Choroid, anterior.	In the embryo, the convexity of the parietes of the lateral recess of the fourth ventricle.	
Choroid, inferior.	See <i>Choroid, posterior</i> .	
Choroid, posterior.	In the embryo, a convexity posterior to the anterior choroid convolution in the lateral recess of the fourth ventricle.	
Choroid, superior.	See <i>Choroid, anterior</i> .	
Of the corpus callosum	See <i>Fornicate</i> .	
Cruciate.	See <i>Orbital convolutions</i> .	
Cuneate.	Occipital lobe, median aspect of cerebrum; wedge-shaped.	<i>Above</i> , parieto-occipital fissure. <i>Below</i> , calcarine fissure.
Cuneiform.	See <i>Abrupt</i> .	
Dentate.	In the dentate fissure: rudimentary in man.	<i>Above</i> , the tænia hippocampi; terminates in the notch of the uncinate gyrus.
Descending	Occipital lobe.	<i>Anteriorly</i> , post-calcarine fissure.
Divisus	See <i>Frontal, ascending</i> .	
D'ourlet.	See <i>Fornicate</i> .	
External (4).	Convexity of each cerebral hemisphere (of dog).	

TABLE OF CONVOLUTIONS OR GYRI OF THE CEREBRUM.—*Continued.*

NAME	LOCATION.	BOUNDARIES.
Fornicate	Median surface of cerebrum, immediately above the corpus callosum.	<i>Above</i> , calloso-marginal fissure. <i>Internally</i> , great longitudinal fissure. <i>Below</i> , corpus callosum.
Frontal	See <i>Frontal, ascending</i> .	
Frontal, ascending	Frontal lobe.	<i>Above and below</i> , generally continuous with the ascending parietal convolution. <i>Posteriorly</i> , fissure of Rolando. <i>Anteriorly</i> , precentral and supereentral fissures.
Frontal, first	See <i>Frontal, superior</i> .	
Frontal, inferior	Frontal lobe, lower and outer portion. U-shaped convolution; forms an essential part of Broca's speech-center.	<i>Above</i> , subfrontal fissure. <i>Posteriorly</i> , the ascending frontal convolution. <i>Anteriorly</i> , becomes the posterior orbital convolution.
Frontal, lower	See <i>Frontal, inferior</i> .	
Frontal, middle	See <i>Frontal, second</i> .	
Frontal, second	Frontal lobe between the superior and inferior frontal convolutions.	<i>Posteriorly</i> , continuous with the ascending frontal convolution. <i>Anteriorly</i> , continuous with the middle orbital convolution. <i>Above</i> , superfrontal fissure. <i>Below</i> , subfrontal fissure.
Frontal, straight	See <i>Rectus</i> .	
Frontal, superior	Frontal lobe.	<i>Posteriorly</i> , continuous with ascending frontal c. <i>Anteriorly</i> , continuous with the internal orbital. Its mesal surface is called the marginal c. <i>Below</i> , the superfrontal fissure.
Frontal, third	See <i>Frontal, inferior</i> .	
Frontal, transversal	See <i>Frontal, ascending</i> .	
Frontal, upper	See <i>Frontal, superior</i> .	
Fronto-marginal	Frontal lobe of cerebrum, median aspect.	<i>Above</i> , fronto-marginal fissure. <i>Below</i> , supercallosal fissure.
Fronto-parietal, middle	See <i>Frontal, superior</i> .	
Fusiform	See <i>Subcollateral</i> .	
Gyrate	"Passes from the anterior extremity of the fornicate convolution over the upper surface of the callosum, becoming the medial and lateral striæ Lancisi."	
Gyrate form	See <i>Subcalcarine</i> .	
Hippocampal	Extends from the splenium, dipping behind and below the callosum, and continuing forward to the uncinate convolution.	The hippocampal and collateral fissures. <i>Anteriorly</i> , the uncinate convolution. <i>Posteriorly</i> , the splenium.
Infrontal	See <i>Subfrontal</i> .	
Infundibular	A V-shaped convolution about the inflected fissure.	
Infraparietal	Temporo-sphenoidal lobe, the superior convolution.	<i>Above</i> , the Sylvian fissure. <i>Below</i> , the super-temporal or parallel fissure.
Insular	One of a group of small convolutions that form the island of Reil.	
Insular lobe	A portion of the insula; recognized by its length and horizontal direction.	
Intercentral	The convolution between the two parallel central fissures, in the rare cases in which two co-exist.	The parallel central fissures.
Ipsilateral	See <i>Fornicate</i> .	
Ipsiform	See <i>Subcalcarine</i> .	
Longitudinal, superior	See <i>Fornicate</i> .	
Marginal	Frontal lobe.	<i>Internally</i> , longitudinal fissure. <i>Inferiorly</i> , the calloso-marginal fissure. <i>Posteriorly</i> , the calloso-marginal fissure and fissure of Rolando.

TABLE OF CONVOLUTIONS OR GYRI OF THE CEREBRUM.—*Continued.*

NAME.	LOCATION.	BOUNDARIES.
Marginal, external.	See <i>Fornicate</i> .	
Marginal, inferior.	See <i>Supertemporal</i> .	
Marginal, internal.	The lamina of the septum lucidum and dentate convolution.	<i>Above and externally</i> , by the fornicate convolution.
Medifrontal.	See <i>Frontal, second</i> .	
Medio-parietal, transverse.	See <i>Parietal, ascending</i> .	
Meditemporal.	Middle of temporal lobe; a small horizontal convolution.	<i>Above</i> , the supertemporal fissure. <i>Below</i> , mediotemporal fissure. <i>Posteriorly</i> , continuous with the angular convolution.
Mendel's.	See <i>Opercular</i> .	
Nuclear; also called <i>Rauber's convolution</i> .	A fold of gray matter in the olivary body.	
Occipital, fifth.	Occipital lobe (of gorilla). Corresponds to the lingual convolution of man.	
Occipital, first.	See <i>Occipital, superior</i> .	
Occipital, fourth.	Occipital lobe (of gorilla). Corresponds to the fusiform of man.	
Occipital, inferior.	Occipital lobe.	<i>Above</i> , middle occipital fissure. <i>Below</i> , inferior occipital fissure. <i>Anteriorly</i> , continuous with middle temporo-sphenoidal convolution.
Occipital, lower.	See <i>Occipital, inferior</i> .	
Occipital, middle.	Occipital lobe, between the first and third occipital convolutions.	<i>Superiorly</i> , transverse occipital fissure. <i>Inferiorly</i> , inferior longitudinal and occipital fissures. <i>Internally</i> , the median longitudinal fissure. <i>Externally or anteriorly</i> , it runs into the angular gyrus.
Occipital, second.	See <i>Occipital, middle</i> .	
Occipital, superior.	Occipital lobe, superior surface, upper convolution.	Connected with the superior parietal by the annectant gyrus.
Occipital, third.	See <i>Occipital, inferior</i> .	
Occipital, upper.	See <i>Occipital, superior</i> .	
Occipito-temporal.	Lower surface of temporo-sphenoidal lobe.	
Occipito-temporal, inferior.	See <i>Subcollateral</i> .	
Occipito-temporal, lateral.	See <i>Subcollateral</i> .	
Occipito-temporal, middle.	See <i>Subcalcarine</i> .	
Occipito-temporal, superior.	See <i>Subcalcarine</i> .	
Olfactory.	Arises in the anterior perforated space, passing forward in the olfactory sulcus, and ending in the olfactory bulb.	
Olfactory, external.	The lateral root of the olfactory tract.	<i>Internally</i> , the olfactory groove.
Olfactory, internal.	Frontal lobe; the ridge along the inner side of the olfactory groove. The internal root of the olfactory tract.	
Opercular; also called <i>Mendel's convolution</i> .	Frontal lobe.	Enters into the operculum.
Of the operculum.	See <i>Breves</i> .	
Orbital.	Frontal lobe; small convolutions on the orbital surface.	
Orbital, anterior.	Frontal lobe.	Continuous with the middle frontal convolution. <i>Posteriorly</i> , orbital sulcus.
Orbital, external.	See <i>Frontal, inferior</i> .	
Orbital, internal.	Frontal lobe	<i>Internally</i> , the rectus convolution.

TABLE OF CONVOLUTIONS OR GYRI OF THE CEREBRUM.—*Continued.*

NAME.	LOCATION.	BOUNDARIES.
Orbital, lateral.	Frontal lobe.	The ventral portion of the subfrontal convolution.
Orbital, middle.	Frontal lobe.	<i>Internally</i> , the internal orbital convolution.
Orbital, posterior.	Frontal lobe, a small convolution.	<i>Anteriorly</i> and <i>internally</i> , the orbital fissure. Continuous with the inferior frontal convolution.
Orbital, transverse.	Frontal lobe, posterior portion of inferior surface.	
Paracentral.	Parietal and post-frontal lobes, mesial aspect. It is the motor area for some part of the leg.	<i>Below</i> , the paracentral fissure. <i>Dorsal</i> , the precuneus.
Paratolandicis.	See <i>Paracentral</i> .	
Parietal.	See <i>Superior</i> .	
Parietal, ascending.	Parietal lobe.	<i>Anteriorly</i> , fissure of Rolando. <i>Posteriorly</i> , intraparietal fissure. <i>Below</i> , fissure of Sylvius. <i>Above</i> and <i>below</i> , usually continuous with the ascending frontal, and also <i>above</i> with the superior parietal convolutions.
Parietal, first.	See <i>Parietal, superior</i> .	
Parietal, inferior.	See <i>Subparietal</i> .	
Parietal, middle.	See <i>Angular</i> .	
Parietal, posterior.	See <i>Parietal, ascending</i> .	
Parietal, second.	See <i>Angular</i> and <i>Subparietal</i> .	
Parietal, superior.	Parietal lobe.	Continuous <i>anteriorly</i> with ascending frontal (generally). <i>Anteriorly</i> , upper part of fissure of Rolando. <i>Posteriorly</i> , the external parieto-occipital fissure. <i>Inferiorly</i> , the intraparietal fissure.
Parietal, third.	See <i>Marginal</i> .	
Parietal, upper.	See <i>Parietal, superior</i> .	
Parasoccipital, lateral.	See <i>Occipital, middle</i> .	
Parieto-occipital, middle (of Schwabach).	Occipital lobe; the dorsal surface of the superior occipital convolution.	
Parasagittal.	Occipital and parietal lobes; U-shaped, curving around the dorsal end of the occipital fissure.	<i>Laterally</i> , the paroccipital fissure. <i>Mesially</i> , the margin of the cerebrum.
Postcentral.	See <i>Parietal, ascending</i> .	
Postcruciate.	Posterior portion of the sigmoid convolution.	
Posterior, anterior (of Arnold).	Occipito-temporal lobe, ventral aspect.	
Postparietal.	See <i>Parietal, ascending</i> .	
Postprecentral.	See <i>Post-cruciate</i> .	
Postrolandicis.	See <i>Parietal, ascending</i> .	
Precentral.	See <i>Frontal, ascending</i> .	
Precentral, dog's brain.	In the dog's brain, the convolution lying in front of the cruciate fissure.	<i>Posteriorly</i> , the cruciate fissure.
Precruciate.	See <i>Precruciate</i> .	
Prefrontal.	Prefrontal lobes at junction of frontal and orbital aspects of the cerebrum.	<i>Caudad</i> , preorbital (or orbito-frontal) fissure.
Prefrontal, dog's brain.	See <i>Frontal, ascending</i> .	
Quadrate.	Parietal lobe of cerebrum, median surface.	<i>Anteriorly</i> , calloso-marginal fissure. <i>Posteriorly</i> , the parieto-occipital fissure. <i>Below</i> , continuous with the fornicate convolution.
Rolando.	See <i>Nuclear</i> .	
Rolandi.	Frontal lobe, orbital aspect.	Between the olfactory fissure and the mesial margin.

TABLE OF CONVOLUTIONS OR GYRI OF THE CEREBRUM.—*Continued.*

NAME.	LOCATION.	BOUNDARIES.
Retrocentral.	See <i>Parietal, ascending.</i>	
Rolandicus, anterior.	See <i>Precentral.</i>	
Rolandicus, posterior.	See <i>Post-central.</i>	
Sagittal.	In <i>Edentata</i> , the longitudinal convolution.	Lies next to the longitudinal fissure.
Of Schwalbe.	See <i>Parieto-occipital, middle</i>	
Sigmoid.	A U-shaped convolution, including important motor areas.	Surrounding the cruciate fissure.
Straight.	See <i>Rectus.</i>	
Subcalcarine.	Occipital and temporal lobes; a narrow convolution.	<i>Above</i> , calcarine fissure. <i>Below</i> , collateral fissure. <i>Peripherad</i> , the cuneus.
Subcallosal (of Zuckerkandl).	Mesial aspect of cerebrum.	Reaches from the chiasm to the rostrum.
Subcollateral.	Temporal lobe; the fusiform lobules of the brain.	Connects the occipital and temporal lobes. <i>Above</i> , collateral fissure. <i>Below</i> , subtemporal fissure.
Subfrontal.	See <i>Frontal, inferior.</i>	
Subparietal.	Parietal lobe.	<i>Above</i> , parietal fissure. <i>Anteriorly</i> , continuous with the marginal and angular convolutions. <i>Posteriorly</i> , the paroccipital fissure.
Subtemporal.	See <i>Temporal, inferior.</i>	
Superfrontal.	See <i>Frontal, superior.</i>	
Superior.	See <i>Temporo-sphenoidal, superior.</i>	
Supertemporal.	See <i>Infra-marginal.</i>	
Supra-marginal.	Inferior parietal lobe, anterior portion.	<i>Anteriorly</i> , the inferior extremity of the intraparietal fissure. <i>Below</i> , continuous with the ascending parietal and superior temporo-sphenoidal convolutions.
Supra-orbital.	See <i>Frontal, inferior.</i>	
Supra-sylvian.	The third external convolution of the dog	
Sylvian.	In <i>Marsupials</i> , the portion of the brain surrounding the fissure of Sylvius.	
Temporal, first.	See <i>Infra-marginal</i>	
Temporal, inferior.	Temporo-sphenoidal lobe; the lowest of the three convolutions.	<i>Posteriorly</i> , connected with the third occipital convolution. <i>Above</i> , the meditemporal fissure. <i>Below</i> , the subtemporal fissure.
Temporal, inframarginal.	See <i>Temporo-sphenoidal, superior.</i>	
Temporal, lateral inferior.	See <i>Temporal, inferior.</i>	
Temporal, lower.	See <i>Temporo-sphenoidal, inferior.</i>	
Temporal, middle.	See <i>Meditemporal</i>	
Temporal, second.	See <i>Meditemporal.</i>	
Temporal, superior.	See <i>Infra-marginal.</i>	
Temporal, third.	See <i>Subtemporal.</i>	
Temporal, transverse.	Temporal lobe, ental surface; a number (2 to 4) of short convolutions near its extremity.	
Temporal, upper.	See <i>Infra-marginal.</i>	
Temporo-occipital	See <i>Occipital, inferior.</i>	
Temporo-occipital, internal.	See <i>Fusiform.</i>	
Temporo-occipital, middle.	See <i>Calcarine.</i>	
Temporo-sphenoidal, first.	See <i>Temporo-sphenoidal, superior.</i>	

TABLE OF CONVOLUTIONS OR GYRI OF THE CEREBRUM.—Continued.

NAME.	LOCATION	BOUNDARIES.
Temporo-sphenoidal, inferior.	See <i>Temporal, inferior</i> .	
Temporo-sphenoidal, middle.	See <i>Metatemporal</i> .	
Temporo-sphenoidal, superior.	See <i>Tetra-marginal</i> .	
Transeundus.	See <i>Transitional</i> .	
Transitional.	A small convolution.	Anteriorly, the ascending branch of the fissure of Sylvius.
Transverse.	See <i>Frontal, ascending</i> .	
Triangular.	Frontal lobe.	Posteriorly, the opercular convolution.
Unciform.	See <i>Breves</i> .	
Uncinate.	Temporo-sphenoidal lobe (median surface).	Above, the calcarine and dentate fissures. Below, the collateral fissure. Internally, the great longitudinal fissure.
Vaulted.	See <i>Fornicate</i> .	
Of Zuerkandl.	See <i>Subcallosal</i> .	

Copodyscinesia (*kop-o-dis-in'-se-ah*) [*κόπος*, toil, fatigue; *δυσ*, hard; *κίνησις*, motion]. Difficult or faulty motion due to constant repetition of the same act. Lewis's term for the so-called Fatigue-diseases.

Copopsia (*kop-op'-se-ah*). See *Copiopia*.

Copos *α'ρ'ω* [*κόπος*, fatigue]. 1. Lassitude; exhaustion after illness. 2. Cramp in the calves of the legs.

Copper (*kop'-er*) [ME., *coppr*, copper]. Cuprum. A reddish-brown metal not used in medicine in its metallic form, but represented by several salts. The latter are gastro-intestinal irritants, producing nausea and emesis. See *Element*, *Table of*. **C. acetate**, Cu (C₂H₃O₂)₂, verdigris, used in pulmonary diseases, and as a lotion in skin diseases. Dose gr. $\frac{1}{10}$ - $\frac{1}{4}$. **C. aceto-arsenite**, Paris Green, used as a pigment and an insecticide. **C. ammoniate**, unof., ammonium carbonate 3, copper sulphate 4 parts. Useful in chorea, hysteria, etc. Dose gr. 16-j. **C. arsenite**, a salt valuable in intestinal diseases. Dose gr. $\frac{1}{10}$ - $\frac{1}{4}$. **C. nitrate** (B. P.), Cu NO₃ 5H₂O, is used for the same purposes as the sulphate. **C. sulphate**, CuSO₄ 5H₂O, soluble in water, valuable as an emetic. Dose, as an emetic, gr. ii-iv, as a tonic, gr. $\frac{1}{6}$ - $\frac{1}{2}$. **C. Amalgam**, a metallic filling material composed of chemically pure copper and red-distilled mercury. **C.-colic**. See *Colic*. **C.-glass**. Same as *Egyptian Blue*. **C.-green**. Same as *Melinite ven.* **C. Indigo**. Same as *Oil Blue*. **C. Lazulite**. Same as *Lazurite*. **C.-nose**. Synonym of *Leucorrhoea*. **C., Potassio-tartrate Sol.**, Fehling's solution, unof., copper sulphate gr. 70, distilled water ℥ 100; also dissolve Rochelle salt, gr. 485, in water ℥ 100; when required, mix and dilute with water ℥ 2720. Used as a test for glucose.

Copperas (*kop'-er-as*) [*αἰὶς*, *rosa*, rose of copper (?)]. A common name for ferrous sulphate. See *Ferrum*.

C.-black. See *Plumbeo-Carbonate of*.

Coppice-bark (*kop'-is-bark*). See *Oxycbark*.

Copra (*kop'-ra*) [Hind.]. The dried and crushed kernel of the coconut, from which cocoa oil is expressed.

Copragogue (*kop'-ra-gog*) [*κόπρα*, dung; *ἀγωγε*, lead]. A medicine to carry off feces; a purgative.

Copremesis (*kop'-re-mis*) [*κόπος*, dung; *ἔμεισις*, vomiting]. The vomiting of fecal matter.

Copremia (*kop'-re-mi-a*) [*κόπος*, dung; *αἰμα*, blood]. A form of general coprolalia arising

from absorption of unduly retained feces. This condition is occasionally met with in chronic constipation. The symptoms are anemia, sallow complexion, anorexia, frontal headache, vertigo, nausea, flatulence, thirst, lithemia, fetid breath, lassitude, hypochondriasis, and irritability of temper.

Copremic (*kop'-rem'-ik*) [*κόπρος*, dung; *ἐμεισις*, vomiting]. Relating to or affected with copremia.

Coproctic (*kop'-roh'-tik*) [*κόπρος*, feces]. Relating to feces; fecal.

Coproecholalia (*kop-ro-ek-o-la'-le-ah*) [*κόπρος*, filth; *ἠχώ*, an echo; *λαλίω*, a babbling]. The mechanical and purposeless utterance of obscene words by the insane.

Coprolalia (*kop-ro-la'-le-ah*) [*κόπρος*, filth; *λαλίω*, speech]. The use of filthy and offensive language as a manifestation of disease. See *Habit-spasm*.

Coprolith (*kop'-ro-lith*) [*κόπρος*, dung; *λίθος*, stone]. A hard mass of fecal matter in the bowels.

Coprophagous (*kop-roff'-a-g-us*) [*κόπρος*, dung; *φαγεῖν*, eat]. In biology, applied to dung-feeding beetles.

Coprophagy (*kop-roff'-a-jē*) [*κόπρος*, dung; *φαγεῖν*, to eat]. The eating of ordure; a symptom sometimes seen in insane and hysterical patients.

Coprophilous (*kop-roff'-il-us*) [*κόπρος*, dung; *φιλος*, loving]. In biology, fond of feeding or growing upon dung.

Coprorrhea (*kop-ror'-e-ah*) [*κόπρος*, dung; *ῥέειν* to flow]. Synonym of *Diarrhea*.

Coprostasia (*kop-ro-sta'-se-ah*). See *Coprostasis*.

Coprostasis (*kop-rost'-ta-sis*) [*κόπρος*, dung; *στάσις* a standing]. The accumulation of fecal matter; arrest of the outward movement of fecal matters.

Coptin (*kop'-tin*) [*κόπτειν*, to cut]. A colorless alkaloid of *Goldthread*. See *Coptis*.

Coptis (*kop'-tis*) [*κόπτειν*, to cut]. Goldthread. The root of *C. trifolia*, a simple bitter tonic resembling quassia. It contains *coptin*, an alkaloid closely allied to berberin. Dose gr. x-xxx.

Copula (*kop'-u-lah*) [L., "a band"]. 1. The *copula alba cerebri*, an anterior commissure of the cerebrum. 2. A thin lamina joining the rostrum with the terms.

Copulation (*kop-u-lah'-shun*) [*copulare*, to couple]. The act of sexual intercourse.

Copyopia (*kop-e-ah'-pe-ah*). See *Copiopia*.

Coqueluche (*kok-tiush'*) [Fr., a hood or cow]. Synonym of *Influenza*; also of *Whooping-cough*.

Coquet or **Coquette** (*ko-ke't'*) [Fr.]. Synonym of *Influenza*.

Coquilles (*ko-ke'll'*) [Fr.]. A variety of dark eyeglasses curved like shells.

Cor (*kor*) [L.; *gen., cordis*]. The heart. See *Heart*. In biology, according to Cæsalpino, the seat of the principle of life in plants. See *Knot-neck*. **C. adiposum**, a heart with a simple excess of the normal sub-pericardial fat. **C. biloculare**, reptilian heart; a congenital condition in which there is absence or deficiency of the septa of both cardiac auricles and ventricles. **C. bovinum**. See *Bovine Heart*. **C. seminis**, the heart of the seed; the corcle or corcule. **C. villosum**, hairy heart; the peculiar shaggy appearance presented by the heart in acute plastic pericarditis, with the deposited fibrin existing in long shreds.

Coraco- (*kor'-ak-o-*) [*κόραξ*, a crow]. Pertaining to the coracoid process, as *C. brachialis*. See *Muscles, Table of*.

Coracoid (*kor'-ak-oid*) [*κόραξ*, a crow; *είδος*, likeness]. 1. Having the shape of a crow's beak. 2. The coracoid process. **C. Ligament**, a triangular ligament joining the coracoid process to the acromion. **C. Process**, a beak-shaped process of the scapula.

Coracopectoralis (*kor'-ak-o-pek-to-r-al'-tis*) [*κόραξ*, a crow; *pectus*, the breast]. The pectoralis minor muscle. See *Muscles, Table of*.

Coral (*kor'-al*) [*κοράλλιον*, coral]. The hard substance secreted by marine polyps. **C. Calculus**, a peculiar dendritic form of calculus found in the pelvis of the kidney, and forming a complete mold of the infundibula and calices.

Coral Root (*kor'-al root*). Crawley. The root of *Corallorhiza odontorhiza*, a prompt and powerful diaphoretic that is used in fevers. Dose gr. xxx. **C., Fld., Ext.** Dose ℥xv-xxx. Unof.

Coralliform (*kor'-al'-if-orm*) [*corallum*, coral; *forma*, shape]. In biology, resembling coral.

Corallin (*kor'-al-in*) [*corallinus*, coral-red]. A coloring-matter derived from rosolic acid and alcoholic ammonia. It is used for dyeing red, and is noteworthy as being a cause of local and general poisoning, and it is liable to lead to cutaneous and constitutional affections in those who wear garments dyed with it. Some observers ascribe its ill-effects to an arsenical admixture. **C.-red.** See *Pigments, Conspectus of*. **C.-yellow.** See *Pigments, Conspectus of*.

Corallite (*kor'-al-it*) [*corallum*, coral]. In biology, the calcareous calyx or cup of a single coral polyp.

Corbiculum (*kor'-bik'-u-lum*) [*corbis*, a basket]. In biology, applied to the pollen-basket or the inner side of the tarsus of a bee.

Cord [*chorda*, a string]. Used as a synonym for the *Umbilical Cord*, the vascular, cord-like structure connecting the placenta and fetus. **C., Coiling of**, loops about the fetus or its members. **C., Columns of**. See *Columnns*. **C., False or Superior** (vocal), a fold of mucous membrane on either side of the middle line of the larynx, inclosing the superior thyro-arytenoid ligament. **C., Knots of**, real knots of the cord formed by the passage of the fetus through a loop. *False Knots*, accumulations of Wharton's jelly at particular points. **C., Presentation of**, descent of the cord, at the beginning of labor, between the presenting part and the membranes. **C., Prolapse of**, descent at the rupture of the bag of waters; *incomplete*, if remaining in the vagina, *complete*, if protruding therefrom. **C., Spinal**. See *Spinal Cord*. **C., Torsion of**, twisting upon its axis. The blood-vessels of the

cord make about 40 spiral turns. **C., Vocal**. See *Vocal Band*. **C. of Weitbrecht**, the orbicular ligament of the elbow. See also *Chorda*.

Corda (*kor'-dah*). See *Chorda*. **C. valvuleux**, Dufour's term for the cecal pouches or pancreatic organs invariably and normally loaded with bacteria (*Muracoccus insectorum*, Burrill) in certain families of the higher Hemiptera (*Pentatomidae, Scutelleridae, Coremehentidae*); invariably wanting in the lower Hemiptera.

Cordial (*kor'-jal*) [*cor*, the heart]. 1. Pertaining to the heart; exhilarant; stimulant. 2. An aromatic, spirituous stimulant.

Cordiale (*kor-de-a'-le*) [L.]. A cordial. **C. rubi fructus**. See *Blackberry Cordial*.

Corditis (*kor-dit'-tis*). See *Chorditis*.

Cordon (*kor'-don*) [Fr., a cord or rope]. A chain of posts to enforce a quarantine against a place infected with an epidemic disease.

Cordylus (*kor'-dil-us*) [*κόρδύλη*, a club]. In biology, one of the tentacular "auditory clubs" of *Hydromedusa*.

Core (*kor*) [ME., *core*, a core]. 1. The central slough of a boil or carbuncle. 2. The axial or central portion of the terminal corpuscle in a nerve. 3. A bundle of soft iron wires used as a magnet in the center of a coil.

Coreclisis (*kor-ek-ti'-sis*). See *Coreocclisis*.

Corectasis (*kor-ek'-tas-is*) [*κόρη*, pupil; *ἐκτασις*, a stretching out]. Dilatation of the pupil.

Corectome (*kor-ek'-tom*) [*κόρη*, the pupil; *ἐκτεμνναι*, to cut out]. An instrument used in iridectomy.

Corectomy (*kor-ek'-to-me*) [*κόρη*, pupil; *ἐκτεμνναι*, to cut out]. See *Iridectomy*, and *Pupil, Artificial*.

Corectopia (*kor-ek-to'-pe-ah*) [*κόρη*, pupil; *ἰσπότης*, misplaced]. An anomalous position of the pupil; displacement of the pupil.

Coreclialysis (*kor-e-di-al'-is-is*) [*κόρη*, pupil; *διαλύνειν*, to liberate]. The production of an artificial pupil at the ciliary border of the iris.

Coreclialstasis (*kor-e-di-as'-tas-is*) [*κόρη*, pupil; *δύστασις*, dilatation]. Dilatation of the pupil.

Corelysis (*kor-el'-is-is*) [*κόρη*, pupil; *λύσις*, a loosening]. The detachment of iritic adhesions to the lens, or to the cornea.

Coremorphosis (*kor-e-mor'-fo-sis*) [*κόρη*, pupil; *μόρφωσις*, formation]. See *Pupil, Artificial*.

Corencclisis (*kor-en-kl'-sis*) [*κόρη*, pupil; *ἐκλείσις*, inclusion]. The formation of a new pupil by displacement, the iris being drawn aside and in part excised.

Coreometer (*kor-e-om'-et-er*) [*κόρη*, pupil; *μετρον*, a measure]. An instrument for measuring the pupil of the eye.

Corephthisis (*kor-ef'-tis-is*) [*κόρη*, pupil; *ὀφθις*, a wasting]. See *Coreophthisis*.

Coreplasty (*kor'-e-plas-te*). See *Pupil, Artificial*.

Coreses (*kor'-es-es*) [*κόρυς*, a bed-bug]. In botany, reddish discoid bodies found beneath the skin of grapes.

Coretomy (*kor-el'-to-me*) [*κόρη*, pupil; *τέμνειν*, to cut]. Iridotomy or iridectomy; any surgical cutting operation on the iris.

Coriaceous (*kor-e-a'-she-us*) [*corium*, leather]. In biology, leathery.

Coriamyrtin (*ko-re-am-er'-tin*) [*corium*, a hide; *myrtus*, myrtle]. An exceedingly poisonous principle, a glucosid, obtained from the fruit of *Coriaria myrtifolia*.

Coriander, or **Coriandrum** (*ko-re-an'-d-r*, *ko-re-an'-d-rum*) [*κοριαννον*, coriander]. Coriander. The fruit of *C. sativum*, an aromatic carminative and stimulant, used mainly to give flavor to other remedies and as a corrective to griping purgatives. Dose gr. x-xx. **C., Ol**, the volatile oil. Dose ℥ ij-v.

Coriaria (*ko-re-á'-re-ah*) [L.]. A genus of poisonous shrubs of several species, having a wide geographic distribution. **C. myrtifolia**, used in dyeing and tanning, has poisonous berries and shoots. The seeds and shoots of **C. sarmentosa** of New Zealand afford what is called *tree poison*. The memory is said to be impaired after recovery from poisoning by this plant. Unof.

Corium (*ko'-ri-um*) [L., leather]. The deep layer of the cutis.

Cork (*k'ok*) [*koros*, bark]. A substance obtained from the outer part of the sub-epidermic bark of certain oaks, as (*Quercus rubra* and *Q. occidentalis*, of the Mediterranean region; extensively used in pharmacy, and to some extent in surgery. **C.-oak**. See *Oak-bark*. **C.-black**. See *Phonics*, *Conspicuity of*.

Corn (*k'orn*) [*koron*, the trunk of a tree]. The bulbous underground part of certain plants, as the crocus.

Cormophyte (*ko'-rmo-fite*) [*κορμος*, the trunk of a tree; *φυτε*, a plant]. In biology, a term formerly applied to vascular cryptogams and flowering plants—to all plants possessing roots, stems and leaves.

Cornus (*k'orn-us*) [*cornus*, a tree-trunk; *pl.*, *Corni*]. In biology, a colony of animals, associated "personae." See *Corn*.

Corn [*cornu*, horn]. A local induration and thickening of the skin from friction or pressure. See *Clavus*. **C.-flower**. See *Centaurea*. **C.-plaster**, a thick plaster worn over a corn, sometimes as a direct curative agent, and sometimes to prevent pressure and friction from the shoe. **C.-silk**, the long, thread-like styles of Indian corn, gathered while still green and succulent. It is used occasionally to relieve the pain and spasm of chronic and subacute cystitis, and is also recommended for gonorrhea, gravel, rheumatism, gout, etc. Dose of the *tincture* ʒss to j. See *Zea mays*. **C.-smut**. See *Ustilago*. **C.-starch**, the commercial name of a starch derived from maize, and extensively used as an article of food, especially for invalids.

Cornalia's Corpuscles. See *Bacteria*, *Synonymatic Table*.

Cornalian Corpuscles. See *Bacteria*, *Synonymatic Table*.

Corne's Test. See *Tests*, *Table of*.

Cornea (*k'or-ne-ah*) [*corneus*, horny]. The transparent anterior portion of the eyeball, its area occupying about one sixth the circumference of the globe. It is continuous with the sclerotic, and is nourished by lymph from the looped blood-vessels at its peripheral border. It is lined posteriorly by Descemet's membrane; the conjunctiva is firmly adherent to its substance in front. **C.**, **Conical**. See *Keratoglobus*. **C.**, **Leukoma** of. See *Leukoma*. **C.**, **Tattooing** of. See *Tattooing*. **C.**, **Transplantation of**, the operation of engraving a section of transparent cornea from some animal into the space of an excised portion of leukomatous human cornea.

Corneal Reflex (*k'or-ne-ah*) [*cornu*, horny]. Relating to the cornea. **C. Reflex**. See *Reflexes*, *Table of*.

Cornein (*ko'-ren-in*) [*corneus*, horny], $C_{30}H_{11}N_9O_{11}$. The substance of gorgonia and certain corals.

Corneitis (*ko'-ren-ite*) See *Keratitis*.

Corneocalcareous (*ko'-ren-oh-kal-ko'-re-us*) [*corneus*, horny; *calcareus*, pertaining to lime]. In biology, formed of a mixture of horny and calcareous substances.

Corneosilicious (*ko'-ren-oh-sil-ko'-us*) [*corneus*, horny; *silicious*, pertaining to flint]. In biology, applied to substances containing both horny and silicious substances.

Corneous (*ko'-ren-us*) [*cornu*, horny]. Horny, or horn-like. **C. Tissue**, the substance of the nails.

Cornet (*ko'-rnet*) [*cornu*, a horn]. A small ear trum-

pet worn within the auricula, and sometimes concealed by the hair of the wearer.

Cornic Acid (*kor'-nik*). See *Cornin*.

Cornicle (*kor'-nik-l*) [*corniculum*, dim. of *cornu*, a horn]. In biology, one of the horn-like excretory ducts on the back of a plant-louse.

Corniculum (*kor'-nik'-u-lum*) [*cornicula*, a little horn; *pl.*, *Cornicula*]. A small cornu or horn-like process. **C. laryngis**, a small, horn-shaped mass of cartilage on the arytenoid cartilages; called also the *Cartilages of Santorini*.

Cornification (*kor-nif-ik-a'-shun*) [*corneus*, horny; *facere*, to make]. The process of hardening or making horny.

Corniform (*kor'-nif-orm*) [*cornu*, a horn; *forma*, shape]. In biology, shaped like the horn of an ox.

Cornin (*kor'-nin*) [*corneus*, horny]. A precipitate from the tincture of the bark of Dogwood, *Cornus florida*; it occurs in white, silky, bitter crystals, and is a tonic, stimulant, and astringent. Dose two to four grains. Unof.

Cornig's Method. See *Treatment*, *Methods of*.

Cornu (*kor'-nu*) [L.; *pl.*, *Cornua*]. A horn. A name applied to any excrescence resembling a horn. **C. ammonis**, the *hippocampus major* of the brain. **C. cervi**, hartshorn or ammonium hydrate. **C. cutaneum**, cornu humanum, a horn or excrescence arising from the skin, with a deeper portion imbedded within. These horns vary in shape and size, and may resemble the horns of lower animals. They are solid, dry, dense, smooth or corrugated, laminated or excavated on the surface, often elongated and conical at the extremity. In color they are white, gray, yellow, brown, or black. They may be single or multiple, and may involve any region of the body, though usually seen on the scalp and face. They are likely to recur on removal. **C. humanum**. See *C. cutaneum*. **C. sacri**, the prominence on each bone of the sacrum.

Cornual (*kor'-nu-al*) [*cornu*, a horn]. Relating to a cornu. **C. Myelitis**, myelitis affecting the anterior cornua of the spinal cord.

Cornuan's Operation. See *Operations*, *Table of*.

Cornus (*kor'-nus*) [L.]. Dogwood. The bark of the root of *C. florida*, with properties due to a crystalline principle, *cornin*. It is a simple stomachic, bitter and somewhat antiperiodic. **C.**, **Fld. Ext.** Dose ʒx-ʒj.

Cornutin (*kor-nu'-tin*). One of the poisonous basic principles or alkaloids of *Ergot*. Unof.

Coroclis, or **Corocleisis** (*ko-ro-klis'-sis*) [*κόρη*, pupil; *κλείσις*, a closure]. Pathologic closure or obliteration of the pupil.

Corodialysis (*kor-o-di-al'-is-is*) [*κόρη*, the pupil; *διάλυσις*, a loosening]. See *Iridodialysis*.

Corodiastasis (*kor-o-di-as'-tas-is*) [*κόρη*, the pupil; *διάστασις*, separation]. Dilatation of the pupil.

Corolla (*ko-rol'-ah*) [*corolla*, dim. of *corona*, a crown]. In biology, the inner floral envelop.

Corona (*ko-re'-nah*) [*corona*, a garland]. A crown. See, also, *Capsula*. **C. ciliaris**, the ciliary ligament. **C. dentis**, the crown of a tooth, *q. v.* **C. glandis**, the ridge of the *glans penis*. **C. ovariana**, the crescentic area of tympany above the area of dullness in cases of ovarian tumor. **C. radiata**, a radiating mass of white brain-substance ascending from the internal capsule to the cortex cerebri. **C. veneris**, a circle of syphilitic blotches occurring on the forehead; sometimes dependent upon caries or inflammation of the frontal bone.

Coronad (*kor'-o-nad*) [*corona*, the crown; *ad*, to]. Toward the coronal aspect of the head.

Coronal (*kor'-o-nal*) [*corona*, the crown]. Pertaining to the crown of the head. **C. Intestine**. See

Perogaster. **C. Suture**, the suture joining the frontal with the two parietal bones.

Coronamen (*kor-o-na'-men*) [L., a crowning: *pl.*, *Coronamina*]. Same as *Coronet*.

Coronary (*kor'-o-na-re*) [*corona*, a crown]. A term applied to vessels, nerves, or attachments that encircle a part or organ. **C. Bone**, the small pastern or median phalanx of a horse's foot.

Coronate (*kor'-o-nat*) [*coronatus*, to crown]. In biology, provided with a crown.

Coronen (*ko-ro'-nen*) [*corona*, a crown]. Belonging to the corona in itself.

Coroner (*kor'-o-ner*) [*coronator*, a crown, an officer appointed by the Crown]. An officer who inquires by authority of the law into the causes of deaths of sudden or violent occurrence. **C.**, **Inquest** of, the legal inquiry before a jury into the cause of a sudden or violent death.

Coronet (*kor'-o-net*) [Fr., *coronette*, dim. of *corone*, a crown]. 1. In biology, a crowning circle of hairs. 2. In veterinary surgery, the lowest part of the pastern of the hoof, also called *coronamen*.

Coronilla (*kor-o-nill'-ah*) [dim. of *corona*, a crown]. A genus of leguminous herbs. **C. emerus** is purgative. **C. scorpeoides**, abundant in southwestern Europe, has doubtful value in cardiac affections when increased amplitude of pulsation is required. **C. varia** is diuretic, purgative, and poisonous. Unof.

Coronillin (*kor-o-nill'-in*) [dim. of *corona*, a crown]. A glucosid from *Coronilla scorpeoides*; it is said to be a diuretic cardiatic.

Corono-basilar (*kor-o-no-ba'-sil-ar*) [*corona*, a crown; *basis*, the base]. Extending from the coronal suture to the basilar aspect of the head.

Coronofacial (*kor-o-no-fa'-shal*) [*corona*, crown; *facies*, face]. Relating to the crown of the head and to the face.

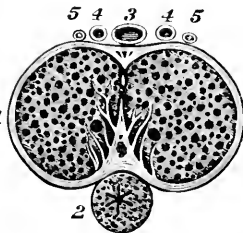
Coronoid (*kor'-o-noid*) [*corona*, crown; *ειδος*, likeness]. Crown-shaped; as the **C. process** of the ulna or of the jaw.

Coronule (*kor'-o-nuil*) [*coronula*, dim. of *corona*, a crown]. In biology, the tuft of down forming a crown to certain seeds.

Corophthisis (*ko-roff'-tis-is*) [*κόρη*, pupil; *σθισις*, a wasting]. Habitual or permanent contraction of the pupil due to a wasting disease of the eye.

Corpora (*kor'-por-ah*) [pl. of *corpus*, a body]. A general term applied to certain parts of the body having a rounded or ovoid shape. **C. albicantia**. See *C. mammillaria*. **C. arantii**, the tubercles, one in the center of each segment of the semilunar valves. **C. cavernosa**, the cylindrical bodies of erectile tissue forming the chief part of the penis. Also the two masses of erectile tissue composing the clitoris. See *Penis*. **C. geniculata**, two small eminences projecting from the optic thalami. **C. libera articularum**. Mures Articularum; joint-mice; loose bodies, either fibromatous, lipomatous, or chondromatous in nature, occurring occasionally in **J** joints. They vary in size from that of a pea to that of a walnut, and are of all shapes. They are most frequent in the knee-joint.

They are of traumatic origin. **C. mammillaria**, *Corpora albicantia*; the mammillary bodies of the brain. They are



CORPORA CAVERNOSA AND ADJACENT PARTS. (Potter.)
1. Corpora cavernosa. 2. Corpus spongiosum. 3. Dorsal vein. 4. 4. Arteries. 5. 5. Nerves.

formed by the spreading out on the surface of Gudden's ganglion and an adjoining ganglion of the somewhat interwoven fibers of Gudden's and Vicq d'Azyr's bundles. They form the bulbs of the fornix. **C. olivaria**, the two oval masses behind the pyramids of the medulla oblongata. **C. oryzoidea**, the rice-like corpuscles or melon-seed bodies of hygomata. **C. pyramidalia**, the two bundles of white matter of the medulla oblongata, situated below the pons varolii. **C. quadrigemina**, the optic lobes of the brain, the four rounded eminences situated under the corpus callosum. The anterior pair are called the *nutes*, and the posterior, the *testes*. **C. restiformia**, the large columns or cord-like bodies extending from the medulla to the cerebrum. **C. striata**, two organs, one in each lateral ventricle of the brain, composed of the caudate and lenticular nuclei. The first, or intraventricular portion, extends into the lateral ventricle. **C. wolffiana**, the "primordial kidney."

Corporeal (*kor-por'-e-al*) [*corpus*, a body]. Pertaining to the body. **C. Endometritis**. See *Endometritis*.

Corpse (*korps*) [ME., *corps*, a dead body]. See *Cadaver*. **C.-plant**, the *Monotropa uniflora*, a singular saprophytic plant of Asia and N. America; it is a popular remedy for epilepsy and for sore-eyes. Unof.

Corpulency (*kor'-pu-len-se*) [*corpulentus*, corpulent]. Obesity; fatness of the body.

Corpulent (*kor'-pu-lent*) [*corpulentus*, corpulent]. Excessively fat; obese.

Corpus (*kor'-pus*) [*corpus*, a body: *pl.*, *Corpora*]. A body; the human body. **C. of Arantius**. See *Corpora*. **C. callosum**. See *Commissure*. **C. cavernosum vaginae**, the spongy tissue of the vagina. **C. candicans**, *corpus mamillare*; a small white tubercle lying on the base of the brain, one on each side under the thalamus. The two form the boundary-point between the fore-brain and inter-brain; each is composed of three nuclei. **C. ciliare**, the ciliary body of the eye. **C. dentatum**. See *Olivary Body*. Also a ganglion of the cerebellum, an open bag or capsule of gray matter, on section of a dentated outline, and open anteriorly. **C. highmorianum**, the media-tinum of the testis, a reflection inward of the tunica albuginea into the testicle at its posterior border. **C. fimbriatum**, the lateral thin edge of the tania hippocampi. See also *Fimbria*. **C. luteum**, the yellow body. Hypertrophy of the *membrana propria*, or *reticulata* of the ovisac, after the escape of the ovule. **C. L., False**, that resulting when pregnancy does not occur, called also the **C. L. of Menstruation**. **C. L., True**, that resulting when pregnancy takes place, called also the **C. L. of Pregnancy**, and differing in several respects from the first. **C. mamillare**. See *Corpus candicans*. **C. pampiniforme**, the parovarium. **C. spongiosum**, the spongy body enclosing the urethra, etc. **C. striatum**. See *Corpora*. **C. trapezoides**, the arbor of the cerebellum. **C. trigonum**. See *Trigonum vesicae*. **C. uteri**. See *Uterus*. **C. vertebrae**. See *Centrum*. **C. Vitreum**. See *Vitreous Humor*.

Corpuscle (*kor'-pus-l*) [dim. of *corpus*]. A name loosely applied to almost any small, rounded, or oval body. **C.**, **Bizzozero's**. See *Blood-platelets*. **C. of Blood**, the minute, biconcave, flat discs, circular in man, elliptic in the camel, and oval in birds and reptiles. They are distinguished as red and white, or colorless. Red corpuscles have been divided, according to their size, into **normoblasts** (normal in size), **megaloblasts** or **megalocytes** (of excessive size), **microblasts** or **microcytes** (abnormally small), and **poikiloblasts** or **poikilocytes** (of irregular shape and size). The red corpuscles in the blood of man

are about $\frac{1}{200}$ in. in diameter and $\frac{1}{100}$ in thick. They consist of a colorless stroma (paraglobulin, cholesterol, lecithin, and neurin) infiltrated with coloring matter (hemoglobin). The white or colorless corpuscles are flattened, binucleated or trinucleated cells, about $\frac{1}{500}$ in. in diameter, and exist in the ratio of 1:400 compared with red corpuscles. They possess contractile power, alter their shape readily, and in general appearance closely resemble amoebae. They are most numerous in venous blood. The colorless corpuscles are variously designated as *eosinophile*, *lymphocyte*, *neurophile*, *mononuclear*, *polyuclear*, *lymphocyte*, *granulocyte*, *large*, *small*, etc. **C. of Donne.** See *Cellular Pathology*. **C., Eichhorst's**, a special form of microcyte in the blood of those suffering from pernicious anemia. **C., Gluge's**, a variety of large cells containing fat-drops, myelin, or detritus. They are called also *Compound Granule Cells* and *Inflamma-*

in the papille of the skin and enveloped by nerve-fibers. **C. of v. Tröltzsch**, a name formerly given to a series of lymph-channels between the two layers of the *lamina propria* of the ear. They are spindle-shaped on longitudinal section and stellate on transverse section, and are lined with endothelium. **C., Valentin's**, the small, roundish amyloid bodies found in nerve-substance. **C., Weber's**, the sinus pocularis.

Corpuscula (*kor-pus'-ku-lah*) [L.]. Plural of *Corpusculum*. **C. marginalia**, in biology, the marginal sense-organs of *Medusa*.

Corpuscular (*kor-pus'-ku-lar*) [*corpusculum*, a little body]. Relating to or of the nature of a corpuscle.

Corpusculation (*kor-pus'-ku-lah'-shun*) [*corpusculum*, a corpuscle]. A condition in which the corpuscles of the blood have undergone hyperplasia, being larger and more numerous than normally.

Corpusculous (*kor-pus'-ku-lus*) [*corpusculum*, a corpuscle]. **Corpuscular.**

Corpusculum (*kor-pus'-ku-lum*) [L.]. **Tactile Corpuscle with Two Lobes.**

Correctant, or **Corrective** (*kor-ek'-tant* or *kor-ek'-tiv*) [*corriger*, to correct]. 1. Having the power to correct or to modify favorably. 2. A substance used to modify or make more pleasant the action of a purgative or other remedy.

Correction (*kor-ek'-shun*) [*correctus*; *corriger*, to amend]. The rectification of any abnormality (as a refractive or muscular defect), or of any undesirable quality (as in a medicine).

Correlated (*kor'-el-a-ted*) [*correlatus*, related]. Interdependent; related. **C. Atrophy.** See *Atrophy*.

Correlation (*kor'-el-a'-shun*) [*correlatus*, related]. Interdependence; relationship.

Corrigan's Button. A cautery-iron. It consists of a button of iron, $\frac{1}{2}$ inch in diameter by $\frac{1}{4}$ inch thick, fastened in a wooden handle by a rod 2 inches long. **C. Cautery.** Same as *C. Button*. **C. Disease.** See *Diseases, Table of*. **C. Line.** See *Signs and Symptoms, Table of*, and *Line*. **C. Pulse**, water-hammer pulse. The jerking pulse of aortic regurgitation.

The volume of the pulse is large, owing to the hypertrophy and dilatation of the left ventricle; hence there is a sudden expansion of the arteries. The regurgitation of the blood, however, as suddenly empties the artery, and the pulse-wave subsides rapidly. The peculiarities of the radial pulse may usually be intensified by raising the hand. It is also called the *collapsing, speaking, reading, locomotive, kicking, and shuttle* pulse. See *Pulse, and Signs and Symptoms, Table of*.

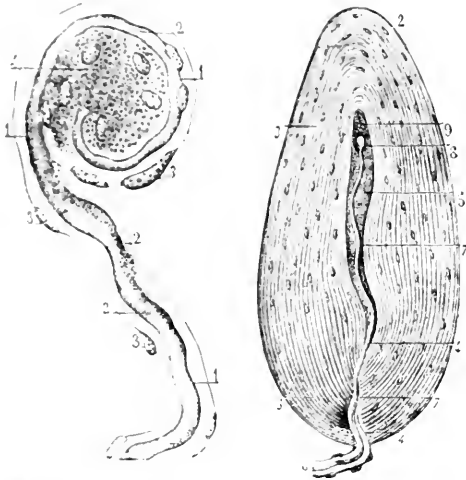
Corrigent (*kor'-ij-ent*). See *Corrective*.

Corroborant (*kor-oh'-o-rant*) [*corroborans*, strengthening]. 1. Tonic; strengthening. 2. A strengthening medicine.

Corrosion (*kor-oh'-zhun*) [*corrodere*, to corrode]. The process of corroding, or the state of being corroded. **C.-anatomy**, the preparation of any anatomic specimen by means of a corrosive process that eats away those parts which it is not desired to preserve. In some cases a resisting-substance is injected, so as to preserve the vessels and ducts from corrosion. **C.-preparation**, one in which the vessels, ducts, or cavities of organs are filled by a fluid that will harden and preserve the shape of the vessel or cavity after the organ itself is corroded or digested or otherwise de-



TACTILE CORPUSCLE WITH TWO LOBES.



CORPUSCLE OF KRAUSE.

1, 1. Nerve-tubule. 2, 2. Its medullary sheath. 3, 3, 3. Nuclei of the sheath of Schwann. 4, 4, 4. Nerve-substance surrounding the center of the corpuscle and the capsule nuclei.

CORPUSCLE OF PACINI.

1. Base, or proximal extremity. 2. Summit, or distal extremity. 3. Capsules displaying nuclei. 4, 4. Attachment of capsules to sheath of nerve-tubule. 5. Cavity of corpuscle. 6. Nerve-tubule. 7, 7. Nerve-tubule successively losing its medullary sheath and neurilemma. 8. Enlargement in which it terminates. 9. Granular matter continuous with the base of this enlargement.

C. of Krause, the spherical or oval bodies occurring at the ends of the nerve-fibers and emerge from a nerve-plexus. They occur on the tips of the lips, and various parts of the cuticular surfaces. **C., Malpighian**, a variety of corpuscles, and to the Malpighian corpuscles. **C. of Neumann**, the nucleated cells of the corpuscles of the blood seen after repeated washings.

C., Norris's Invisible, colorless, transparent, oval discs of the same size as the corpuscles of the skin because their color and substance are the same as those of the liquor sanguinis. They were first described by Norris to exist normally in the blood of the human body. **C., Pacinian**, certain large corpuscles found in the subcutaneous cellular tissue of the human body. **C. of Purkinje**, a homogeneous, oval, colorless body. See *Shadow*. **C., Shadow**. See *Shadow*. **C., Tactile**, of Wagner, the small, oval bodies found

in the papille of the skin and enveloped by nerve-fibers. **C. of v. Tröltzsch**, a name formerly given to a series of lymph-channels between the two layers of the *lamina propria* of the ear. They are spindle-shaped on longitudinal section and stellate on transverse section, and are lined with endothelium. **C., Valentin's**, the small, roundish amyloid bodies found in nerve-substance. **C., Weber's**, the sinus pocularis.

- stroyed, the cast remaining. Three methods are used: 1. The injection is composed of rosin and white wax colored with paint, dissolved in balsam of copaiba; after the injection, the organ is destroyed by hydrochloric acid and water. 2. *Wood's Fusiform Metal*, consisting of 7 parts of bismuth, 4 parts lead, 2 parts tin, and 1 part cadmium. The tissues are destroyed by caustic potash. 3. Celloidin: The cold celloidin is slowly and forcibly injected by a syringe, and the soft parts eaten by an acid or a digesting fluid.
- Corrosive** (*kor-ō'-siv*) [*con*, intensive; *rodere*, to gnaw]. A substance that destroys organic tissue either by direct chemic means or by causing inflammation and suppuration. **C. Chlorid**, mercuric chlorid. **C. Sublimate**. See *Hydrargyrum*. **C.-sublimate Bath**. See *Bath*.
- Corroval** (*kor'-o-val*). A variety of curare, or arrow-poison; a cardiac and muscular paralyzant.
- Corrovalin** (*kor-ō'-val-in*). A poisonous alkaloid obtained from corroval. Unof.
- Corrugator** (*kor'-u-ga-tor*) [*corrugere*, to wrinkle]. That which wrinkles. See *Muscles*, *Table of*.
- Corset** (*kor'-set*) [F., dim. of *cors*, body]. In surgery, an investment for the abdomen or chest, or both; useful in some spinal disorders and deformities, and in fractures or injuries of the thoracic walls. **C.-liver**, a liver characterized by a furrow resulting from the pressure exerted by a corset and situated chiefly in the right lobe. It is due to habitual tight lacing, and hence is found in women and, rarely, among soldiers. If extreme, the furrow can be felt along the margin of the ribs if the abdominal walls are lax.
- Corsican Moss**. A mixture of fragments of various seaweeds, brought from Corsica, etc.; called, also, *helminthochorton*. It is said to be alterative, febrifuge, anthelmintic, and nutritious. Unof.
- Corson's Paint**. A substance used as a means of counter-irritation. It consists of croton oil 2 drams, ether 4 drams, compound tincture of iodine sufficient to make 2 ounces. Paint over the affected part with a camel's-hair pencil once daily.
- Cortex** (*kor'-teks*) [L., bark]. The bark of an exogenous plant. **C. aurantii**, orange-peel. **C. cerebri**, the external layer of gray matter of the brain. **C. renalis**, the cortical substance of the kidney.
- Corti** (*kor'-te*). A celebrated Italian anatomist, 1729-1813. **C., Arch of**. See *Arch*. **C., Canal of**. See *Canal*. **C., Cells of**, the external hair-cells of the organ of Corti. See *Cell*. **C., Fibers of**, the rods of Corti. **C., Ganglion of**. See *Ganglia*, *Table of*. **C., Membrane of**. See *Membrane*. **C., Organ of**, a series of some 3000 arches upon the floor of the basilar membrane within the *ductus cochlearis* of the internal ear. **C., Pillars of**, the rods of Corti. **C., Rods of**, the pillars of the arch of the organ of Corti. **C., Rolls of**, the fibers forming the inner limb of the arches of Corti. **C., Tunnel of**, a triangular canal between the layers of the rods of Corti.
- Cortical** (*kor'-tik-al*) [*cortex*, bark]. Pertaining to the cortex or bark, or to the cortex of the brain, or of the kidney. **C. Epilepsy**, **C. Paralysis**, such as is due to a lesion of the cortical substance of the brain.
- Corticiferous** (*kor-tis-īf'-er-us*) [*cortex*, bark; *ferre*, to bear]. In biology, producing a bark.
- Corticin** (*kor'-tis-in*) [*cortex*, bark]. 1. An alkaloid from poplar-bark. 2. A form of tannin from certain wood-barks.
- Corticole** (*kor'-tik-ōl*) [*cortex*, bark; *colere*, to inhabit]. In biology, growing on bark.
- Cortina** (*kor-tī'-nah*) [*cortina*, a curtain]. In biology, the marginal veil of certain fungi.
- Corviform** (*kor'-ve-form*) [*corvus*, a crow; *forma*, shape]. In biology, resembling a crow.
- Corvisart's Facies**. See *Signs and Symptoms*, *Table of*.
- Corybantism** (*kor-e-bant'-izm*) [*κορυβαντισμός*, corybantic frenzy]. Maniacal frenzy, with sleeplessness, choreic excitement and visual hallucinations.
- Corydalin** (*kor-id'-al-in*) [*κορυδαλίς*, the crested lark], $C_{11}H_{19}NO_4$. A precipitate from the tincture of the root of *Corydalis formosa*; it is tonic, diuretic, anti-syphilitic, resolvent, etc. Dose 1 to 5 grains. Unof.
- Corydalis** (*kor-id'-al-is*) [*κορυδαλίς*, the crested lark]. Turkey corn. The tuber of *C. formosa* (*Dicentra canadensis*), a tonic, diuretic, and alterative. Dose of fld. ext. ℥x-xl. **Corydalin**, the alkaloid. Dose gr. j-v. Unof.
- Corymb** (*kor'-imb*) [*κόρυμβος*, a head or cluster of fruit or flowers]. In biology, a flower-cluster on the indeterminate plan, in which the axis is somewhat shortened and the pedicels of the lower flowers somewhat lengthened, so as to form a flat-topped cluster.
- Corymbose** (*kor-īn'-bos*) [*κόρυμβος*, a flower-cluster]. In biology, corymb-like, or arranged in corymbs. **C. Eruption**, a variety of the eruption of smallpox in which it shows itself in patches or clusters the size of the hand, as thickly set as possible, while the surrounding skin often remains entirely free. The grouping may be symmetrically distributed. This variety of small-pox is very dangerous.
- Coryphodont** (*kor-īf'-o-dont*) [*κορυφή*, summit; *ὀδόντις* (*ὀδοντ-*) tooth]. In biology, having teeth with pointed cusps.
- Corystarium** (*kor-is-tē'-re-um*) [*κορυστίζω*, one having a helmet]. In biology, an organ found in the abdomen of certain female insects, that secretes a jelly-like protective envelop for the eggs.
- Coryza** (*ko-ri'-zah*) [*κόρυς*, *κόρυζα*, the head]. Catarrh of the mucous membrane of the nasal passages and adjacent sinuses, popularly called a "cold in the head." See *Rhinitis*. **C. caseosa**, a term applied by Cozzolino to a disease in which the nostrils are filled with caseous masses. **C., Idiosyncratic**. See *Hay-fever*. **C. maligna**. Synonym of *Snuffles of the New-born*. **C., Periodic Vasomotor**. See *Hay-fever*. **C., Vasomotor**. Synonym of *Hay-fever*.
- Cosme's Paste**. See *Hebra's Arsenical Paste*.
- Cosmesis** (*koz-me'-sis*) (*κοσμεῖν*, to adorn). The art of preserving or increasing beauty.
- Cosmetic** (*koz-mē'-ik*) [*κοσμητικός*; *κοσμεῖν*, to adorn]. A remedy designed to improve or to hide defects of the skin or other external parts. It may be a white powder, such as starch, magnesian oxid, calcium carbonate (levigated), zinc oxid, mercurous chlorid, or bismuth subnitrate applied externally; it may be a white substance dissolved in dilute alcohol, which is left upon the face after the evaporation of the solvent; or it may be a stimulant to the skin used internally, such as arsenic. **C. Operation**, a surgical operation to give a natural appearance to a defective or unsightly part.
- Cosmetology** (*kor-met-ōl'-o-je*) [*κόσμετος*, orderly; *λόγος*, science]. The science of the proper care of the body with respect to cleanliness, dress, etc.
- Cosmic Disease**. Syphilis of the heart-valves.
- Cosmolin** (*koz'-mo-lin*). See *Petrolatum*.
- Costa** (*kos'-tah*) [L.]. A rib. See *Rib*.
- Costal** (*kos'-tal*) [*costa*, a rib]. Pertaining to the ribs. **C. Arch**, the arch of the ribs. **C. Cartilages**, the 12 cartilaginous extensions of the ribs.
- Costalgia** (*kos-tal'-je-ah*) [*costa*, a rib; *ἄλγος*, pain]. Intercoastal neuralgia; pain in the ribs.
- Costen** (*kos'-ten*) [*costa*, a rib]. Belonging to a rib in itself.

Coster's Paste. A remedy of some value in the treatment of *Tinea tonsurans*. It is made of iodine, 2 drams, in one ounce of oil of pitch. This is to be painted upon the patch and allowed to remain until the crust which is produced by the application falls off.

Costicartilage (*ko'ti-ka-ri'ti-an*) [*costa*, a rib; *cartilage*, gristle]. A costal cartilage or unossified sternal rib.

Costicervical (*ko'ti-'ser-ik-a'*) [*costa*, a rib; *cervix*, a neck]. Relating to the neck and ribs.

Costicervicalis (*ko'ti-'ser-ik-a-lis*) [*costa*, a rib; *cervix*, the neck]. The cervicalis ascendens muscle. See *Muscles, Table of*.

Costispinal (*ko'ti-'spi-nal*) [*costa*, a rib; *spina*, the spine]. Relating to the ribs and vertebral column. **C.** muscles, levatores costarum. See *Muscles, Table of*.

Costive (*ko'tiv*) [*vincere*, to be bound]. Constipated; affected with costiveness.

Costiveness (*ko'tiv-nis*) [*vincere*, to be bound]. An abnormality of digestion characterized by retention and hardness of the feces.

Costo- (*ko'sto-*) [*costa*, a rib]. A prefix denoting connection with the ribs.

Costotome (*ko'sto-'tom*) [*costa*, rib; *tomos*, cutting]. A strong knife for cutting the costal cartilages in dissection, etc.

Costus Root (*ko'stus root*). See *Patchuk*.

Cotnar (*ko'tnar*) [a Moldavian place-name]. A rich, strong, and highly esteemed wine from Roumania.

Coto (*ko'to*) [*Spa*, a cubit]. **Coto Bark.** The bark of a tree native to Bolivia. It contains a bitter principle, $C_{22}H_{34}O_6$, irritant to the skin and mucous membranes. Its therapeutic properties are not known. It is recommended for diarrhea and zymotic fevers and for the night-sweats of pulmonary tuberculosis. Dose of the powder, gr. j-xv; of the fluid extract gr. v-xv; of the tincture (1 in 10), gr. x-xxx; of coctoin, gr. ss-j.

Cotoin (*ko'toin*) [*Spa*, coto, a cubit], $C_{22}H_{34}O_6$. A crystalline substance found in Coto Bark. See *Coto*.

Cottage-hospital (*ko'tij-ah-hos'pit-al*). A small establishment for the purpose of providing for the sick in a small and isolated community.

Cotting's Operation. See *Operations, Table of*.

Cotton (*ko'ton*) [ME., *cotun*]. Gossypium, a white fibrous seed hair that envelops the seeds of the cotton-plant. The structure of the cotton-fiber is very characteristic. It presents a flattened and collapsed tube, slightly twisted in a spiral form, with comparatively thin walls and a small central opening. Chemically, it contains about 91 per cent. of pure cellulose, 7 per cent. of moisture, and a small amount of fat, nitrogenous material and cuticular substance. **C.**, Absorbent, is the fiber prepared by removal of oily matters, for the surgeon's use. **C.-blue.** Same as *Soluble Blue*. **C.-holder,** a probe roughened near the end, upon which cotton may be twisted into a pledget. **C.-oil.** See *Seed Oil of C.* **C.-root.** See *Gossypium*. **C.-phthisis,** a variety of pulmonary disease occurring among cotton-growers from inhalation of cotton dust. **C.-seed Oil** or **C.-oil,** oleum gossypii seminis, an oil obtained by pressure from the lullies' seeds of several species of *Gossypium*. The raw oil is brownish yellow and has a heavy, oily, and of a specific gravity of about 0.915 at 15° C. The refined oil has a straw-colored color, a pleasant, nutty flavor, and a specific gravity of about 0.915 at 15° C., boiling at about 600° F. It is used for its softening properties, and is saponifiable. It is used in adulterating olive, lard, and other oils.

Cotton's Test. See *Tests, Table of*.

Cotunnus, Aqueduct of. See *Anaëta*. **C.**, Canal of. See *Urethra*. **C.**, Liquor, or Water of, the

perilymph. See *Aqua labyrinthi*. **C., Nerve of,** the naso palatine. See *Nerves, Table of*.

Cotyledon (*ko'til-'don*) [*κοτυλιδών*, a socket]. A mass or tuft of villi on the fetal side of the placenta; not normally present upon the human placenta. The placenta of the ruminant mammals has many such masses, hence is *polycotyledonous*.

Cotyloid (*ko'til-'oid*) [*κοτυλή*, a cup; *ειδος*, form]. Cup-shape. **C. Fossa,** or **Cavity,** the acetabulum. **C. Ligament,** surrounds the acetabulum. **C. Notch,** a notch in the anterior and lower border of the acetabulum.

Couch-grass (*ko'velt-'gras*). See *Triticum*.

Couching (*ko'velt-'ing*) [Fr., *coucher*, to depress]. The operation, now fallen into disuse, of depressing a cataractous lens into the vitreous chamber, where it was left to be absorbed.

Couerbe's Test. See *Tests, Table of*.

Cough (*kof*) [ME., *cough*, a cough]. A sudden violent expiratory explosion after deep inspiration and closure of the glottis. **C.-center.** See *Center*. **C., Trigeminal,** a reflex paroxysmal cough, occurring in individuals whose respiratory organs are perfectly sound, and due to an irritation of the trigeminal fibers distributed to the nose, pharynx and external auditory meatus. **C., Winter,** a short troublesome cough of old people due to chronic bronchitis, and recurring every winter.

Coulomb (*ko-loom'*) [after *Cou'omb*, a French physicist]. The unit of measurement of electric quantity; the quantity of electricity that passes during one second through a conductor having a resistance of one ohm, with one volt of electromotive force. The **micro-coulomb** is the millionth part of this amount.

Coulomb's Law. See *Law*.

Coumalic Acid (*ko-mal-'ik*). See *Acid*.

Coumaric Acid (*ko-mar-'ik*). See *Acid*.

Coumarilic Acid (*ko-mar-ill-'ik*). See *Acid*.

Coumarin (*ko-'mar-in*), $C_9H_6O_2$. A vegetable proximate principle that occurs in *Asperula odorata*, in the Tonka bean, and in *Melilotus officinalis*. It is soluble in hot water, readily so in alcohol and ether; it crystallizes in shining prisms, possesses the odor of the *Asperula*, and melts at 67°, in the proportion of 2 grains to the dram. It covers the odor of iodoform. Unof.

Coumarone (*ko-'mar-on*), $C_{10}H_6O$. A body, formed by distilling coumarilic acid with lime. It is present in coal-tar. It is an oil that sinks in water, and boils at 169° C.

Counter-extension (*ko-unt-'ter-eks-ten'-shun*). See *Extension*.

Counter-indication (*ko-unt-'ter-in-dik-a'-shun*). See *Contra-indication*.

Counter-irritation (*ko-unt-'ter-ir-it-a'-shun*) [*contra*, against; *irritare*, to irritate]. Superficial and artificially-produced inflammation, in order to exercise a good effect upon some adjacent or deep-seated morbid process. This is generally accomplished by vesicants, rubefacients, etc.

Counter-opening (*ko-unt-'ter-oh'-en-ing*) [*contra*, against; ME., *openyng*, an opening]. An incision made in an abscess or cavity, opposite to another, generally for purposes of drainage.

Counter-poison (*ko-unt-'ter-poi'-zun*) [*contra*, against; ME., *poi zun*, poison]. A poison given as an antidote to another poison.

Counter stroke (*ko-unt-'ter-strok*). See *Contre-coup*.

Country Fever. See *Fever, Florida*. **C. F. of Constantinople.** Synonym of *Mediterranean Fever*.

Coup de Soleil (*ko duh so-lay'*) [Fr.]. Sunstroke. See *Heat stroke*.

Coup sur Coup (*koo sur koo'*) [Fr.]. Blow upon blow; a designation for an obsolete method of applying venesection; the successive bleedings following each other rapidly.

Couperose (*kup'-roze*) [Fr.]. Synonym of *Aene rosacea*.

Coupiers' Blue. See *Pigments, Conspectus of. C. Red*. Same as *Kosanilin*.


Courses (*kors'-ez*). See *Menses*.

Court Plaster (*kort plas'-ter*). See *Ichthyocolla*.

Courty's Method. See *Treatment, Methods of*.

Couvade (*koo-va'd'*) [Fr., *couver*, to hatch]. Male child-bed. A custom of certain savage tribes in which, after child birth, the father goes to bed, etc., and the mother gets up, etc.

Couveuse (*koo-zuvr'z'*) [Fr.]. See *Incubator*.



TARNIER'S COUVEUSE.
(From Fullerton's "Obstetric Nursing.")

Cover (*kuv'-er*) [ME., *coveren*, to cover]. 1. To protect. 2. To copulate with; said of male animals. **C.-correction**, an arrangement to so adjust the lenses of a microscope that the best definition may be obtained for varying thicknesses of cover-glasses. **C.-glass**, in microscopy, the thin lamina of glass covering the object mounted on the slide. It should not exceed $\frac{3}{100}$ inch in thickness. On account of its effect on the transmission of light, the thickness of the cover-glass must be considered in correcting the objective. **C.-glass Preparation**, the fixing and staining of a fluid upon a cover-glass. **C.-slip**. Same as *C.-glass*.

Cow (*kow*) [AS., *cū*, cow]. The female of the genus *Bos*, and of other large animals. **C.-bane**, Water Hemlock. The leaves of *Cicuta virosa*, an acrid narcotic, highly poisonous to cattle, but not affecting sheep and goats. It causes intoxication and spasm. It is sometimes used externally as an anodyne in rheumatism. **C.-parsnip**. See *Masterwort*. **C.-pox**, **C.-pock**, a variety of pock seen in the cow, and thought to correspond with smallpox in man. **C.-tree**. See *Brosimum*.

Cowage (*kow'-aj*) [Hind., *karwanch*, cowhage]. The external hairs of the pod of *Mucuna pruriens*, used in medicine as a mechanical vermifuge.

Cowan-plant (*kow'-an-plant*). See *Alonsoa*.

Cowdie-gum (*kow'-de-gum*) [nat. N. Zeal.]. Codie pine resin. The resinous juice from the *Dammar australis*, a coniferous tree of New Zealand. It is one of the ingredients of copal varnishes. It is also one of the ingredients of the impression-material known as "Modeling Composition." It is one of the varieties of *Dammar*, *q. v.*, and is also called *Kauri-gum*.

Cowell's Operation. See *Operations, Table of*.

Cowhage, Cowitch (*kow'-aj, kow'-ich*). See *Mucuna* and *Cowage*.

Cowl (*kowl*) [AS., *cul*, a hood]. A cover for a chim-

ney, that turns with the wind and assists in ventilation.

Cowling's Rule. A rule for dosage. In his formula the age of the child at the next birthday is the numerator and 24 the denominator. According to this, the dose of a child approaching four years of age would be $\frac{4}{24} = \frac{1}{6}$ of the dose for an adult.

Cowper's Glands. See *Gland*.

Cowperitis (*koo-per'-it-is*) [*Cowper*, an English anatomist; *itis*, inflammation]. Inflammation of the glands of Cowper, usually gonorrhoeal in origin.

Cowpoxing (*koo-pok'-ing*). Synonym of *Vaccination*.

Coxa (*koks'-ah*) [*coxa*, hip]. The hip-joint or the hip. In biology, the basal joint of the leg of an arthropod, abbreviated from *coxognathite* and *coxopodite*, of Milne Edwards; also *Coxopodite*.

Coxagra (*koks-af'-grah*) [*coxa*, the hip; *agra*, seizure]. Gout in the hip; sciatica.

Coxal (*koks'-al*) [*coxa*, the hip]. Relating to the coxa or hip.

Coxalgia (*koks-al'-j-ah*) [*coxa*, a hip; *algia*, pain]. Pain in the hip-joint. See *Sciatica*, and *Hip-joint Disease*.

Coxalgic (*koks-al'-jik*) [*coxa*, the hip; *algic*, pain]. Relating to coxalgia.

Coxarthrocace (*koks-arth-rok'-a-s*) [*coxa*, hip; *arthro*, joint; *akos*, bad]. A fungoid inflammation of the hip-joint.

Coxe's Hive-mixture. See *Scilla* and *Antimonium*.

Coxecphysis (*koks-ek'-fis-is*) [*coxa*, hip; *ekphysis*, to blow out]. In biology, a branch springing from the coxa of an arthropod; synonymous with the *epignathite* and *epipodite* of Milne Edwards, and with the *podobranchia* of Huxley when it is connected with the branchial plumes, as in *Homarus*.

Coxitis (*koks'-it-is*) [*coxa*, the hip; *itis*, inflammation]. Inflammation of the hip-joint.

Coxocerite (*koks-ot'-er-it*) [*coxa*, the hip; *kerite*, horn]. In biology, the basal joint of the antenna of an arthropod.

Coxodynia (*koks-o-din'-e-ah*) [*coxa*, hip; *odyn*, pain]. Same as *Coxalgia*.

Coxo-femoral (*koks-o-fem'-or-al*) [*coxa*, the hip; *femur*, the thigh-bone]. Relating to the coxa and the femur.

Coxopodite (*koks-op'-o-dit*) [*coxa*, hip; *podite*, a foot]. See *Coxa*.

Coxotuberculosis (*koks-ot-u-ber-ku-l'-is*) [*coxa*, the hip; *tuberculum*, a tubercle]. Tuberculous disease of the hip-joint.

Crab Louse (*krab'-looz*). See *Pedi u'u*.

Crab's-eyes (*krabz'-ez*). Flat, calcareous concretions (*Lapides cancerorum*) derived from the stomach of the crab, and used as a means of removing foreign bodies from the eye. Also a name for the seeds of *Abrus precatorius*.

Crachotement (*kra-shot-men-t'*) [Fr.]. A peculiar reflex following operations upon the utero-ovarian organs, marked by a desire to spit, without the ability to do so. It is usually accompanied by a tendency to syncope.

Cracked-metal Sound. See *Cracked-pot Sound*.

Cracked-pot Sound. A peculiar sound elicited by percussion over a pulmonary cavity communicating with a bronchus.

Crackling (*krak'-lin-z*) [ME., *crakelen*, to crackle]. A sound compared to that produced when salt is thrown into the fire, heard over a lung in which softening of tuberculous deposits has begun to take place.

Cradin (*krad'-in*) [*krádis*, fig-branch]. A principle obtainable from the leaves and twigs of the common fig. It is said to be a peptic ferment, in some respects

more effective than pepsin, and is believed to be identical with papain.

Cradle (*krad'le*) [*AS.*, *crad*, *cradle*]. In surgery, the arculus, a wire or wicker frame so arranged as to keep the weight of the body, lying from an injured part of the body. It is employed in the treatment of fractures, wounds, etc.



FIG. 1. A CRADLE SUPPORTING THE BODY.
From Johnston, "Vascular and Medical Surgery."

C-Cap, a name given to the caps used to set dirt and gum, that form on the straps of the cradle, infants, and children.

C., Ice, the suspension over a limb of patient, a number of iron frames, of a number of the joints, or a mat filled with ice, and inclosed in a covering.

C.-pessary, a chadle-shaped pessary for treating retro displacements of the uterus.

Cram (*kram*) [*ME.*, *crum*, *to cram*]. To store the memory with information; or the purpose merely of passing time idly. **C.-stunt**, arrest in mental development, or over study. **C.-stunted**, arrested mental development, or over study.

Cramp (*kramp*) [*Fr.*, *cramp*]. A spasmodic tonic contraction of the muscles, attended with sharp pain. It is usually produced in the athletic muscles of the calf. It is due to the activity of a morbid tendency, and is characteristic of epilepsy. **C., Accommodation**, a spasm of the ciliary muscle of the eye. **C., Auctioneers'**, one of the professional neuroses affecting the eye, at the side of the orbicularis oculi muscle.

C.-asphyxia, spinal spasm. **C., Ballet-dancers'**, a morbid affection occurring in ballet dancers, especially in the dancers, characterized by pain and paralysis symptoms, among the muscles of the calf. It is due to a local strain upon the parts.

C.-bone, a bone in the pail of a sheep. **C., Blacksmiths'**, See *Hammermen's*. **C., Car-drivers'**, a professional neurosis seen in car drivers, and perhaps also in the conductors, characterized by spasm and weakness of the muscles, the result of tightening car-brakes.

C., Chisel, a professional neurosis occurring in smiths, affecting the left hand, produced by the continuous holding of the handle of a similar instrument. **C., Cigar-makers'**, one of the professional neuroses, consisting in a tonic contraction of the flexor muscles of the hand, with pain. The paralytic sensations also extend to the other members. **C., Cigaret-makers'**. See *Cigars*.

C., Clarinet-players', a cramp of the muscles of the hand, experienced only in the players of this instrument. **C. Colic**, a morbid affection of the bowels, produced by contraction of a certain portion of the small intestines from the use of an indigestible food. **C., Coachmen's**, a professional peculiar fascia, occasionally occurring in the tongue in cornet players, in which the tongue is rendered so rounded, from inability to protrude it for the purpose. **C., Dancers'**, See *Hammermen's*.

C., Elocutionists'. See *Hammermen's*. **C., Flute-players'**, slight cramp of the muscles, occasionally in flute-players, due to the use of the instrument. Also a morbid affection of the tongue in cornet players, in which the tongue is rendered so rounded, from inability to protrude it for the purpose.

C., Glass-blowers', a cramp of the muscles of the hand, due to the use of the instrument. **C., Glass-blowers'**, a cramp of the muscles of the hand, due to the use of the instrument. **C., Glass-blowers'**, a cramp of the muscles of the hand, due to the use of the instrument.

C., Glass-blowers', a cramp of the muscles of the hand, due to the use of the instrument. **C., Glass-blowers'**, a cramp of the muscles of the hand, due to the use of the instrument.

C., Glass-blowers', a cramp of the muscles of the hand, due to the use of the instrument. **C., Glass-blowers'**, a cramp of the muscles of the hand, due to the use of the instrument.

C., Glass-blowers', a cramp of the muscles of the hand, due to the use of the instrument. **C., Glass-blowers'**, a cramp of the muscles of the hand, due to the use of the instrument.

C., Glass-blowers', a cramp of the muscles of the hand, due to the use of the instrument. **C., Glass-blowers'**, a cramp of the muscles of the hand, due to the use of the instrument.

C., Glass-blowers', a cramp of the muscles of the hand, due to the use of the instrument. **C., Glass-blowers'**, a cramp of the muscles of the hand, due to the use of the instrument.

C., Glass-blowers', a cramp of the muscles of the hand, due to the use of the instrument. **C., Glass-blowers'**, a cramp of the muscles of the hand, due to the use of the instrument.

C., Glass-blowers', a cramp of the muscles of the hand, due to the use of the instrument. **C., Glass-blowers'**, a cramp of the muscles of the hand, due to the use of the instrument.

C., Glass-blowers', a cramp of the muscles of the hand, due to the use of the instrument. **C., Glass-blowers'**, a cramp of the muscles of the hand, due to the use of the instrument.

C., Glass-blowers', a cramp of the muscles of the hand, due to the use of the instrument. **C., Glass-blowers'**, a cramp of the muscles of the hand, due to the use of the instrument.

C., Glass-blowers', a cramp of the muscles of the hand, due to the use of the instrument. **C., Glass-blowers'**, a cramp of the muscles of the hand, due to the use of the instrument.

C., Glass-blowers', a cramp of the muscles of the hand, due to the use of the instrument. **C., Glass-blowers'**, a cramp of the muscles of the hand, due to the use of the instrument.

C., Glass-blowers', a cramp of the muscles of the hand, due to the use of the instrument. **C., Glass-blowers'**, a cramp of the muscles of the hand, due to the use of the instrument.

C., Hammermen's, a spasmodic affection of the muscles of the arm and shoulder, at times unattended with pain, due to the repeated act of hammering. **C., Knitters'**, a peculiar affection of the hands of those who knit, consisting in a contraction of the extensor muscles, with numbness of the ends of the fingers. **C., Milkers'**, a spasmodic contraction of the extensors and flexors of the forearm in consequence of continuous exertion in milking. **C., Milkmaids'**. See *C., Milkers'*. **C., Musicians'**, a general term including pianists' cramp, violinists' cramp, flutists' cramp, the cramp of clarinet-players, etc. **C., Nailsmiths'**. See *C., Hammermen's*. **C., Photographers'**, a rare professional neurosis. **C., Pianists'**, a neurosis of the hands and fingers of piano-players, characterized by fatigue, pain, and weakness. The pain extends up the arm to between the shoulders. **C., Piano-players'**. See *C., Pianists'*. **C., Saltatory**. See *Saltatory Spasm*. **C., Sawyers'**, peculiar incoördinated movements of the saw-arm and corresponding side of the body, from excessive use. **C., Scriveners'**. See *C., Writers'*. **C., Seamstresses'**, a professional neurosis consisting in a spastic condition of the flexors of the fingers from constantly plying the needle. **C., Shoemakers'**. See *Shoeseamers' Disease*. **C., Smiths'**. See *C., Hammermen's*. **C., Speakers'**. See *Dysphonia spastica*. **C., Swimmers'**, a painful cramp of the muscles of the calf of the leg of swimmers, frequently causing death by drowning. **C., Tailors'**, a spasmodic affection of the muscles of the thumb, forefinger, hands, and arms, sometimes occurring in tailors, from overwork. **C., Telegraphers'**, a partial paralysis of the muscles of the hand and fingers with spasm, produced by fatigue from long-continued use of Morse's instrument. **C., Treadlers'**, one of the professional neuroses; it is met with in treadlers, and consists in cramps of the leg-muscles from constant use of the machine. **C., Violinists'**, a painful cramp most common in the left shoulder of violinists; it is due to the peculiar position assumed in holding the violin. **C., Watchmakers'**, a cramp in which there is a flexion of the metacarpo-phalangeal joints, with extension of the other joints of the hand. Also, an inability to retain the glass in the eye-socket. **C., Writers'**, Scriveners' palsy; a difficulty in writing, due to spasmodic action of the muscles of the hand and arm, to pain, to tremulousness of these muscles, or to fatigue and weakness of the extremity. These constitute the four forms, *spastic, neuralgic, tremulous, and paralytic*.

Crampton's Muscle. See *Muscles, Table of*. **C. Operations**. See *Operations, Table of*.

Crampus (*kramp'pus*) [*L.*]. An old name for a cramp, or for any disease characterized by cramps.

Cranberry (*kran'ber-ee*) [*ME.*, *cranchery*, a berry]. The acid fruit of *Vaccinium oxycoccus* and *V. macrocarpon*. It is a popular material for poultices, and is vaunted as a cure for carcinoma. Unof. **C.-tree**. See *Viburnum opulus*.

Crane-bark (*kran'bark*). See *Viburnum opulus*. **Crane's-bill Root**. See *Geranium*.

Craniacromial (*krane-ak-ro'ne-al*) [*κρᾱνιον*, skull; *ἀκρῶνα*, the point of the shoulder-blade]. Relating to the cranium and the acromion.

Cranial (*krane'al*) [*κρᾱνιον*, the skull]. Relating to the cranium. **C. Bosses**, flat, bony elevations of the frontal and parietal bones sometimes seen at the angles of the anterior fontanel. They are said to be a proof of hereditary syphilis.

Craniectomy (*krane-ek'to-me*) [*κρᾱνιον*, skull; *ἐκτομή*, a cutting out]. The surgical removal of strips or pieces of the cranial bones. It is performed in cases of microcephaly.

C., Goldbeaters', a cramp of the muscles of the hand, due to the use of the instrument. **C., Glass-blowers'**, a cramp of the muscles of the hand, due to the use of the instrument.

C., Glass-blowers', a cramp of the muscles of the hand, due to the use of the instrument. **C., Glass-blowers'**, a cramp of the muscles of the hand, due to the use of the instrument.

C., Glass-blowers', a cramp of the muscles of the hand, due to the use of the instrument. **C., Glass-blowers'**, a cramp of the muscles of the hand, due to the use of the instrument.

C., Glass-blowers', a cramp of the muscles of the hand, due to the use of the instrument. **C., Glass-blowers'**, a cramp of the muscles of the hand, due to the use of the instrument.

C., Glass-blowers', a cramp of the muscles of the hand, due to the use of the instrument. **C., Glass-blowers'**, a cramp of the muscles of the hand, due to the use of the instrument.

C., Glass-blowers', a cramp of the muscles of the hand, due to the use of the instrument. **C., Glass-blowers'**, a cramp of the muscles of the hand, due to the use of the instrument.

C., Glass-blowers', a cramp of the muscles of the hand, due to the use of the instrument. **C., Glass-blowers'**, a cramp of the muscles of the hand, due to the use of the instrument.

C., Glass-blowers', a cramp of the muscles of the hand, due to the use of the instrument. **C., Glass-blowers'**, a cramp of the muscles of the hand, due to the use of the instrument.

C., Glass-blowers', a cramp of the muscles of the hand, due to the use of the instrument. **C., Glass-blowers'**, a cramp of the muscles of the hand, due to the use of the instrument.

C., Glass-blowers', a cramp of the muscles of the hand, due to the use of the instrument. **C., Glass-blowers'**, a cramp of the muscles of the hand, due to the use of the instrument.

C., Glass-blowers', a cramp of the muscles of the hand, due to the use of the instrument. **C., Glass-blowers'**, a cramp of the muscles of the hand, due to the use of the instrument.

C., Glass-blowers', a cramp of the muscles of the hand, due to the use of the instrument. **C., Glass-blowers'**, a cramp of the muscles of the hand, due to the use of the instrument.

C., Glass-blowers', a cramp of the muscles of the hand, due to the use of the instrument. **C., Glass-blowers'**, a cramp of the muscles of the hand, due to the use of the instrument.

C., Glass-blowers', a cramp of the muscles of the hand, due to the use of the instrument. **C., Glass-blowers'**, a cramp of the muscles of the hand, due to the use of the instrument.

C., Glass-blowers', a cramp of the muscles of the hand, due to the use of the instrument. **C., Glass-blowers'**, a cramp of the muscles of the hand, due to the use of the instrument.

C., Glass-blowers', a cramp of the muscles of the hand, due to the use of the instrument. **C., Glass-blowers'**, a cramp of the muscles of the hand, due to the use of the instrument.

C., Glass-blowers', a cramp of the muscles of the hand, due to the use of the instrument. **C., Glass-blowers'**, a cramp of the muscles of the hand, due to the use of the instrument.

C., Glass-blowers', a cramp of the muscles of the hand, due to the use of the instrument. **C., Glass-blowers'**, a cramp of the muscles of the hand, due to the use of the instrument.

C., Glass-blowers', a cramp of the muscles of the hand, due to the use of the instrument. **C., Glass-blowers'**, a cramp of the muscles of the hand, due to the use of the instrument.

C., Glass-blowers', a cramp of the muscles of the hand, due to the use of the instrument. **C., Glass-blowers'**, a cramp of the muscles of the hand, due to the use of the instrument.

C., Glass-blowers', a cramp of the muscles of the hand, due to the use of the instrument. **C., Glass-blowers'**, a cramp of the muscles of the hand, due to the use of the instrument.

C., Glass-blowers', a cramp of the muscles of the hand, due to the use of the instrument. **C., Glass-blowers'**, a cramp of the muscles of the hand, due to the use of the instrument.

C., Glass-blowers', a cramp of the muscles of the hand, due to the use of the instrument. **C., Glass-blowers'**, a cramp of the muscles of the hand, due to the use of the instrument.

Craniocele (*kra'-ne-o-sel*) [*κρανίον*, skull; *κηλή*, a tumor]. Encephalocoele, *q. v.*

Cranioclasis (*kra-ne-ok'-las-is*) [*κρανίον*, skull; *κλάσις*, a breaking]. See *Cranioclasm*.

Cranioclasm (*kra'-ne-o-klazm*) [*κρανίον*, the skull; *κλάειν*, to break]. The operation of breaking the fetal head by means of the *cranioclast*.

Cranioclast (*kra'-ne-o-klast*) [*κρανίον*, skull; *κλάειν*, to break]. A heavy forceps for crushing the fetal head.

Craniodiast (*kra-ne-o-di'-ak-last*) [*κρανίον* skull; *διακλάν*, to break into pieces]. An instrument for breaking the skull in craniotomy.

Craniodidymus (*kra-ne-o-did'-im-us*) [*κρανίον*, skull; *δίδυμος*, double]. Same as *Cephalopagus*.

Craniofacial (*kra-ne-o-fa'-shal*) [*κρανίον*, skull; *facies*, face]. Relating to the cranium and the face; as the craniofacial axis, the craniofacial notch, etc.

Craniograph (*kra'-ne-o-graf*) [*κρανίον*, skull; *γράφειν*, to record]. An instrument for recording the outlines of the skull.

Craniography (*kra-ne-og'-ra-fe*) [*κρανίον*, the skull; *γράφειν*, to write]. That part of descriptive craniology the object of which is to describe the parts or regions of the skull or bones of the face.

Cranio-hematococcus (*kra'-ne-o-hem-at-ong'-kuis*) [*κρανίον*, skull; *αἷμα*, blood; *ὄγκος*, a tumor]. Synonym of *Cephalhematoma*.

Craniology (*kra-ne-ol'-o-je*) [*κρανίον*, cranium; *λόγος*, science]. A branch of anatomy based upon the comparative study of skulls.

Cranio-malacia (*kra-ne-o-mal-a'-se-ah*). See *Cranio-tabes*.

Cranio-mandibular (*kra-ne-o-man-dib'-u-lar*) [*κρανίον*, skull; *mandibula*, the mandible]. Relating to the skull and the lower jaw.

Cranimeter (*kra-ne-om'-et-er*) [*κρανίον*, skull; *μέτρον*, a measure]. An instrument for gauging the dimensions of the skull.

Cranimetric, Craniometrical (*kra-ne-o-met'-rik, kra-ne-o-met'-rik-al*) [*κρανίον*, skull; *μέτρον*, a measure]. Pertaining to craniometry. **C. Point**, any one of the points of measurement used in craniometry. A list of the cranimetric points is given. **ACANTHION** [*ἀκάνθιον*, a little spine], a point in the median line of the skull at the base of the nasal spine. **ALVEOLAR POINT**, the point between the two middle incisors of the upper jaw. **ANTINION**, that point on the glabellum, and in the median line, that is farthest from theinion. **ASTERION** [*ἀστέριον*, stary], the point behind the ear where the parietal, temporal and occipital bones meet. **AURICULAR POINT**, the center of the orifice of the external auditory meatus. **BASION** [*βάσις*, fundament], the middle point of the anterior margin of the foramen magnum. **BREGMA**, the point where the coronal and sagittal sutures meet. **DACRYON**, or **DAKRYON** [*δάκρυον*, a tear], the point beside the root of the nose where the frontal, lachrymal, and superior maxillary bones meet. **ENTOMION**, the point where the parietal notch of the temporal bone receives the anterior extension of the mastoid angle of the parietal. **GLABELLA**, or **GLABELLUM**, the point in the median line between the superciliary arches, marked by a swelling, sometimes by a depression. **GNATHION**, same as *Mental Point*. **GONION**, the point at the angle of the lower jaw. **HORMION**, the anterior point of the basilar portion of the united speno-occipital bone, where it is crossed by the median line. **INION**, the external occipital protuberance. **JUGAL POINT**, the point situated at the angle that the posterior border of the frontal branch of the malar bone makes with the superior border of its zygomatic

branch. **KORONION**, the apex of the coronoid process of the inferior maxilla. **LAMBDA**, the point of meeting of the sagittal and the lambdoid sutures. **MALAR POINT**, a point situated on the tubercle on the external surface of the malar bone, or at the intersection of a line drawn from the external extremity of the fronto-malar suture to the tubercle at the inferior angle of the malar bone and a line drawn nearly horizontally from the inferior border of the orbit over the malar bone to the superior border of the zygomatic arch. **MAXIMUM OCCIPITAL POINT**, or **OCCIPITAL POINT**, the posterior extremity of the antero-posterior diameter of the skull, measured from the glabella in front to the most distant point behind. **MENTAL POINT**, the middle point of the anterior lip of the lower border of the lower jaw. **METOPION**, or **METOPIC POINT**, a point in the middle line between the two frontal eminences. **NASION**, or **NASAL POINT**, the middle of the frontal suture at the root of the nose. **OHELION**, the part of the sagittal suture between the two parietal foramina. **OCCIPITAL POINT**. See *Maximum Occipital Point*. **OPHRION**, the middle of the supraorbital line, which, drawn across the narrowest part of the forehead, separates the face from the cranium. **OPHTHION**, the middle point of the posterior border of the foramen magnum. **PROSTHION**, the *Alveolar point*. **PTERION**, the point where the frontal, parietal, temporal, and sphenoid bones come together. **RHINION**, the upper median point of the anterior nasal opening. **SPINAL POINT**. Same as *Subnasal Point*. **STEPHANION, INFERIOR**, the point where the ridge for the temporal muscle intersects the coronal suture. **STEPHANION, SUPERIOR**, the point where the coronal suture crosses the temporal ridge. **SUBNASAL POINT**, the middle of the inferior border of the anterior nares at the base of the nasal spine. **SUPRA-AURICULAR POINT**, the point vertically over the auricular point at the root of the zygomatic process. **SUPRANASAL POINT**. Same as *Ophryon*. **SUPRAORBITAL POINT**. Same as *Ophryon*. **SYMPHYSION**, the median point of the outer border of the alveolus of the lower jaw. **VERTEX**, the superior point of the skull. In obstetrics, that conical portion of the skull whose apex is at the posterior fontanel and whose base is formed by the biparietal and trachelo-bregmatic diameters.

Cranimetry (*kra-ne-om'-et-re*) [*κρανίον*, skull; *μέτρον*, a measure]. The ascertainment of the proportions and measurements of skulls, together with the discussion of the ascertained facts, and the drawing of scientific inferences therefrom. See *Angle, Arc, Index, Plane, Point*.

Cranio-pagus (*kra-ne-og'-ag-us*). See *Cephalopagus*.

Cranio-pharyngeal (*kra-ne-o-far-in'-j-r-al*) [*κρανίον*, skull; *ὄφρυξ*, the pharynx]. Relating to the cranium and the pharynx.

Cranio-phore (*kra'-ne-o-for*) [*κρανίον*, cranium; *φέρειν*, to bear]. A device for holding the skull during craniometric study.

Cranio-plasty (*kra'-ne-o-plas-te*) [*κρανίον*, skull; *πλαστικός*, formed]. The surgical restoration or correction of cranial deficiencies.

Cranio-sclerosis (*kra-ne-o-skle-ro'-sis*) [*κρανίον*, skull; *σκληρός*, hard]. A condition the antithesis of that seen in craniotabes. A thickening of the cranial bones, usually due to rachitis.

Cranioscopy (*kran-e-os'-ko-pe*). See *Phrenology*.

Cranio-stegnosis (*kra-ne-o-ste-g-no'-sis*) [*κρανίον*, skull; *στέγνωσις*, contraction]. Contraction of the skull.

Cranio-stosis (*kran-e-os-to'-sis*) [*κρανίον*, skull; *ὄσσειν*, a bone]. Congenital ossification of the cranial sutures.

Craniotabes (*kra-nō-tā' bē*) [*κρανία*, skull; *tabes*, to waste away]. An atrophy of the cranial bones occurring in infancy, with the formation of small, shallow, conical pits in the bone-substance. These pits are granular within, and present a worm eaten appearance around the margin. They are most usually found in the posterior interior region of the parietal bone, but may be seen in any of the other cranial bones. They form from within outward, so that in life often they cannot be found. Craniotabes is probably a result of rachitis, syphilis, or marasmus. The craniotabetic pits are in some way associated with the rapid growth and development of the brain; they may be due to a premature formation of the markings of the convolutions of the skull. They are only encountered during the first months of life, that is, up to the sixteenth month. This disease is not a serious one as regards danger to life.

Craniotabetic (*kra-nō-tā'tē' tē*) [*κρανία*, skull; *tabes*, to waste away]. Pertaining or belonging to *Craniotabes*.

Craniotome (*kra-nō-tō'mē*) [*κρανία*, skull; *τέμνειν*, to cut]. An instrument used in craniotomy.

Craniotomy (*kra-nō-tō'mē*) [*κρανία*, skull; *τομή*, a cutting]. 1. The operation of reducing the size of the fetal head by cutting or breaking it up, when delivery is otherwise impossible. 2. Excision of a portion of the skull; performed by Prof. Lameelongue in cases of *hydrocephalus* to relieve pressure upon the brain and to give the brain space. **C.**, **Linear**. See *Craniotomy*.

Craniotractor (*kra-nō-trā'ktor*) [*κρανία*, skull; *τρακτώ*, a drawer]. A cranioclast designed to be used also, or mainly, as a tractor.

vessels. It consists of 22 bones, of which 14 belong to the face, and 8 to the cranium proper. See *Skull*.

Crank (*kra'nk*) [*Ger.*, sick]. A popular term for an eccentric individual or a hobby-rider.

Cranter (*kra'n-ter*) [*κραντήρ*, *κραντήρ*, to finish, render perfect; *πλ.*, *Cranteres*]. A wisdom-tooth. The *dentés sapientiæ* are sometimes so called because their presence is necessary to a perfect denture.

Crapaudine (*krap'aw-din*) [*Fr.*, *crapaud*, a toad]. In veterinary surgery, an ulcer on the coronet of a horse's hoof.

Crapulous (*krap'u-lus*) [*crapula*, drunkenness, surfeit]. Characterized by debauch or excess in drinking or in eating.

Craquement (*krahk'-mon(s)*) [*Fr.*]. Any crackling sound heard in auscultation.

Crisis (*kra's-is*) [*κρίσις*, mixture]. Temperament; constitution; predisposition. **C.**, **Verminous**, an old term used to designate a peculiar dyscrasia of the system due to the presence of worms.

Craspedotal (*kras-pe-dō'tal*) [*κρασπεδωτός*, bordered]. In biology, applied to those Medusæ that have velar otolithic vesicles.

Crassamentum (*kras-am-on'tum*) [*L.*, thickness]. A clot, as of blood.

Crateriform (*kra-ter'if-orm*) [*crater*, a crater; *forma*, shape]. Goblet-shaped or deep-saucer-shaped. Excavated like a crater.

Cratomania (*kra-tō-mā'ne-ah*) [*κράτος*, power; *μανία*, madness]. A delirium of exaltation in which the patient conceals himself to possess vast power.

Cravat (*kra-val'*) [*Fr.*, *cravate*, a Croat]. 1. A neck-cloth. 2. A bandage of triangular shape, used as a temporary dressing for a wound or fracture. The middle is applied to the injured part, and the ends are brought around and tied. See *Handkerchief Dressings*.

Craw-Craw (*kra'w-kra'w*). See *Filaria sanguinis hominis*, and *Parasites (Animal)*, Table of.

Crawley (*kra'w-lē*). See *Coral Root*.

Craziness (*kra'ze-nes*) [*ME.*, *crasen*, to break]. Insanity.

Crazy (*kra'zē*) [*crasen*, to break]. Insane; demented; deranged. **C.-bone**. See *Funny-bone*. **C.-weed**. See *Loco*.

Cream (*krēm*) [*cremor*, thick juice or broth]. The rich, fat part of milk. **C.**, **Cold**. See *Rosa*. **C.**, **Ripening of**. See *Ripening*. **C. of Tartar**. See *Potassium*.

Creamometer (*krēm-on't-et-er*) [*cremor*, cream; *μέτρον*, a measure]. An instrument for estimating the amount of cream in milk.

Crease (*krēs*) [*Celtic*]. A line made by folding. **C.**, **Gluteo-femoral**. See *C.*, *Ileo-femoral*. **C.**, **Ileo-femoral**, is the crease that bounds the buttock below, corresponding nearly to the lower edge of the *gluteus maximus* muscle. It is of supposed significance in the diagnosis of hip-disease.

Creasol (*kre'-as-ol*) [*κρέας*, flesh; *oleum*, oil], $C_8H_{10}O_7$. One of the principal phenols contained in creasote. It is formed from guaiacum-resin, and is found in beech-wood tar. It is a colorless, oily liquid of an agreeable odor and a burning taste, boiling at 220° C. It is very similar to guaiacol.

Creasote, or Creasotum (*kre'-as-ōt, -ōt'-um*) [*κρέας*, flesh; *σώζω*, to preserve]. The product of the distillation of wood-tar, consisting of a mixture of phenol-compounds. It is an inflammable oily liquid, differing in this respect from carbolic acid. It does not coagulate albumin or collodion. Most of the commercial creasote consists of carbolic acid or contains a large percentage of it. It is valuable for its antiseptic, astringent, styptic, anesthetic, and escharotic properties.

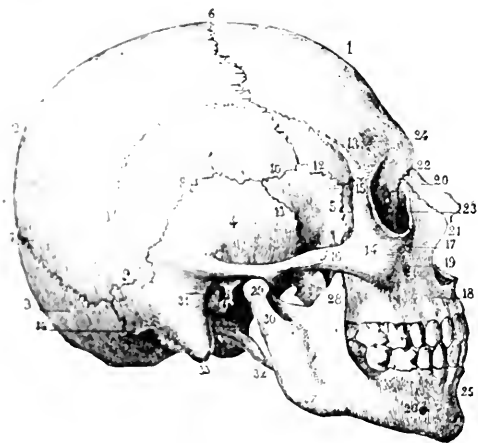


FIG. 144. Lateral Aspect of Cranium.

1. Frontal bone. 2. Frontal bone. 3. Occipital bone. 4. Temporal bone. 5. Greater wing of sphenoid bone. 6. Lambdoid suture. 7. Occipital-parietal suture. 8. Squamo-parietal suture. 9. Mastoid fontanel. 10. Sphenoparietal suture. 11. Sphenoparietal suture. 12. Sphenoparietal suture. 13. Sphenoparietal suture. 14. Sphenoparietal suture. 15. Sphenoparietal suture. 16. Sphenoparietal suture. 17. Sphenoparietal suture. 18. Sphenoparietal suture. 19. Sphenoparietal suture. 20. Sphenoparietal suture. 21. Sphenoparietal suture. 22. Sphenoparietal suture. 23. Sphenoparietal suture. 24. Sphenoparietal suture. 25. Sphenoparietal suture. 26. Sphenoparietal suture. 27. Sphenoparietal suture. 28. Sphenoparietal suture. 29. Sphenoparietal suture. 30. Sphenoparietal suture. 31. Sphenoparietal suture. 32. Sphenoparietal suture. 33. Sphenoparietal suture. 34. Sphenoparietal suture.

Cranium (*kra-nē-um*) [*κρανίον*, the skull]. The skull. The cranium consists of the skull, its membranes and

Dose m̄j-ij. **Beechwood Creasote**, from *Fagus sylvatica*, is best for internal use. Dose m̄j, every three hours. **C., Aqua**, a one per cent. solution. Dose ʒj-iv. **C.-bath**. See *Bath*. **C., Mistura** (B.P.). Dose ʒj-i-j. **C.-oil**, Heavy Oil, the third main fraction in the coal-tar distillation-process. It is collected at temperatures of from 230° to 270° C., or until the anthracene commences to distil. The oil has a greenish-yellow color, and is very fluorescent, and becomes progressively more so upon exposure to light and air. The odor is unpleasant and extremely characteristic. The oil is heavier than water, and contains naphthalene, anthracene, phenanthrene, phenol, cresol, etc. It is used mainly in the creosoting or preservation of timber; it is also used as a fuel, and for the production of illuminating gas, as a lubricant, and for the production of lampblack. **C., Unguentum** (B.P.), for local application. **C., Vapor** (B.P.), for inhalation.

Creatic (*kre-at'-ik*) [κρεάτις, flesh]. Relating to flesh. See *Kreatinin*. **C. Nausea**, a loathing of flesh as food.

Creatin (*kre'-at-in*) [κρεάτις, flesh], C₄H₉N₃O₂. A neutral organic substance that occurs in the animal organism, especially in the juice of muscles. It crystallizes with one molecule of water in glistening prisms, which, heated to 100°, sustain a loss of water. It has a faintly bitter taste and dissolves rather readily in boiling water. It dissolves with difficulty in alcohol and yields crystalline salts with one equivalent of acid.

Creatinin (*kre-at'-in-in*) [κρεάτις, flesh], C₄H₇N₃O. An alkaline substance, a normal constituent of urine. It crystallizes in rhombic prisms, and is a strong base. It is much more soluble than creatin.

Crebricostate (*kreb-re-kos'-tāt*) [*creber*, close; *costa*, rib]. In biology, characterized by closely-set ridges.

Crebrisulcate (*kreb-re-sul'-kat*) [*creber*, close; *sulcus*, a furrow]. In biology, marked by closely-set furrows.

Crebruria (*kreb-ri'-re-ah*) [*creber*, close together; *οὐρον*, urine]. Frequent micturition.

Creche (*krāsh*) [Fr., a crib]. See *Infant Shelter*.

Credé's Method (*kre-da'*). See *Treatment, Methods of*. **C. Operation**. See *Operations, Table of*.

Crédivité (*kra-dir-it-a'*) [Fr.]. See *Hypnotism*.

Creeping Sickness (*krēp'-ing sik'-nes*). The gangrenous form of ergotism.

Cremaster (*kre-mas'-ter*) [κρεμάειν, to support]. The muscle that draws up the testis. See *Muscles, Table of*.

Cremasteric (*kre-mas-ter'-ik*) [κρεμάειν, to support]. Pertaining to the cremaster muscle. **C. Reflex**. See *Reflexes, Table of*.

Crementation (*kre-ma'-shun*) [*cremare*, to burn]. The destruction of the body by burning, as distinguished from interment.

Crementor (*kre-ma'-tor*) [*cremare*, to burn]. A crematory, *q. v.* **C., Engle System**, a variety of cremator for the destruction of garbage, in which the smoke and gases generated by the destruction of the waste material are consumed by a second fire.

Crematory (*kre-m'-at-or-ō*) [*cremare*, to burn]. An establishment for burning the bodies of the dead, or for consuming garbage and other refuse matter.

Cremnitz White. Same as *White Lead*.

Cremocarp (*kre-m'-o-karp*) [κρεμῖον, to hang; καρπός, fruit]. The peculiar capsular fruit of the natural order *Umbelliferae*.

Cremor (*kre'-mor*) [*cremor*, broth]. Cream. Any thick substance formed on the surface of a liquid. **C. tartari**, cream of tartar.

Crena (*kre'-nah*) [L.]. A notch, especially such a notch as is seen on the sutural margins of the cranial bones.

Crenate (*kre'-nāt*), or **Crenated** (*kre'-nā-ted*) [*crena*,

a notch]. Notched or scalloped. In botany, leaves that are serrated. See *Crenation*.

Crenation (*kre-na'-shun*) [*crena*, a notch]. A notched or mulberry appearance of the red corpuscles of the blood; it may be spontaneous or due to poisoning with Calabar bean, etc.

Crenic Acid (*kre'-nik*). See *Acid*.

Crenothrix (*kre-nōth'-riks*) [κρηθίς, a spring; *τριξ*, hair]. A genus of Schizomyces the filaments of which are enveloped in a gelatinous sheath. **C. kühniana**, abundant in fresh waters; when putrefied it gives drinking-water a very bad taste, but the rôle attributed to it in the production of typhoid fever is unjustified.

Crenulate (*kre-n'-u-lāt*) [*crena*, a notch]. Finely crenate.

Creolin (*kre'-o-lin*) [κρίας, flesh; *oleum*, oil]. A coal-tar product deprived of carbolic acid. It is hemostatic and highly antiseptic, and is more active than carbolic acid in pure cultures of pathogenic microbes, but less efficacious in putrefying masses. It is an excellent non-poisonous deodorizer, used in a two per cent. solution or a five per cent. ointment with lanolin. It is used internally in typhoid fever and catarrh of the bladder in five-drop doses.

Creosol (*kre'-o-sol*). See *Creosol*.

Creosote (*kre'-o-sot*). See *Creosote*. **C.-bush**, *Larrea mexicana*, an odorous and resinous shrub of the Pacific States and Mexico. It is a local remedy for rheumatism and for wounds and sores. Unof.

Crepitant (*krēp'-it-ant*) [*crepitare*, to crackle]. Possessing the character of crepitus. **C. Râle**. See *Râle* and *Breath-sounds*.

Crepitation (*krēp-it-a'-shun*), **Crepitus** (*krēp'-it-us*) [*crepitare*, to crackle]. The noise produced by escaping flatus. The grating of fractured bones. The crackling of the joints. The noise produced by pressure upon tissues containing an abnormal amount of air or gas, as in cellular emphysema. Also the peculiar murmur of respiration observed in pneumonia during inspiration. It closely resembles the sound produced by rubbing the hair between the fingers held close to the ear. **C., Redux**, a crepitant râle heard in pneumonia during the stage of resolution; usually the first manifestation of the recession of the disease.

Cresalol (*kes'-al-ol*) [*cresol*; *salol*], C₆H₇OH.COO.C₆H₄.CH₃. Salicylate of cresol. It possesses antiseptic properties very similar to those of salol. Dose gr. iv in water from one to eight times daily. Unof.

Crescent (*krēs'-ent*) [*cresecere*, to grow]. Shaped like the moon in its first quarter. A name given to one form of the malarial hematozoön. **C. of Gianuzzi**. Groups of non-secreting cells in the acinus of a gland, pushed to one side by the secreting cells. **C., Myopic**. See *Myopia*. **C. Operation**. See *Operations, Table of*.

Crescentia (*krēs-ent'-she-ah*) [*cresecere*, to grow]. A genus of bignonaceous trees and shrubs. **C. alata**, of tropical Asia and America, affords leaves that are useful in hemoptysis, and the fruit is employed in pulmonary diseases. The pulp of the West Indian **C. cujete** is similarly used. Unof.

Cresol (*kre'-sol*) [κρίας, flesh; *oleum*, oil], C₇H₇O₂. Cresylic acid; a body obtained from the distillation of coal-tar. It is a colorless, caustic liquid, with properties similar to those of phenol, but is superior as an antiseptic. Unof.

Cresolin (*kre'-o-lin*) [κρίας, flesh; *oleum*, oil]. A proprietary preparation used as a disinfectant in diphtheria, etc.

Cresosulphuric Acid (*krēs-o-sul-fu'-rik*). See *Acid*.

Crest (*krēst*) [*crista*, a crest]. The surmounting part of any bone, organ, or process. **C., Frontal**, a ridge

along the middle line of the internal surface of the frontal bone. **C. of Ilium**, the thickened and expanded upper border of the ilium. **C. Lachrymal**, a vertical ridge dividing the external surface of the lachrymal bone into two parts. **C. Nasal**, a crest on the internal border of the nasal bone and forming part of the septum of the nose. **C. Neural**, a series of swellings along each side of the rudimentary spinal cord in the embryo, in which the spinal nerves are developed. **C. Occipital**, a vertical ridge on the external surface of the occipital bone extending from the occipital protuberance to the foramen magnum. **C. of Pubes**, a crest extending from the spine to the inner extremity of the pubes. **C. of Tibia**, the prominent border or ridge on the front of the tibia; the shin. **C. Turbinate**, a prominent horizontal ridge on the internal surface of the palate bone. **C., Urethral**. See *Urethranion*.

Crest's Test. See *Test, Table of*.

Cresylic Acid (*kriz'ik-ik*). See *Cresol*.

Creta (*krē'tā*) [*l.*]. Chalk. See *Calcium*.

Cretaceous (*krē'tā-shū*) [*retā*, chalk]. Chalky; abounding in calcium carbonate.

Cretefaction (*krē'tā-fak-shūn*). See *Calcification*.

Cretin (*krē'tin*) [*Fr., crétin*, a simple minded person]. A person affected with cretinism.

Cretinism (*krē'tin-iz-iz*) [*Fr., crétin*, a simple-minded person]. The condition of a cretin. Also an endemic disease, characterized by goiter and a condition of physical, physiologic, and mental degeneracy and non-development. The subjects of this disease seldom reach five feet in height. **C., Sporadic**, the congenital form of myxedema, characterized by absence of the thyroid gland, diminutiveness of size, thinness of neck, shortness of arms and legs, prominence of abdomen, large size of face, thickness of lips, large and protruding tongue, and imbecility or idiocy. It is popularly supposed that coitus during incubation is a cause of this condition.

Cretinoid (*krē'tin-oid*) [*retin*, a simple-minded person]. 1. Resembling a cretin; resembling cretinism. 2. A person who resembles a cretin.

Creuse's Test. See *Tests, Table of*.

Crewels (*krē'chels*) [*Fr., érouelles*, scrofula]. Synonym of *S. fidei*.

Crib (*krīb*) [*ME., crib*, a manger]. A small frame with inclosed sides for a child's bed. 2. A stall for cattle. **C. Biting**. See *Cribbing* and *Wind-couling*.

Cribbing (*krīb'ing*) [*ME., crib*, a manger]. The peculiar wearing of a horse's teeth, due to a habit of biting his crib or manger, and at the same time sucking air into the stomach.

Cribiform (*krīb'rif-orm*) [*ribrium*, a sieve; *forma*, form]. Similar to a sieve in being perforated, as the *cribra* of the ethmoid bone.

Cribose (*krīb'os*) [*ribrium*, a sieve]. In biology, spongy.

Crick (*krīk*) [*ME., crīch*, a twist in the neck]. Any contraction or contraction, as of the back or neck.

Cricoid (*krī'oid*) [*krōon*, a ring]. A prefix denoting connection with the cricoid cartilage.

Cricoid Cartilage (*krī'oid-kar'til-ij*) [*krōon*, a ring]. Ring-shaped. **C. Cartilage**. See *Cartilage of the Larynx*.

Cricothyroid Membrane (*krī'oi-thī'roid-mē-mbrān*) [*krōon*, a ring; *thyroid*, pertaining to the thyroid and thyroid gland]. Pertaining to the cricoid and thyroid cartilages.

Cricothyroid Artery, a small branch of the superior thyroid artery, crossing the cricothyroid membrane. It is of little surgical importance. See *Artery, Table of*.

Cricothyroid Membrane, a ligamentous membrane between the cricoid and thyroid cartilages. **C. Muscle**. See *Muscle, Table of*.

Cricotomy (*krī-kot'ō-me*) [*krīkos*, ring; *τέμνειν*, to cut]. Surgical laryngotomy by cutting through the cricoid cartilage.

Criminal (*krīm'in-in-al*) [*crimen*, a crime]. Of the nature of crime. **C. Abortion**. See *Abortion*. **C. Assault**. See *Assault*.

Criminology (*krīm'in-ol'ō-jē*). See *Criminology*.

Criminology (*krīm'in-ol'ō-jē*) [*crimen*, crime; *λόγος*, science]. The science of crime and of criminals; criminal anthropology; the study of crime as a branch of morbid psychology.

Crino (*krī'no*) [*crinis*, hair; *pl., Crinones*]. 1. A skin-affection of infants supposed to be due to the presence of a hair-worm. 2. Same as *Comedo*.

Crinosin (*krīn'ō-sin*) [*crinis*, hair]. A nitrogenized fat from brain-substance, crystallizing in hair-like threads.

Cripple (*krīp'l*) [*ME., cripel*, a paralytic]. One who is unable to walk or to use his members normally.

Cripps' Operations. See *Operations, Table of*.

Crisis (*krī'sis*) [*κρίσις*, a decisive point; *pl., Crises*]. The turning-point in a disease, fever, time of life, etc., and in disease, marking a change either for the better or worse. **C. clitoridiennes**, periods of voluptuous excitement in women suffering with tabes dorsalis, accompanied by vaginal secretion, analogous to the violent erections and spermatorrhea found in men in the initial stages of tabes. **C. gasteriques**, Charcot's term for certain gastric symptoms sometimes encountered in the course of progressive locomotor ataxia. The symptoms are shooting pains in the groin and abdomen, ending finally in gastralgia, pains in the shoulders and arms, a quick pulse, and often vertigo and vomiting. **C. Laryngeal**, paroxysmal spasm of the larynx sometimes observed in cases of posterior spinal sclerosis.

Crispate (*krīs'pāt*) [*crispatus*, curl]. In biology, crisped on the margin.

Crista (*krīs'tā*) [*L.*]. Same as *Crest*. **C. acustica**, a yellow elevation projecting into the equator of the ampulla of the ear. **C. fornicis**, the crest of the fornix; a half-oval or semi-globular mass on the posterior surface of the fornix of the brain. **C. galli**, cock's crest, the superior triangular process of the ethmoid bone. **C. helicis**, spina helicis; a projection of the helix above the external auditory meatus. **C. spiralis**, a crest of the limbus of the ear overhanging the internal spiral sulcus of Waldeyer. **C. urethralis**. See *Urethranion*.

Critchett's Operations. See *Operations, Table of*.

Crith (*krīth*) [*κριθή*, barley-corn]. The assumed unit of mass and weight for hydrogen, and hence for gases generally. It is .0896 of a gram or 1.37 grains.

Critical (*krī'ik-al*) [*κρίσις*, a decisive point]. 1. Pertaining to a crisis in disease, period of life, etc. 2. A qualification applied to temperature and to pressure in relation to gases.

Crocein Scarlet (*krō'se-in skw'let*). See *Pigments, Con pectus of*.

Crochet (*krō'shā'*) [*Fr., dim. of croc*, a hook]. A hook. **C. of Uncinate Gyri**, the narrow portion of the uncinat gyri at its anterior extremity which is reversed in the form of a hook.

Crocin (*krō'sin*). $C_{10}H_{11}O_6$. Polychroit; the coloring-matter of *Saffron*. It is a deliquescent, orange-red, amorphous substance, odorless, with a sweetish taste, freely soluble in water and diluted alcohol.

Crocitin (*krō'sit-in*). A coloring-substance of saffron; a red powder, easily soluble in alcohol, but not in water or ether.

Crocker's Calamin Liniment. A liniment used in the treatment of dermatitis. It consists of prepared

calamin powder, 2 scruples; powdered zinc oxid, $\frac{1}{2}$ dram; olive oil and lime-water each one ounce. It is applied on soft rags.

Croconic Acid (*kro-kon'-ik*). See *Acid*.

Crocus (*kro'-kus*) [*κρόκος*, crocus, saffron]. Saffron. The stigmata of the flowers of *C. sativus*. (This should not be confounded with American Saffron, *Carthamus tinctorius*.) It is an aromatic stimulant and emmenagogue, commonly used as a cooling-agent. **C.**, **Tinct.**, 10 per cent. in strength. Dose $\frac{5}{j}$ - $\frac{ij}{j}$; of the drug, gr. v-xx, in infusion.

Crocodysmus (*kro-sid-iz'-mus*) [*κροκόδειεω*, to pick at]. Same as *Carphology*.

Croft's Operations. See *Operations, Table of*.

Crook's Test. See *Tests, Table of*.

Crop (*krop*) [ME., *crop*, the craw of a bird]. The craw or pouch of the esophagus of a bird. **C.-bound**, a disease of poultry in which the fowls are unable to pass the food from the crop into the gizzard, and the former becomes filled with food, hanging like a bag in front of the bird.

Crosby's Operation. See *Operations, Table of*.

Cross (*kros*) [*crux*, a cross]. In biology, a cross-breed in plants, the result of cross-fertilization. **C.-birth**, shoulder-presentation, or other presentation requiring version. **C.-circulation**. See *Circulation*. **C.-eye**. See *Strabismus*. **C.-fertilization**, in biology, the fertilization of the ovules of one species by the seed-gems of another. **C.-knee**. See *Genu valgum*. **C.-leg**, a deformity that sometimes follows double hip-joint disease; the legs are crossed in walking. **C.-legged Progression**, a method of walking in which one foot gets over or in front of the other. It is a symptom of certain cord-lesions.

Crossed (*krosd*) [*crux*, a cross]. Having the shape of a cross. Applied to alternate sides of the body. **C.** **Anesthesia**. See *Anesthesia*. **C.** **Hemiplegia**. See *Stauroplegia*. **C.** **Paralysis**. See *Paralysis*. **C.** **Reflexes**, an exception to the usual law of reflex movements, in which, e. g., excitation of one fore-limb induces movement in the opposite hind-limb. See *Reflexes, Table of*.

Crotalin (*kro'-tal-in*) [*κρόταλον*, a rattle]. An albuminous body contained in the poison of the cobra. It is not coagulable by heat at 212° C.

Crotalus (*kro'-tal-us*) [*κρόταλον*, a rattle]. A genus of serpents, including the typical rattlesnakes. **C.** **Poison**. The virus of the rattlesnake, used as a remedy by homeopaths.

Crotchet (*kroch'-et*) [ME., *crochet*, a little hook]. A hook used in extracting the fetus after craniotomy.

Croton (*kro'-ton*) [*κρότων*, a tick]. A great genus of euphorbiaceous plants. **C.** **eleuteria**, yields cascarrilla. **C.** **tiglium**, croton oil; **C.** **niveus**, a part of the product called copalche bark. **C.** **Aldehyd**, C_6H_8O , a compound obtained by the condensation of acetaldehyd when heated with dilute HCl, with water and zinc chlorid; it is a liquid, soluble in water, possessing an irritating odor; it boils at from 104° to 105° and has a sp. gr. of 1.033 at 0°. In the air it oxidizes to crotonic acid. **C.** **Chloral**. See *Chloral butylicum*. **C.** **Oil**. See *Tiglii, Oleum*.

Crotonol (*kro'-ton-ol*) [*κρότων*, a tick], $C_9H_{14}O_2$. An acid, aromatic principle in croton oil. Believed to be the vesicant constituent of the oil.

Croup (*kroop*) [AS., *krōpan*, to cry aloud]. Membranous croup; pseudo-membranous croup; true croup; a disease of the larynx and trachea of children, prominent symptoms of which are a peculiar cough, and difficulty in breathing; it is often accompanied by the development of a membranous deposit or exudate upon the parts. There is doubt as to the real nature

of the disease, some contending that it is laryngeal diphtheria, while others believe it a special type of disease. See also *Roup*. **C.**, **Catarrhal**, an affection of childhood characterized by paroxysms of intense dyspnea and a peculiar, ringing, metallic cough. **C.**, **False**, catarrhal or spasmodic croup; catarrhal laryngitis. **C.**, **Spasmodic**. See *C.*, *Catarrhal*.

Crown (*krown*) [ME., *crowne*, a crown]. See *Corona*.

C. Glass, a kind of glass used in optics. **C. Leather**. See *Leather*. **C.-setting**, the operation of uniting an artificial crown to the root of a natural tooth; the operation being commonly known by the misnomer "pivoting." **C. of a Tooth**, the exposed part of the tooth above the gums, covered with enamel. **C.-work**, the adaptation of an artificial crown of porcelain or gold on the cervical portion of the natural root of a tooth. **C.-yellow**. Same as *Chrome-yellow*.

Crucial (*kru'-shul*) [*crux*, a cross]. Resembling or pertaining to a cross, as a *crucial incision*.

Cruciate (*kru'-she-at*) [*crux*, a cross]. In biology, shaped like a Greek cross.

Crucible (*kru'-sib-l*) [*crucibulum*, a melting pot]. A vessel of conical shape in which substances are exposed to the heat of a fire or furnace; it is formed of clay or earthenware, porcelain, iron, black lead or plumbago or graphite, silver, gold or platinum.

Crucifixion Attitude (*kru-se-fik'-shun*). See *Attitude*.

Crucing (*kru'-sing*). See *Block Teeth*.

Cruels (*krool'-elz*). Synonym of *Scrofida*.

Crucientin (*kru-en'-tin*) [*crucentus*, bloody]. A precipitate obtained by boiling defibrinated blood with strong H_2SO_4 , adding water, and filtering.

Crull's Line. See *Line*.

Cruorin (*kru'-or-in*) [*cruur*, blood]. Synonym of *Hemoglobin*.

Crupper (*kru'p-er*) [Fr., *croupe*, the rump]. The buttocks of a horse. **C.-bone**, the coccyx.

Crura (*kru'-rah*) [Plural of *crus*, a leg]. A name applied to certain parts of the body, from their resemblance to legs or roots. **C.** **cerebelli**, the peduncles of the cerebellum, superior, middle, and inferior. **C.** **cerebri**, the peduncles of the cerebrum. **C. of Diaphragm**, the muscular bundles arising from the vertebrae, etc., and inserted into the central tendon. **C. of Penis**, the corpora cavernosa.

Crural (*kru'-ral*) [*crus*, a leg]. Pertaining to the thigh. **C.** **Arch**. See *Ligament*. **C.** **Hernia**, femoral hernia. **C.** **Ring**, the femoral ring; the upper opening of the temporal canal, bounded in front by Poupert's ligament and the deep carpal arch, behind by the pubis, internally by Gimbernat's ligament, externally by a fibrous band separating it from the femoral ring.

Crureus (*kru'-re-us*) [L.]. One of the muscles of the thigh. See *Muscles, Table of*.

Crus (*kru:s*) [L.]. The leg; structures resembling a leg. See the plural, *Crura*.

Cruso-creatinin (*kru-so-kre-at'-in-in*), $C_3H_4N_4O$. A leucomaine, isolated from muscle-tissue. In this and other leucomaines of the Creatinin Group, as well as in those of the Uric Acid Group, hydrocyanic acid plays an important part in the molecular-structure of the bases. Very little is yet known as to the function of this Cyanogen Group in relation to the vital activity of tissues, but recent investigations seem to show that the seat of the cyanogen-formation lies within the nucleated cell, and is intimately connected with the functions of the nuclein-molecule. A number of leucomaines of fresh muscle-tissue are credited with possessing an intensely poisonous action; and, if this be the case, any accumulation of such bases in the

- system, due to interference with elimination, may cause very serious disturbances.
- Crust** (*kru-st*) [*krust*, a crust]. An irregular, dried mass of exudation, or other effete products of disease of the skin. It varies much in appearance, according to the condition that produces it. It may be adherent or loose, thin and flat, or thick and craggy, light yellow or blackish in color.
- Crusta** (*kru-sta*) [*krust*, a crust]. The cetal portion of the crust of the *C. lactea*. See *L. l.* Also synonym for *C. petrosa*. **C. petrosa**, a thin layer of bone covering the fang of a tooth. **C. phlogistica**, the yellowish layer of the upper stratum of a blood-clot coagulating slowly.
- Crustaceorubrin** (*kru-sta-er-u-bin*) [*crustata*, shell-fish; *rubr*, red]. In biology a red coloring-matter of crustaceans.
- Crustaceous** (*kru-sta-sh-us*) [*crusta*, crust]. In biology, having a thin, hard, brittle, crust-like shell or coating.
- Crusted** (*kru-stid*) [*crusta*, a crust]. Having crusts or scabs. **C. Ringworm**. Synonym of *Favus*. **C. Scall**. Synonym of *Impetigo*.
- Crusting** (*kru-sting*) [*crusta*, a crust]. The formation of crusts or scabs.
- Crutch** (*kru-ch*) [ME., *crut he*, a crutch]. A staff reaching from the axilla to the ground, for the purpose of aiding the progression of lame or crippled persons. **C. Paralysis**, paralysis of an upper extremity due to the pressure of the crutch-head upon the nerves of the axilla.
- Cruveilhier's Atrophy**. See *Diseases, Table of*. **C. Disease**. See *Diseases, Table of*. **C. Fascia**, the superficial layer of the perineal fascia. **C. Plexus**. See *Plexus, Table of*. **C. Paralysis**. Same as *C. Disease*.
- Cry** (*cri*) [ME., *crien*, to cry]. The utterance of an articulate vocal sound, or the sound so uttered; the sound of the voice in lamentation.
- Cryesthesia** (*kri-es-th'e-sta-ah*) [*kriptos*, cold; *niethesis*, sensation]. Undue sensitiveness to cold.
- Crypt** (*krip-t*) [*kriptos*, concealed]. A small sac or follicle. **Crypts of Lieberkuhn**, minute tubular depressions of the mucous membrane of the small intestine.
- Crypta** (*krip-tah*) [*kriptos*, concealed; *pt*, *Cryptic*]. Same as *Crypt*.
- Cryptic** (*krip-tik*) [*kriptos*, hidden]. In biology, a term used in the study of mimicry, for such colors as enable the animal to escape enemies, or to approach its prey; protective, *pro-cryptic*; aggressive, *anti-cryptic* resemblances. Similar effects may be produced by the use of foreign objects with which the animal covers itself to a greater or lesser extent, *allo-cryptic*. (Poulton.)
- Cryptidin** (*krip-tid-in*) [*kriptos*, hidden]. $C_{11}H_{11}N$. A color formed by the dry distillation of quinin.
- Cryptitis** (*krip-tis*) [*kriptos*, concealed; *itis*, inflammation]. Inflammation of a crypt, or of crypts. **C., Urethral**, inflammation of the mucous follicles of the urethra.
- Cryptobranchiate** (*krip-t'bran-ki-ah*) [*kriptos*, hidden; *branchia*, gill]. In biology, having concealed gills.
- Cryptocephalus** (*krip-to-ke-fal-us*) [*kriptos*, hidden; *kephala*, head]. A name of genus with an imperfectly formed head.
- Cryptodidymus** (*krip-to-did-i-mus*) [*kriptos*, hidden; *didymus*, twin]. A term in which one tetus is concealed within another.
- Cryptolirous** (*krip-to-lir-us*) [*kriptos*, hidden; *lirous*, neck]. In biology, having a concealed neck.
- Cryptogam** (*krip-to-gam*) [*kriptos*, hidden; *gamos*, marriage]. In biology, a general term applied to any plant below Phanerogamia; any flowerless plant is called a cryptogam.
- Cryptogamia** (*krip-to-ga-me-ah*) [*kriptos*, hidden; *gamos*, marriage]. A division of the vegetable kingdom comprising all plants with concealed sexual organs, without pistils or stamens.
- Cryptogamic** (*krip-to-gam-ik*). See *Cryptogamous*.
- Cryptogamous** (*krip-to-ga-mus*) [*kriptos*, concealed; *gamos*, marriage]. Belonging to the cryptogamia; having the processes of the reproductive function obscured or concealed.
- Cryptogenetic** (*krip-to-jen-et-ik*) [*kriptos*, concealed; *gennaein*, to beget]. Same as *Cryptogamous*.
- Cryptolith** (*krip-to-lith*) [*kriptos*, crypt; *lithos*, stone]. A concretion or calculus formed within a crypt.
- Cryptophanic, or Kryptophanic Acid** (*krip-to-fan-ik*) [*kriptos*, concealed; *phainein*, to bring to light], $C_{10}H_{18}N_2O_{10}$. An acid said to occur in a free state in urine, though regarded by Landwehr as an animal gum.
- Cryptophthalmia** (*krip-toff-thal-me-ah*). Same as *Cryptophthalmos*.
- Cryptophthalmos** (*krip-toff-thal-mos*) [*kriptos*, hidden; *ophthalmos*, the eye]. 1. Congenital union of the eyelids, usually over imperfect eyes. 2. A person who has congenital union of the eyelids.
- Cryptopia** (*krip-to-pe-ah*). Same as *Cryptopin*.
- Cryptopin** (*krip-to-pin*) [*kriptos*, hidden; *opium*, opium], $C_{21}H_{23}NO_7$. One of the alkaloids of opium, colorless and odorless. It is said to be anodyne and hypnotic, but it is less safe than morphin. Dose, $\frac{1}{8}$ gr. Unof.
- Cryptopyic** (*krip-to-pi-ik*) [*kriptos*, hidden; *pinon*, pus]. Characterized by concealed suppuration.
- Cryptorchid, or Cryptorchis** (*krip-to-rid, -kis*) [*kriptos*, hidden; *orchis*, testicle]. A person with retained testicles, i. e., not descended into the scrotum.
- Cryptorchidism** (*krip-to-rid-izm*) [*kriptos*, hidden; *orchis*, testicle]. Retention of the testes in the abdominal cavity.
- Cryptorchism** (*krip-to-rid-izm*). See *Cryptorchidism*.
- Cryptozygosity** (*krip-to-zi-gos-i-te*) [*kriptos*, hidden; *zygon*, arch]. The quality of being cryptozygous.
- Cryptozygous** (*krip-to-zi-gus*) [*kriptos*, hidden; *zygon*, arch]. Having the dental arches or zygomata concealed from view when the skull is viewed from above.
- Crystal** (*kris-tal*) [*kristalloz*, clear ice]. In chemistry, a substance that assumes a definite geometric form. **C., Charcot-Leyden**. See *Charcot-Leyden*. **C., Charcot's**, minute colorless crystals found in the sputa of asthmatic and bronchitic patients and others. They are said to consist of tyrosin, or according to some, of mucin. **C., Violet**. See *Pigments, Conspectus of*.
- Crystalli** (*kris-tal-i*). Synonym of *Chicken-pox*.
- Crystallin** (*kris-tal-in*) [*kristalloz*, clear ice]. The globulin of the crystalline lens.
- Crystalline** (*kris-tal-en* or *-in*) [*kristalloz*, crystal]. Like a crystal. **C. Lens**. See *Lens*. **C. Swelling**. See *Swimming*.
- Crystallitis** (*kris-tal-i-tis*). See *Phakitis*.
- Crystallization** (*kris-tal-iz-a-shun*) [*kristalloz*, ice]. The process by which the molecules of a substance arrange themselves in geometric forms when passing from a gaseous or a liquid to a solid state. **C., Water of**, the water of salts that cannot be extracted without destruction of their crystalline nature.
- Crystallized** (*kris-tal-izd*) [*kristalloz*, ice]. Formed into crystals. **C. Green**. Same as *Iodin Green*.

Crystallography (*kris-tal-og'-ra-fi*) [*κρῑσταλλος*, crystal; *γράφειν*, to write]. The science of crystals, their formation, etc.

Crystalloid (*kris'-tal-oid*) [*κρῑσταλλος*, crystal; *ειδος*, likeness]. Having a crystalline structure, as distinguished from colloid. In biology, one of the crystal-like proteid bodies found in seeds, tubers, etc.

Ctenes (*ten'-es*) [*κτενες*]. Incisor teeth.

Ctenocyst (*ten'-o-sist*) [*κτείς* (*κτεν*), comb; *κῑστις*, a bladder]. In biology, applied to the auditory vesicles of ctenophorans.

Ctenoid (*ten'-oid*) [*κτείς* (*κτεν*-), comb; *ειδος*, like]. In biology, pectinate or comb-like.

Cubeb, or **Cubeba** (*ku'-beb*, or *ku be'-bah*) [Pers., *ka-bāba*, cubeb; *gen.*, *Cubebæ*]. The unripe fruit of *Piper Cubeba*, cultivated in Java. Its properties are due to a volatile oil, $C_{12}H_{16}$, and an organic acid. It is an aromatic stimulant, diuretic in small doses, and is useful in affections of the bladder and urethra. It is a good remedy (applied by insufflation or smoked in cigars) for diseases of the fauces, catarrh of the air-passages, etc. Dose gr. $x-5$ ij. **C.**, **Fld. Ext.**, alcoholic. Dose $\mathfrak{m}v-xxx$. **C.**, **Oleoresina**, ethereal. Dose $\mathfrak{m}v-xxx$. **C.**, **Ol.**, the volatile oil. Dose $\mathfrak{m}v-xx$. **C.**, **Tinct.**, 20 per cent. in strength. Dose $\mathfrak{m}x-3$ ij. **C.**, **Trochisci**, oleoresin gr. $\frac{1}{2}$, oil of saffras gr. $\frac{1}{10}$, ext. of glycyrrhiza gr. iv, acacia gr. ij, syr. of tolu q. s., in each troche. Dose $j-ij$.

Cubebene (*ku'-beb-en*) [*cubeb*], $C_{20}H_{16}$. The light portion of the essential oil of cubeb.

Cubebic Acid (*ku-beb'-ik*) [*cubeb*], $C_{13}H_{14}O_7$. A resinous acid body from cubeb; actively diuretic and cathartic. Unof.

Cubebin (*ku-beb'-in*) [*cubeb*], $C_{10}H_{10}O_3$. An odorless crystalline substance obtained from cubeb.

Cubic (*ku'-bik*) [*κῑβος*, a cube]. Pertaining to a cube. **C. Space** (of air), the amount of space required by persons in health and in disease. In hospitals about 1000 cubic feet to each patient is necessary for proper ventilation.

Cubital (*ku'-bit-al*) [*κῑβος*, a cube]. Relating to the forearm, to the elbow, or to the ulna.

Cubitocarpal (*ku'-bit-o-kar'-pal*) [*κῑβος*, a cube; *καρπός*, the wrist]. Relating to the forearm and to the carpus.

Cubitoradial (*ku'-bit-o-ra'-de-al*) [*κῑβος*, a cube; *radius*, a staff]. Relating to both the ulna and the radius.

Cubitus (*ku'-bit-us*) [*cubitus*, the elbow]. The forearm.

Cubitus (*ku'-bit-us*) [*cubare*, to lie down]. A bed; a couch.

Cuboid (*ku'-boid*) [*κῑβος*, cube; *ειδος*, resemblance]. Resembling a cube. **C. Bone**, a bone of the foot situated at the outer anterior part of the tarsus.

Cuca (*koof'-kah*). See *Erythroxylin*.

Cucullate (*ku-kul'-at*) [*cucullus*, a cap, hood]. In biology, hooded.

Cucullus (*ku-kul'-us*) [L., a hood]. 1. In biology, a hood-shaped formation of the head. 2. Synonym of *Whooping-cough*.

Cucumber, **Squirting**. See *Elaterium*.

Cucumis (*ku'-ku-mis*) [L., a cucumber]. A genus of plants. **C. colocynthis**. See *Colocynthis*.

Cucurbit (*ku-ker'-bit*) [*cucurbita*, a gourd]. 1. A cupping-glass. [Old.] 2. The body of an alembic.

Cucurbitation (*ku-ker-bit-a'-shun*) [*cucurbitatio*, a cupping]. The operation of cupping.

Cud (*kud*) [AS., *cudde*]. The regurgitated food of ruminants. **C.-weed** (*kud-wed*). See *Life Everlasting*.

Cudbear (*kud'-bār*) [After Dr. *Cuthbert* Gordon]. A

purplish-red powder, nearly identical with *Orchil*, *q. v.* From it the *Tinctura persionis*, and *Tinctura persionis composita*, N. F., are prepared. Both are used mainly in coloring various pharmaceutical preparations. See *Pigment*, *Conspectus of*.

Cuichunchulli [Peruvian]. The root of *Ionidium parviflorum*: said to be diaphoretic, diuretic, sialagogue, emetic, and cathartic; it is useful in elephantiasis. Unof.

Cuirass (*kwe-ras'*) [Fr.]. A close-fitting or immovable bandage for the front of the chest. **C. Cancer**, a large, flat cancerous growth upon the front of the chest.

Cul-de-sac (*kul'-de-sak'*) [Fr. *cul*, the bottom; *de*, of; *sac*, bag]. A cavity of the body closed at one end.

Douglas's C., a pouch between the anterior wall of the rectum and the posterior wall of the uterus, formed by the reflection of the peritoneum. It is called, also, the *recto-uterine* or *retro-uterine cul-de-sac*.

Culex (*ku'-leks*) [L., a gnat]. A mosquito. A well-known insect that punctures the skin to obtain its food, the blood. See *Parasites (Animal)*, *Table of*.

Culicifuge (*ku-lis'-if-uj*) [*culex*, a gnat; *figare*, to drive away]. An agent that prevents the biting of mosquitoes; as oil of pennyroyal.

Cullen's Theory. A theory as to the origin of gout, which he claims to be primarily an affection of the nervous system.

Culm (*kulm*) [*culmus*, a stalk]. In biology, a hollow-jointed stem.

Culmen (*kulm'-men*) [L., the summit]. The cacumen; a portion of the cerebellum situated to the cephalic side of the vermis. In biology, the highest middle lengthwise line of the bill of a bird.

Cultrate (*kul'-trat*) [*culter*, a knife]. Sharp edged; also cultriform.

Cultriform (*kul'-trif-orm*) [*culter*, a knife; *forma*, shape]. See *Cultrate*.

Culture (*kul'-chūr*) [*colo*, *cultum*, to till, cultivate]. A name loosely and indiscriminately applied to the act, the liquid or solid medium used, and the product of the process, in culture-experiments upon microorganisms. The **culture-media** are of various kinds; mineral liquids (see *Raulin's Liquid*, *Cohn's Liquid*, etc.), bouillons of various kinds, gelatinous fluids, gelose, potato, serum, etc. These media are first sterilized, usually by heat (see *Oven*, *Sterilization*), but possibly also by chemicals, by filtration, by cold, by steam, etc. The infectious matter is then taken upon a sterilized platinum needle-point, pipet, or other instrument, and transferred to the culture-medium. When the latter is of semi-solid consistency, as gelatin, the inoculation by the needle is called *Stab-culture*, *Stihekultur* (Ger.), or *par piqûre* (Fr.), the needle being thrust into the substance. When smeared over the surface, it is called *smear-culture*, *Strichkultur* (Ger.), or *en stries* (Fr.). The macroscopic features of the subsequent development give important means of differentiation. For example, when the inoculated matter forms a mass in the medium, pointed below and rising like a nail-head above, it is called *en clou*, nail-shaped. Then the medium may be liquefied or not, variously colored, peculiarly changed, sediment deposited or not, etc. Subsequent microscopic examination of the culture-product, inoculation-experiments upon animals, etc., complete the study. *Culture-bulbs*, *culture-cells*, *culture-fluids*, *culture-media*, *culture-ovens*, *culture-tubes*, etc., are among the equipments of the bacteriologist. **C.-oven**. See *Oven*.

Culver's Physic, or **Root** (*kul'-vers fiz'-ik* or *root*) See *Lectandra*.

Cumberland Disease. An Australian term for *Anthrax*, *q. v.*

- Cumene** (*ku'-men*) [*uminnon*, cumin], C_9H_{12} . Iso-propyl benzene; a compound made by distilling cumic acid with lime. It boils at $153^{\circ}C.$, and its specific gravity at $0^{\circ}C.$ is 0.870.
- Cumic** (*ku'-mik*) [*uminnon*, cumin]. Derived from or pertaining to cumin. **C. Acid.** See *Lat.* **C. Aldehyd.** See *Cumino*'.
- Cumidin** (*ku'-mid-in*) [*uminnon*, cumin], $C_9H_{11}N$. A methylated homologue of aminin. It melts at $63^{\circ}C.$, boils at $235^{\circ}C.$ **C.-red.** See *Pigments, Conspectus*.
- Cumin** (*ku'-min*) [*uminnon*, cumin]. A fennel-like, cultivated, umbelliferous plant, *Cuminum cyminum*, found native in Egypt and Syria. The fruit is agreeably aromatic and possesses well-marked stimulating and carminative properties. Its active principle is an oil.
- Cuminol** (*ku'-min-ol*) [*uminnon*, cumin; *oleum*, oil], $C_{10}H_{14}O$. Cumic aldehyd, occurs in Roman caraway oil, and in oil of *Citrus citrosa*, or water hemlock, etc. It possesses an aromatic odor and a burning taste, has a specific gravity of 0.973 at $13^{\circ}C.$, and boils at $235^{\circ}C.$ ($453^{\circ}F.$).
- Cumulative** (*ku'-mju-lat-iv*) [*cumulare*, to heap up]. Increasing; adding to. **C. Action, or Effect,** the production of a noteworthy and sudden result, after the administration of a considerable number of comparatively ineffective doses. The possible cumulative effect of certain drugs is one of the sources of danger that attend their administration.
- Cumulus** (*ku'-mju-lus*) [L., a heap]. A heap or mound. **C. ovigerus.** See *Orule*.
- Cundurango** (*ku'-nu-ran'-go*). See *Conduran-go*.
- Cuneate** (*ku'-n-at*) [*cuneus*, a wedge]. Wedge-shaped.
- Cuneiform** (*ku'-n-ij-form*) [*cuneus*, a wedge; *forma*, shape]. Wedge-shaped, cuneate. **C. Bones,** three wedge-shaped bones at the anterior part of the tarsus. **C. Columns.** See *Columns of Burdach*.
- Cuneihysterectomy** (*ku'-n-ij-his-ter-ek'-to-me*) [*cuneus*, wedge; *hysteron*, the womb; *ektonij*, a cutting out]. The excision of a wedge-shaped piece of uterine tissue, a procedure that has been advocated in the treatment of antelexion of the uterus.
- Cuneus** (*ku'-ne-us*) [L., a wedge]. A wedge-shaped convolution on the internal aspect of the cortex of the occipital lobe.
- Cunicular** (*ku'-nik'-u-lar*) [*κοιτικος*, a subterranean passage]. Furrowed.
- Cuniculate** (*ku'-nik'-u-lat*). Same as *Cunicular*.
- Cuniculus** (*ku'-nik'-u-lus*) [L.]. The burrow of the mole.
- Cunila** (*ku'-nil-ah*) [L., a plant]. A genus of labiate plants of the U. S. **C. mariana**, dittany; a labiate plant of N. America. It is aromatic, carminative, and greatly stimulant. Unof.
- Cunisset's Test.** See *Test., Table of*.
- Cunilinguist** (*ku'-nil-ijng'-wist*) [*cunius*, the vulva; *lingua*, the tongue]. One who practices licking the vulva. See *Sexual*.
- Cunus** (*ku'-nus*) [L.; *cu*, *Cuni*]. The vulva.
- Cup** (*ku'-p*) [AS., *cuppa*, a cup]. 1. To bleed. 2. A shallow vessel. **C. Dry,** a cup for drawing the blood from the arm. **C. Favus,** a depression in a feather, containing a hair. **C. Physiologic,** a shallow vessel for drawing blood from the skin. **C. Wet,** a cup for abstracting blood after scarification.
- Cuphosis** (*ku'-fuh-sis*). See *Cuphosis*.
- Cupola** (*ku'-poh-lah*) [*cupula*, a dome]. The dome-shaped part of the cochlea. Also, the upper part of the lining of the small intestines.
- Cupped** (*ku'-pud*) [AS., *cuppa*, a cup]. Having the
- upper surface depressed; applied to the coagulum of blood after phlebotomy. **C. Disc,** excavation of the fundus oculi, normally present in slight degree, but pathologic if excessive.
- Cupping** (*ku'-p-ing*) [AS., *cuppa*, a cup]. A method of blood-derivation by means of the application of cupping-glasses to the surface of the body. **C., Dry,** without the abstraction of blood—a form of counter-irritation. This is used mainly in inflammatory affections of the lung. **C.-glass,** a small bell-shaped glass capable of holding three to four ounces, in which the air is rarefied either by heat or exhaustion, and the glass applied to the skin, either with or without scarification of the latter. **C., Wet,** with the abstraction of blood after scarification.
- Cuprea Bark** (*ku'-pre-ah*) [*cupreus*, coppery; ME., *barke*, bark]. The bark of certain species of *Kemijia*, *q. v.*; it affords quinin and the associated alkaloids.
- Cuprum** (*ku'-prum*) [L.; *gen.*, *Cupri*]. See *Copper*.
- Cupule** (*ku'-pul*) [*cupula*, a little cup]. In biology, a cup-shaped organ, as an acorn-cup, or the sucking apparatus of an insect's foot.
- Curaçao** (*ku'-ra-so'*) [Island of *Curaçao*, north of Venezuela]. A cordial or elixir prepared from brandy, and variously flavored, principally with orange-peel. It is sometimes used as a vehicle for certain medicines.
- Curaçoa** (*ku'-ras-oh-ah*). See *Curaçao*.
- Curage** (*ku'-rah-oh*) [Fr.]. Curettage; cleansing of the eye, or of an ulcerated or carious surface.
- Curara** (*koo'-rah'-rah*), **Curare** (*koo'-rah-re*), **Curari** (*koo'-rah'-re*) [S. Am.]. Woorara. A vegetable extract obtained from *Pauhinia curare* and certain members of the Strychnos family. It is a powerful paralyzant of the motor nerves and of the voluntary muscles. Its active principle is *Curarin*, $C_{10}H_{15}N$ (*Preyer*), dose gr. $\frac{1}{100}$ — $\frac{1}{50}$, hypodermatically. It is used in S. America and elsewhere as an arrow-poison. Toxic doses cause death by paralysis of the organs of respiration. It has been reported effectual in two cases of hydrophobia, and has been successful in the treatment of tetanus. Dose by hypodermatic injection gr. $\frac{1}{20}$ — $\frac{1}{5}$. **Injectio Curare Hypodermatica**, 5 grains in 60 minims. Dose ℥j-vj.
- Curarin** (*koo'-rah'-rin*). See *Curara*.
- Curarism, Curarization** (*koo'-rah'-rizm, koo'-rah-riz-oh-shun*) [S. A., *curare*]. The state of one subjected to the full influence of curare by hypodermatic injection. The voice and power of motion are generally abolished, but not the sensibility to pain.
- Curatio** (*ku'-rat-oh*) [*cura*, care]. The treatment and nursing of a patient.
- Curative** (*ku'-rat-iv*) [*cura*, care]. Having a healing tendency.
- Curb** (*kerb*) [ME., *courben*, to bend]. A hard and callous swelling on various parts of a horse's leg, as the hinder part of the hock, the inside of the hoof, etc.
- Curcas** (*ker'-kus*). See *Barbadoes Nut*.
- Curcuma** (*ker'-ku-mah*) [L.]. Turmeric. The rhizome of *Curcuma longa* of India. Its action is similar to that of ginger. It is employed as a yellow dye; in chemistry, as a test for alkalis; and in pharmacy, occasionally, to color ointments and other preparations.
- Curcumin** (*ker'-ku-min*) [*curcuma*, saffron], $C_{11}H_{11}O_6$. The coloring-matter of turmeric; it crystallizes in orange-yellow prisms, and melts at $177^{\circ}C.$ It dissolves in the alkalis to brownish-red salts. See *Pigment., Conspectus of*.
- Curd** (*kerd*) [ME., *curd*, curds]. The coagulum of milk that separates on the addition of rennet or an acid.

Curdling Ferment, Test for. See *Tests, Table of.*

Cure (*kur*) [*cura*, care]. The successful treatment of a disease; also, a system of treatment. See *Faith-cure*, *Mind-cure*, *Grape-cure*, *Water-cure* (see *Hydro-pathy*), *Hunger-cure*, *Rest-cure*, etc. **C.-all**, a *Panacea*, *q. v.* **C., Herb-juice**, a method of treating certain intestinal and gastric troubles. It consists in drinking daily the fresh juice of various herbs and wild plants. **C., Potato**, Cameron's method of treating foreign bodies in the alimentary tract by the ingestion of mashed potatoes. The body becomes imbedded in the potato-mass that is formed. **C., Shaking-**. See *Shaking-cure*.

Curet (*ku-rel'*) [Fr.]. An instrument shaped like a spoon or scoop, for detaching substances from one another, as the placenta from the uterine wall, etc.

Curettage (*ku-rel'-aj*). See *Curage*.

Curling's Operation. See *Operations, Table of.* **C. Ulcer.** See *Ulcer and Diseases, Table of.*

Currant (*ker'-ant*) [ME.]. 1. *Vitis passiva minor*; the small, dried, seedless grapes of Greece; formerly used in pharmacy. 2. The fruit of various species of *Ribes*, as *R. nigrum*, the black currant, preparations of which have long been employed in the home-treatment of sore-throats. Unof. **C.-jelly Clot**, a soft variety of clot seen in thrombi, the fibrin being stained by the presence of red cells.

Current (*ker'-ent*) [*currere*, to run]. In electricity, a term applied to the transference of electric force, which is arbitrarily likened to the flow of a liquid in a confined passage. **C., Action**, the physiologic current obtained during the activity of a muscle or nerve. **C., After**, a current produced in nervous or muscular tissue when a constant current which has been flowing through the same has been stopped. **C., Alternating**, a term applied to a current which, by means of an interrupter, is alternately direct and reverse. This current is employed (in New York) for the execution of capital sentences. **C., Ascending**, the current formed by placing the positive electrode upon the periphery of a nerve and the negative upon the surface over the nerve-center in the spinal cord. **C., Axial**, a current passing through a nerve in the direction opposite to that taken by the normal impulse. **C., Battery**, a galvanic current. **C., Blood**, the stream of blood as it flows from and back to the heart. **C., Centrifugal**, a descending current. **C., Centripetal**, an ascending current. **C., Constant**. See *C., Continuous*. **C., Continuous**, a constant, uninterrupted current in one direction. **C., Critical**, the current at which a certain result is reached. **C., Demarcation**, the muscle-current of Du Bois Reymond; the current obtained from an injured muscle. **C., Derived**, a current drawn off by a derivation-wire from the main current. **C., Descending**, one passing through a nerve centrifugally, the anode being placed proximally, the cathode distally. **C., Diffusion of**, the power of a galvanic current to extend its influence in all directions, the same power never being limited to the two electrodes. **C., Direct**, a current constant in direction, in contradistinction to an alternating current. **C., Electrotonic**, in electro-therapeutics, a current due to internal polarization in the nerve-fiber between the conducting core of the nerve and the enclosing sheath. **C., Faradic**, the current produced by an induction-coil, or by a magneto-electric machine. **C., Franklinic**, a term sometimes used in electro-therapeutics for a current produced by the action of a frictional electric machine. **C., Galvanic**, a current generated by the decomposition of acidulated water by means of metallic plates. **C., Induced**. See *C., Secondary*. **C., Interrupted**, a current that is alter-

nately opened and closed. **C., Inverse**, an ascending or centripetal current. **C., Labile**, moving one or both electrodes over the surface treated. **C., Muscular or Nerve, Alteration Theory of**, a theory proposed by L. Hermann, in which the currents of nerve or muscular fibers are regarded as a result of their alteration from any original condition; **Molecular Theory of**, a theory proposed by Du Bois Reymond, according to which every nerve or muscular fiber is regarded as composed of a series of electro-motive molecules arranged in series and surrounded by a neutral conducting fluid. **C., Reversed**, that produced by changing the poles. **C., Secondary**, a momentary current produced when a coil of insulated wire is introduced within the field of another coil, through which a continuous current is passing. When the coil is removed from the field there is a momentary current in the opposite direction. **C., Secretion**, a current following stimulation of the secretory nerves. **C.-selector**, a device for altering the strength of a current. **C., Stable**, a current applied with both electrodes in a fixed position. **C., Swelling**, one that begins weak and is gradually made stronger, and again gradually diminished. **C., To and Fro**, a Faradic current. **C., Voltaic**, the continuous current.

Curry (*ker'-er*) [Canarese, *kari*]. A sauce, originally Anglo-Indian, containing turmeric, coriander, capsicum, garlic, ginger, etc.; it is much employed as a relish or appetizer, especially in warm countries; also, a dish seasoned with the foregoing.

Curschmann's Spirals. Corkscrew-like threads of mucin contained in the small, thick pellets that are expectorated during or at the close of an asthmatic paroxysm. They are supposed to be casts of the bronchioles, and have also been seen in simple bronchitis and in pneumonia. **C. Theory.** See *Bronchitis exudativa*.

Curtae (*ker'-tat*) [*curtatus*, shortened]. See *Expectation of Life. C. Expectation.* See *Expectation of Life.*

Curtman's Test. See *Tests, Table of.*

Curvature (*ker'-vat-ur*) [*curvare*, to curve]. A bending or curving. **C., Angular.** See *Spondylitis*. **C., Potts'**, angular curvature of the spine, with a posterior projection. **C. of Spine.** See *Caries, Kyphosis, Scoliosis*.

Curve (*ker'*) [*curvus*, bent]. A bending or flexure. **C. of Carus**, in obstetrics, a portion of the arc of a circle the circumference of which lies in the median line of the pelvis, the center being at the symphysis pubis; the curve is that part of the arc that lies between the planes of the inlet and the outlet.

Curvicaudate (*ker-ve-kur'-dat*) [*curvus*, curved; *cauda*, a tail]. In biology, having a curved tail.

Curvidentate (*ker-ve-aun'-tat*) [*curvus*, curved; *dens*, tooth]. In biology, having curved teeth.

Curvifoliate (*ker-ve-fo'-le-at*) [*curvus*, curved; *folium*, leaf]. In biology, having curved leaves.

Curvinervate (*ker-ve-ner'-vat*) [*curvus*, curved; *nervus*, nerve]. In biology, applied to leaves the veins of which are curved and nearly parallel in their course.

Curvirostral (*ker-ve-ros'-tral*) [*curvus*, curved; *rostrum*, beak]. In biology, having a crooked bill or beak.

Curvoisier and Von Hacker's Method. See *Operations, Table of.*

Cusack's Operation. See *Operations, Table of.*

Cuscamidin (*kus-kam'-id-in*) [*cusco*; *amid*]. A substance found in *Cinchona*.

Cuscamin (*kus'-kam-in*) [*cusco*; *amin*]. A crystalline substance found in *Cinchona*.

Cusco Bark (*ku'-ko bark*). A kind of cinchona; the bark of a variety of *Cinchona pubescens*.

- Cusconidin** (*ku'-kon'-id-in*) [*cusco*]. An alkaloid found in *Cinchona*.
- Cusconin** (*ku'-kon-in*) [*cusco*]. $C_{21}H_{25}N_3O_4$. A crystalline alkaloid found in *Cinchona* bark.
- Cushing's Operation**. See *Operations, Table of*.
- Cushion** (*ku'-shun*) [MI., *cushion*, a cushion]. A soft body used as a pillow, for the purpose of reclining or sitting.
- Cusp** (*ku'-s*) [*ku'-s*, a point]. The crown of projecting part of a tooth.
- Cusparia Bark** (*ku'-spar-ah bark*). See *Angustura*.
- Cuspid Teeth** (*ku'-sid-tee*). The four teeth that have conical crowns. They are situated, one on each side, in each jaw, between the lateral incisor and first bicuspid.
- Cuspidate** (*ku'-pid-ate*) [*ku'-s*, a point]. In biology, tipped with a sharp, rigid point.
- Cuspidatus** (*ku'-pid-ate*) [*cuspis*, a point: *pl.*, *Cuspidatus*]. A cuspid tooth.
- Cuspidor** (*ku'-pid-or*) [*Pigeon*, *cuspidor*, a spittoon]. A spittoon; a vessel for receiving the ejecta from the mouth. **C.**, **Sanitary**, a small pasteboard or wooden cup with a cover supported in a rim of metal. These cuspidors should contain some water or disinfecting solution, and at the end of the day should be thrown into the fire. They are used to prevent the dissemination of the germs of tuberculosis.
- Cusso** (*ku'-so*). See *Brayera* and *Kooso*.
- Cut** (*ku't*) [ME., *cuten*, to cut]. To incise, as with a knife. To castrate. An incision. In biology, a cleft. **C.**-velvet. See *Velvet*.
- Cutaneous** (*ku't-ee-n-us*) [*cutis*, the skin]. Pertaining to the skin. **C.** **Calculus**. See *Milium*. **C.** **Ermphysema**. See *Ermphysema*. **C.** **Horns**. See *Cornu unicornis*. **C.** **Respiration**, the transpiration of gases through the skin.
- Cutch** (*ku'tch*) [Anglo-Ind.]. 1. A name given to *Catechu*, the dried extract from *Acacia catechu*, cultivated in India and Burmah, and containing 45 to 55 per cent. of a special variety of tannic acid (catechutannic or mimotannic). It is used in leather-manufactures. 2. The tool, or book of parchment leaves, between which gold is beaten into foil.
- Cuticle** (*ku't-ik-uh-l*) [dim. of *cutis*, the skin]. The epidermis or scarf skin. See *Skin*.
- Cuticula** (*ku't-ik-uh-lah*) [dim. of *cutis*, a skin]. The outer, imbricated lamellated layer of the wall of hydatid cysts. **C.** **dentis**, the cuticle of a tooth; Nasmuth's membrane; the delicate horny envelop that covers the enamel of young and unworn teeth.
- Cuticular** (*ku't-ik-uh-l-er*) [*cuticula*, dim. of *cutis*, the skin]. Belonging to or pertaining to the skin.
- Cuticularization** (*ku't-ik-uh-l-er-iz-ah-shun*) [*cuticula*, dim. of *cutis*, the skin]. The formation of a cuticula.
- Cutin** (*ku't-in*) [*uti*, skin]. In biology, cork-substance, a modification of cellulose (Frémy), also called *cutin*.
- Cutipunctor** (*ku't-pun'k-tor*) [*cutis*, skin; *punctor*, a puncture]. An instrument for puncturing the skin.
- Cutis** (*ku't-is*) [L.]. The derma, or true skin. **C.** **anserina**. See *Skin*. **C.** **pendula**. Synonym of *Dermatitis*. **C.** **testacea**, a variety of seborrhea in which the normal and extensor surfaces of the extremities are covered with large, thick plates of greasy, irregular, laminae, usually greenish or blackish, from a small true infection of them. There is no inflammation of the skin. **C.** **unctuosa**. Synonym of *Dermatitis*.
- Cutisation** (*ku't-iz-ah-shun*) [*uti*, skin]. The acquirement of the characteristics of an exposed mucous membrane.
- Cutisector** (*ku't-ik-uh-l-er*) [*cutis*, skin; *sector*, a cutter]. An instrument for taking small sections of skin from the living subject for microscopic study.
- Cut-off Muscle**. A popular designation for the compressor urethre muscle. See *Muscles, Table of*.
- Cutose** (*ku'-tus*) [*cutis*, skin]. In biology, the substance forming the thin outer covering of the aerial organs of plants (Frémy).
- Cuttle, Cuttlebone** (*ku't-uh-l, ku't-uh-l bon*). See *Sepia*.
- Cuvier, Angle of**. See *Angle*. **C.**, **Canals of**. See *Canal*. **C.**, **Ducts of**. See *Duct*.
- Cyanalcohol** (*si-an-ah'-ko-hol*) [*kyanos*, dark-blue; *alcohol*]. Cyanhydrin; a substance obtained by the union of an aldehyde with hydrocyanic acid.
- Cyanaldehyd** (*si-an-ah'-de-hid*) [*kyanos*, dark-blue; *aldehyd*]. A substitution-compound of acetic aldehyd.
- Cyanalkin** (*si-an-ah'-kin*) [*kyanos*, blue; *alkali*]. One of the products of the action of sodium upon the pure nitrites. The cyanalkins are crystalline and strongly alkaline bases, and form salts with one equivalent of the acids.
- Cyanamid** (*si-an-ah'-am-id*) [*kyanos*, blue; *amid*], $CN \cdot NH_2$. A white, crystalline body prepared by the action of ammonia on cyanogen chlorid.
- Cyananilid** (*si-an-ah'-il-id*) [*kyanos*, blue; *anilin*]. C_6H_5N . Phenylecyanamid, a body formed on conducting $CNCl$, into a cooled ethereal solution of anilin. It is readily soluble in alcohol and ether, but dissolves with difficulty in water.
- Cyanbenzene** (*si-an-ah'-ben'-zen*). See *Benzonitrile*.
- Cyanein** (*si-an-ah'-in*) [*kyanos*, dark-blue]. In biology, the blue pigment found by Krukenberg in *Rhizostoma*, *Vellela*, *Aurelia*, and *Cyanea*. It is soluble in water, insoluble in benzene, carbon disulphid, and chloroform.
- Cyanephidrosis** (*si-an-ah'-id-ro'-sis*) [*kyanos*, blue; *hidrosis*, sweat]. Blue sweat.
- Cyanetholin** (*si-an-ah'-o-lin*) [*kyanos*, blue; *ethyl*]. A liquid of ethereal odor, insoluble in water, and decomposing when distilled. The cyanetholins are the esters of the cyanic acids.
- Cyanhematin** (*si-an-ah'-em'-at-in*) [*kyanos*, blue; *aima*, blood]. A substance produced by adding a solution of cyanid of potassium to a solution of blood, and heating gently for some time.
- Cyanhydrin** (*si-an-ah'-dri-n*). See *Cyanalcohol*.
- Cyanhydrosis** (*si-an-ah'-id-ro'-sis*). See *Cyanephidrosis*.
- Cyanic** (*si-an-ah'-ik*) [*kyanos*, blue]. Blue or bluish. **C.** **Acid**. See *Acid*, *Cyanic*.
- Cyanid** (*si'-an-id*) [*kyanos*, blue]. Any compound of cyanogen with a metal or a radical. Most of the cyanids are actively poisonous.
- Cyanidrosis** (*si-an-ah'-id-ro'-sis*). Same as *Cyanephidrosis*.
- Cyanin** (*si'-an-in*) [*kyanos*, dark-blue]. 1. In biology, the blue pigment of certain flowers, as the cornflower, violet, iris, etc. 2. $C_{20}H_{16}N_2I$. A blue dye formerly prepared by heating quinolin amyl iodid with potassium hydroxid. Same as *Quinolin-blue*. See *Pigments, Conspectus of*. **C.**-**blue**. See *Pigments, Conspectus of*.
- Cyanochoiria** (*si-an-ah'-kroi'-ah*) [*kyanos*, blue; *χρoιά*, color]. Cyanosis.
- Cyanoderma** (*si-an-ah'-der'-mah*) [*kyanos*, blue; *δέρμα*, skin]. Cyanosis.
- Cyanodermia** (*si-an-ah'-der'-me-ah*). See *Cyanoderma*.
- Cyanogen** (*si-an-ah'-j-n*) [*kyanos*, blue; *γεννάν*, to produce]. A radical molecule having the structure CN , an acid compound of carbon and nitrogen, existing as a colorless, combustible gas, exceedingly poisonous. With hydrogen it forms hydrocyanic or prussic acid; with metals, the cyanids; with oxygen,

the compound known as fulminic acid. Cyanogen and hydrocyanic acid are usually distinguished by the odor of bitter almonds.

Cyanohemoglobin (*si-an'-o-hem-o-glo'-bin*) [*κίανος*, blue; *γεννᾶν*, to produce; *αἷμα*, blood; *globus*, a ball]. A peculiar compound of hydrocyanic acid and hemoglobin, made by the addition of hydrocyanic acid to warm blood outside of the body. This substance is entirely wanting in the ozonizing power of normal oxyhemoglobin.

Cyanomycosis (*si-an'-o-mi-ko'-sis*) [*κίανος*, blue; *μύκης*, fungus]. The production of blue pus, or of pus charged with *Micrococcus pyocyaneus*. See *Bacteria*.

Cyanopathy (*si-an-op'-a-the*). See *Cyanosis*.

Cyanophilous (*si-an-oh'-il-us*) [*κίανος*, blue; *φιλέω*, to love]. Stainable with blue coloring-matter.

Cyanophyl (*si-an'-o-phil*) [*κίανος*, dark-blue; *φύλλον*, leaf]. Frémy's name for a supposed blue constituent of chlorophyll.

Cyanopia (*si-an-op'-pe-ah*) [*κίανος*, blue; *ὤψ*, eye]. A perverted state of the visual powers, during which all objects appear blue.

Cyanosin (*si-an'-o-sin*) [*κίανος*, blue]. One of the Fluorescein colors. See *Pigments, Conspectus of*.

Cyanosis (*si-an-oh'-sis*) [*κίανος*, blue]. A bluish discoloration of the skin from non-oxidation of the blood, caused by local or general circulatory diseases. It may be due to the admixture of arterial and venous blood, as when there is a deficiency of the septum between the auricles and ventricles. It is seen in various diseases of the heart and lungs. **C., Congenital.** See *Blue Disease*.

Cyanospermia (*si-an'-o-sper'-me-ah*) [*κίανος*, blue; *σπέρμα*, sperm]. A condition wherein the semen has a bluish tint.

Cyanotic (*si-an-oh'-ik*) [*κίανος*, blue]. Relating to or affected with cyanosis.

Cyanuric Acid (*si-an-ur'-ik*). See *Acid, Tricyanic*.

Cyanuric (*si-an-ur'-in*) [*κίανος*, blue; *οὐρον*, urine]. Uroglaucon or urine-indigo; indigo found in the urine in cystitis and in chronic kidney-diseases; it is also occasionally found in apparent health.

Cyar (*si'-ar*) [*κίαρ*, the eye of a needle]. The internal auditory meatus.

Cyasma (*si-as'-mah*) [*κύειν*, to be pregnant; *pl., Cyasmata*]. The peculiar freckle sometimes seen upon pregnant women.

Cyathiform (*si'-ath-if-orm*) [*cyathus*, a cup; *forma*, shape]. In biology, cup-shaped.

Cyclarthrosis (*sik-lar-thro'-sis*) [*κύκλος*, circle; *ἄρθρωσις*, a joint]. A pivot-joint; lateral ginglymus, or rotary diarthrosis; an articulation that admits of decided rotation in one of its elements.

Cyclic (*si'-klik*) [*κυκλικός*, circular]. Having cycles or periods of exacerbation or change, as *cyclic* insanity. In biology, applied to flowers whose organs are arranged in whorls. **C. Albuminuria.** See *Albuminuria*. **C. Insanity.** See *Insanity*.

Cyclicotomy (*si-klik-oh'-o-me*) [*κυκλικός*, circular; *τέμνειν*, to cut]. Surgical incision or division of the ciliary body.

Cyclitic Shell (*si-klit'-ik*) [*κυκλικός*, circular]. A coherent, solid, fibrous mass of exudate, completely enveloping the crystalline lens.

Cyclitis (*sik-lit'-tis*) [*κύκλος*, a circle; *ιτις*, inflammation]. Inflammation of the ciliary body, characterized by a zone of congestion in the sclerotic coat surrounding the cornea. It is a serious condition, often implicating adjacent structures. It may be serous, plastic, or suppurative. **Irido-cyclitis**, the involvement of both iris and ciliary body in the inflammatory process.

Cyclocephalus (*si-klo-sef'-al-us*) [*κύκλος*, a circle;

κεφαλή, head]. 1. A species of single autostic monsters characterized by a more or less complete absence of the olfactory organs, together with an intimate union of imperfectly developed or rudimentary visual organs, situated in the median line. 2. A variety of this species in which there is a fusion of the orbital cavities and of the eyes, without a vestige of a nose or of a proboscis.

Cycloid (*si'-kloid*) [*κύκλος*, a circle; *εἶδος*, form]. In biology, having a circular form.

Cyclophoria (*sik-lo-fó'-re-ah*) [*κύκλος*, a circle; *φορεῖν*, to bear]. 1. A term applied to the circulation of the fluids of the body. 2. An insufficiency of the oblique muscles of the eye, giving the eyes a tendency to roll outward or inward, so that the naturally vertical meridians would diverge either at the upper or lower extremities.

Cyclopia (*si-klo'-pe-ah*). See *Synophthalmia*.

Cycloplegia (*si-klo-ple'-j-ah*) [*κύκλος*, circle; *πλῆξις*, a stroke]. Paralysis of the ciliary muscle of the eye.

Cyclops (*si'-klops*) [*κύκλος*, circle; *ὤψ*, eye]. A congenital malformation consisting in a fusion of the two eyes into one. See *Rhinoccephalus*.

Cyclosis (*si-klo'-sis*) [*κύκλος*, a circle]. In biology, circulation, as of the protoplasm within a cell.

Cyclothymia (*si-klo-thim'-e-ah*) [*κύκλος*, circle; *θυμός*, mind]. Cyclic insanity. See *Insanity*.

Cyclotome (*sik'-lo-tom*) [*κύκλος*, circle; *τομή*, cutting]. A kind of knife for performing cyclotomy.

Cyclotomy (*sik'-lot'-o-me*) [*κύκλος*, round; *τομή*, section]. An operation proposed for the relief of glaucoma, consisting of an incision through the ciliary body.

Ydonium (*si-do'-ne-um*) [*κιδώνιον*, a quince]. Quince-seed. The seeds of *C. vulgaris*, employed mainly for the mucilage contained in the epithelial covering, which consists of a compound of gum and glucose. **C. mucilago**, quince-seeds 2, macerated in water 100 parts, is a bland demulcent, known as *Baudolin*, and used as a hair-dressing.

Cyematocardia (*si-em-at-o-kar'-de-ah*) [*κύημα*, a fetus; *καρδιά*, a heart]. Fetal rhythm of the heart-sounds.

Cyesiognosis (*si-e-se-og-no'-sis*) [*κύησις*, pregnancy; *γνώσις*, knowledge]. The diagnosis of pregnancy.

Cyesiology (*si-e-se-oh'-o-je*) [*κύησις*, pregnancy; *λογία*, treatise]. The science of gestation in its medical aspects.

Cyesis (*si-e'-sis*) [*κύησις*, pregnancy]. Pregnancy.

Cyetic (*si-e'-ik*) [*κυητικός*, pregnant]. Relating to pregnancy.

Cylicotomy (*sil-ik-oh'-o-me*) [*κύλιξ*, cup; *τέμνειν*, to cut]. Surgical incision of the ciliary muscle.

Cylinder (*sil'-in-der*) [*κύλινδρος*, a cylinder]. A long, circular body. See, also, *Lenses*. **C.-cone of Kuhn**, one of the conical sections marked off by the "incisures" and going to build up the annular segments of a medullated nerve-fiber. **C.-filling**, a filling, the material of which is composed of gold-foil or tin-foil cylinders, sometimes called block-filling. **C. of Gold-foil**, a form of gold-foil for filling teeth, made by rolling a tape of non-cohesive gold upon a fine broach, commencing at one end of the tape and continuing the movement until the desired size of the cylinder is reached.

Cylindrenchyma (*sil-in-dren-č'-kim-ah*) [*κύλινδρος*, a cylinder; *ἐγχύμα*, an infusion]. In biology, tissue composed of cylindrical cells.

Cylindric (*sil-in'-drik*), or **Cylindrical** (*sil-in'-drik-al*) [*κύλινδρος*, a cylinder]. Pertaining to or like a cylinder. **C. Lenses.** See *Lenses*.

Cylindrocephalic (*sil-in'-dro-sef'-al'-ik*) [*κύλινδρος*, cylinder; *κεφαλή*, head]. Affected with cylindrocephaly.

Cylindrocephaly (*sil-in'-dro-sef'-a-le*) [*κίλινδρορος*, cylinder; *κεφαλή*, head]. A cylindrical formation of the skull.

Cylindroid (*sil-in-dro'id*) [*κίλινδρορος*, cylinder; *είδος*, likeness]. A name given to a mucous cast frequently found in the urine in scarlet fever, and other diseases. It closely resembles a hyaline tube cast. Cylindroids are ribbon-like forms, usually of great length, and of about the same diameter as renal casts. They may assume various shapes, due to bends and twists, giving them a cork-screw appearance. The extremities are narrow and often bifurcated.



CYLINDROIDS.

a and b. Cast-like forms
c. Filamentous forms.

Cylindroma (*sil-in-dro-ma*) [*κύλινδρομα*, a cylinder; *μα*, *Cylin-droma*].

A tumor peculiar to the orbit of the eye, to the face, and to the stomach, composed of cylindrical or club-like hyaline processes. It is a variety of myxo-sarcoma.

Cylindrosis (*sil-in-dro-sis*) [*κίλινδροσίν*, to roll]. A variety of bony articulation, the bone being rolled upon itself to form a canal and then a suture, as in the cranium.

Cylosis (*sil-os'-si*) [*κίλλωσις*, crippled]. Club-foot; lameness from deformity.

Cylosoma (*sil-os'-soma*) [*κίλλωσις*, lame; *σώμα*, a body; *μα*, *Cylosoma*]. A variety of single autistic monsters of the species *celosoma*, in which there is a lateral evagination occupying principally the lower portion of the abdomen, with absence or imperfect development of the lower extremity on that side occupied by the evagination.

Cyllum (*sil'-lum*) [*κύλλωσις*, crooked]. Knock-knee.

Cymba (*sim'-ba*) [*κύβη*, a boat]. In biology, a boat-shaped sponge-spirule.

Cymbiform (*sim'-bif-orm*) [*cymba*, boat; *forma*, shape]. In biology, boat-shaped. **C. Bone**, the scaphoid bone.

Cymbocephalia (*sim-bo-sef'-a-le-ah*). See *Cymbocephaly*.

Cymbocephalic, or **Cymbocephalous** (*sim-bo-sef'-al'-le*, or *sim-bo-sef'-al-us*) [*κύβη*, boat; *κεφαλή*, head]. Exhibiting cymbocephaly.

Cymbocephaly (*sim-bo-sef'-a-le*) [*κύβη*, boat; *κεφαλή*, head]. The condition of having a boat-shaped head.

Cyme (*si'-mos*) [*κίψα*, a young sprout]. In biology, a cluster of flowers on the determinate or centrifugal pedicel.

Cymene (*si'-men*) [*κίψινον*, cumin]. $C_{10}H_{14}$. A hydrocarbon obtained, together with cumic aldehyd, from the essential oils from *Cuminum cuminum*, a species of umbelliferals. It is prepared by treating the essential oils with a solution of sodium. It is a pleasantly smelling liquid, boiling at 175° – 176° C.; its specific gravity is 0.85.

Cymogene (*si'-men-je*) [*κίψινον*, cumin; *γενε*, production]. A hydrocarbon, obtained from petroleum, gaseous at ordinary temperatures, and condensed by cold or pressure into a liquid, specific gravity 1.10° B. It is soluble in alcohol, and is used in the manufacture of artificial ice, and is sometimes used as a refrigerant, or kept at cold for local or medicinal purposes.

Cymose (*si'-mos*) [*κίψα*, a young sprout]. In biology, pertaining to a cyme; bearing cymes.

Cynanche (*sin-ang'-ke*) [*κύνω*, a dog; *ἀγγειν*, to strangle]. An old name for any acute affection of the throat, as diphtheria, croup, tonsillitis, etc., in which the patient struggles for breath (as a panting dog). See also *Angina*. **C. maligna**, a fatal form of sore-throat. **C. suffocativa**. Synonym of *Croup*. **C. tonsillarlis**. See *Quinsy*.

Cynanthropia (*sin-an-thro'-pe-ah*) [*κύνω*, dog; *ἄνθρωπος*, a man]. A mania in which the patient believes himself a dog, and imitates the actions of one.

Cyniatria (*si-ne-a-tri'-ah*) [*κύνω*, dog; *ἰατρεία*, medication]. The science or treatise of the diseases of the dog and their treatment.

Cynic (*sin'-ik*) [*κυνικός*, dog-like]. Pertaining to a dog. **C. Spasm**, a contraction of the facial muscles upon one side, so as to expose the teeth in the manner of an angry dog.

Cynobex hebetica (*si'-no-beks he-ber'-ik-ah*) [*κύνω*, dog; *βήξ*, cough; *ἡβητικός*, youthful]. The convulsive cough of puberty; a loud, dry, barking cough that often attacks boys and girls at puberty. General hygienic treatment is usually curative.

Cynocephalous (*sin-os-sef'-al-us*) [*κύνω*, dog; *κεφαλή*, the head]. With the head dog-shaped.

Cynodontes (*si-no-don'-tes*) [*κύνω*, dog; *ὀδούς*, *ὀδώντος*, tooth]. The canine teeth, so called from their resemblance to the teeth of a dog. See *Cuspid Teeth*.

Cynoglossum (*si-no-glos'-um*). See *Hound's Tongue*.

Cynolyssa (*si-no-lis'-ah*) [*κύνω*, dog; *λύσσα*, rabies]. Hydrophobia; rabies.

Cynophobia (*si-no-fo'-be-ah*) [*κύνω*, a dog; *φόβος*, fear]. 1. Morbid fear of dogs. 2. Imaginary hydrophobia.

Cynorexia (*si-no-reks'-e-ah*) [*κύνω*, dog; *ἄρεξις*, appetite]. Canine voracity; bulimia.

Cynospasmus (*si-no-spas'-mus*) [*κύνω*, dog; *σπασμός*, spasm]. Same as *Cynic Spasm*.

Cynurenic Acid (*sin-u-ren'-ik*) [*κύνω*, a dog; *οὔρον*, urine], $C_{20}H_{11}N_3O_6 + 2H_2O$. A crystalline acid found in dog's urine. It is a decomposition-product of proteids. On heating it cynurin is evolved.

Cynurin (*sin'-u-rin*) [*κύνω*, a dog; *οὔρον*, urine], $C_{15}H_{11}N_3O_6$. A base obtained by heating cynurenic acid to 250° .

Cyophoria (*si-o-fo'-re-ah*) [*κύος*, fetus; *φέρειν*, to carry]. Pregnancy; gestation.

Cyopin (*si'-o-pin*) [*κύανος*, blue; *πίον*, pus]. The coloring-matter found in blue pus.

Cyphosis (*si-fo'-si*). See *Kyphosis*.

Cypripedin (*sip-rip'-e-din*) [*κύπρις*, Venus; *πόδιον*, a slipper]. A precipitate from the tincture of *Cypripedium pubescens*; antispasmodic, nervine, narcotic. Dose $\frac{1}{2}$ to 3 grains.

Cypripedium (*sip-rip'-e-de-um*) [*κύπρις*, Venus; *πόδιον*, a slipper]. Lady's Slipper. The roots of *C. pubescens* and *C. parviflorum*, American valerian, with properties due to a volatile oil and acid. It is an antispasmodic and stimulant tonic, used instead of valerian, which it resembles. **C.**, **Fld. Ext.** Dose ℥x-xxx .

Cypriphobia (*sip-rif'-e-be-ah*) [*κύπρις*, Venus; *φόβος*, fear]. Fear of sexual intercourse.

Cyprus Vitriol (*si'-prus vit'-re-al*). Same as *Blue Vitriol*. **C. Fever**. Same as *Malta Fever*.

Cypsela (*sip-sel'-ah*) [*κύψιζα*, a hollow, cup-like structure]. In biology, a term sometimes applied to an achenium which is invested with an adnate calyx such as that of the Composite.

Cyron (*si'-on*). See *Chyron*.

Cyrtocephalus (*si'-to-sef'-al-us*) [*κυστός*, convex; *κεφαλή*, head]. Having a short head.

- Cyrtocoryphus** (*sir-to-kor'-if-us*) [κυρτός, convex; κορυφή, the crown of the head]. Lissauer's term for a skull with a parietal angle between 122° and 132°.
- Cyrtograph** (*sir'-to-graf*) [κυρτός, curved; γράφειν, to record]. A recording cyrtometer.
- Cyrtoma** (*sir-to'-mah*) [κύρτωμα, a curving; *pl.*, *Cyrtomata*]. A convexity, especially one that is abnormal.
- Cyrtometer** (*sir-tom'-et-er*) [κυρτός, curved; μετρον, a measure]. An instrument adapted for measuring curves, and especially those of the chest.
- Cyrtometopus** (*sir-to-met-op'-us*) [κυρτός, convex; μετωπον, the forehead]. Lissauer's term for a skull in which the angle formed by lines connecting the nasion with the bregma and the metopion is between 120° and 130.5°.
- Cyrtonosus** (*sir-ton'-o-sus*) [κυρτός, curved; νόσος, a disease]. Synonym for *Rhachitis*.
- Cyrtopisthocranium** (*sir-to-pis-tho-kra'-ne-us*) [κυρτός, curved; ὀπισθοκράνιον, the occiput]. Lissauer's term for a skull in which the angle of the summit of the occiput is between 117° and 15.0°.
- Cyrtosis** (*sir-to'-sis*) [κύρτωσις, curvature; *pl.*, *Cyrtoses*]. Any deformity, especially one that affects the bones.
- Cyrturanus** (*sir-tar'-a'-nus*) [κυρτός, curved; οὐρανός, the roof of the mouth]. Lissauer's term for a skull in which the angle at the roof of the mouth is between 132° and 147.5°.
- Cyst** (*sist*) [κύστις, a pouch]. A cavity containing fluid and surrounded by a capsule. **C.**, **Blood**. See *Hematoma*. **C.**, **Cutaneous**. See *C.*, *Dermoid*. **C.**, **Dentigerous**, one containing teeth; one form is found in the ovaries. **C.**, **Dermoid**, a congenital cyst containing bone, hair, teeth, etc.; the cyst-wall is like the skin. **C.**, **Echinococcus**, a cyst formed in various tissues and organs of man by the larva of the *Tenia echinococcus* of the dog, taken into the stomach. **C.**, **Exudation**, one resulting from increase of exudation, or from exudation into a closed cavity. **C.**, **Hydatid**. See *C.*, *Echinococcus*. **C.**, **Meibomian**. See *Chalazion*. **C.**, **Mucous**, a retention cyst containing mucus. **C.**, **Multilocular**, one composed of many separate compartments. **C.**, **Müllerian**, a cyst containing mucus, blood, or pus, developed in the remnants or rudiments of the inferior or vaginal portion of the duct of Müller. **C.**, **Piliferous**, a hair-containing or dermoid cyst. **C.**, **Primary**, one newly formed, not from distention. **C.**, **Retention**, one that is due to the non-expulsion from its duct of the secretion of a gland, in consequence of closure of the duct, as in *mucous* or *sebaceous* cysts. **C.**, **Sebaceous**, one containing fatty material. **C.**, **Secondary**, a cyst within a cyst. **C.**, **Sublingual**. See *Ranula*. **C.**, **Synovial**, one resulting from the distention of bursæ or synovial sheaths. **C.**, **Tarsal**. See *Chalazion*. **C.**, **Unilocular**, one having but a single cavity. **C.**, **Wolffian**, a cyst developed in the inferior vestiges of the canal of Wolff. It is situated in the anterior or antero-lateral vaginal wall, and is frequently prolonged toward the cervix or even into the base of the broad ligament.
- Cystadenoma** (*sist-ad-en-o'-mah*) [κύστις, cyst; ἀδήν, gland; ὄνα, a tumor; *pl.*, *Cystadenomata*]. An adenoma containing cysts.
- Cystalgia** (*sist-all'-je-ah*) [κύστις, bladder; ἄλγος, pain]. Pain in the bladder.
- Cystatrophia** (*sist-at-ro'-fe-ah*) [κύστις, bladder; ἀτροφία, want of nourishment]. Atrophy of the urinary bladder.
- Cystauchenitis** (*sist-aw-ken-i'-tis*) [κύστις, bladder; ἀχῆν, neck; ιτις, inflammation]. Inflammation of the neck of the bladder; trachelocystitis.
- Cystauxe** (*sist-awks'-e*) [κύστις, bladder; αἰξί, increase]. Thickening of the bladder.
- Cystectasia** (*sist-ek-ta'-ze-ah*), or **Cystectasy** (*sist-ek-taz'-e*) [κύστις, bladder; ἐκτασις, a stretching out]. Surgical dilatation of the urethra or of its prostatic portion in certain operations for stone.
- Cystein** (*sist'-e-in*) [κύστις, bladder], C₃H₇NO₂S. A compound obtained by reducing cystin; it is a crystalline powder, soluble in water, yielding an indigo-blue color with ferric chlorid; in the air it rapidly oxidizes to cystin.
- Cystelcosis** (*sist-el-ko'-sis*) [κύστις, bladder; ἕλκος, ulceration]. Ulceration of the bladder.
- Cystencephalus** (*sist-en-sef'-al-us*) [κύστις, a bladder; ἕγκεφαλος, the brain]. A form of monstrosity in which the brain is replaced by a cyst-like structure.
- Cystenchyma** (*sist-enz'-kim-ah*) [κύστις, a bladder; ἕγχυμα, an infusion]. In biology, a connective tissue of large, oval, thin-walled cells, as seen in certain sponges.
- Cystiitis** (*sist-i'-tis*) [κύστις, vulva; ιτις, inflammation]. Inflammation of the vulva.
- Cystic** (*sist'-ik*) [κύστις, bladder]. Pertaining to or resembling a cyst; pertaining to the urinary bladder or the gall-bladder. **C.** **Angioma**. Synonym of *Lymphangioma circumscriptum*.
- Cysticercus** (*sist-se-er'-kus*) [κύστις, a bladder; κερκος, a tail]. The scolex of the tape-worm. An hydatid. **C. bovis**, a form of hydatid existing in the muscles of the ox (mostly in the calf). Its progenitor is the *Tenia mediocanellata* of man. It produces the disease called *Beef Measles*. **C. cellulosa**, the hydatid found inhabiting the intermuscular connective tissue of the pig, producing the condition known as "measles." Its progenitor is the *Tenia solium* of man. See *Alteration of Generation*. **C. cellulosa cutis**. An hydatid, or immature form of *Tenia solium*, which is sometimes parasitic upon the subcutaneous tissues of the skin. **C. ovis**, an hydatid of uncertain origin found in sheep in the condition called *Mutton Measles*. **C. pisiformis**, an hydatid found mainly in the abdominal cavity of the rabbit and of the hare, and, in its immature state, in the liver of these animals. Its progenitor is the *Tenia serrata* of the dog. **C. tenuicollis**, a slender or long-necked hydatid found in the abdominal and pelvic cavity of the sheep, the pig, the ox, and the fowl. Its progenitor is the *Tenia marginata* of the dog. See *Parasites (Animal)*, *Table of*.
- Cystid** (*sist'-id*) [κύστις, a bladder]. In biology, the saccular, ciliated, planula-like embryo of a polyzoan; also the cell in which the body of an adult polyzoan is contained.
- Cystidomyeloma** (*sist-id-o-mi-el-o'-mah*) [κύστις, bladder; μυελός, marrow]. A medullary carcinoma of the bladder.
- Cystifellotomy** (*sist-if-el-o'-me*) [κύστις, cyst; fell, bile; τομή, a cutting]. See *Cholecystotomy*.
- Cystiform** (*sist'-if-orm*) [cystis, a bladder; forma, shape]. Encysted, cystomorphous.
- Cystin** (*sist'-in*) [κύστις, bladder], C₃H₇NSO₂. A substance found in the urine in small amount. It occurs in regular, colorless, six-sided tables of very characteristic appearance. It is insoluble in water, alcohol, and ether, but readily soluble in ammonia. Test: boil with a solution of lead oxid in sodium hydrate. If cystin is present, black lead sulphid is precipitated.
- Cystinuria** (*sist-in-ur'-ri-ah*) [κύστις, bladder; οὐρον, urine]. The presence of cystin in the urine. The cystin may be present in the form of calculi or as a deposit. The urine has a yellowish-green color and a peculiar smell, like that of fresh sweet-briar, but rapidly acquires a putrescent odor on standing, whilst an oily film forms on the surface.

- Cystipathy** (*sist-īp'-a-the*) [*κυστιο*, bladder; *πάθος*, disease]. Any disease of the bladder.
- Cystirrhœa** (*sist-ir-ē'-ah*) [*κυστιο*, bladder; *ῥοα*, a flow]. Vesical catarrh.
- Cystitis** (*sist'-is*). See *Cyst*.
- Cystitic** (*sist-ī'-ik*) [*κυστιο*, a bladder]. Relating to cystitis.
- Cystitis** (*sist-ī'-tis*) [*κυστιο*, bladder; *τις*, inflammation]. Inflammation of the bladder. **C.**, Exfoliative, that form of cystitis in which the inflammatory process has produced a sloughing of the mucous membrane, or a separation of the whole or a portion of the membrane, which lies loose in the bladder.
- Cystitome** (*sist-ī'-om*). See *Cystotome*.
- Cystoblast** (*sist'-blast*). See *Cytoblast*.
- Cystobubonocœle** (*sist-ūb-ŏn-ŏ-sēl*) [*κυστιο*, bladder; *βουβων*, groin; *κήλη*, hernia]. Hernia of the bladder through the inguinal ring.
- Cystocarcinoma** (*sist-ŏk-ir-sin-ŏ'-mah*) [*κυστιο*, bladder; *καρκινωμα*, a cancer]. Carcinoma with cystic degeneration.
- Cystocarp** (*sist'-ŏ-kar-p*) [*κυστιο*, a bladder; *καρπός*, fruit]. In biology, a name sometimes applied to the sporocarp of certain algæ.
- Cystocele** (*sist'-ŏ-sēl*) [*κυστιο*, pouch; *κήλη*, a tumor]. A hernia of the bladder into the vagina, pushing the vaginal wall through the vulvar orifice. In the great majority of cases it is a sequela of childbirth, following laceration of the pelvic floor. It may, however, result from heavy lifting, etc. There is a feeling of weight, with frequent and difficult micturition, and a protrusion between the labia. It is generally associated with a rectocele, and if left uncorrected favors the descent of the uterus.
- Cystochondroma** (*si-t-ŏ-kon-drŏ'-mah*) [*κυστιο*, bladder; *χondrŏc*, cartilage; *ωμα*, a tumor; *pl.*, *Cystochondromata*]. A neoplasm presenting the characters of both chondroma and cystoma.
- Cystocolpitis** (*sist-ŏ-kŏl-pī'-tis*) [*κυστιο*, bladder; *κόλπος*, vagina]. Inflammation of both bladder and vagina.
- Cystocope** (*sist'-ŏ-kŏp*) [*κυστιο*, bladder; *κόπος*, a blow]. A urethral sound, having at the proximal extremity a plate to amplify the sound produced by striking against a vesical calculus.
- Cystocyte** (*sist'-ŏ-sit*) [*κυστιο*, a bladder; *κύτος*, a cell]. In biology, one of the bladder-like cells of the ctenophora, as in sponges.
- Cystodynia** (*sist-ŏ-dīn'-ē-ah*) [*κυστιο*, bladder; *δύνη*, pain]. Same as *Cystalgia*.
- Cystofibroma** (*sist-ŏ-ī-brŏ'-mah*) [*κυστιο*, a bladder; *ῥιβα*, a fiber; *ωμα*, a tumor; *pl.*, *Cystofibromata*]. A neoplasm presenting the character of both a fibroma and a cystoma.
- Cystohemorrhagia** (*sist-ŏ-h-mŏr-ŏ'-je-ah*) [*κυστιο*, the bladder; *αιμα*, blood; *ρηγνινα*, to burst]. Vesical hemorrhage.
- Cystolith** (*sist-ŏ-lith*) [*κυστιο*, bladder; *λίθος*, a stone]. Vesical calculus. In biology, a stalked body mainly composed of calcium carbonate, found in the cells of certain ctenophora, as in those of the nettle.
- Cystolithiasis** (*sist-ŏ-lith-ī-ah*) [*κυστιο*, a bladder; *λίθος*, a stone]. Stone in the bladder; also that condition of the system that is associated with the presence of vesical calculi.
- Cystolithic** (*sist-ŏ-lith-ik*) [*κυστιο*, bladder; *λίθος*, a stone]. Pertaining to a vesical calculus.
- Cystolutein** (*sist-ŏ-lū-tē-in*) [*κυστιο*, a cyst; *λευκος*, yellow]. A yellow coloring matter found in cysts.
- Cystoma** (*sist'-ŏ-ma*) [*κυστιο*, a cyst; *ωμα*, a tumor; *pl.*, *Cystomata*]. A neoplasm, especially an ovarian tumor, containing or made up of cysts.
- Cystomerocele** (*sist-ŏ-mēr'-ŏ-sēl*) [*κυστιο*, bladder; *μηρός*, thigh; *κήλη*, hernia]. A hernia of the bladder through the femoral ring.
- Cystomorphous** (*sist-ŏ-mŏr'-fius*) [*κυστιο*, cyst; *μορφή*, form]. Having the form of a cyst.
- Cystomyxoma** (*sist-ŏ-miks-ŏ'-mah*) [*κυστιο*, a cyst; *μύξα*, mucus; *ωμα*, a tumor; *pl.*, *Cystomyxomata*]. A neoplasm presenting the characters of both myxoma and cystoma.
- Cystoncus** (*sist-ŏnŏ'-kus*) [*κυστιο*, bladder; *δγκος*, a swelling]. Any swelling of the bladder.
- Cystonephrosis** (*sist-ŏ-nē-frŏ'-sis*) [*κυστιο*, sac; *νεφρός*, kidney]. A cystic or cystomorphous dilatation of the kidney.
- Cystoparalysis** (*sist-ŏ-par-ŏl'-is-is*) [*κυστιο*, bladder; *παράλυσις*, palsy]. Paralysis of the bladder.
- Cystopexy** (*sist'-ŏ-pēks-ē*) [*κυστιο*, bladder; *πήξις*, fixation]. Fixation of the bladder. An operation for the cure of cystocele, based upon the principle of the Alexander-Adams operation.
- Cystophotography** (*sist-ŏ-fŏ-tŏg'-ra-fē*) [*κυστιο*, the bladder; *φως*, light; *γράφω*, to write]. Photographing the interior of the bladder for diagnostic purposes.
- Cystoplastic** (*sist-ŏ-plas'-tik*) [*κυστιο*, the bladder; *πλάσσειν*, to form]. Relating to cystoplasty.
- Cystoplasty** (*sist'-ŏ-plas-te*) [*κυστιο*, bladder; *πλάσσειν*, to form]. Plastic operation upon the bladder, especially for vesico-vaginal fistula.
- Cystoplegia** (*sist-ŏ-plē'-je-ah*) [*κυστιο*, bladder; *πληγή*, a blow]. Paralysis of the bladder.
- Cystoptosis** (*sist-ŏp-tŏ'-sis*) [*κυστιο*, bladder; *πτώσις*, a fall]. The projection of some portion of the bladder into the urethra.
- Cystopylometer** (*sist-ŏ-pi-lŏm'-et-er*) [*κυστιο*, bladder; *πύλη*, gate; *μέτρον*, measure]. An instrument for measuring any obstruction (as an enlarged prostate) at the entrance to the bladder; it is called also *pylometer*.
- Cystorrhagia** (*sist-ŏr-ŏ'-je-ah*). See *Cystohemorrhagia*.
- Cystorrhœa** (*sist-ŏr-ē'-ah*). Same as *Cystirrhœa*.
- Cystorrhexis** (*sist-ŏr-ēks'-is*) [*κυστιο*, bladder; *ρήξις*, rupture]. Rupture of the bladder.
- Cystoscope** (*sist'-ŏ-skŏp*) [*κυστιο*, bladder; *σκοπεῖν*, to examine]. An instrument for examining the interior of the bladder.
- Cystoscopy** (*sist-ŏs'-kŏ-pe*) [*κυστιο*, bladder; *σκοπεῖν*, to examine]. Examination of the interior of the bladder by means of the cystoscope.
- Cystospasmus** (*sist-ŏ-spaz'-mus*) [*κυστιο*, bladder; *σπασμός*, spasm]. Spasm of the bladder.
- Cystospastic** (*sist-ŏ-spas'-tik*) [*κυστιο*, bladder; *σπαστικός*, pulling]. Relating to spasm of the bladder.
- Cystostomy** (*sist-ŏs'-tŏ-me*) [*κυστιο*, bladder; *στόμα*, a mouth or opening]. The formation of a fistulous opening in the bladder-wall.
- Cystotome** (*sist'-ŏ-tŏm*) [*κυστιο*, bladder; *τέμνειν*, to cut]. A knife used in cystotomy; also a knife used in rupturing the capsule of the lens in cataract-operations.
- Cystotomia** (*sist-ŏ-tŏ'-me-ah*) [*L.*]. Same as *Cystotomy*.
- C.** hypogastrica. Suprapubic cystotomy.
- Cystotomy** (*sist-ŏl'-ŏ-me*) [*κυστιο*, bladder; *τομή*, a cutting]. Incision of the bladder.
- Cyte** (*sit*) [*κύτος*, a hollow]. Any cell; especially a nuclear cell (used mostly in composition).
- Cythemolysis** (*si-them-ŏl'-is-is*) [*κύτος*, cell; *αιμα*, blood; *λύσις*, dissolution]. Dissolution of the corpuscles of the blood.
- Cytin** (*sit'-tin*) [*κύτος*, a cell]. An insoluble cellular substance that remains in various residues of animal tissue from which cytoglobin has been removed. By decomposition it is changed into an albuminoid.

- Cytisin** (*sil'-is-in*) [*κύτισος*, a kind of clover], $C_{20}H_{27}N_3O$. A poisonous alkaloid obtained from *Cytisus laburnum* and other species. It occurs in yellowish-white, deliquescent crystals. It is chiefly used in the form of the *nitrate*, a beautiful crystalline salt, pale-yellow in color and acid in reaction. It is used subcutaneously in paralytic migraine, and as a diuretic in dropsy and cardiac disease. Dose, grain $\frac{1}{30}$ to $\frac{1}{12}$, hypodermatically.
- Cytoblast** (*si'-to-blast*) [*κύτος*, a cell; *βλαστός*, a germ]. In biology, applied to the nucleus of a cell; also one of the ameboid cytodes going to make up the cytoblastema of sponges.
- Cytoblastema** (*si-to-blas-te'-mah*) [*κύτος*, a cell; *βλάστημα*, a sprout]. In biology, applied to formative material or protoplasm, as giving rise to cells or cytodes; also to the matrix in which the individuals of a protozoan colony are imbedded; the gelatinous matrix of a sponge.
- Cytochylema** (*si-to-ki-le'-mah*) [*κύτος*, a cell; *χυμός*, juice]. Strasburger's term for the inter-reticular portion of protoplasm; cell-juice.
- Cytochyma**, or **Cytochyme** (*si-to-kim'-ah*, or *si'-to-kim*) [*κύτος*, a cell; *χυμός*, juice]. The water-sap in the vacuoles of the cytochylema of protoplasm.
- Cytococcus** (*si-to-kok'-us*) [*κύτος*, cell; *κόκκος*, kernel: *pl.*, *Cytococci*]. The nucleus of a cytula.
- Cytode** (*si'-tod*) [*κύτος*, a cell; *εἶδος*, form]. In biology, a term applied by Haeckel to a non-nucleated cell. The simplest, most primitive form of cell, without nucleus or nucleolus; Haeckel therefore calls the *Monera* cytodes.
- Cytoderm** (*si'-to-derm*) [*κύτος*, a cell; *δέρμα*, skin]. In biology, a cell-wall.
- Cytodieresis** (*si-to-di-er'-es-is*) [*κύτος*, cell; *διαίρεσις*, division]. The process of cell-division.
- Cytogenesis** (*si-to-jen'-es-is*) [*κύτος*, a cell; *γένεσις*, production]. The formation or genesis of the cell, or of cells.
- Cytogenetic** (*si-to-jen-et'-ik*) [*κύτος*, a cell; *γένεσις*, production]. Relating to cell-formation.
- Cytogenic** (*si-to-jen'-ik*). See *Cytogenous*.
- Cytogenous** (*si-toj'-en-us*) [*κύτος*, a cell; *γέννησις*, producing]. In biology, producing cells.
- Cytogeny** (*si-toj'-en-e*). See *Cytogenesis*.
- Cytoglobin** (*si-to-glo'-bin*) [*κύτος*, a cell; *globus*, a ball]. An albuminoid, obtainable in the form of a white, soluble powder. It forms three per cent. of the pulp of the lymphatic glands. It is partially convertible into preglobin.
- Cytography** (*si-toj'-ra-fe*) [*κύτος*, a cell; *γράφειν*, to write]. A description of cells.
- Cytohyaloplasm** (*si-to-hi'-al-o-plazm*) [*κύτος*, a cell; *υάλος*, transparent; *πλάσμα*, formed matter]. Strasburger's name for the reticulum of protoplasm.
- Cytoid** (*si'-toid*) [*κύτος*, cell; *εἶδος*, likeness]. Resembling a cell.
- Cytokinetic** (*si-to-ki-net'-ik*) [*κύτος*, a cell; *κινεῖν*, to move]. In biology, applied to the phenomena of motion of plasma or cells; the opposite of *Cytostatic* (Ryder).
- Cytology** (*si-to'-er-je*) [*κύτος*, a cell; *ἔργον*, work]. Cell-activity.
- Cytologist** (*si-to-l'-o-jist*) [*κύτος*, a cell; *λόγος*, science]. One who is versed in cytology.
- Cytology** (*si-to-l'-o-je*) [*κύτος*, a cell; *λόγος*, science]. The science of cell-formation and cell-life.
- Cytolysis** (*si-to-l'-is-is*) [*κύτις*, cell; *λίσις*, loosening; solution]. Cell-catabolism; cell-destruction.
- Cytometer** (*si-ton'-et-er*) [*κύτις*, cell; *μέτρον*, a measure]. A device for measuring cells.
- Cyto-mitoma** (*si'-to-mi-to'-mah*) [*κύτος*, cell; *μίτος*, a fiber]. The fibrillar part of a cell-body. See *Mitoma*.
- Cytonergy** (*si-ton'-er-je*). Same as *Cytology*.
- Cytopathy** (*si-top'-ath-e*) [*κύτος*, a cell; *πάθος*, disease]. Disease of the living cell.
- Cytophagous** (*si-toj'-ag-us*) [*κύτος*, a cell; *οἴειν*, to devour]. Phagocytic; of the nature of a phagocyte; cell-devouring.
- Cytophosphatid** (*si-to-fos-fat'-id*) [*κύτος*, cell; *ωσφοῦρος*, Lucifer]. A form of nuclein, containing sulphur and phosphorus and said to be obtainable from brain-tissue; gangliocytin.
- Cytoplasm**, or **Cytoplasma** (*si'-to-plaz-m*, or *i-to-plaz'-mah*) [*κύτος*, cell; *πλάσμα*, anything formed]. In biology, Dujardin's name for *protoplasma*, *q. v.*
- Cytoproct** (*i'-to-prokt*) [*κύτος*, a cell; *πρωκτός*, the anus]. In biology, an orifice with anal functions in the Infusoria. Cf. *Cytopyge*.
- Cytopyge** (*si-to-pi'-je*) [*κύτος*, a cell; *πυγή*, the rump]. In biology, the anal aperture of a unicellular animal. Cf. *Cytoproct*.
- Cytostasis** (*si-to-s'tas-is*) [*κύτος*, cell; *στάσις*, stasis]. Stoppage or plugging of the capillaries by the blood-cells.
- Cytostatic** (*si-to-stat'-ik*) [*κύτος*, a cell; *στατός*, fixed]. In biology, applied to the static or resting conditions of plasma or cells; the opposite of *Cytokinetic* (Ryder).
- Cytostome** (*si'-to-stōm*) [*κύτος*, a cell; *στόμα*, mouth]. In biology, the oral aperture of a unicellular organism.
- Cytotaxis** (*si-to-taks'-is*) [*κύτος*, a cell; *τάξις*, order]. The selective, ordering, and arranging function of a living cell.
- Cytotrophy** (*si-to-l'-ro-fe*) [*κύτος*, cell; *τροφή*, nourishment]. The growth of the cell and sustentation of cell-life.
- Cytozoön** (*si-to-zo'-on*) [*κύτος*, cell; *ζῷον*, animal]. A protoplasmic cell-mass, probably parasitic in nature, with independent movement; found by Gaule in defibrinated blood and other structures.
- Cyttarhagia** (*si-ar'-a'-je-ah*) [*κύτταρος*, cell; *ῥηγίναί*, to burst forth]. Hemorrhage from the socket of a tooth.
- Cytula** (*si'-u-lah*) [*κύτος*, a cell]. In biology, an impregnated ovum.
- Cytuloplasm** (*si'-u-lo-plazm*) [*κύτος*, a cell; *πλάσσειν*, to form, mold]. In biology, the mingled *cytoplasma* and *spermoplasm* in a cytula.
- Czermak's Spaces**. Certain interglobular spaces in the body.
- Czerny's Operations**. See *Operations, Table of*.
- Czerny-Lembert Suture**. See *Suture*.
- Czerny-Schræder Operation**. See *Operations, Table of*.
- Czoker's Alum Cochineal**. A solution for staining microscopic sections. Boil 7 grams of pulverized cochineal and 7 grams of alum in 700 c.c. of distilled water, until the quantity of fluid is reduced to 400 c.c.; cool, add a few drops of carbolic acid, and filter. After standing for a few days filter again, after which the fluid will be ready for use. See *Stains, Table of*.
- Czumpelitz's Test**. See *Tests, Table of*.

D

D. (Dosis). A dose. In Electrotherapeutics an abbreviation of *Dosation* and of *Dosity*. In ophthalmology the letter is used as an abbreviation of *Drops* and *Dropsy*. It is also used for *dactyl*, let it be given.

Da Costa's Disease. See *D. v. s.*, *Table of*.

Dacryadenalgia (*dak' re-á-dé-ná-lí-á*) [*δάκρυον*, tear; *ἀδέναιον*, gland; *άλγος*, pain]. Pain in a lachrymal gland.

Dacryadenitis (*dak' re-á-dé-ná-ítis*). See *Dacryadenitis*.

Dacryagogue (*dak' re-á-gó-gé*) [*δάκρυον*, tear; *ἀγωγός*, conducting]. 1. Inducing a flow of tears. 2. An agent that induces a flow of tears.

Dacrycystalgia (*dak' re-á-sít-tál-je-á*). See *Dacrycystalgia*.

Dacryelcosis (*dak' re-á-lé-kó-sis*) [*δάκρυον*, tear; *ἔλκος*, ulceration]. Ulceration of the lachrymal apparatus.

Dacrygelosis (*dak' re-je-ló-sis*) [*δάκρυον*, tear; *γέλιος*, laughter]. Alternate weeping and laughter.

Dacryhemorrhysis (*dak' re-hém-or-é-sis*) [*δάκρυον*, tear; *αἷμα*, blood; *ῥέσις*, a flow]. The weeping of bloody tears; a flow of blood from a lachrymal duct.

Dacryin (*dak' re-ín*) [*δάκρυον*, a tear]. A peculiar substance contained in tears.

Dacryma (*dak' re-má*) [*δάκρυμα*, a tear; *πλ.*, *Dacrymitis*]. A tear; the lachrymal secretion.

Dacryoadenitis (*dak' re-á-dé-ná-ítis*) [*δάκρυον*, a tear; *ἀδέναιον*, a gland]. Inflammation of a lachrymal gland.

Dacryoblenorrhœa (*dak' re-ó-blén-or-é-á*) [*δάκρυον*, a tear; *βλέννη*, mucus; *ῥοία*, a flow]. Chronic inflammation and discharge of mucus from the lachrymal sac.

Dacryocele (*dak' re-ó-sél*, or *-sél-é*) [*δάκρυον*, tear; *κύστις*, hernia]. See *Dacryocystocele*.

Dacryocyst (*dak' re-ó-sít*) [*δάκρυον*, tear; *κύστις*, cyst]. The lachrymal cyst.

Dacryocystalgia (*dak' re-ó-sít-tál-je-á*) [*δάκρυον*, tear; *κύστις*, cyst; *άλγος*, pain]. Pain in a lachrymal sac.

Dacryocystitis (*dak' re-ó-sít-ítis*) [*δάκρυον*, tear; *κύστις*, a sac]. Inflammation of a lachrymal sac.

Dacryocystocele (*dak' re-ó-sít-ó-sél*) [*δάκρυον*, a tear; *κύστις*, a sac; *κύστις*, hernia]. Hernia of a lachrymal sac.

Dacryocystoptosis (*dak' re-ó-sít-ó-p-tó-sis*) [*δάκρυον*, a tear; *κύστις*, a cyst; *πτώσις*, a fall]. Prolapse or downward displacement of a lachrymal sac.

Dacryohemorrhœa (*dak' re-ó-hém-or-é-á*). See *Dacryhemorrhœa*.

Dacryoid (*dak' re-óid*) [*δάκρυον*, tear; *εἶδος*, form]. Resembling a tear.

Dacryolite (*dak' re-ó-lít*). See *Dacryolith*.

Dacryolith (*dak' re-ó-lít*) [*δάκρυον*, tear; *λίθος*, stone]. A lachrymal calculus; a calcareous concretion in a lachrymal passage or in the palpebral conjunctiva.

Dacryolithiasis (*dak' re-ó-lít-é-á-sis*) [*δάκρυον*, a tear; *λίθος*, a stone]. The morbid condition that is attended by the formation of dacryoliths; also, the presence of dacryoliths.

Dacryoma (*dak' re-ó-má*) [*δακρόναιον*, to weep]. 1. A lachrymal tumor. 2. The closure or obstruction of the lachrymal passage, causing epiphora.

Dacryon (*dak' re-ón*) [*δάκρυον*, a tear]. 1. A tear. 2. See *Dacryonitis*.

Dacryops (*dak' re-óps*) [*δάκρυον*, tear; *ὄψ*, eye]. 1. A watery eye. 2. The duct of a lachrymal gland.

Dacryoptosis (*dak' re-ó-p-tó-sis*) [*δάκρυον*, tear; *πτώσις*,

a fall]. 1. The falling or shedding of tears. 2. Dacryocystoptosis.

Dacryopyorrhœa (*dak' re-ó-pí-or-é-á*) [*δάκρυον*, a tear; *πιον*, pus; *ῥοία*, a flow]. A discharge of pus from the lachrymal apparatus.

Dacryopyosis (*dak' re-ó-pí-ó-sis*) [*δάκρυον*, tear; *πιον*, pus]. Suppuration in the lachrymal apparatus.

Dacryorrhœa (*dak' re-or-é-á*) [*δάκρυον*, tear; *ῥοία*, a flow]. Excessive discharge of tears.

Dacryosolen (*dak' re-ó-só-lén*) [*δάκρυον*, tear; *σωλήν*, pipe]. A lachrymal duct or canal.

Dacryosolenitis (*dak' re-ó-só-lén-ítis*) [*δάκρυον*, a tear; *σωλήν*, a pipe; *ιτις*, inflammation]. Inflammation of a lachrymal duct.

Dacryostenosis (*dak' re-ó-ste-nó-sis*) [*δάκρυον*, tear; *στενός*, narrow]. Stenosis or stricture of a lachrymal duct.

Dacryosyrinx (*dak' re-ó-sí-rí-níks*) [*δάκρυον*, tear; *σφύγξ*, pipe]. 1. A lachrymal fistula. 2. A syringe for use in the lachrymal ducts.

Dactyl (*dak' til*) [*δάκτυλος*, a finger]. A finger or toe; a digit.

Dactylagra (*dak-til-á-grá*) [*δάκτυλος*, a digit; *ἀγρα*, seizure]. An attack of gout or rheumatism in the fingers.

Dactylate (*dak' til-át*) [*δάκτυλος*, a finger]. Resembling a finger. Possessing five rays or appendages.

Dactylon (*dak-til-é-on*). See *Syndactylism*.

Dactylitis (*dak-til-ítis*) [*δάκτυλος*, a finger; *ιτις*, inflammation]. Inflammation of a finger or toe.

Dactylognathite (*dak-til-óg-nath-ít*) [*δάκτυλος*, a finger; *γνάθος*, jaw]. In biology, Milne Edwards' term for the terminal (distal) joint of one of the foot-jaws of a crustacean. See *Dactylos*.

Dactylogryposis (*dak-til-ó-grip-ó-sis*) [*δάκτυλος*, finger; *γρυπός*, curved]. Abnormal curvature of the fingers or toes.

Dactyloid (*dak' til-óid*) [*δάκτυλος*, finger; *εἶδος*, form]. In biology, resembling a finger.

Dactylogy (*dak-til-ó-je*) [*δάκτυλος*, finger; *λόγος*, speech]. Conversation or talking by the fingers.

Dactylolysis (*dak-til-ó-lí-sis*) [*δάκτυλος*, digit; *λύσις*, loosening]. The falling off of a finger or toe. **D. spontanea**. See *Ainhum*.

Dactylopatagium (*dak-til-ó-pat-á-gé-um*) [*δάκτυλος*, finger; *παταγίον*, a border to a woman's gown]. In biology, that part of the patagium of a bat which is connected with the digits. Cf. *Ectopatagium*.

Dactylopodite (*dak-til-ó-p-ó-dít*) [*δάκτυλος*, a finger; *πούς*, a foot]. See *Dactylos*.

Dactyloporé (*dak-til-ó-por*) [*δάκτυλος*, finger; *πόρος*, pore]. In biology, applied to the opening of the finger-like, or tentacular dactylozoid of certain hydrozoans.

Dactylopterus (*dak-til-ó-p-ter-us*) [*δάκτυλος*, finger; *πτερόν*, wing]. In biology, applied to fishes in which certain of the pectoral fin-rays are separate and finger-like.

Dactylorhiza (*dak-til-ó-rí-zá*) [*δάκτυλος*, finger; *ρίζα*, root]. A disease of the roots of certain vegetables, as turnips.

Dactylos (*dak' til-ós*) [*δάκτυλος*, a finger]. In biology, the seventh joint of any crustacean appendage, as the *dactylognathite* and *dactylopodite* of Milne Edwards.

Dactylospasmus (*dak-til-ó-spáz-mus*) [*δάκτυλος*, a digit; *σπασμός*, a spasm]. Spasm of a digit.

Dactylosymphysis (*dak-til-ó-sím-fís-is*) [*δάκτυλος*, finger; *σιν*, together; *φύειν*, to grow]. Syndactylism.

Dadi Gogo (*da'-de-go'-go*) [African]. See *Gogo*.

Dæmonomania (*de-mo-no-ma'-ne-ah*). See *Demonomania*.

Daffy's Elixir. A compound aromatic tincture of senna. Unof.

Dahlia (*dahl'-yah*). See *Pigments, Conspectus of*.

Dajaksch (*di'-aksh*) [Java]. The arrow-poison used in Borneo. It is believed to be distinct from the Java arrow-poison.

Dakryon (*dak'-re-on*). See *Cranimetric Points*.

Dakryops (*dak'-re-ops*). Same as *Dacryops*.

Dalby's Carminative. An old empiric carminative and mildly opiate mixture, answering nearly to the *mistura carminativa* of the National Formulary. It contains about two and a half minims of tincture of opium to the fluidounce.

Dalgaro Alphabet. Glove-alphabet; a method of manual communication among deaf-mutes, in which the letters are indicated by touching various parts of the hand.

Dallas's Operation. See *Operations, Table of*.

Dalmatian Insect Powder. See *Buhach*.

Dalton's Theory. The atomic theory of compounds.

Dalton-Henry Law. See *Lavo*.

Daltonism (*dall'-ton-izm*) [*Dalton*, a physician]. Color-blindness. See *Blindness*.

Dam. See *Rubber Dam* and *Coffer Dam*.

Damalic Acid (*dam-all'-ik*). See *Acid*.

Damaluric Acid (*dam-a-l'-ur-ik*). See *Acid*.

Damiana (*dam-e-an'-ah*). The leaves of *Turnera aphrodisiaca*, found in Mexico and Lower California; a stimulant tonic and said to be a powerful aphrodisiac. It is the basis of a great number of quack remedies. **D.**, **Ext.** Dose gr. ij-x. **D.**, **Fld. Ext.** Dose ℥x-ʒj. Dose of the leaves ʒj daily. All unof.

Dammar (*dam'-ar*) [Hind., *dāmar*, resin]. A gum or resin resembling copal, produced by various species of *Dammara* and by various other trees. **D.**, **True**, is obtained from the *Dammara orientalis*, a coniferous tree, indigenous in the East Indies, and also from *Dammara australis*, in New Zealand. The latter variety is also known as *Kauri*, or *cowdrie resin*. The former is the variety commonly called dammar in commerce. It occurs in masses, coated on the exterior with white powder from mutual attrition, while the interior is pale-amber colored and transparent. It is harder than rosin, and splits and cracks at the temperature of the hand. It is used in the manufacture of varnishes. See *Cowdrie Gum*.

Damp. See *Choke-damp*; *Black-damp*; *Fire-damp*.

Damping Apparatus. The union of the tympanic membrane of the ear with the auditory ossicles acting as a damper to prevent excessive sympathetic vibration for its own fundamental note.

Dance (*dans*) [Fr., *danser*, to dance]. Any measured tread or system of steps accompanied by music. Also, any motion of the body caused by an abnormal nervous stimulus. **D.**, **St. Vitus's**. See *Chorea*. **D. Plague**. Synonym of *Chorea*.

Dancel's Method. See *Treatment, Methods of*.

Dancer's Cramp. See *Cramp*. **D. Palsy**. See *Palsy*.

Dancing Mania. See *Choromania*.

Dandelion (*dand'-de-li-on*). See *Turaxacum*.

Dandruff (*dand'-druf*). See *Seborrhea, Pityriasis, and Alopecia furfuracea*.

Dandy (*dand'-de*) [Hind., *dāndi*, a boatman]. 1. In India, a kind of stretcher or hammock of canvas with a bamboo frame. It is serviceable in the transportation of the sick and wounded. 2. See *Celtic, Endemic*. **D. Fever**. See *Dengue*.

Danforth's Oil. See *Naphtha*.

Daniell (*dand'-yel*) [*Daniell*, an electrician]. A unit of electric measurements equal to 1.124 volts. **D. Cell**. See *Cell*.

Daniella (*dand-e-ell'-ah*) [Dr. *Daniell*, a traveler]. A genus of leguminous trees of W. Africa. **D. thurifera**, the only species of this genus affording oilibanum, or true frankincense.

Dantec, Bacillus of. See *Bacteria, Table of*.

Danube Fever (*dand'-ub fe'-ver*). A febrile affection of remittent or relapsing type observed in sailors and others that have sailed on and have drunk the water of the Danube River, characterized by symptoms of gastro-intestinal derangement, albuminuria, hematuria, edema, uremic symptoms, profuse perspiration, enlarged spleen, and nervous symptoms. Its precise nature is unknown; possibly it is the same as *Malta fever*, *Rock fever*, *Cretan fever*, *Mediterranean fever*.

Daphne (*daf'-ne*) [*δάφνη*, the laurel]. A genus of thymelaceous shrubs, mostly poisonous or acrid. See *Mezerion*.

Daphnetin (*daf'-net-in*) [*δάφνη*, the laurel], $C_9H_6O_4 + H_2O$. A substance obtained by the decomposition of the glucosid *daphnin*. It crystallizes in yellow needles or prisms, melting at 255° C.

Daphnin (*daf'-nin*) [*δάφνη*, the laurel], $C_{15}H_{16}O_6 + 2H_2O$. 1. A glucosid isomeric with esculin; it is obtained from the bark of *Daphne alpina*, and forms prismatic transparent crystals having a bitter taste and melting at 200° C. 2. See also *Pigments, Conspectus of*.

Darier's Disease. *Psorospermose folliculaire végétante*; *Keratosis follicularis*; *Ichthyosis sebacea cornea*; a disease of the skin commencing on the face or trunk, but ultimately spreading to other parts of the body, and characterized by the development of papules of small size and dirty-red color, with firmly-adherent grayish-brown, black, or gray horny crusts. These crusts can be squeezed out of the papules by the thumb-nails. In some places the lesions may become confluent. The disease progresses slowly, and the papules may assume considerable size. Ulceration of their surfaces may occur, or the tumors may suppurate *en masse*. The disease occurs usually in males. Its etiology is obscure. See *Diseases, Table of*.

Darnel (*dar'-nel*). See *Lolium*.

D'Arsonval's Oven. See *Oven*.

Dartoid, or **Dartoid** (*dar-to'-ik*, or *dar'-toid*) [*δαρτοΐς*, flayed]. Pertaining to or resembling the dartos. **D. Myoma**. See *Myoma*.

Darton's Test. See *Tests, Table of*.

Dartos (*dar'-tes*) [*δαρτοΐς*, flayed]. The contractile fibrous layer beneath the skin of the scrotum.

Dartre (*dar'-tr*) [Fr.]. Any herpetic or other chronic skin-disease; a term vaguely used in French and the older English medical literature.

Dartrous (*dar'-trus*) [Fr., *dartre*]. (Of the nature of tetter or herpes; herpetic.)

Dartsac (*dar'-sak*). A muscular sac containing a calcareous or chitinous dart or rod, opening into the cloaca of certain gasteropods. (Helix.)

Darwin's Ducts. See *Ducts*. **D. Ear**. See *Ear, Deformities of, Darwinian Tubercle*, and *Diseases, Table of*. **D. Theory of Heredity**. See *Heredity*.

Darwinian Tubercle. A nodule or eminence sometimes seen on the edge of the helix of the ear; it is believed to be a relic corresponding to the point of an ape's ear.

Darwinism (*dar'-win-izm*). [Named after Charles *Darwin*, a celebrated naturalist]. The theory of descent by evolution, as modified by the doctrine of the survival of the fittest. See *Neo-Darwinism* and *Evolution*.

- Dastre-Morat's Method.** See *An. sthetic.*
- Dasya** (*dast'-um-ah*). Same as *Hirantes.*
- Date-disease.** See *Allep's Bil.* **D.-fever.** Synonym of *Dengue.*
- Datisca** (*da-tis'-kah*) [L.]. A genus of herbs, somewhat allied to the cacti. **D. cannabina**, of Asia and the Levant, is antiperiodic and antiscrofulous. **D. glomerata** is a Californian species.
- Daticin** (*da-tis'-in*) [*Datisca*], $C_{21}H_{22}O_{12}$. A starch-like glucosid from *Datisca cannabina*; it is a good yellow dye.
- Datura** (*da-tur'-rah*) [Hind., *dhatūra*, a certain plant]. A genus of Solanaceae, or night-shade family. **D. stramonium.** See *Stramonium.* **D. tatula**, a plant belonging to the night-shade family, closely resembling stramonium in its therapeutic and physiologic properties. It has been smoked with advantage in asthma. Unof.
- Daturin** (*da-tur'-rin*) [Hind., *dhatūra*, a certain plant]. A poisonous alkaloid from the thorn apple. See *Atropin.*
- Daturism** (*da-tur'-izm*) [Hind., *dhatūra*, a certain plant]. A morbid condition of mind and body induced by excessive dosing with stramonium (*Datura*); stramonium-poisoning. It is nearly or quite identical with atropism.
- Daubenton's Angle.** See *Angle.* **D. Line.** See *Line.* **D. Plane.** See *Plane.*
- Daughter** (*da-ter*) [AS., *dohtor*, daughter]. A female child or descendant. **D.-cell.** See *Cell.* **D.-cyst**, a cyst formed within a cyst. **D.-nuclei.** See *Karyokinesis.* **D.-star**, an amphiasier. See *Karyokinesis.*
- Dauvergne's Apparatus.** An apparatus used for treating old dislocations of the shoulder.
- Davat's Operation.** See *Operations, Table of.*
- Davidsohn. Pupillary Reflex of.** The light reflected through the pupil in reflexion, when the electric light is held in the mouth.
- Daviel's Operation.** See *Operations, Table of.*
- Davier** (*da-iv'-re-à*) [Fr.]. A tooth-forceps; a lion-forceps.
- Davies and Dale's Carmin Mass.** A warm-flowing mass for injecting tissues. Digest in a flask for thirty-six hours, at the ordinary temperature, 11.6 grams of carmin in a mixture of 15 c.c. of ammonia (0.92 strength) and 118 c.c. of water. Filter, and dilute with water to 472 c.c. Dissolve 38.88 grams of potassium alum in 205 c.c. of water, and add, with constant boiling, a solution of sodium carbonate until a slight precipitate is produced. Boil and add to the carmin fluid, shaking vigorously. A drop of the fluid, when placed on a white filter paper, should show no coloring. Allow it to cool and settle for a day or two, and draw off the supernatant fluid with a siphon. Wash, by decantation, until the wash-water ceases to give a precipitate with barium chlorid. So much water must be kept with the color that it shall measure 1180 c.c. For use, soak 100 grams of gelatin in 750 c.c. of this fluid and melt over a water-bath.
- Davies-Colley Operations.** See *Operations, Table of.*
- Davis's Leon Sign.** See *Death.*
- Davy's Method.** See *Treatment, Methods of.* **D. Operation.** See *Operation, Table of.* **D. Tests.** See *Tests, Table of.*
- Day's Test.** See *Test, Table of.*
- Day-Blindness.** See *Myopia*; also *Hemeralopia.*
- Daymare** (*da-mare*). A state of temporary distress and terror, resembling nightmare, but coming on when the patient is awake. It is thought to be due to a diseased state of the blood vessels of the brain.
- Dead** (*de-d*) [AS., *de-dah*]. Without life; desti-
- tute of life. **D.-born.** Still-born. **D. Finger.** See *Sphaeloderma* and *Night-palsy.* **D.-house**, a morgue; an apartment in a public institution for keeping dead bodies. **D. Nettle.** See *Lamium.* **D. Voice**, a voice without nasal resonance. The so-called nasal voice.
- Deadly** (*de-d'-le*) [AS., *de-ād*, dead]. Capable of causing death; fatal; mortal. **D. Nightshade.** See *Atropa* and *Belladonna.*
- Deaf** (*de-f*, or *de-f*) [AS., *de-āf*, deaf]. Without the sense of hearing. A condition of impaired hearing. **D.-dumbness.** See *Deaf-mutism.* **D.-fields**, two small triangular planes, converging toward the external auditory meatus, and in which the vibrating tuning-fork is not heard. **D.-mute**, one who suffers from deaf-mutism. **D.-mutism**, a condition of deafness or impaired hearing, accompanied by imperfect development (congenital), or loss of speech. **D.-points**, some points near the ear in which a vibrating tuning-fork cannot be heard.
- Deafness** (*de-f'-nes*) [AS., *de-āf*, deaf]. The condition of being deaf; surdity. **D., Boilermakers'**, chronic labyrinthine deafness resulting from constant exposure to loud sounds. Bone-conduction is impaired, and there are destructive and atrophic changes throughout the cochleæ, most marked at the base. **D., Mind.** See *D., Psychic.* **D., Music**, a variety of psychic deafness in which, although musical sounds are heard, they are not recognized as such. **D., Paradoxical**, called also *Paracousia Willisii*, deafness for speech in silence, but with ability, *e. g.*, to hear the same voice in a noisy car or street. This is said to be caused by compression of the labyrinth. It is a form of otopisias. **D., Psychic**, the deafness from destruction of the auditory center (Munk). Sounds are heard, but not recognized or understood. **D., Word**, a variety of psychic deafness in which, although words be heard, they are not comprehended.
- Death** (*de-th*) [AS., *de-āth*, death]. The cessation of life. **D., Apparent**, a term applied to a cataleptic state in which respiration and circulation are so feeble as to be inappreciable. **D., Black**, an exceedingly fatal epidemic called the "Plague," which occurred in Europe during the 14th century, during which it is estimated 20,000,000 people died. **D. Camass.** See *Camass.* **D., Localized.** See *D., Somatic.* **D., Molecular**, caries; ulceration. **D.-rate**, a term arbitrarily expressing the mortality of a place, based upon the number of deaths for each 1000 of population during a period of one year. **D.-rattle**, the peculiar sound produced by the passage of air through mucus in the throat of a dying person. **D., Signs of**, certain indications of death, such as cessation of the heart's action, and respiration, vigor of the body, healthiness of the tissues, etc. See *D., Tests of.* **D., Somatic**, death of the organism as a whole, in distinction from localized **D.**, or necrosis, and gangrene. **D., Tests of:** Dr. Richardson summarizes the more important as: 1. Absence of the pulsation of the heart. 2. Absence of the respiratory murmur. 3. Pressure on veins (*Fillet test*). 4. Electric test for muscular irritability. 5. The ammonia hypodermatic test (*Monteverdi's sign*). 6. Coagulation of the blood in the veins. 7. Rigor mortis. 8. Decomposition. *Ba-fur's Test*, a test for the action of the heart in apparent death. He proposed sticking into the skin over the heart needles having little paper flags fixed in their blunt ends. Should there be contraction of the heart-muscle, such movement would be communicated to the paper flags. *Cloquet's Needle Test*, a bright needle plunged into the body of the biceps muscle and left there for a time; then ex-

amed for signs of oxidation. If found, life is present. *Davis's (Leon) Sign*, after death the arteries are pale or yellowish, and empty of blood, whilst during life the vessels pulsate, and have the color of the surrounding tissues. *Diaphanous Test*, the scarlet-red color of the finger-edges when held toward the light, due, if life exists, to the blood circulating through the tissues. The scarlet tint does not appear if life is extinct. The test is not to be relied on in all cases, as in syncope the red coloration may be absent. *Fillet Test*; *Richardson's Test*, a fillet applied to the veins of the arm will not cause filling of the veins on the distal side of the fillet if death be present. *Fouber's Test* consists in cutting through one of the intercostal spaces and feeling the heart with the point of the finger. *Labord's Sign*. Same as *Cloquet's Needle Test*. *Larcher's Sign*, soon after death the conjunctivæ exhibit externally gray, cloudy discolorations, that rapidly become black. They are due either to the formation of films of mucus, or to cadaveric imbibition dependent on putrefactive changes. *Levasseur's Sign*, the application of a scarificator and cupping-glass will fail to draw blood if life has been extinct for some hours. *Magnus's Sign*, if a finger be tightly bound round with a ligature, the part beyond the constriction will, if the person be living, become bright red, the tint increasing in depth until it finally assumes a uniformly bluish-red color. At the spot, however, where the ligature is applied, a narrow white ring becomes visible. No change results from the application of the ligature if life be extinct. *Monteverde's Sign*, the injection subcutaneously during life of a little ammonia solution will be followed by a port-wine congestion in surrounding parts, which does not take place in case of death. *Ripault Sign*, during life the circular shape of the pupil is influenced by external pressure only during its actual application. After life, however, external pressure is capable of permanently affecting the normal roundness of the pupillary aperture. **D. Trance**, trance that closely resembles death.

Debilitant (*de-bill'-it-ant*) [*debilitare*, to weaken]. 1. Weakening. 2. A medicine that weakens.

Debility (*de-bill'-it-e*). See *Asthenia*.

Débove's Membrane. See *Membrane*. **D. Method**. See *Treatment, Methods of*.

Debridement (*da-bréd'-mon(g)*) [Fr., *débridement*]. The enlarging of a gunshot wound or a hernia with the knife; the slitting of any constricting tissue or band.

Debrunner's Tests. See *Tests, Table of*.

Decacerous (*de-kas'-er-us*) [*deka*, ten; *képas*, horn]. In biology, having ten horn-like processes, tentacles or arms.

Decagram (*dek'-a-gram*) [*deka*, ten; *γράμμα*, a certain weight]. Ten grams or 154.32340 grains, or 353 ounce avoirdupois, or 0.3215 ounce troy. See *Metric System*.

Decagynous (*dek-aj'-in-us*) [*deka*, ten; *γυνή*, female]. In biology, with ten pistils.

Decalcification (*de-kal-sif-ik-a'-shun*) [*de* priv.; *calx*, lime; *facere*, to make]. The loss of the lime-constituent of bone in some cases of osteitis.

Decalcified Bone-Drain. A drainage-tube made of a decalcified chicken-bone.

Decalcify (*de-kal'-sif-i*) [*de* priv.; *calx*, lime; *facere*, to make]. To remove lime-salts from tissues previously to section-cutting for histologic examination. An acid is usually combined with a hardening agent to prevent swelling of the tissues. The best decalcifying fluids are Arsenious Acid, Chromic Acid, Hydrochloric Acid, Exner's Solution, Hydrochloric Acid and Glycerin, Nitric Acid, Nitric Acid and Chromic Acid, Picric Acid. See *Reagents and Stains, Table of*.

Decalcifying Fluid (*de-kal'-sif-i-inz flú'-id*). A solution used for the purpose of depriving tissue of its calcium salts. Chromic acid 1 gram, water 200 c.c., then add 2 c.c. nitric acid,—is commended.

Decaliter, Decalitre (*dek'-a-l-ter*) [*deka*, ten; *λίτρον*, a pound]. Ten liters, or 2½ imperial gallons, or 2.64 U. S. gallons. See *Metric System*.

Decalvant (*de-kal'-vant*) [*decalan*, depilatory]. Removing hair; depilatory; causing baldness.

Decamerous (*dek-am'-er-us*) [*deka*, ten; *μέρος*, a part]. In biology, ten-parted, as a flower.

Decameter, Decametre (*dek'-a-me-ter*) [*deka*, ten; *μέτρον*, a measure]. Ten meters or 393.7 English inches, or 32.8 feet. See *Metric System*.

De Candolle, Canal of. See *Canal*.

Decandrous (*dek-an'-drus*) [*deka*, ten; *άνήρ*, male]. In biology, having ten stamens.

Decane (*dek'-an*) [*deka*, ten], C₁₀H₂₂. A hydrocarbon of the paraffin series.

Decantation (*de-kan-tá'-shun*) [*de*, down; *cantu*, a side]. The operation of removing the supernatant fluid from a sediment. It may be poured off by means of a guiding-rod, or drawn off by means of a siphon.

Decapetalous (*dek-ap-el'-al-us*) [*deka*, ten; *πέταλον*, a leaf]. In biology, having ten petals.

Decaphyllous (*dek-af'-it-us*) [*deka*, ten; *φύλλον*, a leaf]. In biology, ten-leaved.

Decapitation (*de-kap-it-a'-shun*) [*de*, from; *caput*, head]. Division of the neck of the child in labor, when delivery and version are both impossible. This is sometimes called *decollation*.

Decapitator (*de-kap'-it-a-tor*) [*de*, from; *caput*, head]. An instrument used in performing decapitation.

Decapod (*dek'-a-pod*) [*deka*, ten; *πούς* (*πούς*), foot]. In biology, having ten feet, rays, or arms.

De Cassis' Operation. See *Operations, Table of*.

Decay (*de-ka'*) [*de*, down; *cadere*, to fall]. 1. Putrefactive change. 2. The ultimate catabolic state; decline of life, of health, or of any one or more functions.

Dece's Operations. See *Operations, Table of*.

Decentered Lens (*de-sen'-terd lenz*). 1. A lens thicker at one side than at the other. 2. A lens so mounted that the visual line does not pass through its center.

Decentration (*de-sen-trá'-shun*) [*d'*, from; *centrum*, a center]. Removal from a center.

Decephalization (*de-sef-al-iz-a'-shun*) [*de*, away from; *κεφαλή*, head]. In biology, applied to retrograde changes or simplification in the head parts.

Decerebrated (*de-ser'-e-brat-ed*) [*d'*, from; *cerebrum*, the brain]. Deprived of the cerebrum; said of birds and other animals that have been thus vivisected for observational study.

De Chaumont's Formula. A formula for determining the volume of pure air necessary to maintain a certain standard of purity in the atmosphere. It is as follows:

$$d = \frac{\epsilon}{p}; d = \text{the volume of air to be delivered per hour in cubic feet}; \epsilon = \text{the quantity of CO}_2 \text{ that each person is assumed to evolve per hour}; p = \text{the amount of impurity in a cubic foot of air.}$$

Decidua (*de-sid'-u-ah*) [*deciduius*, a falling off]. The membranous envelop of the ovum derived from the mother and cast off at birth with the placenta, etc.

D., Ovular. See *D. reflexa*. **D., Placental**. See *D. serotina*. **D. reflexa**, that part of the decidua growing about the ovum and enclosing it as a sac.

D. serotina, that part of the decidua vera upon which the ovum lies, and from which the placenta is subsequently formed. **D., Uterine**. See *D. vera*. **D. vera**, the thickened, vascular, spongy mucous membrane of the gravid uterus.

- Decidual** (*de-sid' u-uhl*) [*d. decidua*, a falling off]. Belonging to the decidua. **D. Cells**, a proliferation of young connective-tissue cells above the uterine glands, taking place after the ovum is impregnated, and producing an hypertrophy of the mucous membrane of the uterus. **D. Endometritis**. See *Endometritis*.
- Deciduoma** (*de-sid' u-uh-mah*) [*d. decidua*, a falling off; *ōma*, a tumor; see *D. decidua*]. An intra-uterine neoplasm, containing decidual tissue, and believed to arise from some hyperplasia of a retained portion of the decidua.
- Deciduous** (*de-sid' u-uh-s*) [*d. away, from*; *id. v.*, to fall]. In biology, falling off. Applied to leaves that fall in autumn, and to the calyx and corolla when they fall on bearing the fruit develops. In dental anatomy, applied to the milk-teeth or temporary teeth. **D. Skin**. See *Acute Dermatitis*. **D. Teeth**, the temporary teeth or milk-teeth are so called because, after subserving the purposes of early childhood, they are removed by an operation of the economy, to give place to others of a larger size and of a more solid texture. See *Teeth*, *Temporary*.
- Decigram** (*de-sid' u-uh-gram*) [*d. decimus*, tenth; *gramma*, gram]. One-tenth of a gram or 1.54 grains troy. See *Metric System*.
- Deciliter** (*de-sid' u-uh-liter*) [*d. decimus*, tenth; *litra*, liter]. One-tenth of a liter, or 3.52 English fluidounces or 3.38 U. S. fluidounces. See *Metric System*.
- Decimeter** (*de-sid' u-uh-m-ter*) [*d. decimus*, tenth; *metron*, a measure]. One-tenth of a meter, or 3.937 inches. See *Metric System*.
- Decinormal** (*de-sid' u-uh-norm-ah*) [*d. decimus*, tenth; *norma*, normal]. Having one-tenth the strength of the normal solution.
- Deck Plug** (*dek' pluh*). A short wooden cylinder that may be of various sizes, used by ship-builders, and employed in pathologic laboratories for making paper-boxes in which the specimens may be embedded. A strip of thin paper is wound around the plug and held in place by a rubber band, sufficient paper projecting above to form a cylindrical box with a wooden bottom.
- Declinate** (*de-kl' in-ah-t*) [*de*, down; *clinare*, to bend]. In biology, bent downward.
- Declination** (*de-kl' in-ah-shun*) [*declinare*, to decline]. The dip of the magnetic needle.
- Declinator** (*de-kl' in-ah-tor*) [*declinare*, to decline]. An instrument for keeping the dura out of harm's way during the act of trephining.
- Decline** (*de-kl' in-ah*) [*declinare*, to bend]. A marked deterioration; weakness of the body; an enfeebling chronic state of disease; the decreasing stage, as of a fever. Also a popular term for *Pulmonary tuberculosis*.
- Declivis cerebelli** (*de-kl' iv-iss-er-eh-bell' i*) [L.]. The sloping posterior aspect of the monticulus of the cerebellum.
- Decoction** (*de-ko' kshun*) [*d. coquere*, to boil down]. A decoction, or tea. In pharmacy, a liquid preparation obtained by boiling vegetable substances in water. There are two official *d. s.*, besides one in the national formulary, and twelve in the British pharmacopoeia.
- Decoctum** (*de-ko' ksh-um*) [L.; *d. Decocta*]. A decoction.
- Decollated** (*de-ko' lah-ted*) [*d. away, from*; *collum*, neck]. In dentistry, applied to any jaw shells the necks of which have been lost; *decollated*.
- Decoliation** (*de-ko' lah-shun*). See *Decoliation*.
- Decollation** (*de-ko' lah-shun*) [*d. collum*, neck]. An instrument used in parturition for dilating the fetus.
- Decoloration** (*de-ko' loh-rah-shun*) [*d. away, from*; *color*, of color]. The operation of discharging the color of an organic substance, usually by bleaching or by filtration through animal charcoal.
- Decolorize** (*de-ku' loh-or-ize*) [*d. colorare*, to deprive of color]. To remove the excess of coloring-matter from stained histologic preparations, for purposes of differentiation.
- Decomposition** (*de-kom-po-zish' un*) [*decomponere*, to decompose]. The separation of the component principles of a body, either by chemic analysis or by putrefactive fermentation.
- Decompound** (*de-kom' pound*) [*de*, away, from; *compositus*, compound]. In biology, many times compound, as certain leaves.
- Decongestive** (*de-kon-jest' tiv*) [*de*, from; *congerere*, to bring together]. Relieving congestion.
- Decortication** (*de-kor' tik-ah-shun*) [*de*, from; *cortex*, the bark]. 1. The operation of removing or stripping the bark or husk of a plant. 2. The stripping off of portions of the cortical substance of the brain from the summits of the gyri. This lesion is often witnessed in post-mortem examinations of the brain after death from parietic dementia, and is partly due to the abnormal adhesion of the gray matter to the meninges.
- Decrepit** (*de-krep' it*) [*decrepitus*, old]. Broken down with age.
- Decrepitation** (*de-krep' it-ah-shun*) [*decrepitare*, to crackle]. The crackling noise made by certain crystalline bodies when their water of crystallization is driven off by heat. It is caused by the conversion of the imprisoned water into steam.
- Decrepitude** (*de-krep' it-ud*) [*decrepitus*, decrepit]. The state of being decrepit; senility; the feebleness of old age.
- Decrescent** (*de-kres' ent*) [*decrescere*, to decrease]. In biology, gradually tapering or diminishing from below upward.
- Decubitus** (*de-ku' bit-us*) [*decumbere*, to lie down]. A term denoting a recumbent or horizontal position. Also, the position of a sick person while in bed. **D.**, **Acute**, a form of bed-sore, sometimes seen in connection with cerebral lesions.
- Decumbent** (*de-kum' bent*) [*de*, down; *cumbere*, to lie]. In biology, bent to one side; reclining.
- Decurrent** (*de-ku' rent*) [*de*, down; *currere*, to run]. In biology, applied to leaves that are prolonged down the side of the stem below the point of their insertion.
- Decussate** (*de-kus' at*) [*decussatus*, cross]. In biology, arranged in pairs that successively cross each other. To intersect. A term applied to nerve-fibers and to muscle fibers that interlace.
- Decussatio** (*de-kus' ah-she-o*) [L.]. A crossing. **D. pontinalis**, in the pons, a decussation of tegmental fibers from the thalamus.
- Decussation** (*de-kus' ah-shun*) [*decussatio*, a crossing]. A chiasma or X-shaped crossing, especially of nerves, or of nerve-filaments. The principal decussations are that of the *optic nerve*, and that of the *pyramids*; i. e., of the anterior pyramids of the oblongata.
- Decussorium** (*de-ku' ah-re-um*) [L.]. An instrument for depressing the dura after the operation of trephining, so as to facilitate the removal of pus, blood, or abnormal effusions.
- Dedentition** (*de-den' tish' un*) [*d.*, down; *dens*, a tooth]. The shedding of the teeth, especially the milk-teeth.
- Dedolation** (*de-doh' lah-shun*) [*dedolatio*, a hewing off]. The removal of a slice by cutting; a wound by which a part is cut off.
- Deduplication** (*de-du' plik-ah-shun*) [*deduplicare*, to divide in two]. In biology, the same as *Chorisis*, *q. v.*
- Deelinæ Oleum**. A highly refined petroleum oil manu-

- factured on the Dee River. It is said to be valuable as a local application in eczema, etc. Unof.
- Deemetinize** (*de-em-et-in-iz*). To deprive ipecacuanha of its emetic principle, emetin.
- Deep** (*dep*) [M.E., *depe*]. Not superficial; not situated near the surface. See *Profundus*. **D. Reflexes**. See *Reflexes, Table of*. **D. Water**, water obtained from a porous substance beneath the first impervious stratum.
- Deer-berry** (*der'-ber-e*). A popular name for *Gaultheria procumbens*.
- Defatigatio** (*de-fat-ig-a'-she-o*) [L.]. Over-fatigue; overstrain, as of the heart-muscle. **D. mentis**, brain-fag.
- Defecation** (*def-ek-a'-shun*) [*defecare*, to separate from the dregs]. The evacuation of the bowels, or discharge of feces.
- Defect** (*de-fect'*) [*defectus*, a failure]. A lack or failure; absence of any part or organ; absence or failure of a normal function.
- Defemination** (*de-fem-in-a'-shun*). See *Eviseration*.
- Defensive Proteids**. Hankin's name for those substances formed in the bodies of animals that render them immune to certain diseases. See also *Sozin*, *Phylaxin*, *Mycosozin*, *Toxosozin*, *Mycophylaxin*, *Toxophylaxin*, *Alexin*.
- Deferent** (*def'-er-ent*) [*deferens*, carrying away]. Carrying away or down; efferent. See *Vas*.
- Deferentitis** (*def-er-en-tit'-tis*) [*deferens*, carrying away; *itis*, inflammation]. Inflammation of a vas deferens.
- Defervescence** (*de-fer-ves'-ens*) [*defervescere*, to cease boiling]. A term applied to periods during the course of fevers in which the temperature falls.
- Defibrillation** (*de-fi-bril-a'-shun*) [*de*, from; *fibrilla*, a small fiber]. The tearing of the brain-substance in the direction of the least resistance, in order to make cleavage-preparations.
- Defibrination** (*de-fi-brin-a'-shun*) [*de*, from; *fibra*, a fiber]. The removal of fibrin from blood or lymph.
- Definition** (*def-in-ish'-un*) [*definitio*; *definire*, to bound by limits]. In optics, the power of an object-glass to show clear outlines of area or structure, free from aberration or distortion.
- Defixus** (*de-fiks'-us*) [*defigere*, to fasten]. Impotent; sexually powerless; an old term based upon the idea of a spell wrought by an enemy being the cause of the condition indicated.
- Deflagration** (*def-lag-ra'-shun*) [*deflagrare*, to be consumed]. A sudden, violent combustion, such as accompanies the oxidation of certain inorganic substances by mixing with an easily decomposing salt, such as the alkaline chlorates and nitrates.
- Deflex** (*de-fleks'*) [*dellexus*, to turn aside]. In biology, to bend down.
- Deflorate** (*de-flo'-rat*) [*defloratus*, to deprive of flowers]. In biology, said of a plant or anther that has lost its pollen or flowers, or is past the flowering state.
- Defloration** (*def-lo-ra'-shun*) [*de*, from; *flora*, a flower]. On the part of the female the first sexual connection effected by consent, not by rape. The loss of those marks or features that indicate virginity, as rupture of the hymen.
- Defluvium capillorum** (*de-flut'-ve-um kap-il-or'-um*). Synonym of *Alopecia simplex*.
- Defluxion** (*de-fluk'-shun*) [*defluxio*; *de*, down; *fluere*, to flow]. 1. A catarrh; a descent of the humors or secretions. 2. A rapid falling, as of the hair or eyebrows.
- Defœdatio unguium** (*de-fe-da'-she-o un'-gwe-um*) [L., "Fouling of the nails"]. Excessive thickness, with foul appearance of the nails, which often become partly detached from the matrix.
- Defoliate** (*de-fol'-le-at*) [*de* priv.; *folium*, a leaf]. To destroy the leaves of a plant, or to cause them to drop off.
- Deforestation** (*de-for-es-ta'-shun*) [*de*, down; *foresta*, a forest]. The stripping of a country or district of its forests, a process that has a direct influence upon the public health for good or for evil.
- Deformation** (*de-for-ma'-shun*) [*deformare*, to disfigure or distort]. A process by which the body or any of its parts acquires an abnormal shape.
- Deformity** (*de-form'-it-e*) [*deformatus*, a deformity]. Abnormal shape or structure of a body or any part. **D., Anterior**. See *Lordosis*.
- Defunctionalization** (*de-funk-shun-al-iz-a'-shun*). Failure or deprival of a function.
- Degasify** (*de-gaz'-if-i*) [*de* priv.; *gas*]. To expel from wood, coal-tar or other substance all moisture and gaseous material, by means of the application of heat.
- Degener's Test**. See *Tests, Table of*.
- Degeneration** (*de-jen-er-a'-shun*) [*degenerare*, to differ from ancestors]. Deterioration, degradation, or retrogression of the molecular or cellular structure of a tissue, organ, or cell, so that it can no longer maintain its function; passage from an anastate to a catastate, or from one catastate to a lower one. **Atrophy** is a form of degeneration. **D., Amyloid** or **D., Albuminoid**, now regarded as an infiltration from without, and not as a degeneration of the proper cells and fibers. See *Albuminoid Disease*. **D., Ascending**, that which takes place in centripetal fibers after a destructive lesion of the spinal cord. **D., Atheromatous**. See *Endarteritis, Chronic*. **D., Black**. Synonym of *Melanosis* and of *Anthracosis*. **D., Calcareous**, the deposition of insoluble compounds of calcium and magnesium within the tissues. **Caseation**. See *Caseation*. **Cloudy Swelling**. See *Cloudy Swelling*. **D., Colloid**, akin to mucoid, the disorganized material becoming of a structureless, semi-solid, jelly-like consistency. **D., Descending**, that which takes place in the centrifugal fibers of the cord after a destructive lesion between the central cortex and the anterior nerve-roots. **D., Fatty**, the conversion of the proteids of a cell or fiber into oil. **D., Fibroid**, the substitution of fibrous for a higher grade of tissue. **D., Glassy**, the halo-granular change of the heart-muscle seen in fevers. **D., Gray**, in nervous tissue a degeneration due to chronic inflammation, and characterized by the production of a gray color. **D., Hyaline**, the disorganized tissue becomes shining and translucent. **D., Hydropic**, a form of degeneration in which the degenerating cells imbibe large quantities of water. **D., Lardaceous**. See *Albuminoid Disease*. **D., Mucoid**, hyper-secretion followed by disorganization of the mucus-cells. **D., Reaction of**. See *Reaction of Degeneration*. **D., Senile**, the widely disseminated degenerative changes, largely fibroid in character, that mark old age. **D., System**, degeneration of a system of fibers, in contradistinction to insular or scattered degeneration. **D., Waxy**. See *Albuminoid Disease*. **D., Zenker's**. Same as *D., Glassy*.
- Deglutable** (*deg-lut'-a-ble*) [*deglutitio*, a swallowing; M.E., *able*, capable]. Capable of swallowing, or of being swallowed.
- Deglutitio impedita** (*de-glu-tish'-e-o im-pe-dit'-tah*). Synonym of *Dysphagia*.
- Deglutition** (*deg-lu-tish'-un*) [*deglutitio*, a swallowing]. The act of swallowing.
- Degmus** (*deg'-mus*) [*δύμως*, a sting; pain]. A gnawing pain in the stomach.
- Degradation** (*deg-rad-a'-shun*) [*degradatio*, a descent by steps]. Gradual physiologic and histologic change for the worse; degeneration; retrograde metamorphosis.

Degras (*de'gras*). See *Leather*.

Degrease (*de'grés'*) [*Fr., degreaser*]. To remove fat, as from bones in the preparation of skeletons.

Degreasing (*de'grés'ing*) [*Fr., degreasser*]. Removing the fat, as from bones.

Degree (*de'gré'*) [*Fr., from; g'ra (a step)*]. Position in a graded series; quality. The units or intervals of thermometric scales. Also, a charter or testimonial of qualification granted by a medical or other college. In trigonometry, the $\frac{1}{360}$ part of the arc of a circle.

Degut (*de'gut*) [*Russ.*]. Birch oil or tar. See *Birch*.

Dehio's Method. A method of outlining the stomach. About a quart of water is introduced in separate quantities of a half pint each, and after the ingestion of each portion, the lower or scientific limit of flatness against the tympanic transverse colon is outlined. The normal stomach with this additional weight will not pass reach the level of the umbilicus, while in case of dilatation its descent will be rapid and considerable.

Dehiscence (*de'hís'sen*) [*Fr., out; h'isere, to gape*]. In biology, to split open. Applied to the splitting open of arteries to shed their pollen, of antheridia to set free their antherozoids, of sporangia to shed their spores, of certain fruits to shed their seeds, etc.

Dehiscence (*de'hís'sen*) [*Fr., out; h'isere, to gape or yawn*]. In biology, the act of dehiscing or splitting open.

Dehorn [*Fr., away from; ME., horn*]. To deprive cattle of their horns.

Dehumanization (*de'hú-mán-i-zá-shun*) [*de, from; humanus, human*]. 1. The loss of the proper characteristics of humanity, either by insane persons, or by declassed criminals. 2. The supposed loss of some quality pertaining to the human species; as in the alleged *dehumanization* of vaccine virus.

Dehydration (*de'hú-drá-shun*) [*Fr., away from; idrap (to dry), wat(r)*]. The necessary removal of water from microscopic preparations previously to clearing and mounting in balsum. Absolute alcohol is generally best; xylol is used in special cases in which alcohol is inadvisable. 70 per cent. alcohol will answer if xylol or cedar oil be used as the clearing-agent, and xylol always be used with celloidin sections. It is also called *Anhydriation*.

Deiters' Cells. Certain cellular structures between the outer hair cells of the organ of Corti. Also certain non-ciliated cells at the intersection of the fibers of the white substance of nerves. Deiters' Cells (spider-cells) are also found in the neuroglia, especially in that of the cerebellum. **D. Nucleus**, a nucleus lying near the direct sensory cerebellar tract of the medulla oblongata. Its function is unknown. See *Nucleus mesencephalicus*. **D. Process**, the process of a nerve-cell, that goes to form an axis cylinder.

Dejection (*de'jé-shun*) [*Fr., de, down; jecere, to defecate*]. The discharge of fecal or other excrementitious matters; the matter so discharged. Also, a state of depression.

Dejections (*de'jé-shun*) [*Fr., de, down; jecere, to defecate*].

Dekagram (*de'kagram*). See *Decagram*.

Dekaliter (*de'kaliter*). See *Decaliter*.

Dekameter (*de'kameter*). See *Decameter*.

Del Toro's Operation. See *Operation, Table of*.

Delafield's Hematoxylin. See *Hematoxylin and Stains*.

Delagarde's Operation. See *Operations, Table of*.

Delamination (*de-lá-mí-ná-shun*) [*Fr., away; lami(n)er, a thinning*]. In biology, applied to the splitting of the leaf into two layers.

DeLa Rue's Method. A method of preparing carminic acid. It is first dissolved in boiling water. Precipitate the extract with potassium acetate slightly acidulated

with acetic acid, care being taken not to add an excess of the lead. Wash the precipitate with distilled water until the wash-water ceases to give a precipitate with mercuric chlorid; then decompose it with hydrogen sulphid; filter, evaporate the filtrate to a syrupy consistence on a water bath, and dry; extract the dark-purple product with alcohol, which dissolves out the carminic acid. See *Stains, Table of*.

Delayed Symptoms. A term used as a synonym of *Shock, Deferred, q. v.*

Deleterious (*de-le-té-ri-ous*) [*Gr., δηλητηριος, hurtful*]. Hurtful, injurious.

Delifs' Tests. See *Tests, Table of*.

Delhi Boil (*del'he boil*). See *Furunculus orientalis*.

Delicate (*de-lí-ik-at*) [*delicatus, delicate*]. Of a refined constitution. Feeble. In a condition of poor health.

Deligation (*de-lí-gá-shun*) [*deligatio, a binding*]. Ligation, as of an artery; bandaging, as of a wound.

De Lignerolle's Operation. See *Operations, Table of*.

Deliquescence (*de-lík-wés'ens*) [*deliquescere, to melt away*]. The breaking down as a result of the absorption of water from the atmosphere, characteristic of certain substances. Such substances are said to be *hygroscopic*.

Deliquescent (*de-lík-wés'ent*) [*deliquescere, to melt away*]. In biology, dissolving; applied to a stem that divides into branches.

Deliquium (*de-lík-wé-um*) [*L.*]. An absence. **D. animi**. 1. Failure of the mind; mental decay; melancholy; lowness of the spirits. 2. Syncope or fainting.

Delirament (*de-lí-rá-m-ent*) [*deliramentum, delirium*]. Delirium.

Deliration (*de-lí-rá-shun*) [*Deliratio, delirium*]. Delirium.

Deliriant (*de-lí-rá-ent*) [*de, out of; lira, the furrow*].

An agent that acts on the brain, so as to disorder the mental faculties and produce confusion of will-power.

Delirifacient (*de-lí-rá-fá-shé-ent*) [*delirium, delirium; facere, to make*]. Producing delirium.

Delirious (*de-lí-ré-us*) [*delirus, mad, raving*]. Affected with delirium; wandering in mind.

Delirium (*de-lí-ré-um*) [*delirium, madness*]. A disturbance of the cerebral functions manifested by impaired action of the nerve-centers, characterized by hallucinations, an incoherence of speech, a staggering gait, etc. **D., Alcoholic**. See *D. tremens*. **D. ambitiosum**, a condition of boastfulness that is sometimes manifest in the course of parietic dementia. **D. cordis**, a peculiar condition of the myocardium resulting when chloroform vapor is administered above a certain point of concentration. The myocardium fails to contract and rapidly becomes insensitive to stimulation, being thrown only into fibrillary contraction. A heart once so dilated beyond the point of its ability to re-contrast never recovers, and death results.

D. ebrositatis. See *D. tremens*. **D., Febrile**, the delirium of fever. **D. furibundum**, acute mania. **D. of Grandeur**, delirium ambitiosum. **D. musitans**, low, muttering delirium. **D. nervosum**, the delirium following severe surgical operations, or injuries. **D. paliginosticum**, that in which the patient asserts that he has been before in a place to which he has come for the first time. **D. persecu-**

tionis, that in which the patient imagines himself the object of persecution. **D. potatorum**, synonym of *D. tremens*. **D., Senile**, the delirium of old age; dotage. **D., Toxic**, the delirium caused by poisons. **D. tremens**, the delirium arising from alcoholic poisoning, and usually following some acute sickness, overwork, or the shock consequent upon an injury or surgical operation. It is characterized by constant

- tremor, great exhaustion, distressing illusions and hallucinations. **D. vigilans.** See *D. tremens*.
- Delitescence** (*del-it-es'-ens*) [*delitescere*, to lie hid]. The sudden disappearance of inflammation by resolution. Also, the period of incubation of the virus of contagious diseases, such as smallpox, etc.
- Delivery** (*de-liv'-er-e*) [Fr., *délivrer*; *deliberare*, to set free]. Parturition, childbirth. **D., Post-mortem**, the birth of a fetus after the death of the mother, from an accumulation of gases in the uterine cavity.
- Delomorphous** (*del-o-mor'-fus*) [*δηλος*, conspicuous; *μορφή*, form]. With open or conspicuous form. **D. Cells of Rollet**, collections of large, oval, or angular, well-defined, granular, reticulated, nucleated cells, between the membrana propria and the adelomorphous cells of the fundus glands of the gastric mucous membrane. They are called, also, **Parietal Cells of Heidenhain**, or **Oxyntic Cells of Langley**. The secretory part of the tubes is lined by cells called **Adelomorphous, Central, or Principal Cells**.
- Delore's Operation.** See *Operations, Table of*.
- Delpech's Operations.** See *Operations, Table of*.
- Delphin** (*del'-fin*). Same as *Delphinin*.
- Delphini Oleum** (*del-fi'-ni ol'-e-um*) [L.]. The oil of the common porpoise, *Phocaena communis*. It is said to have all the medicinal virtues of cod-liver oil, without the disagreeable qualities of the latter.
- Delphinin** (*del'-fin-in*) [*δέλφινον*, larkspur], $C_{24}H_{35}NO_2$. A poisonous alkaloid from *Staphisagria*. See *Staphisagria*.
- Delphinium** (*del-fin'-e-um*). See *Staphisagria*.
- Delphinoidin** (*del-fin-oid'-in*) [*δέλφινον*, larkspur; *είδος*, like]. An amorphous alkaloid derived from *Stavesacre*.
- Delphisin** (*del'-fis-in*) [*δέλφινον*, larkspur], $C_{31}H_{46}N_2O_8$. An alkaloid of *Stavesacre* occurring in crystalline tufts.
- Delta** (*del'-tah*) [*δέλτα*, the fourth letter of the Greek alphabet]. The vulva, from its triangular shape. **D. mesoscapulæ**, the triangular area at the root of the spine of the scapula.
- Deltidium** (*del-tid'-e-um*) [the Greek letter Δ, *δέλτα*]. In biology, applied to the triangular space on a brachiopod shell, between the beak and the hinge.
- Deltoid** (*del'-toid*) [*delta*, the Greek letter Δ; *είδος*, likeness]. Having the shape of a delta, or a triangular form, as the **D. Muscle**. See *Muscles, Table of*.
- Delusion** (*de-lu'-shun*) [*de*, from; *lusus*, play]. A false judgment of objective things, as distinguished from illusion and hallucination. It is the result of an abnormal condition of the brain. A delusion may be systematized or unsystematized, the former being the more serious and met with in the chronically insane.
- Delusional** (*de-lu'-shun-al*) [*deludere*, to delude]. Of the nature of a delusion; characterized by delusions. **D. Stupor.** See *Insanity, Confusional*.
- Demarcation** (*de-mark-al'-shun*) [*demarcare*, to set the bounds of]. A line of separation, as between gangrenous and healthy tissue.
- Demarquay's Operation.** See *Operations, Table of*.
- Demembration** (*de-mem-brat'-shun*) [*dembrare*, to deprive of a limb or limbs]. The cutting off of a member; amputation; castration.
- Dement** (*de'-ment*) [*demens*, insane]. An insane person; one who is demented.
- Dementia** (*de-men'-she-ah*) [*de*, out of; *mens*, the mind]. A mild form of insanity marked by imperfect conception, illogical sequence of expression, loss of reflection, and impaired perception. There is partial loss of self-control and self-respect. Dementia is often a final stage of other forms of insanity. It is described under the various forms of *secondary, senile, organic, and alcoholic*. There is a general atrophy of the brain-substance, with a compensatory thickening of the brain membranes, and an increase of the fluid of the brain and of the neuroglia.
- Demersal, or Demersed** (*de-mer'-sal, or de-merst'*) [*demersus*, plunge into]. In biology, growing beneath the surface of water, as the eggs of the catfish.
- Demi-** (*dem'-e-*). A Latin prefix denoting one-half.
- Demilune Cells** (*de-mi'-e-lun setz*) [*demitia*, half; *luna*, moon]. See *Cell. D. C. of Adamkiewicz*. A peculiar form of nerve-corpuscle lying below the neurolemma of medullated nerve-fibers; it is stained yellow by safranin. **D. C. of Heidenhain**, half-moon shaped bodies lying between the cells and the membrana propria of the alveolus in the salivary glands.
- Demimonstrosity** (*dem-e-mon-stros'-it-e*) [*demí*, half; *monstrosus*, monstrous]. A variety of congenital deformity that does not give rise to appreciable disorder of function.
- Demme, Bacillus and Micrococcus of.** See *Bacteria, Synonymatic Table of*.
- Demnia** (*dem'-ne-ah*) [*δεινωον*, a bed]. In biology, the subgenital cavities found in the *Disomidae*; they are also called respiratory cavities, genital cavities, umbrella-cavities of the reproductive organs; *infundibula subgenitalia*.
- Demodex** (*dem'-o-deks*) [*δημός*, fat; *δῆξ*, an insect]. A genus of parasitic insects. **D. folliculorum**, a minute parasite found in the sebaceous follicles, particularly of the face. It probably does not produce any symptoms, though in large numbers it may produce acne. See *Comedo*, also *Parasites (Animal), Table of*.
- Demography** (*de-mog'-ra-fee*) [*δημος*, the people; *γραφειν*, to write]. The science of peoples collectively considered; social science, including that of vital statistics and the consideration of various questions of state medicine.
- De Moivre's Hypothesis.** An hypothesis that the decrements of population are in arithmetic proportion, and that of every 86 persons born, one dies uniformly every year until all are extinct.
- Demonolatry** (*de-mon-ol'-at-re*) [*δαίμων*, a demon; *λατρεια*, worship]. Insane or delusional worship of devils; the morbid assumption of the character of a witch.
- Demonomania** (*de-mo-no-mal'-ne-ah*) [*δαίμων*, a devil; *μανια*, madness]. A form of madness in which a person imagines himself possessed of a devil.
- Demonomaniac** (*de-mo-no-mal'-ne-ak*) [*δαίμων*, a devil; *μανια*, madness]. One who suffers with demonomania.
- Demonopathy** (*de-mon-op'-a-the*) [*δαίμων*, a demon; *πάθος*, disease]. Same as *Demonomania*.
- Demonstrator** (*dem'-on-strat-or*) [*demonstrare*, to show]. One who instructs in the practical application of the arts and sciences.
- De Morgan's Operation.** See *Operations, Table of*.
- Demours, Membrane of.** See *Descemet's Membrane*.
- Demulcent** (*de-mul'-sent*) [*demulcere*, to smooth]. 1. Soothing; locally softening and lenitive. 2. Any substance that protects the mucous membranes. It is generally of a mucilaginous nature.
- Demutization** (*de-mu-tiz-al'-shun*) [*de*, not; *mutus*, dumb]. The education of deaf-mutes to speak and to understand spoken language by the movement of the lips, signs, etc.
- Denan's Operation.** See *Operations, Table of*.
- Denarcotized** (*de-nar'-ko-tiz-d*) [*de*, priv.; *ναρκωτικός*, narcotic]. Having the narcotin removed, as opium.
- Dendritic, or Dendroid** (*den-drit'-ik, or den'-droid*) [*δενδροειτής*; *δενδρονειδής*; *δένδρον*, a tree]. Tree-like or arborescent. The arrangement of the structures that make up the *arbor vitæ* of the cerebellum, or that of the uterus, is dendritic.

Dendrocelus (*den-dro-se' lus*) [*δένδρον*, a tree; *κόλιον*, belly]. In biology, having a branched intestine.

Dendrodentine (*den-dro-dent' in*) [*δένδρον*, a tree; *dentine*, tooth-tissue]. In biology, a tooth tissue formed by the blending of the dentine, enamel, and cement of many teeth.

Dendrostyle (*den-dro-stal'*) [*δένδρον*, tree; *στύλος*, pillar]. In biology, Huxley's term for the stalk of the hydroid stage of certain hydrozoans.

Denecke, Spirillum of. See *Bacteria*.

Dengue (*den-gé', i*) [West Ind.]. A zymotic disease somewhat resembling remittent fever, but much more severe. It is characterized by racking pain in the head and eyeballs, pain in the back and knees, arthralgia, catarrhal inflammation of those mucous surfaces that are exposed to the air, swollen salivary glands and measles eruptions. Cf. *Bacteria, Synonymic Table of*.

Denidation (*den-id' shun*) [*de priv.*; *nidus*, a nest]. During involution after pregnancy, the process of disintegration and casting off of the superficial portion of the uterine mucosa.

Denis's Plasmin. A precipitate of uncoagulated blood with sodic sulphate, and treated with sodic chlorid.

Denneth's System. See *Treatment, Methods of*.

Dennis's Operation. See *Operations, Table of*.

Denonvillier's Operation. See *Operations, Table of*.

De novo (*de no' vó*) [L.]. Anew.

Dens (*denz*) [L.; *pl.*, *Dentes*]. A tooth. See *Teeth*.

Density (*den-sít' e*) [*densitas*, thickness]. Closeness; compactness. In electro-therapeutics, the amount of electricity accumulated on a unit of surface.

Dent (*denz*) [Fr.]. A tooth.

Dentagra (*den-tá-grah*) [*denz*, a tooth; *ἀγρα*, a seizure]. 1. The *Denticaps*, an instrument for extracting teeth; a tooth-forceps. 2. The term is also applied to tooth-ache.

Dental (*den-tal'*) [*dens*, a tooth; *gen.*, *Dentis*]. Pertaining to the teeth. **D. Apparatus**, the teeth, together with the alveoli in which they are implanted, and the jaws; also a set of artificial teeth. The instruments and appliances employed in dental operations are likewise so termed. **D. Arches**, arcades dentaires. The arches formed by the teeth when arranged in their sockets in the alveolar borders, or the arch formed by the alveolar process of each jaw. **D. Arteries**, the arteries supplying the teeth. See *Arteries, Table of*. **D. Atrophy**, atrophadentals. See *Atrophy of the Teeth*. **D. Bone**, dentine. The osseous part of a tooth. **D. Canals**, the canals that perforate the alveoli, and give passage to the blood vessels and nerves that enter the teeth at the extremities of their roots. See *Canal*. **D. Caries**, caries of the teeth. **D. Cavity**, *cavitas pulpe*; *cavum dentis*; *antrum dentale*. The pulp-cavity. The cavity occupied by the dental pulp in the interior of a tooth. Its shape resembles that of the tooth; it is larger in young persons than in old, and when the teeth suffer great loss of substance, either from mechanical or spontaneous causes, it sometimes becomes completely obliterated. See *Lesion of the Teeth*. **D. Engine**, a machine first introduced in 1870, but since greatly improved, and which has almost wholly superseded the use of hand-burs and drills. It is operated like a dental chair, and possesses a flexible cable, or an adjustable arm, and a spindle, which afford great facility of movement and rotation. By means of attachments to the spindle, operations can be operated at a right angle with the shaft, or an acute angle, or with a backward inclination of nearly forty-five degrees. Burs, or cutters, that are also adapted to these dental engines. **D. Excavator**, an instrument employed for the removal of the decayed portion of a tooth, preparatory to the operation of filling. **D. Exostosis.** See

Exostosis of the Teeth. **D. File**, a file manufactured for operations on the teeth. See *File, Dental*. **D. Forceps.** See *Forceps for Extracting Teeth*. **D. Glands.** See *Gland*. **D. Groove**, a furrow on the lower border of the upper jaw early in fetal life, in which the teeth are developed. **D. Laboratory**, a room or place where the operations connected with mechanical dentistry are performed. **D. Necrosis**, odontonecrosis. See *Necrosis of the Teeth*. **D. Neuralgia**, a form of neuralgia the immediate exciting cause of which is owing to some disease of the dental pulp. See *Odontalgia*. **D. Organism**, the organism of the teeth; the organic structure of these organs; the vital forces that govern them. **D. Orthopedia**, the art of correcting deformity occasioned by irregularity of the teeth, or other causes. See *Irregularity of the Teeth*. **D. Pathology**, considers the causes and different forms of the various diseases to which the teeth are liable. **D. Periostitis**, *periostitis dentium*. Inflammation of the dental periosteum or periodontal membrane. See *Odontalgia*, and *Periodontitis*. **D. Pulp**, a soft, vascular, and highly sensitive substance, of a reddish-gray color, occupying the cavity of a living tooth. It also constitutes the rudiment of a tooth. The dental pulp is the principal blood-supply and nerve-supply of the dentine. **D. Pulp, Destruction of**; there are two methods of destroying the pulp; one by an operation, such as the use of a barbed brooch; the other by the application of some devitalizing agent, as arsenious acid. **D. Ridges**, the projecting borders of the primitive dental groove. **D. Sac**, the sac that encloses the developing tooth in the embryo. **D. Surgeon** (*chirurgien dentiste*), surgeon-dentist, one who devotes himself to the study and treatment of the diseases of the teeth, and their connections, and the adoption of substitutes for them when, by age, accident or disease, they are lost. **D. Therapeutics**, considers the methods and medicaments used in the treatment of diseases of the teeth. **D. tubuli**, the tubes occurring in the structure of the dentine.

Dentalgia (*den-tal' je-ah*) [*dens*, tooth; *ἀλγος*, pain]. Tooth-ache.

Dentalis lapis (*den-tal' tis la' pis*) [L.]. Salivary calculus; tartar of the teeth.

Dentaphone (*den-taf-ón*) [*dens*, tooth; *φωνή*, sound]. A modification of the audiphone, *q. v.*, by means of which the sound-waves are transmitted through the bones of the head to the auditory apparatus.

Dentarpaga (*den-tar' pa-gah*) [*dens*, tooth; *ἀρπάγη*, hook]. An instrument for the extraction of teeth.

Dentate (*den-tat'*) [*dens*, a tooth]. In biology, applied to leaves, wings, or other flattened organs that have their margins provided with acute teeth that point directly outward from the margin.

Dentatum (*den-tat' tum*) [L.]. The dentate nucleus of the cerebellum. **D. olivæ.** See *Dentoliva*.

Dentes (*den-téz*) [L., the plural of *dens*]. Teeth. See *Teeth*. **D. acuti**, the incisor teeth. **D. adulti**, the teeth of second dentition. **D. adversi**, the incisor teeth. **D. angulares**, the canine or cuspid teeth, so called, probably, because they are situated at the angles of the alveolar arch, at the corners of the mouth, or from the angular shape of their crowns. **D. bicuspídati**, bicuspídat teeth. **D. canini**, the cuspid or canine teeth; so called from their resemblance to the teeth of a dog. **D. cariosi**, carious teeth. **D. columellares**, the molar teeth. **D. cuspidati**, cuspid teeth. **D. exserti** [*exsertere*, to thrust out], teeth that project or are in front of the dental arch, but applied more particularly to the cuspidati. **D. incisores**, incisor teeth. **D. lactei**, the milk, temporary, or deciduous teeth. See *Deciduous Teeth*. **D. molares**,

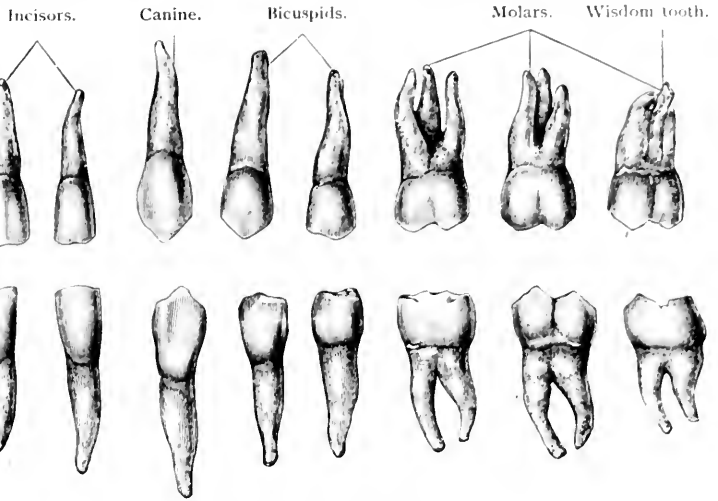
molar teeth. **D. primores**, the incisor teeth; so called because they occupy the front or anterior part of the dental arch. **D. sapientiæ**, the wisdom-teeth. A name given to the third molar tooth of each half of the jaws. **D. tomici** [*tomicus*, cutting], the incisor teeth.

Denticulate (*den-tik'-u-lat*) [*denticulus*, a small tooth]. In biology, having minute dentations. Furnished with small teeth.

Denticulus (*den-tik'-u-lus*) [L.]. A little tooth.

Dentier (*den(g)-te-a'*) [Fr.]. A French word signifying a base of metal, ivory or any other substance, employed as a support or attachment for artificial teeth. The term is also sometimes applied to a set of artificial teeth.

Dentification (*den-tif-ik-a'-shun*) [*dens*, a tooth; *facere*, to make]. The formation of teeth.



THE TEETH OF AN ADULT.

The top section of illustration is the upper set, and the bottom is the lower set.

Dentistry (*den-tis-tre*) [*dens*, a tooth]. Odontotechny; odontiatry; odontotherapia; dental surgery, embracing everything pertaining to the treatment and replacement of the loss of the natural teeth.

Dentitio (*den-tish'-e-o*) [L.]. Dentition.

Dentition (*den-tish'-un*) [*dens*, a tooth]. The cutting or first appearance of the teeth in infancy. Also, the arrangement and evolution of the teeth. Dentition is *primary*, that is, the cutting of the temporary or milk teeth, and *secondary*, or that of the permanent teeth. There are always some vague symptoms associated with the process, such as fretfulness, restlessness, convulsions, diarrhea, painful and swollen gum, which may be relieved by lancing over the protruding tooth.

Dentium (*den-tshe-um*) [L.; *gen. of Dentii*]. Of the teeth. **D. cavernæ**, the sockets of the teeth. **D. cortex**, the enamel of the teeth. **D. dolor**, pain in the teeth; tooth-ache. **D. nitor**, enamel of the teeth. **D. scalptura**, lancing of the gums. **D. vacillantia**, looseness of the teeth.

Dentography (*den-tog'-ra-fe*) [*dens*, a tooth; *γραφω*, a description]. A description of teeth.

Dentoliva (*den-tol'-iv-ah*) [*dens*, a tooth; *oliva*, an olive]. Dentatum olivæ; olivary nucleus; a capsule of cinerea within the olivæ of the brain.

Dentology (*den-toll'-o-je*) [*dens*, a tooth; *λογία*, science]. A treatise on the teeth.

Dentonomy (*den-tou'-o-me*) [*dens*, a tooth; *νομος*, a law]. The arrangement of the teeth into classes.

Dentos (*den'-tos*) [*dens*, tooth; *os*, bone]. Tooth bone; tooth-substance.

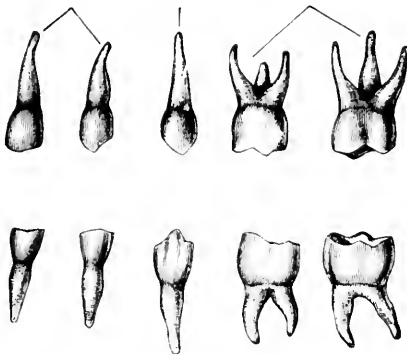
Dentrification (*den-trif-ik-a'-shun*) [*dens*, a tooth; *facere*, to make]. The deposition of lime salts on the enamel and dentine of the teeth.

Dents (*dahnt*) [Fr.]. Teeth. **D. bicuspidées**, the bicuspid teeth. **D. coldes**, neck of the teeth. **D. canides**, the canine teeth. **D. de lait**, the milk or temporary teeth. **D. machelures**, the molar teeth. **D. molares**, the molar teeth. **D. multicuspidées**, the large molar teeth. **D. œilleries**, canine teeth.

Denture (*den'-chür*) [*dens*, a tooth]. A complete set of teeth; the whole assemblage of teeth in both jaws.

Denudate (*den'-u-dät*) [*denudare*, to strip]. In biology, lacking covering, as scales, hair, foliage.

Incisors. Canine. Milk molars.



THE TEMPORARY TEETH.

The top section of illustration is the upper set, and the bottom section is the lower set.

Dentiform (*den-tif-orm*) [*dens*, a tooth; *forma*, shape]. In biology, tooth-like.

Dentifrice (*den-tif-ris*) [*dens*, tooth; *fricere*, to rub]. A substance used for cleansing the teeth.

Dentigerous (*den-tif'-er-us*) [*dens*, a tooth; *gerere*, to carry]. In biology, bearing teeth.

Dentinal (*den-tin-al*) [*dens*, a tooth]. Pertaining to or composed of dentine.

Dentinalgia (*den-tin-all'-je-ah*) [*dens*, a tooth; *αἴμα*, pain]. Pain in dentine.

Dentine (*den-tin*) [*dens*, a tooth]. The bony structure of the tooth, lying under the enamel of the crown and the pericementum of the root. **D., Sensitive-ness of**, a hypersensitive condition of the dentine of a tooth, occasioned by distal irritation of the dentinal fibrils. See *Sensitive Dentine*.

Dentinitis (*den-tin-ill'-tis*) [*dens*, a tooth; *τις*, inflammation]. Inflammation of the dentinal fibrils.

Dentiphone (*den-tif-on*) [*dens*, a tooth; *φωνή*, a voice]. A form of audiphone in which the vibrating disc is attached to the teeth.

Dentist (*den-tist*) [*dens*, a tooth]. Dentista; odontiatry; a dental surgeon. See *Dental Surgeon*.

- Denuding** (*den-ud'-din-z*) [*denudare*, to denude]. A stripping or making bare. **D. of the Teeth**, an affection that consists in the gradual destruction of the enamel of the anterior or labial surfaces of the incisors, cuspidati, and sometimes of the bicuspids; the molars are rarely affected by it.
- Denutrition** (*de-nu-trish'-un*) [*de*, from; *nutriare*, to nourish]. The breaking down or atrophy of tissue arising from lack of nutrition. The opposite of nutrition.
- Deobstruent** (*de-ob-stru-ent*) [*de*, from; *obstruere*, to obstruct]. A medicine that removes functional obstructions of the body. An aperient.
- Deodand** (*de-od-and*) [*deus*, God; *dan*, to give]. A fine formerly imposed on an inanimate thing or animal that had caused the injury or violent death of a person.
- Deodorant** (*de-od-or-ant*) [*de*, priv.; *odorare*, to smell]. A substance that removes or corrects offensive odors.
- Deodorizer** (*de-od-er-iz-er*) [*de*, priv.; *odorare*, to smell]. A deodorizing agent; a substance that destroys offensive odors.
- Deontology** (*de-on-tol-og-ee*) [*deon*, right, binding; *logos*, science]. The science of duty. **D.**, Medical, medical ethics.
- Deopillant**, or **Deoppilative** (*de-op-il-ant*, or *de-op-il-ant-ic*) [*de*, from; *opillare*, to stop]. **1.** Deobstruent; aperient. **2.** An aperient medicine.
- Deorsum** (*de-or-sum*) [L.]. Downward. **D. vergens**. See *Vergens*.
- Deossification** (*de-oss-ih-ik-ah'-shun*) [*de*, away; *os*, bone; *ficare*, to do]. The absorption of bony material; the deprivation of any part of its bony character.
- Deoxidation** (*de-oks-ih-d-ah'-shun*) [*de*, from; *oxidatus*, having oxygen]. In chemistry, the separation of an element or compound from the oxygen held in combination. Reduction.
- Deozonize** (*de-oz-on-iz-er*) [*de*, from; *ozeiv*, to smell]. To deprive of ozone.
- Depauperate** (*de-pau-per-ate*) [*de*, intensive; *pauper*, poor]. **1.** To render poor; to pauperize; to impoverish. **2.** Impoverished; ill-nourished; underfed, and under-grown.
- Depilation** (*de-pil-ah'-shun*) [*depilatio*, removal of hair]. The removal of hairs.
- Depilator** (*de-pil-ah'-tor*) [*depilare*, to remove the hair]. An instrument for pulling out the hair.
- Depilatory** (*de-pil-ah'-tor-ee*) [*de*, from; *pilus*, the hair]. **1.** Having the power to remove the hair. **2.** A substance used to destroy the hair, usually a caustic alkali.
- Deplethoric** (*de-pleth'-or-ik*) [*de*, priv.; *πληθωρη*, plethora]. Marked by absence of plethora.
- Depletion** (*de-ple'-shun*) [*deplere*, to empty]. The process of diminishing the quantity of any tissue or fluid of the body, especially the blood. It may be general or local, the former by venesection and purging, and the latter by leeching, cupping, or scarification.
- Depletive**, **Depletory** (*de-ple'-tiv*, *de-ple'-tor-ee*) [*deplere*, to empty]. **1.** Causing or tending toward depletion. **2.** A medicine that depletes.
- Deplination** (*de-ple-m-ah'-shun*) [*de*, down, off; *pluma*, feather]. The loss of the eyelashes.
- Depolarization** (*de-pol-ah'-shun*). Destruction of polarity. The neutralization of the opposite poles of a magnet. The neutralization or recombination of electric axes that have been separated by means of a Neolpium.
- Deposit** (*de-posit'-shun*; *de-posit*, to place). A gathering or accumulation that has been held in suspension. A gathering of abnormal matter in any part of the body. **D.**, *Concreta*; *Deposit*.
- Deposition** (*de-po-zish'-un*). See *Couching*.
- Depositive** (*de-posit'-it-iv*) [*deponere*, to lay aside]. Tending to or characterized by a morbid deposit; exudative.
- Depravation** (*de-prav-ah'-shun*) [*depravare*, to vitiate]. A deterioration or morbid change in the secretions, tissues, or functions of the body.
- Depressant** (*de-pres'-ant*) [*deprimere*, to press down]. A medicine that retards or depresses the physiologic action of an organ. A sedative. **D.**, **Cardiac**, one that lowers the action of the heart. **D.**, **Cerebral**, one that arrests the functions of the cerebrum. **D.**, **Motor**, one that lowers the activity of the spinal cord and motor apparatus.
- Depressio** (*de-pres'-e-o*) [L.]. A depressing. **D. cataractæ**. Synonym of *Couching*.
- Depression** (*de-pres'h'-un*) [*depressio*; *deprimere*, to depress]. In anatomy, a hollow, or fossa. In surgery, displacement inward of the skull, often giving rise to pressure on the brain. **D. and Elevation**, one of the Swedish movements, either eccentric or concentric, in which, while the part is being raised or depressed, resistance is made by the patient or operator. **Depressions**, **Pacchionian**. The depressions on the internal surface of the parietal bone that lodge the Pacchionian bodies.
- Depressor** (*de-pres'-or*) [*deprimere*, to depress]. A name given to a muscle or an instrument that depresses. See *Muscles*, *Table of*. **D. Fibers**. See *Pressor*. **D. of Sims**, an instrument for holding back the vaginal wall during exploration with the speculum. **D.**, **Tongue**, an instrument for depressing the tongue in order to examine the throat.
- Deprimens** (*de-prim-enz*) [L.]. **1.** Depressing; pressing down. **2.** A depressing muscle. **D. auriculæ**, the retrahens auris muscle. **D. oculi**, the rectus inferior of the eye. See *Muscles*, *Table of*.
- Deprived Classes**. Those persons collectively who have lost or are without their reason or any one of the special senses.
- Depurant** (*de-pur-ant*) [*depurare*, to purify]. **1.** Purifying; cleansing. **2.** A medicine that purifies the animal economy.
- Depurative** (*de-pur-ah'-tiv*), or **Depuratory** (*de-pur-ah'-tor-ee*) [*depurare*, to purify]. Purifying or cleansing. **D. Liver**, same as *Amyloid Liver*.
- Depurator** (*de-pur-ah'-tor*) [*depurare*, to purify]. A medicine or a device for promoting a depuratory process.
- DeR**. A contraction and symbol of the term *Reaction of Degeneration*, *q. v.*
- Deradelphus** (*der-ad-el'-fus*) [*δέλη*, neck; *ἀδελφός*, brother]. A monocephalic dual monstrosity, with fusion of the bodies above the umbilicus, and with four lower extremities, and three or four upper.
- Deradenitis** (*der-ad-en-ah'-tis*) [*δέλη*, neck; *αδην*, a gland; *ιτις*, inflammation]. Inflammation of the glands of the neck.
- Deradenoncus** (*der-ad-en-ang'-kus*) [*δέλη*, neck; *αδην*, gland; *κνός*, mass]. A swelling of a gland of the neck; a swollen gland of the neck.
- Deranencephalia** (*der-an-en-sef-ah'-le-ah*) [*δέλη*, neck; *en*, priv.; *εγκέφαλος*, brain]. Teratism marked by absence of the head and brain, the neck being present.
- Derangement** (*de-ranj'-ment*). See *Insanity*.
- Derbyshire Neck** (*der'-ber-sher neck*). See *Goiter*.
- Derencephalia** (*der-en-sef-ah'-le-ah*) [*δέλη*, neck; *εγκέφαλος*, brain]. The condition of being derencephalous; teratic absence of cranium, the vestiges of the brain being enclosed in the cervical vertebrae.
- Derencephalocele** (*der-en-sef-ah'-lo-se-l*) [*δέλη*, neck; *εγκέφαλος*, brain; *κήλη*, tumor]. A protrusion of the

brain through a split in one or more of the cervical vertebrae.

Derencephalous (*der-en-sef'-al-us*) [*δέρη*, neck; *ἐγκέφαλος*, brain]. Affected with derencephalia; of the nature of derencephalus.

Derencephalus (*der-en-sef'-al-us*) [*δέρη*, neck; *ἐγκέφαλος*, brain]. A variety of single autistic monsters of the species anencephalus, in which the bones of the cranial vault are rudimentary, the posterior portion of the occiput absent, and the upper cervical vertebrae bifid, the brain resting in them.

DeRhéim's Plaster. A celebrated plaster for chilblains, made as follows: Capsicum pods $\frac{5}{8}$ j, strong alcohol, $\frac{5}{8}$ ij; macerate several days, then add mucilage of acacia $\frac{5}{8}$ ij. Stir well and brush over sheets of silk or tissue paper, and apply like court-plaster to the unbroken chilblain.

Derivant (*der'-iv-ant*) [*dérivare*, to derive]. 1. Derivative; revulsive. 2. A derivative medicine or application.

Derivate (*der'-iv-āt*) [*dérivare*, to derive]. In chemistry, a substance that is derived from another.

Derivation (*der'-iv-a'-shun*) [*dérivare*, to derive]. 1. Derivative action; the drawing away of a morbid process from one part to another; revulsive treatment. 2. The supposed suctional power of the heart, or the effect of that power upon the circulation. **D. Wire**, in an electric battery a wire connecting two points in a closed circuit.

Derivative (*de-riev'-at-iv*) [*dérivare*, to turn aside a stream]. Diverting or drawing a morbid process from its seat; revulsive.

Derm. See *Derma*.

Derma (*der'-mah*) [*δέρμα*, the skin]. The skin. The true skin. See *Cutis*.

Dermad (*der'-mad*) [*δέρμα*, the skin; *ad*, to]. Externally; toward the skin; ectad.

Dermagra (*der-ma'-grah*). See *Dermatagra*.

Dermal (*der'-mal*) [*δέρμα*, the skin]. Pertaining to the skin.

Dermalaxia (*der-mal-aks'-e-ah*) [*δέρμα*, skin; *μαλαξία*, softness]. Morbid softening of the skin.

Dermalgia (*der-mal'-je-ah*). See *Dermatagia*.

Dermanoplasty (*der-man'-o-plas-te*) [*δέρμα*, skin; *ἀναπλασσειν*, to form anew]. Skin-transplantation; skin-grafting; a method of plastic surgery, in which a piece of the whole thickness of the skin is entirely removed from one part and transferred to another distant part to fill up a gap.

Dermanyssus (*der-man-iss'-us*) [*δέρμα*, skin; *νύσσειν*, to prick]. A genus of itch-mites. **D. avium** is a species found on birds and sometimes on the human subject.

Dermopostasis (*der-map-os'-tas-is*) [*δέρμα*, skin; *ἀπόστασις*, a falling away]. Any skin-disease dependent upon some constitutional disorder, and marked by metastatic dermal deposits.

Dermatagra (*der-mat-a'-grah*) [*δέρμα*, skin; *ἀγρα*, seizure]. See *Pellagra*.

Dermatagia (*der-mat-all'-je-ah*) [*δέρμα*, skin; *ἄλγος*, pain]. Neuralgia of the skin. Rheumatism of the skin. Pain in the skin not due to any structural change in it.

Dermatauxe (*der-mat-awks'-e*) [*δέρμα*, skin; *αἰξή*, augmentation]. Thickening or hypertrophy of the skin.

Dermatic (*der-mat'-ik*) [*δερματικός*, pertaining to the skin]. 1. Relating to the skin. 2. A remedy for diseases of the skin.

Dermatitis (*der-mat-ittis*) [*δέρμα*, skin; *ιτις*, inflammation]. A generic term used to designate an ill-defined and extensive group of symptomatic inflamma-

tions of the skin, characterized clinically by redness, heat, swelling, and pain, and terminating in resolution, suppuration, gangrene, or chronic dermatitis. **D. ambustionis**, the form due to burn- and scalds. **D. bulbosa.** See *Epidermolysis*. **D. calorica.** Synonym of *Chilblain*. **D. congelationis.** Same as *Frost-bite*. **D. contusiformis.** See *Erythema nodosum*. **D. exfoliativa**, an acute or chronic, general or partial, inflammation of the skin, in which the epidermis is shed more or less freely in large or small scales. See *Pityriasis rubra*. **D. exfoliativa infantum vel neonatorum**, *Kittler's Disease*; a severe form of exfoliative inflammation of the skin, usually unattended by fever, which begins between the second and fifth weeks of life. About 50 per cent. of those attacked succumb to marasmus. **D. gangrænosa**; *Sphaculo-derma*: gangrenous inflammation of the skin. It has been observed in cases of cerebral and spinal disorders, diabetes, etc. It may also be primary in those whose constitutions are depraved. The lesions are at first reddish or purplish erythematous spots, usually on the trunk and extremities; these vesicate, rapidly become gangrenous, and slough; they are attended by fever and constitutional disturbance. Spontaneous recovery generally ensues with scar-formation. **D. gangrænosa infantum**; *Varicella gangrænosa*, *pemphigus gangrænosus*; *rupia escharotica*: a gangrenous eruption following varicella and other pustular eruptions of children. It is a rare condition. If it occur while the varicellar lesions are still present, it begins on the head or upper part of the body, and instead of the scab being thrown off, ulceration occurs beneath it, and often a pustular border with a red areola is formed, the whole resembling a vaccination-pustule. On separating, a sharp-edged, roundish or oval, conical ulcer remains, deep or shallow. Death may result if the lesions are numerous, and constitutional disturbance is always great. **D. herpeticiformis**, an inflammatory skin-disease of an herpetic character, the various lesions showing a tendency to group. It is a protean disease, appearing as erythema, vesicles, blebs, and pustules. Itching and burning are the most marked symptoms. See *Hydroa herpeticiforme*. **D., Malignant**, Papillary dermatitis, Paget's disease of the nipple. Carcinoma of the nipple. **D. medicamentosa**, *Drug-eruptions*; inflammatory eruptions upon the skin due to the action of certain drugs taken internally. The most prominent are the following: *Antifebrin* produces a kind of cyanosis; *antipyrin*, an erythema that may be general or partial, but symmetric, affecting the extensor aspects in preference to the flexor, and the limbs more than the trunk; papules, vesicles, and bullæ have been noted; *arsenic* produces an urticarial, erysipelatoïd dermatitis of the face and eyelids, a papular rash on the face, neck, and hands, herpes zoster, and in large doses pustular, ulcerative, or gangrenous eruptions; *belladonna*, a diffuse erythematous blush and a scarlatiniform eruption; *boric acid*, an erythema; *bora-r.*, psoria-sis, eczema, and erythema; *bronin* and *bromids*, pustular, erythematous, urticarial, bullous, and squamous eruptions; *annabis indica*, a vesicular eruption; *chlorate of potash*, a fiery, erythematous and papular eruption, and cyanosis; *chloroform*, purpuric spots; *chloral hydrate*, erythema, scarlatiniform, bullous, erysipelatoïd eruptions; *chloralamid*, scarlatiniform; *chrysoarobin*, erythema, vesicles; *cod liver-oil*, vesicular eruption, acne; *copaiba*, erythematous, urticarial, papular eruption; *cubebæ*, papular erythema; *digitalis*, scarlatiniform, papular erythema; *iodin* and *iodids*, pustular, vesicular or bullous, purpuric, erythematous, urticarial; *iodoform*, punctiform, papular and erythematous; *mercury*, erythematous, exfoliative

dermatitis; *morphin*, erythematous; *phosphoric acid*, bullous, purpura; *quinin*, eczema, erythematous, urticarial, purpuric, vesicular, bullous; *resin*, urticaria; *rhubarb*, hemorrhagic and pustular bullae; *salicilic acid*, erythema, urticaria, bullae, petechiae, vesicles, pustules; *antoin*, urticaria; *t. moriaria*, erythema; *strychnin*, scarlatiniform, pruritus, miliaria; *sublimat*, erythema, purpura; *unnon*, urticaria; *tar*, erythema, vesicles and bullae, acne; *t. rosacea*, papular erythema; *tuberacin*, scarlatiniform; *urp. utin.*, erythema, papules, vesicles. **D. papillaris capillitii**. Same as *D. papillomatosa capillitii*. **D. papillomatosa capillitii**. *A. ne. kel. id.*; *Sy. sis* from *uniformis*; a rare form of chronic skin-disease affecting the nape of the neck and adjacent portion of the skin. The lesions consist of minute red papules, which occasionally suppurate, and are usually traversed by a hair. Ultimately these unite to form extensive, irregular, hard, white, or reddish keloid looking growths from which a few brush like bundles of atrophied, firmly adherent hairs protrude. It occurs usually in males of middle age. **D. repens**, a spreading dermatitis, usually following injuries, and probably neuritic, commencing almost exclusively in the upper extremities. **D., Seborrhoeic**; *S. horrha*, eczema; a form of inflammation of the skin associated with seborrhea of the scalp, due to the direct transference of the same pathogenic organism from the head to the region affected. **D. traumatica**, those inflammatory changes in the skin resulting from traumatism. **D. venenata**, a term embracing all forms of inflammation of the skin produced by external irritating agencies, whether from the animal, vegetable, or mineral kingdom. This includes the dermatitis produced by rhus-poisoning.

Dermatobia (*der-mat-oh-be-ah*) [*δέρμα*, skin; *βίον*, to live]. A botfly of Central America, the eggs of which are not infrequently deposited in the skin and produce a swelling very like an ordinary boil. See *Macao Worm* and *Parasites (Animal)*, Table of.

Dermatogen (*der-mat-oh-jen*) [*δέρμα*, skin; *γένν*, producing]. In biology, the layer of cells, in a young or growing part, that is destined to become epidermis.

Dermatography (*der-mat-oh-gra-fee*) [*δέρμα*, skin; *γραφω*, to write]. A description of the skin.

Dermatoid (*der-mat-oid*) [*δέρμα*, skin; *ειδος*, resemblance]. Like or resembling skin.

Dermatokeras (*der-mat-oh-ker-as*) [*δέρμα*, skin; *κέρας*, a horn]. See *Cornu cutaneum*.

Dermatol (*der-mat-ol*) [*δέρμα*, skin; *C₆H₅(OH)₂.COBi(OH)₂*]. The subgallate of bismuth, which appears to be a valuable antiseptic agent. It is especially of service in cutaneous affections or lesions associated with copious secretion. Dose internally in affections of the stomach and intestines, two drams daily. It is valuable as a drying antiseptic for dusting wounds.

Dermatologist (*der-mat-oh-ji-ist*) [*δέρμα*, skin; *λόγος*, word]. One who is an adept in the treatment of skin diseases.

Dermatology (*der-mat-oh-logy*) [*δέρμα*, skin; *λογία*, science]. The science of the skin, its nature, structure, diseases, and treatment.

Dermatolysis (*der-mat-oh-ly-sis*) [*δέρμα*, skin; *λύσις*, a loosening]. A pathological term of *Molluscum fibrosum*, consisting of a collection of follicles of hypertrophied sebaceous glands, being the neck, face, buttocks, and genitalia. The nodules are often deeply pigmented, and may be warty and warty. Hypertrophy of the sebaceous glands of the cutaneous tissues may also be present.

Dermatoma (*der-mat-oh-mah*) [*δέρμα*, skin; *μα*, a

tumor; *pl.*, *Dermatomata*]. Any tumor of the skin, or one made up of dermal elements.

Dermatomalacia (*der-mat-oh-mal-ah-se-ah*) [*δέρμα*, skin; *μαλακία*, softness]. Morbid softening of the skin.

Dermatomelasma (*der-mat-oh-mel-ah-ze-mah*) [*δέρμα*, skin; *μήλασμα*, a black color]. Addison's disease.

Dermatomycosis (*der-mat-oh-mi-ko-sis*) [*δέρμα*, skin; *μύκωσις*, fungus]. Any skin-disease caused by a parasitic plant-growth.

Dermatomyoma (*der-mat-oh-mi-oh-mah*) [*δέρμα*, skin; *μύς*, muscle; *ωμα*, a tumor; *pl.*, *Dermatomyomata*]. Myoma seated upon or involving the skin.

Dermatoneurosis (*der-mat-oh-nu-ro-sis*) [*δέρμα*, skin; *νεύρον*, a nerve]. Any neurosis of the skin.

Dermatonosus (*der-mat-oh-oh-sus*) [*δέρμα*, skin; *νόσος*, disease]. Any skin-disease.

Dermato-pathology (*der-mat-oh-path-oh-oh-je*) [*δέρμα*, skin; *πάθος*, disease; *λογία*, science]. The pathology of the skin.

Dermatopathy (*der-mat-oh-path-oh*) [*δέρμα*, skin; *πάθος*, disease]. Any skin-disease.

Dermatophony (*der-mat-oh-oh-oh-ny*) [*δέρμα*, skin; *φωνή*, sound]. The auscultation of the skin; a process by which, it is alleged, the sound made by the blood in the vessels of the skin can be heard.

Dermatophyte (*der-mat-oh-oh-fit*) [*δέρμα*, skin; *φυτόν*, a plant]. Any species of fungous vegetation that grows upon the skin.

Dermatoplasty (*der-mat-oh-plas-te*) [*δέρμα*, skin; *πλάσσειν*, to form]. Plastic surgery of the skin.

Dermatorrhea (*der-mat-oh-oh-ah*) [*δέρμα*, skin; *ροία*, a flowing]. An increased secretion from the skin.

Dermatosclerosis (*der-mat-oh-skle-ro-sis*). See *Scleroderma*.

Dermatosis (*der-mat-oh-sis*) [*δέρμα*, skin; *νόσος*, disease; *pl.* *Dermatoses*]. Any disorder or disease of the skin. **D. Kaposi**. Synonym of *Xeroderma pigmentosum*.

Dermatosome (*der-mat-oh-som*) [*δέρμα*, skin; *σώμα*, body]. A thickening or knot in the equatorial region of each spindle fiber in the process of cell-division.

Dermatospasmus (*der-mat-oh-spaz-mus*) [*δέρμα*, skin; *σπασμος*, spasm]. Cutis anserina, or goose-skin.

Dermatosyphilis (*der-mat-oh-sif-il-is*) [*δέρμα*, skin; *Syphilis*, a Latin proper name]. The cutaneous manifestations of syphilis. See *Syphiloderma*.

Dermatomy (*der-mat-oh-oh-me*) [*δέρμα*, skin; *τέμνειν*, to cut]. The anatomy or dissection of the skin.

Dermatozoön (*der-mat-oh-zo-oh-on*) [*δέρμα*, skin; *ζώον*, an animal; *pl.* *Dermatozoa*]. Any animal parasitic upon the skin.

Derma (*der-men*) [*δέρμα*, the skin]. Belonging to the derma itself.

Dermechysis (*der-men-kis-is*) [*δέρμα*, skin; *ἐγχυσσις*, a pouring in]. Hypodermatic injection.

Dermeptthesis (*der-mep-oh-the-sis*) [*δέρμα*, skin; *ἐπιθεσις*, insertion]. Synonym of skin-grafting.

Dermexanthesis (*der-meks-an-the-sis*) [*δέρμα*, skin; *ἐξανθησις*, eruption; *pl.* *Dermexantheses*]. Any skin-disease marked by a rash-like eruption.

Dermic (*der-mik*) [*δέρμα*, the skin]. Relating to the skin.

Dermocyma (*der-mo-si-mah*) [*δέρμα*, skin; *κύμα*, the fetus]. A form of double monstrosity in which the parasite is contained within the skin of the host.

Dermogastric (*der-mo-gas-trik*) [*δέρμα*, skin; *γαστήρ*, stomach]. In biology, applied to structures having a connection with the skin and the stomach, as dermogastic pores.

Dermographia (*der-mo-graf-oh-ah*) [*δέρμα*, skin; *γραφω*, to write]. The condition observed in the so-

- called autographic skin; autographism. See *Urticaria factitia*.
- Dermographic** (*der-mo-graf'-ik*) [*δέρμα*, skin; *γράφειν*, to write]. Affected with dermographia. **D. pseudo-urticaria**. Same as *Dermographia*.
- Dermographism** (*der-mo-graf'-izm*) [*δέρμα*, skin; *γράφειν*, to write]. Autographism. See *Autographic Skin* and *Urticaria factitia*.
- Dermography** (*der-mo-gra'-fi*) [*δέρμα*, skin; *γράφειν*, to write]. Dermographia; dermal autographism.
- Dermohemal** (*der-mo-hé'-mal*) [*δέρμα*, skin; *αίμα*, blood]. In biology, applied to parts of the ventral or hemal fins of certain fishes.
- Dermoid** (*der'-moid*). See *Dermatoid*. **D. Cyst**, a teratoma.
- Dermology** (*der-mol'-o-je*). See *Dermatology*.
- Dermoneural** (*der-mo-nú'-ral*) [*δέρμα*, skin; *νεῦρον*, nerve]. In biology, applied to parts of the dorsal or neural fins of certain fishes.
- Dermoneurosis** (*der-mo-nu-ro'-sis*). See *Dermatoneurosis*.
- Dermoplasty** (*der'-mo-plas-te*) [*δέρμα*, skin; *πλάσσειν*, to form]. Restoration of skin; skin-grafting.
- Dermorhynchous** (*der-mo-ring'-kus*) [*δέρμα*, skin; *ρύγχος*, snout]. In biology, having a bill or beak covered with skin, as the duck.
- Dermorrhagia** (*der-mo-r'-je-ah*) [*δέρμα*, skin; *ρήγνυμαι*, to break forth]. Hemorrhage from the skin; bloody sweat; hematirosis.
- Dermosclerite** (*der-mo-ské'-rit*) [*δέρμα*, skin; *σκληρός*, hard]. In biology, one of the spicular masses found in certain actinozoans.
- Dermoskeleton** (*der-mo-skél'-et-un*) [*δέρμα*, skin; *σκελετόν*, a skeleton]. The exoskeleton of invertebrates; the skin and its appendages.
- Dermo-syphilopathy** (*der-mo-sif-il-ó'-a-the*) [*δέρμα*, skin; *syphilitis*; *πάθος*, affection]. A syphilitic skin-disease.
- Dermotomy** (*der-mot'-o-me*). See *Dermatotomy*.
- Derodidymus** (*der-o-did'-im-us*) [*δέρη*, neck; *διδυμος*, double]. A sycmonic monstrosity with a single body, two necks and heads, two upper and lower extremities, with other rudimentary limbs occasionally present.
- Derospasmus** (*der-o-spaz'-mus*) [*δέρη*, neck; *σπασμός*, spasm]. Spasm or cramp in the neck.
- Dertrotheca** (*der-tro-thé'-kah*) [*δέρτρον*, a vulture's beak; *θήκη*, a sheath]. In biology, the skin of the *dertrum* or tip of the upper mandible in certain birds.
- Dertrum** (*der'-trum*) [*δέρτρον*, a beak]. See *Dertrotheca*.
- De Salle, Line of**. See *Lines, Table of*.
- Desanimania** (*des-an-im-a'-ne-ah*) [*d's* (*dis*) priv.; *animus*, mind; *μανία*, mania]. Mindless insanity; amentia.
- Desault's Apparatus or Bandage**. See *Bandage*.
- D. Operations**. See *Operations, Table of*.
- Desbassins' Test**. Same as *Richmout's Test*. See *Tests, Table of*. **D. Splint**. See *Splint*.
- Descemet's Membrane**. The internal or posterior lining membrane of the cornea. Also called the *Membrane of Demours*.
- Descemetitis** (*des-em-et-it'-tis*) [*Descemet*; *τις*, inflammation]. Inflammation of Descemet's membrane.
- Descemetocele** (*des-em-et'-o-sél*) [*Descemet*; *κίση*, hernia]. Hernia of Descemet's membrane.
- Descendens** (*de-sen'-dens*) [*descendere*, to go down]. Downward. **D. noni**, a branch of the hypoglossal nerve. See *Nerves, Table of*.
- Descent** (*de-sen't*) [*descensus*, a going down]. The act of going down; downward motion. **D. Stage of Labor**, one of the stages in labor, consisting in the entrance of the fetal head into the pelvis. **D. of**
- Testicle**. See *Testicle*. **D. of Womb**. See *Pro-lapsus*.
- Deschamps' Angle**. See *Angle*.
- Deshler's Salve**. The compound resin cerate of the pharmacopeia.
- Desiccant** (*des'-ik-ant*) [*desiccare*, to dry up]. 1. Causing desiccation; drying. 2. A drying medicine or application.
- Desiccation** (*des-ik-a'-shun*) [*desiccare*, to dry up]. The process of removing moisture from solids and organic tissues.
- Desiccative** (*des'-ik-a-tiv*) [*desiccare*, to dry up]. 1. Drying; desiccant. 2. A medicine or application having the property of drying moist tissues, ulcers and running sores.
- Desma** (*dez'-mah*) [*δέσμα*, a band]. In biology, a term applied to irregular sponge-spicules.
- Desmachyme** (*des'-mah-kim*) (*δέσμα*, a band; *χυμός*, juice). In biology, the connective tissue of sponge.
- Desmacyte** (*des'-mah-sit*) [*δέσμα*, a band; *κύτος*, a cell]. In biology, one of the connective-tissue cells of a sponge.
- Desmarres' Operations**. See *Operations, Table of*.
- Desmitis** (*des-mit'-tis*) [*δεσμός*, ligament]. Inflammation of a ligament.
- Desmobacterium** (*des-mo-bak-te'-re-um*) [*δέσμος*, band; *βακτήριον*, a small staff; *pl. Desmobacteria*]. A group of microbes, so-called by Cohn, corresponding to the genus *Bacillus* of Klein.
- Desmodactylous** (*des-mo-dak'-til-us*) [*δεσμός*, a band; *δάκτυλος*, a finger or toe]. In biology, having the flexor tendons of the toes united.
- Desmodynia** (*des-mo-din'-e-ah*) [*δεσμός*, a band; *ώδυν*, pain]. Pain in a ligament.
- Desmognathism** (*des-mog'-na-thizm*) [*δεσμός*, a band; *γνάθος*, jaw]. Union of the maxillo-palatine bones across the middle line; normal in certain birds, as hawks, ducks, etc.
- Desmognathous** (*des-mog'-na-thus*) [*δεσμός*, a band; *γνάθος*, a jaw]. In biology, applied to birds of the "bound palate" type, in which the vomer is small or absent, the maxillo-palatines united, and the palatines and pterygoids articulate directly with the sphenoid.
- Desmography** (*des-mog'-ra-fi*) [*δεσμός*, a ligament; *γράφειν*, to write]. The description of the ligaments.
- Desmoid** (*des'-moid*) [*δέσμη*, a bundle; *εἶδος*, likeness]. Like a small bundle. **D. Carcinoma**. Synonym of *Madgkin's Disease*.
- Desmoma** (*des-mo'-mah*) [*δεσμός*, a band; *pl. Desmomata*]. A connective-tissue tumor.
- Desmoneoplasma** (*des-mo-ne-o-plaz'-mah*) [*δεσμός*, band; *νέος*, new; *πλάσμα*, plasma; *pl. Desmoneoplasmata*]. Any neoplasm made up of connective tissue.
- Desmopathy** (*des-mo-p'-a-the*) [*δεσμός*, a band; *πάθος*, disease]. Any disease of a ligament.
- Desmopelmous** (*des-mo-pél'-mu*) [*δέσμα*, a band; *πέζμα*, the sole of the foot]. In biology applied to such birds as have the plantar tendons bound together.
- Desmosis** (*des-mó'-sis*) [*δεσμός*, a band; *pl. Desmoses*]. Any disease of connective tissue, especially of the connective tissue of the skin.
- Desmotomy** (*des-mot'-o-me*) [*δεσμός*, band; *τομή*, section]. The dissection and anatomy of the ligaments; surgical cutting of a ligament.
- Desmotrophy** (*des-mot'-ro-té*) [*δεσμός*, a band; *τροφή*, to turn]. Tautomerism.
- Desoxalic Acid** (*des-oks-al'-ik*). See *Acid*.
- Desprez' Operation**. See *Operations, Table of*.
- Despumation** (*des-pu-ma'-shun*) [*despumare*, to skim froth]. The purification of a liquid by removal of the scum or froth; also the formation of froth; purification; clarification in general.

Desquamation (*de-skwa-mā'-shun*) [*desquamare*, to scale off]. The exfoliation or falling off of the cuticle in scales. It is bran like after measles; in layers after scarlet fever.

Desquamative (*de-skwa-mā'-tiv*) [*desquamare*, to scale off]. Characterized by desquamation.

Destructive (*de-struk'tiv*) [*destruere*, destroying].

Hurtil, tending to destroy. **D.** **Distillation**. See *Distillation*.

Desudation (*de-sū-dā'-shun*) [*desudatio*; *de*, away; *sudare*, to sweat]. 1. Excessive or morbidly profuse sweating. 2. Sudamina.

Desudatory (*de-sū-dā'-tor-ē*) [*desudatio*, a sweating]. A sweating bath.

Detergent (*de-ter-jen't*) [*detergere*, to cleanse]. 1. Purifying; cleansing; abluent. 2. A drug, compound, or solution used for cleansing wounds, ulcers, etc.

Determinant or Determining Part (*de-ter-mīn-ant*) [*determinare*, to limit]. Weismann's name for one of the particles of germ plasma corresponding to a group of *epithelia*; a primary constituent of a cell or group of cells.

Determinate (*de-ter-mīn-āt*) [*determinare*, to limit]. 1. Applied in botany to an inflorescence in which the blossoming takes place centrifugally, the blossoms being from terminal and not from axillary buds. 2. Weismann's name for one of the cells or groups of cells that are independently variable from the germ onward. They are also called *hereditary parts*.

Determination (*de-ter-mīn-ā'-shun*) [*determinatio*, a directing]. The direction or tendency to or toward a part or an organ, as of blood to the head.

Determinism (*de-ter-mīn-izm*) [*determinare*, to limit,]-rescribe]. In biology, a term introduced by Claude Bernard to indicate the fatality of the reproduction of phenomena under similar conditions, as seen in Experimental Science.

Detersion (*de-ter-she-shun*) [*detergere*, to cleanse]. The action of a detergent; a cleansing.

Detersive (*de-ter-siv*). Same as *Detergent*.

Detmold's Method. See *Treatment, Methods of*.

Detrition (*de-trī-ti'-shun*) [*deterere*, to wear off]. The act of wearing or wasting of an organ or part, especially the teeth.

Detritus (*de-trī-tū-s*) [*deterere*, to wear off]. The waste matter resulting from any wearing away, or from a destructive process.

Detumescence (*de-tū-mes-ens*) [*detumescencia*, a subsidence of a tumor]. The subsidence of any swelling.

Deutencephalon (*de-tēns-ēf'-al-ōn*). See *Diencephalon*.

Deuteria (*de-tū-ro-ah*) [*δευτερια*]. The secundines.

Deutero-albumose (*de-ter-o-āl'-bu-mōs*). See *Albumin*.

Deutero-elastose (*de-tū-ro-ē-lā'-tō*) [*δευτερος*, second; *ελαστικός*, elastic]. Elastin peptone; one of the products of the digestion of elastin. It is not precipitable by ammonium with sodium chloride.

Deuteropathy (*de-ter-o-pā'-thē*) [*δευτερος*, second; *πάθος*, a disease]. A disease that is secondary to another.

Deuteropin (*de-ter-o-pīn*) [*δευτερος*, second; *ὄπιον*, opium; *πίνη*, N. 10]. An alkaloid of opium.

Deuteroplasm (*de-ter-o-plāz-m*, or *de-tū-ro-plāz-m*) [*δευτερος*, second; *πλάσμα*, formed substance]. The yolk of an egg; a mass of protoplasm that is not of primary matter occurring in the ovum.

Deuterostopy (*de-ter-o-sō-pē*) [*δευτερος*, second; *σπυρίδιον*, a spore]. A stage in *Cytheropygia*.

Deuterostoma (*de-ter-o-sō-mā*) [*δευτερος*, second; *στόμα*, a mouth]. In biology, a secondary blastopore.

Deuterozoöid (*de-ter-o-zō'-oid*) [*δευτερος*, second; *ζῷον*, an animal; *ζῷον*, likeness]. In biology, a secondary zoöid, developed by budding.

Deuthyalosome (*de-thi-āl'-ō-sōm*) [*δευτερος*, second; *υάλος*, glass, crystal; *σῶμα*, body]. The remains of the germinal vesicle after the polar bodies have been extruded, formed by the union of portions of the chromatic stars or discs with portions of the prothyalosome.

Deutoleucite (*de-to-lū'-sit*) [*δευτερος*, second; *λίθος*, the yolk of an egg]. In biology, a term applied by Salensky to the nutritive vitellus of the eggs of sturgeons; it is homologous to the secondary vitellus (Nebendotter) of osseous fishes. Cf. *Protocleucyte*.

Deutomala (*de-to-mā'-lah*) [*δευτερος*, second; *μάλα*, jaw]. In biology, a term applied by A. S. Packard, Jr., to the second pair of mouth-appendages of the Myriopoda, formerly called *labium*, but really homologous with the first maxilla of insects.

Deutomerite (*de-tū-er-it*) [*δευτερος*, second; *μέρος*, a part]. In biology, the posterior segment of a two-celled organism, as a gregarine, the anterior cell being called the *protomerite*, q. v.

Deutoscolex (*de-to-skō'-leks*) [*δευτερος*, second; *σκόληξ*, worm]. In biology, applied to secondary or daughter-cysts or bladder-worms that are derived from a scolex or primary bladder-worm.

Deutospermoblast (*de-to-sper'-mō-blast*) [*δευτερος*, second; *σπέρμα*, sperm; *βλαστός*, germ]. Any one of the cells produced by the division of a protospermoblast.

Deutoxid (*de-tōks'-id*) [*δευτερος*, second; *ὄξιν*, sharp]. See *Dioxid*.

Devalgate (*de-vāl'-gāt*) [*de*, intensive; *valgus*, bowleg]. Bowlegged or bandylegged.

Development (*de-vel'-op-ment*) [Fr., *developper*, to unfold]. The sequence of organic changes, by which the vitalized ovum becomes the mature animal or plant.

Deventer's Diameter. The oblique diameter of the pelvis. **D.'s Method**. See *Treatment, Methods of*.

Devergie's Disease. See *Diseases, Table of*.

Deviation (*de-ve-ā'-shun*) [*deviare*, to deviate]. Turning from a regular course, standard, or position. **D.**, **Conjugate**, the forced and persistent turning of eyes and head toward one side, observed with some lesions of the cerebrum. **D.**, **Primary**, the deviation of the weaker eye from that position that would make its visual line pass through the object-point of the healthy eye. **D.**, **Secondary**, the deviation of the healthy eye from that position that would make its visual line pass through the object-point of the weaker eye. **D. of Teeth**, a faulty direction or position of one or more teeth.

Devitalization (*de-vī-tā-līz-ā'-shun*) [*de* priv.; *vita*, life]. Depriving of life or vitality. **D. of Dental Pulp**. See *Dental Pulp, Devitalization of*.

Devitalize (*de-vī-tā-līz*) [*de*, from; *vita*, life]. To destroy vitality, as that of living tissue.

Devonshire Colic (*dev'-on-sheer kōl'-ik*). See *Lead-Colic*.

De Vries's Theory of "Intracellular Pangenesis." See *Heredity*.

Devys's Operation. See *Operations, Table of*.

Dew's Method. See *Artificial Respiration*.

Dew (*dū*) [A.S., *deaw*, dew]. The water deposited during the night from the atmosphere by the process of condensation. **D.-claw**, the aborted hallux of a domestic dog, or the false hoof of an ungulate. **D.-point**, the point at which the air cannot take up more vapor at the existing temperature, or loses a portion of its vapor by condensation if the temperature be but slightly reduced.

DeWecker's Operations. See *Operations, Table of Dewees' Carminative.* See *Asafetida.*

Dewlap (*du'-lap*) [ME., *deowlappe*, a loose, hanging piece]. The pendulous longitudinal fold of skin seen under the throat of most bovine animals and of some dogs; the wattle of a turkey; colloquially, the similar fold seen occasionally under the chin of old persons.

Dexicardia (*deks-e-kar'-de-ah*). See *Dexiocardia* and *Dextrocardia*.

Dexicardia (*deks-e-o-kar'-de-ah*) [*δέξιός*, on the right; *καρδία*, the heart]. Transposition of the heart to the right side of the thorax.

Dexter (*deks'-ter*) [L.]. Right; upon the right side.

Dextrad (*deks'-trad*) [*dexter*, right; *ad*, to]. Toward the right side. See *Position and Direction, Table of.*

Dextral (*deks'-tral*) [*dexter*, right]. Pertaining to the right side; right-handed. See *Position and Direction, Table of.*

Dextran (*deks'-tran*) [*dexter*, right], $C_6H_{10}O_5$. A stringy, gummy substance formed in milk by the action of cocci, and occurring in unripe beet-root.

Dextren (*deks'-tren*) [*dexter*, right]. Belonging to the dextral side in itself.

Dextrin (*deks'-trin*) [*dexter*, right], $C_6H_{10}O_5$. The soluble or gummy matter into which starch is converted by diastase or by certain acids. It is white, insipid, odorless, and is remarkable for the extent to which it turns the plane of polarization to the right hand, whence its name. See *Carbohydrates, Table of.*

Dextrins (*deks'-trinz*) [*dexter*, right]. Gummy amorphous masses, readily soluble in water and precipitated by alcohol. Their aqueous solutions are dextro-rotatory, hence their name. They do not reduce Fehling's solution, even on boiling, and are incapable of direct fermentation; in the presence of diastase, however, they can be fermented by yeast.

Dextrocardia (*deks-tro-kar'-de-ah*) [*dexter*, right; *καρδία*, heart]. A congenital condition in which the heart is situated on the right side of the thorax; either alone or as a part of a general transposition of the viscera. See *Dexiocardia*.

Dextro-compound (*deks-tro-com'-pound*) [*dexter*, right; *componere*, to set together]. In chemistry, a compound body that causes a ray of polarized light to rotate to the right. Dextrin, malic acid, and cinchonin are dextro-compounds.

Dextrogyrate (*deks-tro-ji'-rát*). Same as *Dextro-rotatory*.

Dextrolichenin (*deks-tro-lí'-ken-in*) [*dexter*, right; *λίχην*, a lichen]. A form of lichenin readily distinguished from normal lichenin in being colored blue by iodine, while lichenin is not.

Dextro-rotatory (*deks-tro-ro'-tat-or-e*) [*dexter*, right; *rotare*, to whirl]. Causing to turn toward the right hand, as a dextro-rotatory crystal.

Dextrose (*deks'-trós*) [*dexter*, right], $C_6H_{12}O_6$. Grape-sugar. A sugar belonging to the glucose-group, that crystallizes from aqueous solution with $11\frac{1}{2}H_2O$ in nodular masses of six-sided scales. It is readily soluble in water and alcohol, has a taste less sweet than ordinary cane-sugar, and directly reduces an alkaline copper-solution. It is dextro-rotatory to polarized light. It is found in most sweet fruits, and in large amount in diabetic urine. See *Sugar and Glucose.*

Dextro-sinistral (*deks-tro-sin-is'-tral*) [*dexter*, right; *sinister*, left]. Extending from right to left.

Dextroversion (*deks-tro-ver'-zhui*) [*dexter*, right; *vertere*, to turn]. Version to the right side, as when the fundus of the uterus is tilted dextrally; dextral latero-version.

Dezeanneau's Operation. See *Operations, Table of.*

Dhobie's Itch. An Indian name for Kingworm of the body.

Diabetes (*dí-ab-e'-tēz*) [*διαβήτης*; *διά*, through; *βαίνω*, to go]. The habitual excessive discharge of urine; used alone the term often designates *D. mellitus*.

D., Artificial, that form produced in the physiologic laboratory by puncturing the floor of the fourth ventricle of the brain. **D., Cerebral**, diabetes in which *cerebrose* appears in the urine in place of the ordinary form of glucose or liver-sugar. It indicates a cerebral lesion. **D., English**. Synonym of *D. mellitus*. **D., Fat**, a variety in which there is a tendency to obesity. **D. insipidus, polyuria**, a disease characterized by the excessive secretion of a urine of low specific gravity, associated with a marked degree of thirst, but without the presence of glycosuria. The urine is pale, almost colorless, and with a specific gravity but slightly above that of water, and may be voided in considerable quantities, even as much as fifty pints in a day. Many of the cases progressively emaciate and finally die of exhaustion. There is frequently found some lesion of the central nervous system, as a cerebral tumor; or the disease may be due to some lesion of the vaso-motor system of nerves. It is most frequent in males, and usually occurs between the ages of five and thirty years. **D., Lean**, a variety in which emaciation is marked. **D. mellitus, glycosuria**, a disease of the metabolic functions of the system, without gross or clearly defined anatomic lesions, manifesting itself by glycosuria, polyuria, thirst, and progressive loss of flesh and strength, with a tendency to a fatal termination. The onset is generally insidious. The urine is not so excessive as in simple polyuria, but may be as much as thirty pints in twenty-four hours. It contains glucose or grape-sugar, varying in quantity from two to five per cent., but occasionally reaching as high as ten or twelve per cent. The specific gravity is increased to between 1040 and 1060 though it may be as low as 1010; the quantity of urea is increased; in some cases there is an excess of the phosphates of the urine, and these cases have been termed "*phosphatic diabetes*." The reaction of the urine is slightly acid; the smell sweetish. The emaciation is very marked and rapid, and persists notwithstanding the fact that the appetite is ravenous and the patient consumes an enormous quantity of food. Toward the end of the disease there is a failure of the mental faculties. Among the complications of diabetes may be mentioned a tuberculous variety of pneumonia, eczema and pruritus of the skin, gangrene of the toes, albuminuria, opacity of the crystalline lens, coma, and cardiac failure. *Coma* occurs most frequently in the young, and is characterized by an extreme degree of dyspnea both of inspiration and of expiration; it has been called "*air hunger*" by Kussmaul. No appreciable cause for the dyspnea can be found. As regards the morbid anatomy of diabetes no lesion has as yet been found. The disease occurs most commonly in young males, and in those of the gouty and neurotic diatheses. Exposure to cold, mental strain, injuries of the cerebrum, and the excessive use of starchy and saccharine foods, are given as exciting causes. **D., Mosler's**, polyuria due to the presence of too much inosit in the blood. **D., Non-saccharine**. Synonym of *D. insipidus*. **D., Pancreatic**, a variety of glycosuria associated with and probably dependent upon disease of the pancreas. **D., Phloretin**, that form produced in animals by the administration of phloretin. **D., Phloridzin**, that following the administration of phloridzin. **D., Phos-**

phatic. See *D. mellitus*. **D., Saccharine.** See *D. mellitus*. **D., True.** Synonym of *D. mellitus*.

Diabetic (*di-ak-ri-ik*) [*diá*, through; *baivw*, to go].
1. Pertaining or belonging to diabetes. **2.** A person suffering from diabetes. **D. Cataract,** an opacity of the crystalline lens sometimes found in association with and thought to be a complication of diabetes. **D. Coma.** See *Diabetic mellitus*. **D. Gangrene.** See *Nekrotic anemia*. **D. Sugar,** $C_6H_{12}O_6$, a form of glucose, present in the urine of diabetes mellitus. It is identical with grape sugar. **D. Tabes,** a peripheral neuritis occurring in diabetic patients, characterized by lightning pains in the legs, loss of knee jerk, and a loss of power in the extensors of the feet. The gut is the characteristic *strophage*.

Diabetin (*di-ak-ri-ik*) [*diá*, through; *baivw*, to go]. The trademarked name for levulose, which is recommended as an innocuous and palatable sugar, and nourishing substance for diabetics. It is a white granular mass, soluble in water, and has a pure sweet taste.

Diabetometer (*di-ak-ri-ik-mi-ti-er*) [*diá* *diá* *metron*, diabetes; *metron*, a measure]. A polariscope for ascertaining the proportion of sugar in diabetic urine.

Diaboleptic (*di-ak-ri-ik-fo-lik*) [*diá* *diá* *bolos*, devil; *laivw*, to seize]. An insane or deluded person who professes to have supernatural communications.

Diabrotic (*di-ak-ri-ik-ik*) [*diá* *diá* *brotikos*; *diá*, through; *brotikos*, to eat]. **1.** Corrosive. **2.** A corrosive substance.

Diacatholicon (*di-ak-ri-ik-ka-tho-lik-on*) [*diá*, through; *katholikos*, universal]. Formerly, a purgative compound.

Diacoustic (*di-ak-ri-ik-ko-ustik*) [*diá*, through; *ko-ustikos*, caustic]. A double convex cauterizing lens.

Diacele, Diacæle (*di-ak-ri-ik-æ-le*) [*diá*, between; *kaivw*, a hollow]. A term for the third ventricle or cavity of the diencephalon or interbrain. Its walls are the thalami; its floor the tuber and diaterma.

Diacetic Acid (*di-ak-ri-ik-æ-tik*). See *Acid*.

Diacetin (*di-ak-ri-ik-æ-tin*) [*diá*, two; *acidum*, acid], $C_{11}H_{20}O_{11}$, $C_{11}H_{18}O_{11}$. A liquid derivative of glycerin, with a bitter taste. It is also called *aceticin*.

Diaceturia (*di-ak-ri-ik-æ-tu-ri-a*) [*diá*, two; *acidum*, acid; *urina*, urine]. The presence of diacetic acid in the urine; it is a precursor of diabetic coma.

Diachorema (*di-ak-ri-ik-æ-ro-ma*) [*diá* *diá* *choron*, excrement]. Fecal matter; excrement.

Diachoresis (*di-ak-ri-ik-æ-ro-sis*) [*diá* *diá* *choron*, a passing through]. Excretion or passage of feces.

Diachoretic (*di-ak-ri-ik-æ-ro-tik*) [*diá* *diá* *choron*; *diá* *diá* *choron*, to go through]. Laxative; aperient.

Diachylon (*di-ak-ri-ik-æ-ly-on*) [*diá*, through; *gólw*, juice]. Formerly any emollient plaster composed of the juices of herbs. **D. Plaster or Ointment.** See *Plumbum*.

Diacid (*di-ak-ri-ik-æ-tik*) [*diá*, two; *acidu*, acid]. In chemistry, having an acidity of two; said of an acid or salt.

Dialysis (*di-ak-ri-ik-æ-ly-sis*) [*diá* *diá* *lysis*, a breaking in two]. **1.** The process of breaking.

Diaclast (*di-ak-ri-ik-æ-ly-sis*) [*diá* *diá* *klaw*, to break apart]. An instrument for separating and breaking up the fetal skull from the cranium.

Diaclastic (*di-ak-ri-ik-æ-ly-sis*) [*diá* *diá* *klaw*, to break apart]. Pertaining to diaclasts. **D. Amputation.** See *Amputation*.

Diacodium (*di-ak-ri-ik-æ-ly-sis*) [*diá*, two; *codium*, of poppy-heads]. Syrup of codium.

Diacrele (*di-ak-ri-ik-æ-ly-sis*) [*diá*, two; *crele*, to break apart]. See *Diacæle*.

Diacope (*di-ak-ri-ik-æ-ly-sis*) [*diá*, through; *ko-ustikos*, a cut]. A diacoustic lens used for the treatment of the head or skull; a diacoustic lens used for the treatment of a bone.

Diacrisis (*di-ak-ri-ik-sis*) [*diá*, a part; *spivew*, to separate or secrete; *ph.*, *Diacrisis*]. **1.** A critical discharge. **2.** A change or disorder in a secretion. **3.** Any disease marked by altered secretions.

Diacritic, or Diacritical (*di-ak-ri-ik-ik, di-ak-ri-ik-ik-al*) [*diá* *diá* *krisis*, a separating]. Diagnostic.

Diactine (*di-ak-ri-ik-tin*) [*diá*, two; *aktis*, a ray]. In biology, having two rays.

Diad (*di-ak-ri-ik*). See *Quantivalence*.

Diadelphous (*di-ak-ri-ik-fo-ly*) [*diá*, two; *adelphos*, brother]. In botany, applied to stamens that are arranged in two sets or brotherhoods.

Diaderm (*di-ak-ri-ik-fo-ly*) [*diá*, two; *derma*, skin]. In biology, a general term proposed by Minot for that essential differentiation of the segmenting ovum, characterized by the formation of two plates of cells, differing in character, joined at their edges and surrounding a segmentation-cavity; the two plates or lamina are the two primitive germ-layers, the ectoderm and entoderm.

Diadermatic, Diadermic (*di-ak-ri-ik-fo-ly-ik, di-ak-ri-ik-fo-ly-ik*) [*diá*, through; *derma*, skin]. Administered through the skin. Cf. *Iyphodermatic*.

Diadexis (*di-ak-ri-ik-fo-ly-sis*) [*diá* *diá* *dexis*, metastasis]. Metastasis of a disease, with a change of its character; change in the seat and nature of a disease.

Diæresis (*di-ak-ri-ik-æ-sis*). See *Dieresis*.

Diageotropic (*di-ak-ri-ik-fo-ly-ik*) [*diá*, through; *gólw*, the earth; *trópein*, to turn]. In biology, growing at right angles to the direction of gravitation.

Diagnose (*di-ak-ri-ik-fo-ly*). See *Diagnosticate*.

Diagnosis (*di-ak-ri-ik-fo-ly-sis*) [*diá*, a part; *gnosis*, knowledge]. The distinguishing, fixation, or interpretation of a disease from its symptoms. **D., Differential,** the qualitative distinguishing between two diseases of similar character, by comparative symptoms. **D., Direct,** the recognition of a disease from the existence of one or more signs, or symptoms, independently of or in relation with other symptoms, or with age, sex, physical and mental characteristics, residence or occupation, or with the family history. **D. by Exclusion,** the recognition of a disease by excluding all other known conditions. **D., Physical,** the application of physical methods to the study of disease.

Diagnostic (*di-ak-ri-ik-fo-ly-tik*) [*diá*, apart; *gnosis*, knowledge]. Determining or confirming a diagnosis; serving as sufficient evidence in a diagnosis. **D. Incision,** an incision (as through the abdominal wall) made for diagnostic purposes.

Diagnosticate (*di-ak-ri-ik-fo-ly-tik-al*) [*diá*, apart; *gnosis*, knowledge]. To make a diagnosis.

Diagnostician (*di-ak-ri-ik-fo-ly-tik-ian*) [*diá*, through; *gnosis*, knowledge]. One skilled in making diagnoses.

Diagometer (*di-ak-ri-ik-fo-ly-tik-er*) [*diá* *diá* *gómw*, transmission; *metron*, a measure]. An instrument for measuring the electric conductivity of bodies.

Diagraph (*di-ak-ri-ik-fo-ly-tik*) [*diá*, throughly; *graphein*, to record]. An apparatus for recording the outlines of crania.

Diheliotropic (*di-ak-ri-ik-fo-ly-tik*) [*diá*, through; *hélw*, the sun; *trópein*, a turning]. In biology, having a tendency to grow at right angles to the direction of the light.

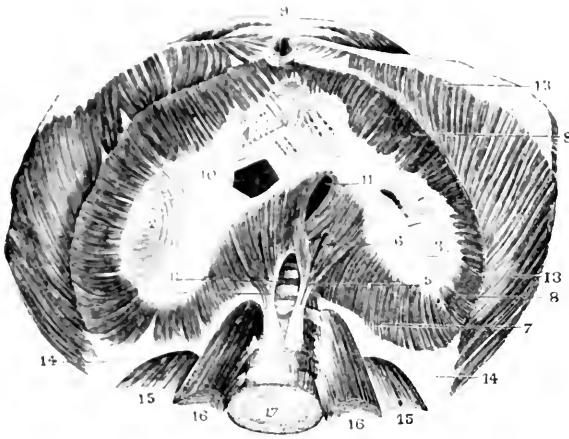
Dialdan (*di-ak-ri-ik-dan*) [*diá*, two; *aldehyd*], $C_{11}H_{14}O_2$. A chemic compound prepared by allowing the mixture of aldehyd and HCl used for the preparation of alld to stand for some time; it melts at 139° C.

Dialysate (*di-ak-ri-ik-æ-tat*) [*diá*, through; *lysis*, to loose]. A substance that has been acted upon by dialysis.

Dialysis (*di-ak-ri-ik-æ-ly-sis*) [*diá*, through; *lysis*, to loose]. The operation of separating crystalline from colloid

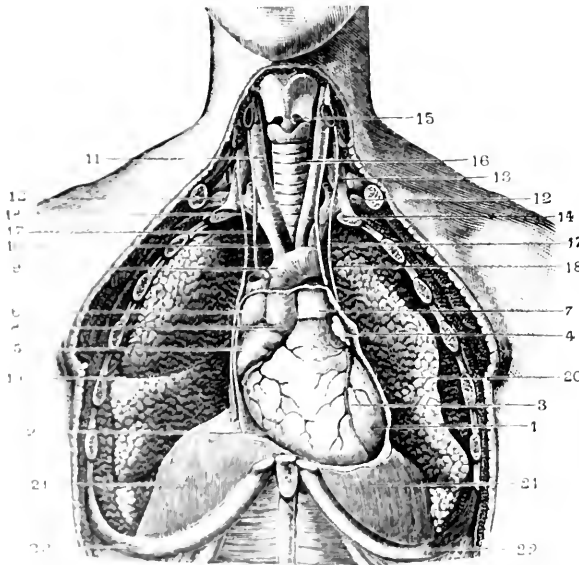
- substances by means of a porous diaphragm, the former passing through the diaphragm into the pure water upon which the dialyzer rests.
- Dialyzed** (*dī'ul-iz-ed*) [*diá*, through; *zēivw*, to loose]. Prepared, acted upon, or separated, by dialysis.
- Dialyzer** (*dī'ul-iz-er*) [*diá*, through; *zēivw*, to loose]. An apparatus for effecting dialysis; also the septum, or diaphragm of such an apparatus.
- Diamagnetic Bodies** (*di-a-mag-net'ik bod'ez*). Bodies not susceptible of being magnetized.
- Diamagnetism** (*di-a-mag'net-izm*) [*diá*, across; *μαγνήτης*, magnet]. The east-and-west orientation of certain substances, notably antimony, copper, and gold, when placed in the magnetic field.
- Diamesogamous** (*di-a-me-sog'am-us*) [*diá*, through; *μέσος*, middle; *γάμος*, marriage]. In biology, applied to such flowers as are fertilized by means of the wind, water, insects, or other external agency.
- Diameter** (*dī-am'et-er*) [*diá*, through; *μέτρον*, a measure]. A straight line passing through the center of a body or figure. **D.**, **Baudelocque's**. See *Baudelocque*. **D.**, **Bisacromial**, that between the acromial processes. **D.**, **Bisiliac**, that between the iliac bones. **D. Bistrochanteric**, that between the two trochanters. **D.**, **Craniometric**, one of several lines connecting points on opposite surfaces of the cranium. The most important craniometric diameters are the following: *Auricular* or *Biauricular*, connecting the centers of the two external auditory meatuses; *Basilo-bregmatic*, that joining the basion and the bregma; *Biclenoid*, that joining the central points of the two glenoid cavities; *Bigoniac*, that joining the two gonions; *Bijugal*, that joining the two malar points; *Bijugular*, that joining the two jugular points; *Bimalar*, that joining the two malar points; *Bimastoid*, that joining the apices of the mastoid bones; *Biparietal*, that joining the parietal eminences; *Bistephanic*, see *Maximum Frontal*; *Bitemporal*, that joining the extremities of the coronal suture; *Bizygomatic*, that joining the most prominent points of the zygomata; *Cervico-bregmatic*, that joining the center of the anterior fontanel and the junction of the neck and floor of the mouth; *Fronto-mental*, that joining the top of the forehead and the point of the chin; *Fronto-occipital*, see *Occipito-frontal*; *Inial*, that joining the most prominent points of the inion and glabella; *Maximum Antero-posterior*, the distance from the glabella to the furthest point of the occipital bone; *Maximum Frontal*, that joining the stephanions; *Maximum Occipital*, that joining the two asterions; *Maximum Transverse*, the greatest transverse diameter of the cranium, wherever found; *Mento-bregmatic*, that joining the chin and the middle of the anterior fontanel; *Mento-frontal*, see *Fronto-mental*; *Minimum Frontal*, the supra-orbital line; *Occipito-frontal*, that joining the root of the nose and the most prominent point of the occiput; *Occipito-mental*, that joining the external occipital protuberance and the chin; *Sagittal*, see *Basilo-bregmatic*; *Stephanic*, see *Maximum Frontal*; *Sub-temporal*, that joining the spheno-temporal sutures on either side of the head; *Trachelo-bregmatic*, see *Cervico-bregmatic*; *Vertical Diameter*, ordinarily the distance from the basion to the bregma, or what is nearly equivalent, the distance from the basion to the point where the line through the basion at right angles to the alveolo-condylean plane intersects the cranial vault; but sometimes the line is drawn at right angles to the foramen magnum. **D.**, **Deventer's**. See *Deventer*. **D.**, **Pelvic**, any one of the diameters of the pelvis. The most important are the following: *Antero-posterior* (of pelvic inlet), that which joins the sacro-vertebral angle and the pubic symphysis; *Antero-posterior* (of pelvic outlet), see *Coccypublic*; *Coccypublic*, that which joins the tip of the coccyx with the subpubic ligament; the antero-posterior diameter of the pelvic outlet; *Conjugate*, the antero-posterior diameter of the pelvic inlet; *Conjugate*, *diagonal*, that connecting the sacro-vertebral angle and subpubic ligament; *Conjugate*, *external*, that connecting the spine of the first sacral vertebra and the middle of the upper border of the symphysis pubis; *Conjugate*, *true*, that connecting the sacro-vertebral angle and the most prominent portion of the posterior aspect of the symphysis pubis; *Oblique* (of pelvic inlet), left and right, that connecting one sacro-iliac symphysis with the opposite ilio-pectineal eminence; see also *Deventer*; *Oblique* (of pelvic outlet), that extending from the middle of the under surface of the sciatic ligament upon one side to the junction of the ischio-pubic rami on the opposite side; *Sacro-pubic*, see *Antero-posterior*; *Sacro-subpubic*, see *Conjugate*, *diagonal*; *Sacro-suprapubic*, that connecting the sacro-vertebral angle and the upper portion of the symphysis pubis; *Transverse* (of pelvic inlet), that connecting the two most widely separated points of the pelvic inlet; *Transverse* (of pelvic outlet), that connecting the ischial tuberosities.
- Diametroscopy** (*dī-am-et-ros'ko-pe*) [*διάμετρος*, diameter; *σκοπεῖν*, to inspect]. Observation or measurement of diameters (as of the retinal vessels).
- Diamid** (*dī'am-id*). See *Iydrazin*.
- Diamin** (*dī'am-in*). See *Amin*.
- Diamotosis** (*dī-am-o-to'sis*) [*διά*, through; *μοσσι*, lint]. The packing of a wound or sore with lint.
- Diandrous** (*dī-an't-drus*) [*δίς*, two; *άνήρ*, a man]. In biology; having two stamens.
- Dianoux's Operation**. See *Operations*, *Table of*.
- Diapason** (*dī-af-as'on*) [*διαπάσιων*, concord]. A tuning fork.
- Diapedesis** (*dī-af-ed-el'sis*) [*διαπήδησις*, a jumping through]. The escape of the elements of the blood, especially the white corpuscles, through the vessel-wall. Also a synonym of *Hematidrosis*.
- Diapedetic** (*dī-af-ed-el'ik*) [*διαπήδησις*, a jumping through]. Relating to diapedesis.
- Diaper** (*dī'af-er*) [ME., *dyaper*, diaper; ornamented cloth]. A napkin used as a T-bandage for infants and menstruating women.
- Diaphanometer** (*dī-af-an-om'et-er*). See *Lactoscope*.
- Diaphanoscope** (*dī-af-an'os-skóp*) [*διαφανής*, translucent; *σκοπεῖν*, to inspect]. A form of endoscope in which the walls of the inspected cavity are rendered diaphanous by means of an intense light.
- Diaphanoscopy** (*dī-af-an-ost'ko-pe*) [*διαφανής*, translucent; *σκοπεῖν*, to see]. The examination of cavities of the body by means of an introduced incandescent electric light.
- Diaphanous** (*dī-af-an-us*) [*διά*, through; *δαίειν*, to shine]. Transmitting light; translucent. **D. Test**. See *Death*.
- Diaphemetric** (*dī-af-em-el'rik*) [*διά*, through; *ἄσθ*, touch; *μέτρον*, measure]. Pertaining to measurements of tactile sensibility.
- Diaphoresis** (*dī-af-or-el'sis*) [*διά*, a part; *οσπεῖν*, to carry]. Perspiration, especially perceptible perspiration, or that induced by medical treatment.
- Diaphoretic** (*dī-af-or-el'ik*) [*διά*, a part; *οσπεῖν*, to carry]. 1. Causing an increase of perspiration; sudorific. 2. A medicine that induces diaphoresis.
- Diaphragm** (*dī'af-ram*) [*διά*, across; *ράγμα*, wall]. 1. The wall, muscular at the circumference and tendinous at the center, that separates the thorax and abdomen. The chief muscle of respiration and expulsion. 2. A thin septum, such as is used in

dialysis. 3. In microscopy, an apparatus placed between the mirror and object to regulate the amount of light that is to pass through the object. **D., Central Stop**, in microscopy, a diaphragm having a circular slit



DIAPHRAGM, INFERIOR ASPECT.

1. Anterior and middle leaflet of central tendon. 2. Right leaflet. 3. Left leaflet. 4. Right crus. 5. Left crus. 6, 6. Intervals for phrenic nerves. 7. Muscular fibers, from which the ligamenta arcuata originate. 8. Muscular fibers that arise from the inner surface of the six lower ribs. 9. Fibers that arise from ensiform cartilage. 10. Opening for inferior vena cava. 11. Opening for esophagus. 12. Aortic opening. 13, 13. Upper portion of transversalis abdominis, turned upward and outward. 14. Anterior leaflet of transversalis aponeurosis. 15, 15. Quadratus lumborum. 16, 16. Psoas magnus. 17. Third lumbar vertebra.



THE DIAPHRAGM IN ITS RELATIONS TO THE HEART

1. Superior vena cava. 2. Arch of aorta. 3. Right atrium. 4. Right ventricle. 5. Left atrium. 6. Left ventricle. 7. First rib. 8. Pleura. 9. Lung. 10. Diaphragm. 11. Esophagus. 12. Aorta. 13. Inferior vena cava. 14. Right crus. 15. Left crus. 16. Quadratus lumborum. 17. Psoas magnus. 18. Pleura. 19. Lung. 20. Diaphragm. 21. Lung. 22. Pleura. 23. Diaphragm.

just within its margin, the center remaining opaque. **D. Iris**, a device for changing or regulating the amount of light directed upon an object under the microscope. **D. Opening**. The opening in the disc or apparatus of a microscope through which the rays of light pass. It should be of about the same size as that of the front lens of the objective.

Diaphragmalgia (*di-af-rag-mal'-je-ah*). See *Diaphragmatalgia*.

Diaphragmatalgia (*di-af-rag-mat-al'-je-ah*) [*διά*, across; *ράγμα*, a wall; *ἄλγος*, pain]. Pain in or neuralgia of the diaphragm.

Diaphragmatic (*di-af-rag-mat'-ik*) [*διά*, across; *ράγμα*, a wall. Relating to the diaphragm. **D. Hernia**. See *Hernia*. **D. Pleurisy**. See *Pleurisy*.

Diaphragmatitis (*di-af-rag-mat'-it-tis*) [*διά*, across; *ράγμα*, a wall; *τις*, inflammation]. Inflammation of the diaphragm.

Diaphragmatocele (*di-af-rag-mat'-o-sel*) [*διά*, through; *ράγμα*, diaphragm; *κήλη*, hernia]. Hernia through the diaphragm.

Diaphragmitis (*di-af-rag-mit'-tis*). See *Diaphragmatitis*.

Diaphragmodynia (*di-af-rag-mo-din'-e-ah*) [*διά*, *ράγμα*, diaphragm; *δύνη*, pain]. Pain in the diaphragm.

Diaphtherin (*di-af'-ther-in*) [*διαθέρειν*, to destroy]. Oxychinaseptol; a coal-tar derivative composed of two molecules of oxychinolin and one of septonol. It is a yellow powder, with a phenol-like odor. It is used as an antiseptic and bactericide in solutions varying in strength from 1 to 50 per cent. Its chief drawback is that it attacks silver-plated or nickel-plated instruments, turning them black. Unof.

Diaphylactic (*di-af-il-ak'-tik*) [*διαφυλάκτικός*, preserving]. Same as *Prophylactic*.

Diaphyseitis (*di-af-iz-e-i'-tis*) [*διάφυσσις*, a diaphysis; *τις*, inflammation]. Inflammation of a diaphysis.

Diaphysis (*di-af'-is-is*) [*διά*, between; *φύειν*, to grow]. The middle part or shaft of any long, cylindrical bone, as considered apart from the apophyses and epiphyses. In biology, applied to an unusually elongated axis, as that of a flower or flower-cluster.

Diaplex, or **Diaplexus** (*di'-ap-leks, di-ap-leks'-us*) [*διά*, between; *πλέξις*, a network]. The choroid plexus of the third ventricle or diacele.

Diapophysial (*di-ap-off-iz'-e-al*) [*διά*, apart; *ἀπόφυσις*, an outgrowth]. Relating to a diapophysis.

Diapophysis (*di-ap-off'-is-is*) [*διά*, apart; *ἀπόφυσις*, an outgrowth]. The superior or articular part of a transverse apophysis, or its homologue.

Diapyema (*di-ap-i-el'-mah*) [*διαπήυμα*; *διά*, through; *πύον*, pus; *πλ.*, *Diapycemata*]. An abscess.

Diapyesis (*di-ap-i-el'-sis*) [*διαπήυσις*; *διά*, through; *πύσις*, suppuration]. Suppuration.

Diapyetic (*di-ap-i-el'-ik*) [*διαπυητικός*, suppurating]. Promoting diapyesis or suppuration.

Diarch (*di'-ark*) [*δίς*, two; *ἄρχου*, rulers]. In biology, a term descriptive of radial fibro-vascular bundles having two rays.

Diarrhea (*di-ar-el'-ah*) [*διά*, through; *ῥέειν*, to flow]. An abnormal frequency of evacuation of the feces, which are watery, and sometimes acrid. **D., Acute**, that due to cold, or to the ingestion of improper food or chemic poisons. In severe forms it is associated with collapse, and may in rare cases be followed by death.

D., Acute Inflammatory, a term including the severer forms of the catarrhal and summer diarrheas of children. It is characterized by griping, vomiting, and the passage of offensive, watery, brown or greenish stools. The child in the latter stage of this disease presents the same appearance as that seen in advanced tuberculous meningitis—pinched features, drowsiness, sunken and half-closed eyes, and rapid irregular pulse—and to this condition the term "*spurious hydrocephalus*" has been applied. Death frequently results from this form of diarrhea. **D., Acute Summer**, a term given to sudden attacks of profuse watery diarrhea occurring in children and weak adults during the prevalence of hot weather. (See *Cholera infantum*). **D. alba**. See *Celiac Affection*. **D., Cachectic**, that depending on some diathetic disease, as syphilis, scurvy, malaria, tuberculosis, and carcinoma, or else on chronic intestinal catarrh. **D., Choleraic**, severe, acute diarrhea of any form not readily traceable to any recognized cause. **D., Choleraiform**. Synonym of *Cholera infantum*. **D., Chronic Inflammatory**, a diarrhea of children either following an acute attack, or developing insidiously. The stools are of a dark-brown color, thin and foul, and may occasionally contain a spinach-like material. There is great emaciation and anemia, and the term "*consumption of the bowels*," has been given to this condition. The prognosis must be guarded. **D., Chronic Tropical, Hill-diarrhea**, "*white flux*," of India, a severe form of chronic intestinal catarrh, and essentially a tropical disease. In India it develops often in those who, after dwelling in the heat of the plains, pass to the changeable temperature of the hilly country, hence the name "*Hill-diarrhea*." The stools are copious, light, and frothy; there is progressive failure of strength; the temperature becomes subnormal; albuminuria and edema develop, and death results in many cases from exhaustion. **D. chylosa**. See *Celiac Affection*. **D., Compensatory**. See *D., Vicarious*. **D., Dissecting-room**, a severe form of diarrhea resulting from exposure to the animal effluvia of the dissecting-room. The discharges are very fetid and may be accompanied by colicky pains, nausea and vomiting, and headache. **D., Dysenteric**, a form of diarrhea frequently encountered in children in temperate climates. There are tenesmus and colic, the passage of mucous and fecal stools, prolapse of the rectum, and great exhaustion. Death may result. **D., Fatty**, a rare form, the result of the imperfect performance of the pancreatic or hepatic function. **D. febrilis**. Synonym of *Enteritis, Pseudo-membranous*. **D., Fibrinous**. Synonym of *Enteritis, Pseudo-membranous*. **D., Gelatinous**. See *Enteritis, Membranous*. **D., Heat**. See *D., Summer*. **D., Hill**. See *D., Chronic Tropical*. **D., Infantile**, a term including various forms of diarrhea occurring in infants and young children. **D., Irritative**, that due to direct irritation of the intestines by improper food and drink, purgative medicines, poisons, intestinal worms, etc. **D., Lienteric**, a form of diarrhea common in children over two years of age, and characterized by the passage of fluid stools containing scraps of undigested food, and associated with griping pains. **D., Matinal**. See *D., Chronic Tropical*. **D., Mechanical**, that due to mechanical obstruction to the portal circulation, with consequent gastro-intestinal hyperemia and catarrh. It is seen in cases of mitral lesion. **D., Mucous**. See *Enteritis, Membranous*. **D., Nervous**. See *D., Lienteric*. **D. pituitosa**. Synonym of *Enteritis, Pseudo-membranous*. **D., Secondary, symptomatic diarrhea**: that secondary to some ulcerative condition of the intes-

tines, as in typhoid fever, tuberculosis, pyemia, etc. **D., Serous**, a variety in which the stools are very watery. **D., Simple Catarrhal**, a common variety of diarrhea occurring in infants. It is marked by watery evacuations containing feculent matter and undigested curds. It is due to errors in diet or exposure to cold. **D., Summer**, an acute form due to the intense heat of summer. A synonym of the *Summer Complaint* of infants. **D., Symptomatic**. See *D., Secondary*. **D., Tuberculous**, that form dependent upon tuberculous disease of the bowels. **D. tubularis**. Synonym of *Enteritis, Pseudo-membranous*. **D., Ulcerative**, a grave form due to intestinal ulceration. **D., Vicarious**, that due to suppression or arrest of the functions of the skin, kidneys, or lungs, so that the bowels do the extra or vicarious work. It is also called *Compensatory diarrhea*. It is rather salutary than otherwise.

Diarrheal (*di-ar-eh'al*) [*δία*, through; *ῥέω*, to flow]. Relating to, or of the nature of diarrhea.

Diarthrodial (*di-ar-thro'de-al*) [*διά*, throughout; *ἄρθρωσις*, articulation]. Relating to or of the nature of a diarthrosis.

Diarthrosis (*di-ar-thro'-sis*) [*διά*, throughout; *ἄρθρωσις*, articulation]. A form of articulation characterized by mobility. The various forms are: *Arthrodia*, in which the bones glide upon plane surfaces; *Enarthrosis*, best known as ball-and-socket joint, with motion in all directions; *Ginglymus*, or hinge-joint, with backward and forward motion; and *D. rotatoria*, with pivotal movement.

Diary Fever (*di'-ar-e*). See *Fever*.

Diastaltic (*di-as-tal'-tik*) [*δία*, apart; *στέλλειν*, to send]. Reflex; performed (as are many reflex actions) through the medium of the spinal cord.

Diastase (*di'-as-tās*) [*διάστασις*, separation]. A nitrogenous vegetable ferment that is either contained or developed in the fermentation of grain, which acts on the molecules of starch, converting this into grape-sugar or glucose.

Diastasemia (*di-as-tas-eh'-me-ah*) [*δία*, apart; *στασις*, settling; *αἷμα*, blood]. Acute anasarca.

Diastasic, or **Diastatic** (*di-as-tas'-ik*, or *di-as-tal'-ik*) [*διάστασις*, separation]. Relating to a diastasis. **D. Ferments**. See *Ferments*.

Diastasis (*di-as-tas'-is*) [*διάστασις*, separation]. 1. Luxation or dislocation. 2. The separation of an epiphysis from the body of a bone without true fracture.

Diastema (*di-as-te'-mah*) [*διάστημα*, a distance; *πλ.*, *Diastemata*]. A space or cleft. In biology, applied to the space between two consecutive teeth.

Diastemateltria (*di-as-tem-at-el'te'-re-ah*) [*διάστημα*, fissure; *ἔντρον*, vagina]. Longitudinal and congenital fissure of the vagina.

Diastematochilia (*di-as-tem-at-o-ki'l'-e-ah*) [*διάστημα*, fissure; *χείλος*, lip]. Congenital longitudinal fissure of the lip; hare-lip.

Diastematocystia (*di-as-tem-at-o-sis'-te-ah*) [*διάστημα*, fissure; *κύστις*, bladder]. Congenital longitudinal fissure of the bladder.

Diastematognathia (*di-as-tem-at-og-na'-the-ah*) [*διάστημα*, fissure; *γνάθος*, jaw]. Congenital longitudinal fissure of the jaw.

Diastematometria (*di-as-tem-at-o-me'-tre-ah*) [*διάστημα*, fissure; *μήτρα*, womb]. Congenital longitudinal median fissure of the uterus.

Diastematosternia (*di-as-tem-at-o-ster'-ne-ah*) [*διάστημα*, fissure; *στέρνον*, sternum]. Median congenital fissure of the sternum.

Diaster (*di'-as-ter*). See *Dyaster* and *Karyokinesis*.

Diastole (*di-as'-to-le*) [*διαστέλλω*, a drawing apart]. The period of expansion or dilatation of the heart during

its rhythmic cycle or beat. It is applied also to the dilatation of the arteries by the heart's contraction.

Diastolic (*di-as-toe'lik*) [*διαστολή*, a drawing apart]. Pertaining to diastole. **D. Impulse**, the back stroke.

D. Murmur. See *Murmur*. **D. Thrill**, the vibration felt in the region of the heart during the diastole of the ventricles.

Diastrephia (*di-as-tre'phi-ah*) [*δια*, apart; *στροφή*, to turn]. Insanity marked by acts of cruelty and by gross perversion of the moral sense.

Diatactic (*di-at-ak'tik*) [*διατασσειν*, to make ready]. Preparatory. **D. Action**, the supposed molecular establishment of unions between different brain-cells and nerve centers preparatory to coördinated motor activity.

Diatela (*di-at-el'ah*) [*δια*, between]. The velum interpositum of the brain.

Diaterma (*di-at-er'mah*) [*δια*, between; *τέμα*, end]. A portion of the floor of the diacele. It has a nearly dorso-ventral direction.

Diathermal or Diathermanous (*di-ath-er'mal, di-ath'er-man-ous*) [*δια*, through; *θερμή*, heat]. Transparent or diaphanous to the waves of radiant heat.

Diathermancy (*di-ath-er'man-si*) [*δια*, through; *θερμή*, heat]. Permeability to rays of heat.

Diathesis (*di-at'h-es-iss*) [*δια*, through; *τίθειναι*, to arrange]. A state or condition of the body whereby it is especially liable to certain diseases, such as gout, calculi, diabetes, etc. It may be acquired or hereditary. **D. Hemorrhagic**. See *Hemophilia*.

Diathetic (*di-at'h-et'ik*) [*δια*, through; *τίθειναι*, to arrange]. Relating to a diathesis.

Diatom (*di-at-om*). One of the *Diatomaceæ*, a group of microscopic *Algæ*.

Diatomic (*di-at-om'ik*) [*δίς*, two; *ἄτομος*, atom]. In chemistry, consisting of two atoms; specifically applied to hydrates that have two hydrogen atoms united to the nucleus radical by oxygen.

Diatomin (*di-at'min*) [*διά*, through; *τίμνω*, to cut]. The yellowish-brown coloring-matter of diatoms. It is also called *Phycocanthin*.

Diaxon (*di-ak'son*) [*δίς*, two; *ἄξω*, axis]. In biology, having two axes.

Diazo- (*di-az'o-*) [*δίς*, two; *azotum*, nitrogen]. In chemistry, a prefix signifying that a compound contains phenyl, C_6H_5 , united with a radical consisting of two nitrogen atoms. **D.-acid**, one of certain volatile liquids of yellow color and peculiar odor, which distil under composed with steam or under reduced pressure. They are slightly soluble in water, but mix readily with alcohol and with ether. **D.-compound**, in chemistry a compound containing a group consisting of phenyl (C_6H_5) united with a radical consisting of two nitrogen-atoms whence the name). **D.-reaction or test**, a urinary test, originally thought to be especially valuable in the diagnosis of enteric fever. It is performed by the urine of healthy persons. The test is performed by adding 20 parts of sulphamic acid solution to 100 parts of a solution in water) with 10 parts of pure sodium carbonate and 6 parts of nitrite of sodium dissolved in 20 parts. To this mixture add an equal volume of a solution of ammonium to render the whole alkaline. A faint or carmin red denotes the reaction.

Diazobenzene (*di-az'o-ben'zen*) [*δίς*, two; *azotum*, nitrogen]. A colorless liquid, called *Zyrosin* in commerce.

Dib [*di*]. A prefix denoting a pair or double one of a thing.

Dibasic (*di-bas'ik*) [*δίς*, two; *βάσις*, base]. Having two bases. **D. Acid**, an acid containing two bases.

Dibenzyl (*di-ben'zil*) [*δίς*, twice; *benzoin*], $C_{14}H_{14}$. A compound prepared by the action of sodium upon benzyl chlorid. It crystallizes in large prisms melting at $52^\circ C.$ and boiling at $284^\circ C.$

Diblastic (*di-blas'tik*) [*δίς*, double; *βλαστικός*, germ]. Referring to any theory of disease that ascribes it to a double agency.

Dibothrium (*di-both're-um*) [*L.*]. A genus of cestode worms. **D. latum**. See *Bothriocephalus latus*.

Dibromindone (*di-bro-min'don*) [*δίς*, double; *βρώμος*, a stench], $C_{11}H_7Br_2O$. A compound derived from dibromocinnamic acid. It consists of orange-yellow needles, with an odor resembling that of quinone. It melts at 123° .

Dicephalism (*di-sef'al-izm*) [*δίς*, two; *κεφαλή*, head]. The condition of having two heads.

Dicephalous (*di-sef'al-us*) [*δίς*, two; *κεφαλή*, head]. Two-headed.

Dicephalus (*di-sef'al-us*) [*δίς*, two; *κεφαλή*, a head]. A monster having two heads.

Dicerous (*dis'er-us*) [*δίς*, two; *κέρας*, a horn]. In biology, having two antennæ.

Dichasium (*di-ka'se-um*) [*δίχασις*, division]. In biology, applied to a cyme having two axes.

Dichastasis (*di-ka's-tas-iss*) [*δίχασις*, division]. In biology, spontaneous fission.

Dichasteres (*di-ka's-ter'es*) [*διχάζειν*, to divide]. An old name for the incisor teeth.

Dichlamydeous (*di-chlam-id'e-us*) [*δίς*, two; *χλαμύς*, a mantle]. In biology, applied to flowers having both floral envelopes.

Dichogamy (*di-kog'a-me*) [*δίχα*, in two; *γάμος*, marriage]. In biology, a provision for cross-fertilization of flowers by the maturation of the reproductive elements of the same flower at different times.

Dichotomous (*di-kot'o-mus*) [*δίχα*, in two; *τέμνω*, to cut]. In biology, divided, forked or having a dual arrangement.

Dichroism (*di-kro-izm*) [*δίς*, double; *χρῶμα*, color]. The phenomenon of difference of color in bodies when viewed by reflected or by transmitted light.

Dichromatism (*di-kro'mat-izm*). Same as *Colorblindness*.

Dicinchonin (*di-sin'ken-in*) [*δίς*, double; *cinchona*], $C_{20}H_{14}N_4O_2$. An alkaloid of Cinchona bark, an amorphous solid, melting at $40^\circ C.$, readily soluble in alcohol and ether.

Diclesium (*di-kl'e-se-um*) [*δίς*, two; *κλείνω*, close]. In biology, an achenium having a persistent calyx or perianth.

Diclinous (*di-kl'in-us*) [*δίς*, two; *κλίνη*, a bed]. In biology, having the stamens and pistils in separate flowers.

Dicochirurgea (*di-ko-ki-er'je-ah*) [*δίκη*, justice; *χειρουργία*, surgery]. Forensic surgery.

Dicotoin (*di-kot-to-in*) [*δίς*, double; *Coto*]. A derivative of cotoin present in coto bark.

Dicotyledon (*di-kot-il'e-don*) [*δίς*, two; *κοτυληδών*, a cavity]. In biology, a term introduced by J. Ray in 1682, for a plant whose embryo has two seed-leaves or cotyledons.

Dicranous (*di-kra'n-us*) [*δίκρανος*, two-headed]. Dicephalous.

Dicranus (*di-kra'n-us*) [*δίς*, double; *κράνον*, head]. A dicephalous monster.

Dicrotic (*di-krot'ik*) [*δικροτός*, double beating]. Having a double beat. **D. Pulse**, a term applied to a pulse that imparts the sensation of a double beat at each pulsation. **D. Wave**, the wave of recoil, or the second smaller ascending wave of the sphygmographic tracing. It is generated by closure of the aortic valves.

- Dicrotism** (*di'-kro-tizm*) [*δίκροτος*, a double-beat]. The quality of being dicrotic. A condition of the pulse in which with every wave there is given to the finger of the examiner the sensation of two beats. It is present when the arterial tension is low. The second shock is due to the recoil of the arterial walls when the aortic valves are closed.
- Dictyitis** (*dik-te-'tis*) [*δίκτυον*, net, retina]. Retinitis.
- Dictyopsia** (*dik-te-op'-se-ah*) [*δίκτυον*, net; *ὄψις*, view]. The sensation as if a net were stretched before the eyes.
- Dicyanogen** (*di-si-an'-o-zen*) [*δίς*, double; *cyanogen*], NC.CN. Free cyanogen; a colorless, poisonous gas of peculiar odor, and specific gravity 26 ($H=1$). It may be condensed to a mobile liquid by cold of -25° C., or by a pressure of four atmospheres at ordinary temperatures. In this condition it has a specific gravity of .566, solidities at -34° C. to a crystalline mass and boils at -21° C. It burns with a bluish-purple mantled flame.
- Didactic** (*di-dak'-tik*) [*διδασκικός*, apt at teaching]. Teaching by description, rules, or principles; opposed to clinical.
- Didactylism** (*di-dak'-til-izm*) [*δίς*, double; *δάκτυλος*, a finger]. The condition of having congenitally but two digits on a hand or foot.
- Diday's Operation.** See *Operations, Table of.*
- Didot's Operation.** See *Operations, Table of.*
- Diduction** (*di-duk'-shun*) [*diducere*, to draw apart]. Abduction of two parts; the withdrawal of a part.
- Didymalgia** (*di-dim'-je-ah*) [*διδυμος*, testicle; *ἄλγος*, pain]. Pain in a testicle.
- Didymitis** (*di-dim'-tis*) [*διδυμος*, a testicle; *ιτις*, inflammation]. Orchitis affecting mainly the body of the testicle.
- Didyrium** (*di-dim'-e-um*) [*διδυμος*, twin]. A rare metal of grayish or yellow color. See *Elements, Table of.*
- Didymus** (*di-dim'-us*) [*διδυμος*, twin]. Arranged in a pair, or in pairs.
- Didymus** (*di-dim'-us*) [*διδυμος*, twin]. A twin; a twin-monstrosity; a testis.
- Didynamous** (*di-dim'-am-us*) [*δίς*, two; *δύναμις*, power]. In biology, having the stamens in two pairs, one longer than the other.
- Die** (*di*) [ME., *dien*]. To cease to live; to become dead.
- Diecious** (*di-e'-shus*) [*δίς*, two; *οἶκος*, house]. In biology, having the two sexes in different individuals, or in two households, as staminate and pistillate flowers separate and on separate plants.
- Dieffenbach's Operation.** See *Operations, Table of.*
- Dielectric** (*di-e-lek'-trik*) [*διά*, through; *ἤλεκτρον*, amber]. A non-conducting substance that transmits electricity by induction.
- Dielectrics** (*di-e-lek'-triks*) [*διά*, through; *ἤλεκτρον*, amber]. The property of certain substances to permit an inductive electric influence to act through or across them.
- Dielectrolysis** (*di-e-lek-trol'-is-is*) [*διά*, through; *ἤλεκτρον*, electricity; *λυεῖν*, to dissolve]. Galvanic electrolysis of a compound, the current passing at the same time through a diseased portion of the body and carrying one of the elements of the compound with it.
- Dien** (*di'-en*) [*διά*, through; *ἐγκέφαλος*, brain]. An abbreviation of diencephalon. The name given to the line of junction of the thalamus with the caudatum.
- Diencephal** (*di-en-sef'-al*). Same as *Diencephalon*.
- Diencephalon** (*di-en-sef'-al-on*) [*διά*, between; *ἐγκέφαλος*, brain]. That part of the brain between the prosencephalon and the mesencephalon. It includes the optic thalami and the third ventricle.
- Dieresis** (*di-er'-es-is*) [*διαίρεσις*, a division]. A solution of continuity, as a wound, ulceration, etc. In biology, the division of the outer branch of the posterior or caudal pleopod of a crustacean. (Bate).
- Dieretic** (*di-er-er'-ik*) [*διαιρεῖν*, to divide]. Destructive; escharotic; corrosive.
- Dies and Counter-dies.** Metallic casts obtained by molding in sand or dipping in molten zinc and lead, or other alloys, such as Babbitt metal, and which are used for stamping up dental plates; they are generally described as male and female castings, between which the plate is swaged.
- Diesel's Test.** See *Tests, Table of.*
- Diet** (*di'-et*) [*διαίτα*, a system or mode of living]. 1. An arranged selection of food necessary to meet the needs of the body. 2. To regulate the amount and character of the food ingested. **D.-drink**, a medicated drink, or beverage. **D., Lisbon**, a draught much resembling the compound tincture of sarsaparilla. **D., Milk**, one consisting mainly of milk. **D., Tuffnell's**, a highly nutritious diet including but a small amount of liquids, employed in the treatment of internal aneurysms.
- Dietarian** (*di-et-er'-an*) [*διαίτα*, a system or mode of living]. A physician who pays special attention to matters of diet.
- Dietary** (*di'-et-er-ry*) [*διαίτα*, a system or mode of living]. A system of food-regulation intended to meet the requirements of the animal economy.
- Dietetic** (*di-et-et'-ik*) [*διαίτα*, a system or mode of living]. Pertaining to diet.
- Dietetics** (*di-et-et'-iks*) [*διαίτα*, a system or mode of living]. The science of the systematic regulation of the diet for hygienic or therapeutic purposes.
- Dietetist** (*di-et-et'-ist*) [*διαίτα*, a system or mode of living]. One who is expert in questions of diet; a dietarian.
- Diethylamin** (*di-eth-il'-am-in*) [*δίς*, double; *ethyl, amin*], NC_2H_5 . A ptomaine, obtained from the pike-fish when allowed to putrefy for six days in summer. It is an inflammable liquid of strong basic properties, soluble in water, and boiling at 57.5° C. It is non-poisonous.
- Dietic** (*di-et'-ik*) [*διαίτα*, a system or mode of living]. Same as *Dietetic*. **D. Diseases**, those caused by errors of diet.
- Difference-Theory** (*dif'-er-ens*). A theory in explanation of the galvanic phenomena of living tissues. The theory is an expression of these facts: Proto-plasm when injured or excited in its continuity becomes negative to the uninjured part; when heated it becomes positive; and the surface-polarization diminishes with excitement and in the process of dying. It is also called *Alteration-theory* (Hermann).
- Differential** (*di'-er-en'-shal*) [*differentia*, difference]. Pertaining to or creating a difference. **D. Diagnosis.** See *Diagnosis*. **D. Rheotome.** See *Rheotome*. **D. Tone**, a tone produced by two primary tones when sounding simultaneously; the number of the vibrations corresponds to the difference between the two primary tones. **D. Staining**, a method of staining tubercle-bacilli, syphilis-bacilli, etc., founded upon the fact that if deeply-colored, and especially with a mordant, they retain the color in the presence of certain reagents that decolorize the surrounding tissues. Koch, Ehrlich and Weigert, Ziehl and Neelson, Fütterer, Gibbes, etc., have devised various methods of differential staining.
- Differentiation** (*di'-er-en-she-a'-shun*) [*differentia*, difference]. Specialization of tissues, organs, or functions. The gradual change of homogeneous material into special tissues or organs.
- Difficultas intestinorum** (*dif-ik-ul'-tas in-tes-tin-or'-um*) [L.]. Synonym of *Dysentery*.

Diffraction (*dif'rahk-shun*) [*dis*, apart; *fra'tio*, broken]. The deflection suffered by a ray of light when it passes through a narrow slit or aperture. **D. Grating**, a strip of glass closely ruled with fine lines; it is often used in the spectroscope in the place of the battery of prisms.

Diffuse (*dif'fuz*) [*dis*, apart; *fundere*, to pour over]. Scattered or spread about. In medicine, applied to diseases that involve a large part of the body. **D. Aneurysm**, one caused by a rupture of the walls of a blood-vessel. **D. Cerebral Sclerosis**. See *Sclerosis*. **D. Inflammation**. See *Inflammation*.

Diffusible (*dif'fuz-ib'l*) [*dis*, away; *fundere*, to pour]. Susceptible of being rapidly diffused throughout the system, as is the case with certain quickly acting stimulants, usually of the etheric class.

Diffusion (*dif'fuzh-n*) [*diffundere*, to spread]. A spreading or dissemination. **D., Anodal**, same as *Anode*. **D., circle**, the imperfect image formed by incomplete focalization, the position of the true focus not having been reached or else having been passed.

Digastic (*dij'as-tik*) [*dis*, double; *gastria*, belly]. Having two bellies. **D. Muscle**. See *Muscles*, *Table of*. **D. Triangle**. See *Triangles*, *Table of*.

Digenesis (*dij'j-n-sis*) [*dig*, two; *genesis*, generation]. In biology, the alternation of sexual and asexual generation.

Digenous (*dij'j-n-us*) [*dig*, two; *gignis*, sex]. In biology, pertaining to both sexes, or originating from opposite sexes.

Digerent (*dij'j-r-ent*) [*digerere*, to digest]. A digestant; also a medicine that excites the secretion of pus in wounds.

Digestant (*dij'j-st-ant*) [*digerere*, to digest]. 1. A body or substance that effects solution of the food in the mouth, stomach, and intestines. 2. A remedy for indigestion.

Digestibility (*dij'j-st-ib-il-itee*) [*digestibilis*, that can be digested]. Susceptibility of being digested.

Digestible (*dij'j-st-ib-il*) [*digestibilis*, that can be digested]. Capable of being digested.

Digestio Difficilis (*dij'j-st-dif-ik-il-ib-is*) [L.], Synonym of *Indigestio*.

Digestion (*dij'j-shun*) [*digerere*, to digest]. In biology, that process whereby the food taken into an organism is made fit to become part thereof. **D., Artificial**, the production of peptones outside of the body. **D., Primary**, gastro-intestinal digestion. **D., Secondary**, the assimilation by the body-cells of their part of the plenum.

Digestive (*dij'j-st-iv*) [*digerere*, to digest]. 1. Relating to or serving digestion. 2. An agent that promotes digestion. 3. Pertaining to the process of digestion. **D. Apparatus**, the organs of digestion. **D., tract**, the whole alimentary canal from the mouth to the anus. See *Illustrations*.

Digit (*dij'it*) [*digitus*, a finger]. A finger or toe.

Digital (*dij'it-er-ial*) [*digitus*, a finger]. Pertaining to the finger or toe. **D. Arteries**, the arteries of the hands and feet. See *Arteries*, *Table of*.

D. Compression, the stoppage of a flow of blood by the pressure of the finger. **D. Dilatation**, the enlargement of the artery of the finger. **D. Examination**, the act of examining with the finger. **D. Nerves**, the nerves of the hands and feet. **D. Phalanges**, the bones of the fingers and toes.

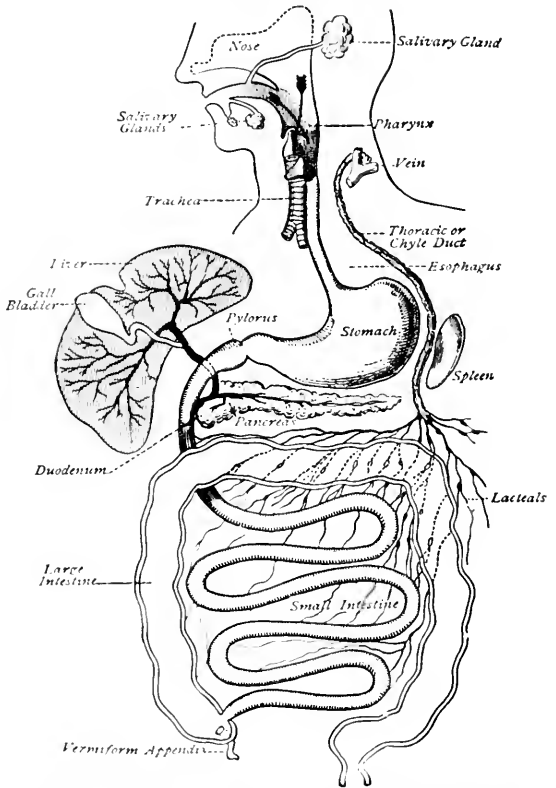
Digitalein (*dij'it-er-ee-n*) [*digitalis*, pertaining to the finger; *ein*, a principle]. A principle of digitalis.

Digitalin (*dij'it-er-in*) [*digitalis*, pertaining to the fingers]. 1. A principle of digitalis. $C_{12}H_{22}O_{11}$, the

active principle of *Digitalis purpurea*, *q. v.* Dose gr. $\frac{1}{10}$ – $\frac{1}{100}$. 2. A precipitate from a tincture of *Digitalis purpurea*. Unof. Besides the foregoing there are various commercial preparations known by this name.

Digitalis (*dij'it-ul-lis*) [*digitalis*, pertaining to the fingers]. Foxglove. The leaves of *D. purpurea*. It contains an amorphous complex substance, *digitalin*, that does not, however, represent the full properties of the leaves. It is a cardiac stimulant and excitomotor, and in large doses causes severe gastric disturbance. It is employed mainly in affections of the heart when the latter is rapid and feeble. Dose of the leaves gr. ss–ij. **D. abstractum**, strength twice that of digitalis itself. Unof. Dose gr. $\frac{1}{4}$ –ij. **D., Ext.**, leaves yield 25 per cent. of extract. Dose gr. $\frac{1}{6}$ – $\frac{1}{2}$. **D., Ext.,Fld.**, strength 100 per cent. Dose \mathfrak{m} j–ij. **D. infusum**, 1½ per cent. in strength. Dose \mathfrak{z} ss–j. **D., Tinct.**, 15 per cent. Dose \mathfrak{m} v– \mathfrak{z} j. See *Digitalin*.

Digitalose (*dij'it-ul-oz'*) [*digitalis*, pertaining to the fingers]. A white crystalline constituent of digitalis.



GENERAL SCHEME OF THE DIGESTIVE TRACT, WITH THE CHIEF GLANDS OPENING INTO IT; TOGETHER WITH THE LACTEALS ARISING FROM THE INTESTINE AND JOINING THE THORACIC DUCT. (Landolt.)

Digitate (*dij'it-at*) [*digitus*, finger]. In biology, having finger-like divisions, as when the leaflets of a compound leaf are all borne on the apex of the petiole.

Digitation (*dij'it-ul-shun*) [*digitatus*, having digits]. A serration; a finger-like process, or a succession of such processes.

Digiten (*dij'it-en*) [*digitus*, a finger]. Belonging to a digit in itself.

Digiti mortui (*dij'it-i mor-tu-i*) [L.]. Dead-fingers; a cold and white state of the fingers, seen in

- some hysterical women, and in certain types of insanity. It is a manifestation of some vaso-motor disorder.
- Digitigrade** (*dij'-it-ig-rad*) [*digitus*, finger; *gradi*, to walk]. In biology, walking on the toes.
- Digitonin** (*dij-it-o-nin'*) [*digitalis*, pertaining to the fingers], $C_{31}H_{52}O_{17}$. A white, amorphous mass obtained from digitalis. It is easily soluble in water, slightly so in alcohol; insoluble in ether and chloroform.
- Digitoxin** (*dij-it-oks'in*) [*digitalis*, pertaining to the fingers; *toxicum*, poison], $C_{21}H_{32}O_7$, or $C_{12}H_{22}O_{31}$. A highly poisonous alkaloid from *Digitalis purpurea*. Its effects are little understood. Its action is cumulative. Unof.
- Digitule** (*dij'-it-ul*) [*digitulus*, a little digit]. A little finger, toe, or claw; a small organ or prominence resembling a digit.
- Digitus** (*dij'-it-us*) [L.]. A finger or toe.
- Diglossia** (*di-glos'-e-ah*) [*δῖς*, double; *γλῶσσα*, tongue]. The condition of having a double tongue.
- Digoneutic** (*di-go-nut'-tik*) [*δῖς*, two; *γόνος*, offspring]. In biology, producing two broods a year.
- Digonoporous** (*di-go-nop'-or-us*) [*δῖς*, two; *γόμος*, offspring; *πόρος*, pore]. In biology, having the genital pores separate.
- Dign** (*dij'-jin*) [*δῖς*, two; *γυνή*, woman]. In biology, having two pistils.
- Dihydrolutidin** (*di-hi-dro-lut'-tid-in*) [*δῖς*, double; *ἵδωρ*, water], $C_8H_{11}N$. One of the alkaloids of cod-liver oil. See *Morrhualins*.
- Dihysteria** (*di-his-te'-re-ah*) [*δῖς*, double; *ἰστέρα*, the womb]. The presence of a double womb.
- Dilaceratio cataractæ** (*di-las-er-a'-she-o kat-ar-ak'-te*) [L.]. See *Dilaceratio*.
- Dilaceration** (*di-las-er-a'-shun*) [*dilaceratio*, a tearing apart]. A tearing apart; division of a membranous cataract by a tearing operation.
- Dilatatio cordis** (*di-lat-a'-she-o kor'-dis*) [L.]. Dilatation of the heart.
- Dilatation** (*di-lat-a'-shun*) [*dilatate*, to spread out]. 1. An increase in the size of a cavity or of the lumen of a vessel; expansion of an organ without hypertrophy. 2. Surgical stretching out of the walls of a hollow organ. **D. of Blood-vessel.** See *Telangiectasis*. **D. of Heart,** an increase in the size of one or more of the cavities of the heart, arising from a relaxation or weakening of the heart-muscle. It is associated with evidences of failure of circulation, resulting in congestion of the lungs and other viscera and tissues.
- Dilatator** (*di-lat-a'-tor*). See *Dilator*.
- Dilator** (*di-la'-tor*) [*dilatate*, to spread out]. An instrument for stretching or enlarging a cavity or opening; also, a dilating muscle. See *Muscles, Table of*. **D., Barnes',** an instrument for dilatation of the os and cervix uteri, consisting of a rubber bag, which, when inserted, is distended with water. **D., Intra-uterine,** for dilating the uterine cavity by means of air or water. **D., Laryngeal,** an instrument with two or three blades that may be separated, for freeing or dilating the larynx.
- Dilemma** (*di-lem'-ah*) [*δίλημμα*; *δῖς*, double; *λήμμα*, proposition]. In experiments to determine the reaction-time of psychic processes, if the person is told which side is to be stimulated, or what colored disc is to be presented, etc., the time is shorter. Lack of such foreknowledge is called the dilemma.
- Dill** (*dil*). See *Anethum*.
- Dilmaisch Disease.** See *Disease*.
- Diluent** (*dill'-u-ent*) [*diluere*, to wash away]. An agent that dilutes the secretions of an organ, or that increases the fluidity of secretions.
- Dilution** (*di-lu'-shun*) [*diluere*, to wash away]. 1. The process of mixing with a neutral fluid or substance, in order to attenuate. 2. A diluted substance; the result of a diluting process.
- Dilutionist** (*di-lu'-shun-ist*) [*diluere*, to wash away]. One who advocates the dilution of medicines. **D., High,** a homeopathist who advocates the extreme attenuation of medicines.
- Dimerosomatous** (*dīm-er-o-som'-at-us*) [*δῖς*, two; *μίρονος*, a part; *σῶμα*, body]. In biology, applied to animals, as spiders, that have the body divided into two regions, cephalo-thorax and abdomen.
- Dimerous** (*dīm'-er-us*) [*δῖς*, two; *μιρονος*, a part]. In biology, bipartite.
- Dimethyl Ketone.** See *Acetone*.
- Dimethylamin** (*di-meth-ill'-am-in*) [*δῖς*, two; *methyl, amin*], NC_2H_7 . A non-toxic ptomaine found in putrefying gelatin, old decomposing yeast, certain varieties of fish-decomposition, etc.
- Dimethylarsin** (*di-meth-il-ar'-sin*). See *Cacodyl*.
- Dimethylphenylene-green.** See *Fixments, Conspectus of*.
- Dimetria** (*di-me'-trē-ah*) [*δῖς*, double; *μήτρα*, the womb]. The condition of having a double womb.
- Dimidiate** (*di-mid'-e-at*) [*di*, apart; *medius*, middle]. In biology, divided into halves, or represented by one half only; one-sided. Applied to an anther whose lobes are widely separated by a broad connective, or to animals that are male on one side and female on the other.
- Diminished Breathing.** See *Breath-sounds*.
- Dimorphism** (*di-morf'-izm*) [*δῖς*, double; *μορφή*, form]. The property of assuming or of existing under two distinct forms.
- Dimorphous** (*di-morf'-us*) [*δῖς*, double; *μορφή*, form]. In chemistry, having the quality of two forms of crystallization. In biology, existing in two forms, as individuals of the same species that differ in form, structure, size, or color.
- Dimple** (*dīm'-pl*) [AS., *dynt*]. A slight depression.
- Dingee** (*din'-jee*). Synonym of *D. n. gae*.
- Dingler's Green.** See *Fixments, Conspectus of*.
- Dinic, Dinical** (*din'-ik*, or *din'-ik-al*) [*δῖνος*, whirl]. Pertaining to or useful in the relief of vertigo.
- Dinitrobenzene** (*di-ni-tro-ben'-zēn*) [*di*, two; *nitrum*, niter; *benzene*], $C_6H_4(NO_2)_2$. One of the ingredients of *Koburite, q. v.*
- Dinner Pills.** A name applied to various mild cathartic pills taken after meals. See *Lady Webster Pill*.
- Dinomania** (*din-o-ma'-ne-ah*) [*δῖνος*, a whirling dance; *μανία*, mania]. Dancing mania. Choromania, *q. v.*
- Dinus** (*dī'-nus*) [*δῖνος*, whirl]. Vertigo or dizziness.
- Diœcious** (*di-ē'-shus*). See *Diœcious*.
- Diogenes' Cup.** See *Poculum diogenis*.
- Diognus** (*di-og'-nus*) [*δῖωγμος*, a chase]. Palpitation of the heart.
- Dionæa** (*di-o-ne'-ah*) [*Διώνη*, Dionæ]. A genus of plants. **D. muscipula**, a plant of the Sundew family, growing in the Carolinas; Venus's fly-trap. It captures and feeds upon various in-sects, and is said to contain droserin and azerin, the same digestive ferments that occur in *Drosera, q. v.* Unof.
- Dionym** (*dī'-o-nim*) [*δῖς*, two; *ἰνύνα*, name]. A name consisting of two words, as *m. dulla oblongata*: *corpus callosum*.
- Diophthalmus** (*di-off-thal'-mu*). See *Diprosopus*.
- Diopsimeter** (*di-op-sim'-et-er*) [*διόπτω*, clear vision; *μετρον*, a measure]. An instrument for exploration of the visual field.
- Dioptr** (*di-op'-ter*). See *Dioptry*.
- Dioptrimeter** (*di-op-tom'-et-er*). Same as *Optometer*.
- Dioptry** (*di-op'-tom'-et-er*) [*διωπτῆρ*, a watchman; *μετρον*, a mea-sure]. The measurement of the accommodative and refractive states of the eye.

Dioptral (*di-op'tral*) [*διοπτρῆ*, a watchman] Pertaining to a dioptry; expressed in dioptries.

Dioptre (*di-op'ter*). See *Dioptry*.

Dioptric (*di-op'trick*) [*δία*, through; *ὀφθαλμῶς*, to see].
1. Pertaining to transmitted and refracted light. 2. A dioptry.

Dioptrics (*di-op'tricks*) [*δία*, through; *ὀφθαλμῶς*, to see]. A branch of optics treating of the refraction of light by transparent media, especially by the media of the eye.

Dioptry (*di-op'try*) [*δία*, through; *ὀφθαλμῶς*, to see]. The most commonly accepted unit of measurement for optic lenses. A positive (or *plus*) spherical (bi-convex) lens of one dioptry has a focal distance of one meter; one of two dioptries, a focal distance of one-half a meter, etc. See *Lenses*, and *Spectacle-lenses*.

Diorthosis (*di-orthosis*) [*δία*, throughout; *ὀρθοῦν*, to straighten]. The surgical correction of a deformity, or repair of an injury done to a limb.

Diorthotic (*di-orthotick*) [*δία*, throughout; *ὀρθοῦν*, to straighten]. Relating to or effecting a diorthosis.

Dioscorea (*di-os-core-ah*) [*Dioscorides*, a famous Greek physician and botanist]. Wild Yam, Colic Root. The rhizome of *D. villosa*, a creeping-plant, indigenous to the eastern U. S. It is claimed to be expectorant, diaphoretic, and stimulant to the intestinal canal, in large doses causing neuralgic pains and erotic excitement. It is used successfully for bilious colic. **D.**, **Fld. Ext.**, of standard strength, dose π xxv-xxx. Unof.

Dioscorein (*di-os-core-in*) [*Dioscorides*, a Greek botanist]. A precipitate from a tincture of the root of *Dioscorea villosa*. It is antispasmodic, expectorant, and diaphoretic. Dose $\frac{1}{2}$ to 4 grains. Unof.

Diosma (*di-os-mah*) [*δία*, divine; *ὄσμη*, odor]. Buchu. See *Balsama*.

Diosmin (*di-os-min*) [*δία*, divine; *ὄσμη*, odor]. An active principle obtained from various species of Buchu. It is an amorphous, bitter substance. Unof.

Diosmosis (*di-os-mo-sis*). Same as *Osmosis*.

Diotic (*di-otick*) [*δύο*, two; *ὄτις*, ear]. Binaural; pertaining to both ears.

Dioxid (*di-oxid*) [*δύο*, two; *ὀξύς*, sharp]. An oxid containing two atoms of oxygen and one of a metal.

Dipentene (*di-pen'ten*) [*C₁₀H₁₆*]. Cinene; a compound produced by heating pine, camphor, and limonene to 250-300° C. It is present in the Russian and Swedish turpentine oil. It is a liquid with an agreeable lemon-like odor; sp. gr. 0.853; boils at 175-176° C.

Dipetalous (*di-pet'ul-us*) [*δύο*, two; *-πέταλον*, a leaf]. In botany, two petaled.

Diphenyl (*di-fen'il*) [*δύο*, two; *φαινή*, purple-red], *C₁₂H₁₀*. A hydrocarbon resulting from the action of sodium upon the sodium salt of benzene in ether or benzene. It is a solid, pungent material. It crystallizes from alcohol and other non-aqueous solvents, melting at 71° C., and boiling at 251° C. **D.-methane**, *C₁₄H₁₂*. Benzyl benzene, a hydrocarbon obtained from benzyl chloride and benzene. It is a liquid, soluble in alcohol and ether, possessing a strong odor of oranges; crystallizes in needles, melts at 26.5° C., and boils at 202° C.

Diphenylamine (*di-fen'il-ayn*) [*δίφαινή*, amin], *C₁₂H₁₁N*. A colorless crystalline solid in the dry distillation of the oxalate. The oil of Eucalyptus; it is also present in the essential oils of camphor and anilin to 24%. It is a liquid, soluble in alcohol and ether, melting at 51° C., and boiling at 310°. It is almost insoluble in water, and is soluble in alcohol and ether. It serves as a component of various dyestuffs. **D. Orange**, *C₁₂H₁₁N*.

Diphenylol (*di-fen'il-ol*) [*C₁₂H₁₀O*]. Oxy diphenyl;

obtained by diazotizing amido diphenyl sulphate. It sublimes in shining leaflets, melting at 165° C., and boiling at 305.8° C.

Diphosphatid (*di-fos'fat-id*) [*δί*, twice; *phosphorus*]. Any phosphatid containing the phosphorized radical twice (such as assurin). Diphosphatids exist in the brain-substance and in other animal tissues.

Diphtheria (*dif-*, or *dip-thet'-re-ah*) [*διφθερα*, a skin or membrane]. An acute, epidemic, infectious disease, generally regarded as of specific contagious origin, attacking especially the mucous membrane of the air-passages, and producing profound depression of the vital forces. It is characterized specifically by the formation of layers of whitish or yellowish membrane upon the mucous membrane of the pharynx, nose, and larynx, and upon any existing cutaneous abrasion. The duration of the disease is from one to two weeks, death, when it follows, occurring usually within a week. There are certain grave sequelae that must be noted; chief among these are various forms of paralysis, especially of the palate. The prognosis is always grave. To stain the microorganisms of diphtheria see *Löffler's Method*, *Gram's Method*.—a fragment of false membrane being spread on a cover-glass, dried, and otherwise treated as a cover-glass preparation. **D.**, **Antitoxin Treatment** of, the treatment of diphtheria with subcutaneous injections of the blood-serum of animals, and more especially the horse, rendered immune to diphtheria by previous and repeated inoculation with progressively increasing doses of the toxic products of the bacillus diphtherie. **D. circumscripta**, a peculiar form of diphtheria described by Barrett, in which a distinct circumscribed slough appears on one tonsil, and death often results. **D.**, **Cutaneous**, a form involving abrasions of the skin. **D.**, **Gangrenous**, a gangrene of the skin and mucous membrane sometimes accompanying diphtheria. **D.**, **Laryngeal**, a form involving the larynx, threatening death by suffocation. **D.**, **Malignant**, a very fatal form, beginning with rigor, vomiting, and attended with typhoid symptoms. **D.**, **Nasal**, a form in which the diphtheritic membrane spreads to the nasal passages, and is accompanied by a fetid, brown discharge. **D.**, **Secondary**, a term designating the occurrence of the disease in association with other acute affections, such as typhoid fever, scarlatina, etc. **D.**, **Paraffin Treatment** of, the membrane is scraped or peeled off, and paraffin is applied to the raw surface every hour by means of a large camel's-hair brush.

Diphtheric (*dif-ther'ik*) [*διφθερα*, a skin or membrane]. Pertaining to diphtheria. **D. Conjunctivitis**, a form of conjunctivitis attended with an infiltration of coagulable matter or inflammatory products. **D. Membrane**, the pellicle forming on the parts involved in the diphtheric process. **D. Paralysis**, a paralysis frequently affecting the muscles of the soft palate and larynx, after the healing of the lesions of these parts.

Diphtheritic (*dif-ther'it-ik*) [*διφθερα*, a skin or membrane]. Same as *Diphtheric*, *q. v.*

Diphtheritis (*dif-ther'it-is*). See *Diphtheria*.

Diphtheroid (*dif-ther-oid*) [*διφθερα*, a skin or membrane]. Resembling diphtheria. **D. Throat**. Synonym of *Herpetic Tonsillitis*.

Diphthongia (*dif-thon'je-ah*) [*δύο*, double; *φθόγγος*, a voice]. The production of a double tone of the voice by the incomplete unilateral paralysis of the recurrent nerve, or by some lesion of the vocal bands that causes each portion of the glottis to produce its own sound.

Diphycercal (*dif-i-ser'kal*) [*δύο*, double; *κίρκος*, tail]. In biology, applied to fishes that have the

caudal fin-rays arranged equally above and below the extremity of the spinal column.

Diphygenic (*dif-i-jen'-ik*) [*διφύγης*, of a two-fold nature or form; *γενῶν*, to produce]. In biology, producing successively two sorts of embryos.

Diphyllous (*di-fil'-us*) [*δίς*, two; *φύλλον*, leaf]. In biology, composed of two leaves or sepals.

Diphyodont (*dif'-e-o-dont*) [*διφύγης*, twofold; *ὀδούς*, tooth]. In biology, having two sets of teeth, as the milk-teeth and the permanent teeth.

Diplacusis (*dip-lak'-u'-sis*) [*διπλῶος*, double; *ἀκουσίς*, hearing]. 1. The hearing of a tone as higher by one ear than by the other; called *D. binauralis*. 2. The hearing of two tones by one ear, when only one tone is produced; called *D. uniauralis*, or *D. monauricularis*.

Diplanetic (*di-plan-et'-ik*) [*δίς*, twice; *πλανητός*, wandering]. In biology, applied to organisms that are twice active with an intervening period of quiescence.

Diplastic (*di-plas'-tik*) [*δίς*, two; *πλάσσειν*, to form]. A term applied to cells having two substances in their constitution.

Diplegia (*di-ple'-je-ah*) [*δίς*, double; *πληγή*, stroke]. Coincident paralysis of two corresponding parts, as of the two arms. Double or bilateral hemiplegia.

Diplegic (*di-ple'-jik*) [*δίς*, double; *πληγή*, stroke]. Relating to or of the nature of diplegia.

Dipleuric (*di-plu'-rik*) [*δίς*, two; *πλευρά*, side]. In biology, bilaterally symmetric.

Diplococcus (*dip-lo-kok'-us*) [*διπλῶος*, double; *κόκκος*, kernel]. A micrococcus whose spherules are joined two and two. See *Micrococcus* and *Bacteria*.

Diplocoria (*dip-lo-kol'-re-ah*) [*διπλῶος*, double; *κόρη*, pupil]. That state in which the pupil is double.

Diploë (*dip'-lo-e*) [*διπλόη*, a fold]. The cellular osseous tissue between the tables of the skull.

Diploëtic (*dip-lo-et'-ik*) [*διπλόη*, a fold]. Relating to the diploë; diploic.

Diplogenesis (*dip-lo-jen'-es-is*) [*διπλῶος*, double; *γένεσις*, production]. The development of a double or twin monstrosity.

Diploic (*dip'-lo'-ik*) [*διπλόη*, a fold]. Pertaining to the diploë.

Diploma (*dip'-lo'-mah*) [*δίπλωμα*, a diploma]. A document granted by an authorized body of men, showing that the recipient has performed certain work under the prescribed conditions, and is entitled to a definite professional rank and title.

Diplomyelia (*dip-lo-mi-el'-e-ah*) [*διπλῶος*, double; *μυελός*, marrow]. An apparent doubleness of the spinal cord, produced by a longitudinal fissure.

Diphony (*dip-loff'-o-ne*) [*διπλῶος*, double; *φωνή*, voice]. Same as *Diphthongia*.

Diphophonia (*dip-lo-fo'-ne-ah*) [*διπλῶος*, double; *φωνή*, voice]. A rare symptom of laryngeal disease in which a double note is produced in the larynx. It is stated by Gottstein to occur in some cases of paralysis, or when a small tumor is situated so that on phonation it lies between the vocal bands. Cf. *Diphthongia*.

Diplopia (*dip'-lo'-p'-ah*) [*διπλῶος*, double; *ὄψω*, sight]. Double vision, one object being seen by the eye or eyes as two. **D.**, **Binocular**, the most frequent, is due to a derangement of the muscular balance, the images of the object being thereby thrown upon non-identical points of the retinae. **D.**, **Crossed**, or **D.**, **Heteronymous**, the result of divergent strabismus, the image of the right eye appearing upon the left side, and that of the left eye upon the right side. **D.**, **Direct**, or **D.**, **Homonymous**, the reverse of Crossed **D.**, due either to paralysis of the external rectus or

over-action of the internal rectus. **D.**, **Physiologic**, that produced when an imperfect image is seen beyond or within the distance of the object accommodated for and transfixed by the visual axes. **D.**, **Monocular**, or **D.**, **Unicocular**, diplopia with a single eye, usually due to polycoria or other imperfections of the media.

Diplopic (*dip'-lo'-pik*) [*διπλῶος*, double; *ὄψις*, sight]. Relating to or affected with diplopia.

Diplopiometer (*dip-lo-pe-om'-et-er*) [*διπλῶος*, double; *ὄψις*, sight; *μέτρον*, measure]. An instrument for measuring the degree of double vision.

Diploplacula (*dip-lo-plak'-u-lah*) [*διπλῶος*, double; *πλάξ*, a tablet or plate]. In biology, a placula or discoid embryo composed of two layers of cells.

Diplostemonous (*dip-lo-stem'-o-nus*) [*διπλῶος*, double; *στήμων*, a thread]. In biology, applied to a flower in which the stamens are double the number of sepals and petals.

Diploteratography (*dip-lo-ter-at-og'-ra-fe*) [*διπλῶος*, double; *τέρας*, a monster; *γράφειν*, to write]. A term used by Fisher to denote the description and diagnosis of special forms of double monsters.

Diploteratology (*dip-lo-ter-at-ol'-o-fe*) [*διπλῶος*, double; *τέρας*, a monster; *λόγος*, science]. The science of twin monstrosities.

Dippel's Animal Oil. Oleum cornu cervi; a pyrolygenous oil, containing ammonium carbonate, amins, and aromatic compounds. It is obtained in distilling bone and deer's horn. It is antispasmodic and stimulant. Unof.

Dipropargyl (*di-pro-par'-jil*), C_6H_6 . One of the hydrocarbons; a mobile liquid, of penetrating odor, isomeric with benzene; it boils at $85^{\circ}C$.; its specific gravity at $18^{\circ}C$. equals 0.81. If allowed to stand or if heat be applied to it, dipropargyl polymerizes and becomes thick and resinous.

Diprosopia (*di-pro-so'-pe-ah*) [*δίς*, double; *πρόσωπον*, face]. In teratology, the duplication of the face.

Diprosopus (*di-pros'-o-pus*) [*δίς*, double; *πρόσωπον*, face]. A monster characterized by a duplicity of the face and head, frequently associated with hydrocephalus, acrania, defective development of the brain, and spina bifida. The diprosopi have been classified as follows: 1. *Diprosopus di-phthalmus*. 2. *D. distortus*. "Fisher has described the first case of diprosopus diophthalmus, or distortus, reported in English." There was anencephalus, a broad duplex nose, two mouths, one oral cavity, two tongues. 3. *D. triophthalmus*. In this variety there are three eyes, often with other deformities of the face and head, such as acrania, hare-lip, and cleft-palate. 4. *D. tetrophthalmus*. In this variety the differentiation of the two faces is further advanced, but there are still but two ears. There are present four eyes. 5. *D. triotus*. In this variety there are usually four eyes and always three ears. 6. *D. tetrotus*. In this variety, the intermediate stage between diprosopus and dicephalus, there are four eyes and four ears, with considerable duplicity in the cervical region. This is an extremely rare condition in the human race.

Dipsesis (*dip-se'-sis*) [*δίψησις*, thirst]. Extreme thirst.

Dipsetic (*dip-set'-ik*) [*δίψητικός*, causing thirst]. Causing or attended with thirst.

Dipsomania (*dip-so-ma'-ne-ah*) [*δίψα*, thirst; *μανία*, madness]. The uncontrollable desire for spirituous liquors. This is generally considered as a disease.

Dipsomaniac (*dip-so-ma'-ne-ak*) [*δίψα*, thirst; *μανία*, madness]. A person affected with dipsomania.

Dipsopathy (*dip-sop'-a-the*) [*δίψα*, thirst; *πάθος*, affection]. Any disease depending upon or related to alcoholic excess.

Dipsosis (*dip-so'-sis*). See *Dipsesis*.

- Dipterocarpus** (*dip-ter-o-kar'-pu*) [*δίπτερον*, two-winged; *καρπός*, fruit]. A genus of trees, mostly S. Asiatic. *D. alatus*, *D. costatus*, *D. hi pida*, *D. laevis*, and *D. zeylanicus* afford wood oil or gurjun balsam.
- Dipterous** (*dip'-ter-u*) [*δίς*, two; *πτερον*, wing]. In biology, two winged, as a fly or a seed.
- Dipteryx** (*dip'-ter-ik*) [*δίς*, two; *πτερυξ*, a wing]. A genus of leguminous trees. **D.** *odorata*, the tree that produces the Tonka Bean, etc.
- Dipygus** (*dip'-ig-us*) [*δίς*, double; *πυγίς*, buttocks]. A monstrosity with more or less duplication of the pelvis and lower parts of the back.
- Dirca** (*dīr'-kē*) [*Δίρκα*, a fountain near Thebes]. A genus of apetalous shrubs. **D.** *palustris*, wicopy, leatherwood, or moosewood; a N. American thymelaeaceous shrub, with the properties of mezerion. It is sparingly used in domestic practice for dyspepsia and hemiparesis. Unof.
- Direct** (*dīr'-tū*) [*directus*, straight]. In a right or straight line. **D.** **Current**. See *Current*. **D.**, **Image**. See *Image*. **D.** **Ophthalmoscopy**. See *Ophthalmoscopy*. **D.** **Vision**, the perception of an object the image of which falls upon the macula.
- Direction** (*dīr-ek'-shun*) [*dirigere*, to direct]. Relative position considered without regard to linear distance. **D.**-**spindle**, a fusiform body of the ovula, stretching from the germinal vesicle toward the surface.
- Director** (*dīr-ek'-tor*) [*dirigere*, to guide]. Anything that guides or directs. **D.**, **Grooved**, an instrument grooved to guide the knife in surgical operations.
- Dirigomotor** (*dīr-ig-o-mot'-tor*) [*dirigere*, to direct; *motor*, a mover]. Causing or involving motion and at the same time directing that motion to an end.
- Dirt** (*dirt*) [ME., *drit*]. Excrement; feces. **D.**-**eat-ing**. See *Cithonophagia* and *Geophagism*.
- Dis** [*δύς*, twice]. A prefix used to denote *two* or *double*. Also, a prefix to denote *apart* from.
- Disaccharids** (*dī-sak'-ar-ids*). See *Carbohydrates*.
- Disarthral** (*dī-sar'-thral*) [*δίς*, twice; *άρθρον*, a joint]. Relating to muscles that pass over two joints, e.g., the triceps.
- Disarticulation** (*dī-sar-tik-ul'-shun*) [*dis*, apart; *articulus*, a joint]. Amputation in the contiguity of a part or at a joint.
- Disassimilation** (*dī-sa-sim-il'-shun*) [*disassimilatio*]. In ophthalmology, the decomposition of visual substances in the retina.
- Disassociation** (*dī-sa-sō-sē'-shun*) [*dis*, apart; *associare*, to unite with]. In chemistry, the decomposition of a compound by heat, the molecules reuniting on the removal of the heat.
- Disc** (*dī'-us*, *δίσκος*, a quoin or round plate). A circular, plate-like organ or body, especially the papilla of the eye, the entrance of the optic nerve into the eyeball. Its area corresponds with that of the *blind spot*. In dentistry, an instrument in the form of a disc, made of emery, cuttle fish, bone, or sand paper, for finishing fillings on surfaces between teeth. **D.**, **Blood**. See *Blood*. **D.**, **Carrier**. **D.**-**carrier**, an instrument applied to the dental engine for the better application of corundum discs to the teeth. **D.**, **Choked**. See *Excavation*. **D.**, **Corundum**. A device used in dentistry for separating teeth, by cutting away a portion; it is used with the dental engine, and applied by means of carriers, that admit of ready adjustment and change of the disc to any desired angle with the shaft containing it. **D.**, **Cupping of**. See *Excavation of the Open Artery*. **D.**, **Germinal**, the small disc of the blastodermic membrane, in which the first traces of the embryo are seen. **D.**, **Hypermetropic**, hazy; simulating cataract, observed in hypermetropia. **D.**, **Proliferous**. See *In uero proliferus*.
- Discharge** (*dis-charj'*) [ME., *dischargen*, to unload]. Any evacuation; and that which is evacuated. See also *Pigments*, *Colors* and *Dyestuffs*.
- Discharger** (*dis-char'-jer*). See *Electric*.
- Discharging** (*dis-charj'-ing*) [ME., *dischargen*, to unload]. Unloading, flowing out, as pus, etc. **D.** **Centers**, nerve-centers whence emanate influences which, according to the structures at the other ends of the nerves connected with them, may cause movements (muscles), secretion (glands), or contraction of vessels. **D.** **Lesion**, a brain-lesion that causes sudden discharges of nervous motor influence.
- Disciferous** (*dis-ij'-er-us*) [*discus*, a disc; *ferre*, to bear]. In biology, disc-bearing.
- Discifloral** (*dis'-if-lo-ral*) [*discus*, a disc; *flos* (*flor*), a flower]. In biology, applied to such flowers as have the receptacle expanded into a conspicuous disc.
- Discissio cataractæ**. See *Discission*.
- Discission** (*dis-ish'-ion*) [*discissio*; *discindere*, to tear or cut apart]. 1. Bilateral incision, as of the cervix uteri. 2. An operation for cataract. See *Cataract*.
- Discoblastula** (*dis-ko-blas'-tu-lah*) [*δίσκος*, a disc; *βλαστός*, a germ]. In embryology, the blastula resulting from the development of a discomerula.
- Discocarp** (*dis'-ko-karj'*) [*δίσκος*, a disc; *καρπός*, a fruit]. In biology, applied to those fruits in which the expanded receptacle encloses the seeds or achenia; also the same as *Apothecium*.
- Discocyntula** (*dis-ko-sit'-u-lah*) [*δίσκος*, a disc; *κύτος*, a cell]. In embryology, the cyntula resulting from the reformation of a nucleus in a discomerula.
- Discodactyl** (*dis-ko-dak'-til*) [*δίσκος*, a disc; *δάκτυλος*, a finger]. In biology, applied to those animals (e.g., toads and frogs) the ends of whose toes are provided with disc-like dilations.
- Discogastrula** (*dis-ko-gas'-tru-lah*) [*δίσκος*, a disc; *γαστήρ*, belly; *gastrula*, a two-layered germ-cup]. The gastrula resulting from discoid egg-cleavage or discoid segmentation of the yolk.
- Discoid or Discoidal** (*dis'-koid*, *dis-koī'-dal*) [*δίσκος*, a disc]. Somewhat disc-shaped.
- Discomerula** (*dis-ko-mo-ner'-u-lah*) [*δίσκος*, disc; *μοήρης*, solitary]. In embryology, a disc-like monerula of a meroblastic ovum.
- Discomerula** (*dis-ko-mor'-u-lah*) [*δίσκος*, a disc; *morula*, dim. of *morum*, a mulberry]. In embryology, a disc-like morula of a meroblastic ovum.
- Discrete** (*dis-kret'*) [*discretus*, separated]. A term applied to exanthematous eruptions in which the pustules or papules remain distinct. The opposite of confluent.
- Discus** (*dis'-kus*) [*δίσκος*, a disc]. A disc. **D.** **proliferus**, the elevated cells of the *membrana granulosa* of the ovum, whereby the ovum is attached.
- Discussion** (*dis-kush'-ion*) [*discussio*]. The scattering or driving away of a swelling, effusion, or tumor.
- Discutient** (*dis-ku'-shent*) [*discutere*, to shake apart]. 1. Capable of effecting resolution or discussion. 2. A medicine supposed to have the power of scattering or discussing a swelling.
- Disdiacblast** (*dis-dī'-ab-last*) [*δίς*, double; *διά*, through; *κλῆμα*, to break down]. Any one of the (supposed) small doubly-refractive elements in the contractile discs changing its position during muscular contraction and relaxation.
- Disease** (*dis-ēz'*) [*dis* negative; *ease*, a state of rest]. A condition of the body marked by inharmonious action of one or more of the various organs, owing to abnormal condition or structural change. A *Table of Diseases* named after men who have described or have especially studied them is appended. **D.**, **Acute**, a disease marked by rapid onset and course. **D.**, **Bad**,

a synonym of syphilis. **D., Bleeders'**, synonym of *Hemophilia*. **D., Chronic**, one that is slow in its course. **D., Constitutional**, one in which a system of organs or the whole body is involved. **D., Coarse**, the macroscopic organic lesions in a disease. **D., Cretinoid**. See *Myxodema*. **D. of Ditmarsch**, a form of endemic syphilis that was seen in Ditmarsch from 1762-1842. **D., Fatigue**. See *Fatigue*. **D., Feigned**, the wilful simulation of disease or injury, through malice or for the purpose of attaining a desired end. **D., Focal**, a centrally localized disease of the nervous system as distinguished from peripherally localized affections. **D., Functional**, abnormality of function without discoverable organic lesion. **D., Grouse**. See *Grouse Disease*. **D., Idiopathic**, one that exists by itself without any connection with another disorder; one of which the cause is unknown. **D., Intercurrent**, a disease occurring during the progress of another of which it is independent. **D., Knife-grinder's**, chronic catarrhal bronchitis met with in knife-grinders. **D., Pearl-worker's**, a recurrent bone-inflammation, with enormous hypertrophy of the bone, seen in workers in pearl-dust. **D., Saint Gothard**, a synonym of *Anchylostomiasis* or *Doehmiasis*, *q. v.* **D., Septic**, one arising from the putrefactive fermentation of some foreign substance within the body. **D. of Siam**. Synonym of *Yellow Fever*. **D., Specific**, one caused by the introduction of a specific virus or poison within the body; also a synonym of *Syphilis*. **D., Subacute**, one more protracted and less active than an acute disease. **D., Subchronic**, one less protracted than a chronic disease, but more protracted than an acute disease. **D., Symptomatic**, a disease caused by or connected with another ailment of the body. The opposite of idiopathic disease. **D., Zymotic**, a term used to include the whole class of germ-diseases, or those arising from the introduction and multiplication of some living germ within the body.

Disengagement (*dis-en-gaj'-ment*) [Fr., *desengager*, to disengage]. Emergence from a confined state; especially the escape of the fetus from the vaginal canal.

Disfigurement (*dis-fig'-ur-ment*) [*dis*, priv.; *figurare*, to fashion]. Blemish; deformity.

Disinfectant (*dis-in-fek'-tant*) [*dis*, neg.; *infcere*, to corrupt]. An agent that destroys disease-germs and noxious properties of fermentation and putrefaction.

Disinfection (*dis-in-fek'-shun*) [*dis*, neg.; *infcere*, to corrupt]. The destroying of disease-germs by means of heat, chemic substances, fumigation, or by fresh air. **D., Ransom's Apparatus for**, a method of disinfection by means of dry heat. **Washington Lyon's Apparatus**, a method in which steam is employed as the active agent.

Disinfectol (*dis-in-fek'-tol*) [*dis*, neg.; *infcere*, to corrupt]. An antiseptic substance analogous to creolin and lysol. It is used in the form of a two to five per cent. emulsion.

Disinfectol (*dis-in-fek'-tor*) [*dis*, neg.; *infcere*, to corrupt]. An apparatus for the purpose of disinfection.

Disintegrate (*dis-in'-te-grat*) [*dis*, apart; *integer*, the whole]. To break up or decompose.

Disinvagination (*dis-in-vaj-in'-a'-shun*) [*dis*, neg.; *in*, in; *vagina*, a sheath]. The reduction or relief of an invagination.

Disjoint (*dis-joint'*) [*disjoindre*, to dis-join]. To disarticulate; to separate, as bones, from their natural relations.

Disk. See *Disc*.

Disklet (*disk'-let*) [*δίσκος*, a disc]. A little disc.

Dislocation (*dis-lo-ka'-shun*) [*dis*, apart; *locare*, to place]. The luxation or abnormal displacement of one or more bones of a joint, or of any organ from its

natural position. **D., Complete**, the bones entirely separated. **D., Compound**, the coverings of the joint ruptured. **D., Consecutive**, the displaced bone is not in the same position as when originally misplaced. **D. of Eyeball**, displacement of the eyeball outside of the lids. **D. of Lens**, the crystalline lens thrown out of its capsule, or misplaced so that it does not occupy its proper position behind the pupil. **D., Old**, inflammatory changes having ensued. **D., Partial, or Incomplete**, the articulating surfaces remaining in partial contact; called, also, *Subluxation*. **D., Primitive**, the bones remaining as originally displaced. **D., Recent**, no inflammatory changes having ensued. **D., Simple**, without laceration of the surrounding parts. **Diastasis**, dislocation of an amphiarthrotic joint; also a separation, as of the parts of a muscle, or of the epiphysis of a bone from the diaphysis.

Disorder (*dis-or'-der*). See *Disease*.

Disorganization (*dis-or-gan-iz-a'-shun*) [*dis*, priv.; *organizare*, to organize]. Destruction or loss of organic structure; complete pathologic or traumatic change in the minute structure of any tissue.

Disparate (*dis'-par-at*) [*dispar*, unequal]. Not alike; unequal or unmet. **D. Points**, non-identical points of the two retinae. Diplopia is produced when the images of a single object fall upon such points.

Dispareunia (*dis-par-oo'-ne-ah*). See *Dyspareunia*.

Dispensary (*dis-pens'-ar-e*) [*dispensare*, to distribute]. A charitable institution where medical treatment is given the poor and medicines are dispensed on prescription.

Dispensatory (*dis-pens'-at-or-ē*) [*dispensatorium*, an apothecary's diary]. A treatise on the materia medica, and the composition, effects, and preparation of medicines.

Dispensing (*dis-pens'-ing*) [*dispensare*, to weigh out]. The measuring, weighing, and issuing of the drugs ordered in a prescription.

Dispersion (*dis-per'-shun*) [*dispersio*; *dispersus*, scattered]. The resolution, discussion, or scattering of an inflammation or other morbid condition. In physics, the separation of a ray of white light into colored rays; also, any scattering of light, as that which has passed through ground glass.

Dispirem (*di-spi'-rem*) [*dis*, two; *spira*, a spiral]. In embryology, the two skeins of a dividing nucleus formed from the nuclear loops and giving rise to the daughter nuclei. It is the seventh stage of *Karyokinesis*, *q. v.*

Displacement (*dis-plas'-ment*) [Fr., *desplacer*, to displace]. A putting out of place; applied to various organs, as the uterus, heart, etc. **D. of Mortality**. See *Carrot's Doctrine*.

Dispora caucasica (*dis'-por-ah kaw-ka'-ik-ah*). See *Bacillus causicus*, under *Bacteria*, *Synonymatic Table of*.

Disposition (*dis-po-sish'-un*) [*dispositio*, an arranging]. Tendency, either physical or mental, to certain diseases.

Dissection (*dis-ek'-shun*) [*dissectio*, *dissecare*, to cut up]. The disassociation and exposition by means of incisions, cutting apart, etc., of the organs of the body, for purposes of scientific study. **Dissecting Aneurysm**. See *Aneurysm*. **Dissecting Wound**, injury during dissection, with consequent introduction of septic material. It may become constitutional and result in septicaemia, or it may take the form of warts, *Ferruca necrogenica*. The sore resulting directly from the prick or abrasion is called *Post-mortem pustule*.

Disseminated (*dis-em'-in-a'-ted*) [*disseminare*, to scatter seed]. Scattered; spread over a large area. **D. Sclerosis**. See *Insular Sclerosis*.

TABLE OF EPONYMIC DISEASES.

NAME.	ETIOLOGY.	SYMPTOMS.	PATHOLOGY.	THERAPY.	SYNOYMS.
Achilles' tendonitis.	Over-exertion and contusion of the tendon of the heel.	Excess inflammation of the skin, pro- gressive anemia, delirium, death from exhaustion.	Tuberculous infiltration and tuber- culous degeneration of the capsule.	Tuberled achillis.	Melasma supraciliare, dermatophre- sisma supraciliare; cutis area brunza of skin disease; copper-skin
Acromioclavicular joint.	Contusion of the skin and breast, scar-like growths, of rounded, oval, or irregular shape; pale-yellowish or brownish in color; fixation of joints from skin-infiltration.	Contraction of the skin and breast.	Formation of scar-tissue.	Traumatism.	Morphea; circumscripted scleroder- ma; scleroderma localis.
Adams' disease.	Shoulder, shoulders, and neck.	Fibrous outgrowths of the skin.	Formation of connective tissue.	Obscure; traumatism.	Cheled; keloid; hangoid mycosis; true keloid
Adams' disease.	Spinal cord.	Progressive muscular atrophy, spastic condition, tremors.	Degeneration of the motor nuclei in the pyramidal tracts of the cord and medulla; fatty and sclerotic changes in the muscles.	Unknown.	Charcot's palsy; progressive muscular atrophy; Cruveilhier's atrophy; Duchenne's disease.
Adson's fatty necrosis.	Pancreas, omentum, mes- entery.	Indefinite; those of acute pancreatitis.	Areas of opaque, white, fatty, and cal- careous degeneration in the organs affected.	Obscure.	
Adson's fracture.	Radius (lower extremity).	Silver-fork deformity.	A clipping off of the articular surface.	Traumatism.	
Basaloid disease.	See <i>Graves' disease</i> .			Obscure.	Buccal psoriasis.
Basin's disease.	Mucous membrane of hard palate of the new-born.	Psoriatic eruption on the buccal mu- cous membrane.	That of psoriasis.	Obscure.	
Beard's hernia.	Intestine.	Those of hernia.	Femoral hernia, through the saphe- nous opening.	Strain; traumatism.	
Beard's aphthæ.	Mucous membrane of hard palate of the new-born.	Progressive marasmus and death.	Specific ulcerative stomatitis of the hard palate.	Microbic.	Ulcerative stomatitis of the new- born; plaques pterygoïdennes; aphthæ of the palate; athrepsia.
Begbie's disease.	See <i>Graves' disease</i> and <i>Bergeron's disease</i> .				
Begbie's disease.	Brain.	Acute delirium, wild hallucinations, insomnia, slight fever, dry tongue, rapid running pulse.	No lesions found.	Obscure.	Acute delirium; acute periencephal- itis.
Bell's palsy or paral- ysis.	Facial nerve.	Immobility of the affected side of the face; impairment of hearing; herpes; occasional neuralgia.	Lesion of the facial nerve; a neuritis.	Tumors; abscess; chronic inflamma- tion; cold.	Facial paralysis.
Berard's aneurysm. See <i>Aneurysm</i> .	Artery.	Those of aneurysm.	That of aneurysm.	Traumatism; strain; atheroma.	
Bergeron's disease.	Any group of muscles, as of abdomen, head, etc.	Localized rhythmic movements.	None.	Hysteria.	Localized rhythmic chorea; hys- terical chorea; Begbie's disease.
Blainville's ear.	Ear.	Asymmetry of the ears.	Deformity of the ears.	Congenital.	
Bostock's catarrh.	A synonym of <i>Hays fever</i> .				

Bouillaud's disease.		<i>itis, q. v.</i>			
Boyer's cyst.	A synonym of <i>Endocarditis</i> .	Painless and gradual enlargement of the bursa.			Irritation.
Bright's disease. See <i>Bright's Disease</i> .	Kidney.	Edema, anemia, albuminuria, tubercasts.			Cold; specific poisons; lead-poisoning; repeated congestion.
Briquet's ataxia.	Nervous system.	Ataxia; local anesthesia; hysterical manifestations.			Hysteria.
Brodie's aphasia.	Brain.	Loss of speech from incoordination of the muscles; agraphia; right-sided hemiplegia.			Motor aphasia; ataxic aphasia.
Brodie's abscess.	Head of the tibia.	Those of bone-abscess.			Tubercle-bacillus; traumatism.
Brodie's disease or knee.	Knee and other joints.	Those of synovitis.			Various diseased conditions of the brain.
Brown-Séquard's disease.	Spinal cord.	Paralysis of a limb or side of the body, corresponding to the lesion in the cord; anesthesia on the opposite side; increased reflexes on side of lesion.			Tumors or traumatism of one side of the cord at some level.
Budd's jaundice.	A synonym of <i>Acute Yellow</i> .	<i>low Atrophy of the liver</i> . See <i>Icterus</i>			Brown-Séquard's paralysis.
Buhl's disease.	All the organs of the newborn.	Icterus, cyanosis, diarrhea, vomiting.			Icterus typhoides (of Lebert).
Carswell's grapes.	Lungs.	Those of pulmonary tuberculosis.			Icterus of the newborn.
Cazenave's lupus.	Skin of face and head, usually; occasionally that of extremities, rarely on trunk.	Characteristic eruption on skin. See <i>Lupus</i> .			Lupus erythematoses; lupus erythematosus.
Chabert's disease.	A synonym of <i>Syphilitic</i> .	<i>Andoax or Black-leg, q. v.</i>			Unknown; preexisting congestion of skin.
Charcot's disease (<i>scissure en plaques</i>).	Brain and spinal cord.	Spastic paraplegia with great increase in the reflexes; volitional tremor; scanning speech; nystagmus; mental debility; vertigo; attacks of coma.			Obscure.
Charcot's disease.	Pyramidal tracts of medulla and spinal cord.	Progressive emaciation, and wasting of the muscles; spastic condition of the muscles; increased reflexes; tremor; failure of memory; dementia.			Discriminated sclerosis; cerebro-spinal sclerosis; insular sclerosis; multilocular sclerosis; multiple sclerosis.
Charcot's joint.	Any joint.	Swelling; but slight local heat and pain; soreness on motion.			Hereditary; cold; wet; exposure; worry.
					Various diseases of the spinal cord (Pott's disease; tumors of the gray substance; locomotor ataxia; syringomyelia); traumatism.
					Spinal arthropathy.

TABLE OF TROPICAL DISEASES.—Continued.

NAME.	POCAVITY.	SYMPTOMS.	PATHOLOGY.	ETIOLOGY.	SYMPTOMS.
Campbell's disease.	Perian.	Those of hernia.	Femoral hernia resting on the perineous muscle, the tumor having turned within and behind the femoral vessels.	Strain, traumatism.	Fractured crural hernia.
Cholera.	Rehna; lower third.	Stomach-dormancy.	A splitting from H_2 much to H_2 much above the articulation.	Traumatism.	Polyrhythmicities; polyorbmentitis.
Cholera infantum.	Stomach; middle and the perian.	Vary with the membranes involved.	Progressive and malignant inflammation of various serous membranes.	Obscure.	
Cholera infantum.	Intestines.	Those of hernia.	Congestion; strangulation of the bowel.	Lodgment of the small intestine in the diaphragmatic fossa.	Mesenteric hernia; retroperitoneal hernia.
Cholera infantum.	Synonym of <i>Maschiana</i> , q. v.				
Cholera infantum.	Synonym of <i>Cholera</i> , q. v.				
Cornigan's disease.	A synonym of <i>Acute Incompetency</i> , q. v.				
Cruveilhier's atrophy of puls.	See <i>Duchenne's Disease</i> .				
Cruveilhier's disease.	Stomach.	Pain; hæmatemesis; vomiting; emaciation; peritonitis (occasionally).	Ulceration of the gastric wall.	Improper diet and hygiene.	Simple ulcer of the stomach.
Curling's ulcer.	Duodenum.		Ulceration of the bowel-wall.	Burns of the surface.	Duodenal ulcer.
Dacosta's disease.	Gastro-intestinal tract; heart; brain.	Vary with the part affected, and are preceded by a rapid disappearance of the local signs.	Vary with the localization of the disease.	Gouty diathesis.	Suppressed gout; retrocedent gout; lithæmia.
Darier's disease.	Skin of body.	Characteristic lesions of the skin. See <i>Darier</i> .	Inflammation of the skin-layers, with cell-infiltration.	Obscure.	Psoropomphose; follicularic végétante; keratosis follicularis; ichthyosis sebacea cornea.
Darwin's ear.	Ear.	Absence of the upper part of the helix, and formation of cartilaginous nodules in the helix.	Malformation.	Congenital.	
Devergie's disease.	See <i>Gibson's pteryiasis</i> .				
Donders' glaucoma.	Eye.	Those of glaucoma.	Atrophy of the optic papilla and hardening of the eyeball.	Obscure.	Simple atrophic glaucoma.
Dressler's disease.	Blood.	Recurring periodic attacks of hæmaturia.	Presence of coloring-matter of the blood in the urine.	Malarial.	Paroxysmal hæmoglobinuria; intermittent hæmoglobinuria; periodic hæmoglobinuria; Harley's disease.
Dubini's disease.	Nervous system.	Progressive palsy and wasting, with sudden, shock-like movements.	Obscure.	Obscure.	Electric chorea.
Duchenne's disease.	See <i>Aran-Duchenne's Disease</i> .				
Duchenne's disease.	A synonym of <i>Dubur Paralysis</i> , and of <i>Progressive Locomotor ataxia</i> .				

Duchenne's paralysis.	A synonym of <i>Pseudohydrophobic paralysis</i> .	Protean eruption; itching and burning; exhaustion.	Undetermined.	Dermatitis herpetiformis; pemphigus pruriginosus; hydroa herpetiforme; herpes gestationis; herpes circinnatus; pemphigus circinnatus; pemphigus malignus; pemphigus hystericus.
Dühring's disease, or impetigo.	Skin.	Contraction of one or more fingers.	Cicatrical contraction.	Obscure.
Dupuytren's contraction.	Palmar fascia and contiguous structures.	Those of hydrocele.	Same as hydrocele.	Bilocular hydrocele.
Dupuytren's hydrocele.	Tunica vaginalis testis.	Those of neuritis.	Obscure.	Neuritis fasciens.
Eichhorst's neuritis.	Nerves.	Characteristic lesion. See <i>Tinea azaroides</i> . Slight or no subjective symptoms.	Infiltration of cuticle with the parasite and its spores.	A vegetable parasite; microsporion furur.
Eichstedt's disease.	Skin.	Progressive wasting of various groups of muscles in upper arm and shoulder, and gluteal and thigh muscles; later, hypertrophy.	Fatty and sclerotic degeneration of affected muscles; degeneration of motor nuclei in cord.	Largely hereditary; disease of puberty.
Erb's disease.	Spinal cord.	Loss of power; spasm of muscles of lower extremities; spastic gait; cross-legged progression; increased reflexes.	Obscure; degeneration of pyramidal tracts.	Syphilis, frequently
Erb's palsy.	Pyramidal tracts of cord.	Those of neurasthenia and hysteria.	Slow and progressive destruction of alveoli; death of teeth.	Spastic paraplegia; spasmodic tabes dorsalis; lateral sclerosis.
Erb-Charcot's disease.	Cerebro-spinal axis.	Pain; suppuration; swelling.	Obscure.	Spasmodic locomotor ataxia.
Eriksen's disease.	Dental alveoli.	Severe pain in face; tender points of Valdeix; salivation; herpes; lichenification.	Intense inflammation; membranous exudate.	Railway spine, <i>q. v.</i> ; railway brain; traumatic hysteria.
Fauchard's disease.	Synonym of <i>Eriophthalmic gonthe</i> .	Pain; swelling; associated symptoms of scarlet fever.	Sclerosis of posterior and lateral columns of cord.	Alveolo-dental periostitis; pyorrhœa alveolaris; alveolar abscess; Riggs' disease.
Flajani's disease.	Facial nerve.	Peculiar swaying, irregular gait; also similar movements of head and arms; reflexes frequently lost; nystagmus; talipes equinus; lateral curvature of spine; scurring speech.	Obscure.	Facial neuralgia; tic douloureux; trilateral neuralgia; prosopalgia; trigeminal neuralgia.
Fothergill's disease, or facicæche.	Throat.	Shudden paroxysms of ptosis; rotary vertigo; muscular paresis; cervico-occipital pain.	Hereditary.	Scarlatina anginosa; anginoid scarlet fever.
Fothergill's sore-throat.	Spinal cord.	Those of hydrocele and hernia.	Hydrocele with hernia.	Hereditary ataxia; family ataxia; postero-lateral sclerosis; hereditary ataxic paraplegia.
Friedreich's ataxia or disease.	Synonym of <i>Paramevolutio-nis multiple</i> , <i>q. v.</i>	Characteristic eruption; free desquamation; chronic course; itching; progressive emaciation; exhaustion; death.	A dermatitis.	Paralyzing vertigo.
Friedreich's disease.	Nervous system.	Those of hydrocele and hernia.	Obscure.	Those of hernia; irritation of tunica vaginalis testis.
Gerber's disease.	Scrotum and bowel.	Characteristic eruption; free desquamation; chronic course; itching; progressive emaciation; exhaustion; death.	A dermatitis.	Uncertain.
Gibbon's hydrocele.	Skin.	Characteristic eruption; free desquamation; chronic course; itching; progressive emaciation; exhaustion; death.	A dermatitis.	Pityriasis ruber; dermatitis exfoliativa; pityriasis ruber aliena; Devergie's disease; Hebra's pityriasis

TABLE OF EPIDEMIOLOGICAL DISEASES - Continued

NAME	PART AFFECTED	SYMPTOMS	PATHOLOGY	ETIOLOGY	SYNONYMS
Gravel	Articular cavities	Those of gastro-intestinal disturbance with uricæmia, prolapse of abdominal organs, looseness of mesenteric and peritoneal attachments	Occlusio in pedunculosis, albumen, etc.	Reaction and neuræsthenia	Lithædrosis, splanchnoptosis.
Gonorrhœa	Liver	Those of cirrhosis.	Liver much reduced in size; covered by a firm fibrous membrane; connective changes in parenchyma	Alcoholism, cyanotic induration	Furber pattern.
Gonorrhœa of the bowels	The bowels	Those of hernia.	That of hernia	Usual causes of hernia	Inguinal intestinal hernia
Graves' disease. See <i>Graves' Disease</i> .	Thyroid gland, eyes, heart.	Cardiac palpitation; goiter; exophthalmos; Graefe's sign; Stellwag's sign.	Unknown.	Unknown.	Psychopathic goiter; Basedow's disease; Parry's disease; Eggle's disease; March disease; Parson's disease; Stokes' disease
Gubler's tumor.	Wrist.	Prominence on back of wrist in wrist-drop.			Lead-poisoning.
Hall's (Marshall) disease.	Brain.	Occasional convulsions; semi-comatose condition; irregular pulse; contracted pupils; flaccid, depressed fontanel; retracted head; Cheyne-Stokes breathing.			Hydrocephaloid disease; spurious hydrocephalus; hydrocephaloid disease.
Haberm's disease.	Entire body.	Those of syphilis.	That of syphilis		Epidemic syphilis.
Hammond's disease.	Brain and cord.	Constant rhythmic movements of fingers and toes.	Obscure.		Lesion of the brain and cord.
Hamot's disease.	Liver.	Chronic jaundice; absence of ascites; enlargement of spleen.	Increase of intralobular and interlobular connective tissue; liver large, smooth, firm.		That of cirrhosis.
Harley's disease.	See <i>Dressler's Disease</i> .				
Heberden's arthralgia.	Synonym of <i>Angina pectoris, q. v.</i>	Those of chronic rheumatism, with formation of nodosities.	Destruction of the cartilages; roughening of articular surfaces; thickening of the ligaments.		That of rheumatism.
Heberden's disease or rheumatism	Smaller articulations, as those of the fingers.	Characteristic eruption; slight constitutional manifestations.	Inflammatory effusion of serum and leukocytes.		Osteo-arthritis; rheumatic arthritis; digitiform nodi.
Hebra's erythema.	Skin.				Polymorphous erythema; erythema multiforme.
Hebra's pityriasis.	See <i>Giber's pityriasis</i> .				
Hebra's prurigo.	Skin.	Characteristic eruption; limbs feel like coarse brown paper; incurable; persists through life.	Unknown—probably a neurosis.		Prurigo ferax; congenital prurigo.
Henoch's purpura.	Skin.	Purpuric eruption, associated with peculiar intestinal symptoms.			Obscure.

Hesselbach's hernia.	Intestines.	Those of hernia. The hernia presents a lobulated appearance.	There is a diverticulum of the hernia through the cribiform fascia.	That of hernia generally.
Heubner's disease.	Cerebral arteries.	Pain in the head; giddiness; drowsiness; numbness and weakness of one side of body; glycosuria; albuminuria; later, hemiplegia, aphasia; coma, or delirium; death.	Grayish or whitish thickenings of the coats of the vessels; complete or incomplete occlusion of the lumen; growth of fibrous tissue; infiltration of round cells.	Syphilis.
Hodgkin's disease. See <i>Hodgkin's Disease</i> .	Lymph-glands; blood.	Enlargement of the lymphatic glands; marked and progressive anemia; edema of the face; pressure-symptoms; hemorrhages; purpura; dyspnea; hemic murmurs; palpitation; fever; exhaustion; death.	Hyperplasia of lymphoid structures of the body; enlargement of spleen.	Unknown.
Hodgson's aneurysm, or disease.	Aorta, first part.	Those of aneurysm, frequently with hypertrophy and dilatation of the heart.	Inflammatory and sub-inflammatory changes with extreme degeneration.	Old age.
Huguier's disease.	Uterus.	Those of fibroid tumor of the uterus; growth; pressure-symptoms; hemorrhage, etc.	Development of fibrous tissue.	Fibro-myoma of the uterus.
Huntingdon's chorea.	Brain.	Irregular movements; disturbance of speech; gradual dementia.	No characteristic lesions; atrophy of the convolutions; chronic meningoencephalitis.	Hereditary chorea; chronic chorea.
Inman's myalgia.	Muscular system.	Muscular pain of any origin.	None.	Muscular rheumatism.
Jacksonian epilepsy.	Brain-cortex.	Spasm of a single group of muscles in the face, arm, or leg, or other region; no loss of consciousness; usually there are sensory phenomena.	Lesion of the motor area of the brain.	Cortical epilepsy; symptomatic epilepsy; focal epilepsy; partial epilepsy; epileptiform seizures.
Jacob's ulcer.	Eyelid.	Slow ulceration at inner end of lower lid.	Epithelial cancer-formation; edges indurated and elevated; no lymphatic involvement.	Rodent ulcer of the eyelid; lupus of the eyelid; carcinoma of the eyelid.
v. Jaksch's disease.	A synonym of <i>Pseudo-leukemia</i> .	<i>Slow ulceration occurring in infants.</i> See <i>kochemia occurring in infants.</i>	<i>Hodgkin's Disease.</i>	Infantile pseudo-leukemic anemia; anemia pseudo-leukemica infantilis.
Kaposi's disease.	Skin.	Characteristic eruption, followed by atrophy of the skin and formation of epithelial carcinomata; emaciation; exhaustion; death.	Atrophic degeneration of the skin.	Xeroderma pigmentosum; parchment skin; atrophoderma pigmentosum; angio-melanosis pigmentosum aphidum; dermatosis Kaposi; leiodermia essentialis cum melanosis et telangiectasia; melanosis lentiginularis progressiva.
Kopp's asthma.	See <i>Millar's Asthma</i> .			
Krishaber's disease.	Nervous system.	Hypersthesia; illusions of sense; vertigo; tachycardia.	Neurosis.	Cerebro-cardiac neuropathy.
Krönlein's hernia.	Intestines.	Those of hernia.	A variety of inguinal hernia.	Inguino-peritoneal hernia.
Kussmaul's coma.	A synonym of <i>Diabetic Coma</i> . See <i>Diabetic Coma</i> . See <i>Diabetes and Coma</i> .			

TABLE OF LYONIC DISEASES —Continued.

NAME.	PART AFFECTED.	SYMPTOMS.	PATHOLOGY.	ETIOLOGY.	SYNOYMS.
Kassmann's disease.	Spinal cord.	Sudden onset, rapid muscular wasting, reaction of degeneration; fever.	Acute hemorrhagic myelitis of the anterior horns, with degeneration and destruction of the large ganglion cells.	Unknown.	Acute atrophic spinal paralysis; poliomyelitis anterior.
Lejeune's atrophic myelitis.	Liver.	Digestive derangement; diminution in size of liver; tendency to hematemesis; ascites; jaundice.	Great reduction in the size and weight of the liver, with degeneration of granular substance composed of greenish-yellow islands surrounded by grayish-white connective tissue.	Alcoholism; lead-poisoning; malaria; gout.	Chronic interstitial hepatitis; atrophic cirrhosis; portal cirrhosis.
Lejeune's disease.	Spinal cord.	Wasting of muscles of face and those of the scapulo-humeral groups.	Degeneration of the muscles involved, which undergo a fatty and sclerotic change; degeneration of motor nuclei in spinal cord.	Hereditary; age twenty to thirty years.	Facio-scapulo-humeral type of infantile muscular atrophy.
Landry's paralysis.	Spinal cord.	Loss of motor power in the lower extremities gradually extending upward; exhaustion; loss of reflexes; sensation usually intact; death usually.	Degenerative changes in the anterior roots of the spinal nerves.	Unknown; most common in males between 20 and 30.	Landry's disease; acute ascending paralysis.
Langlet's hernia.	Intestines.	Those of hernia.	A femoral hernia perforating Gimbernat's ligament.	That of hernia.	
Leber's disease.	Eye.	Those of optic neuritis.	Malformation of optic nerve with atrophy, and inflammatory changes.	Hereditary—affects the males of a family.	Hereditary optic atrophy.
Legal's disease.	Meningo-tympanic region.	Headache.	Inflammatory changes.	Obscure.	
Leyden's neuritis.	Nerves.	Those of neuritis.	Destruction of the nerve-fibers; formation of fibrous connective tissue, with deposit of fat.	That of neuritis.	Lipomatous neuritis.
Levden's type of muscular atrophy.	Spinal cord.	Wasting of muscles of lower extremities and back; hypertrophy of the calves.	Fatty and sclerotic degeneration of the affected muscles; degeneration of the motor nuclei of the spinal cord.	Hereditary.	Hereditary muscular atrophy.
Little's disease.	Brain and cord.	Stiffness of the legs; talipes equinus with characteristic attitude; crossed-legged progression; lead-pipe contraction; increased reflexes; sensation normal; symptoms of cerebral defects—idiotcy, imbecility, nystagmus.	Lesion of brain-cortex; meningeal hemorrhage; arrest of development of pyramidal tracts.	Difficult labor or premature delivery.	Congenital muscular rigidity; spastic tabes of children; spastic paraplegia of infants; paraplegia cerebrales spastica.
Littre's hernia.	Intestines.	Those of hernia.	Hernia of an intestinal diverticulum.	That of hernia.	
Littre's hernia.	Synonym of <i>Richter's</i> .	<i>Hernia</i> .		Unknown.	Retropertitoneal sarcoma.
Lobstein's cancer.	Abdomen.	Large abdominal tumor, centrally situated; immovable.	Sarcomatous tissue.		
Louis' angina.	Synonym of <i>Ludwig's</i> .	<i>Angina</i> .			
Loy's disease.	Entire body of horse.	Characteristic pustular eruption.		Specific virus.	Horse-pox; variola equina.

Ludwig's angina.	Neck.	Swelling, especially in the submaxillary region; intense pain.	Cellulitis of neck.	Usually follows specific fevers, especially diphtheria and scarlet fever; may be idiopathic, or result from trauma.	Louis' angina; cellulitis of the neck.
Malassez' disease.	Testicle.	Tumor of the gland.	Cyst-formation.	Cyst-formation.	Cyst of the testicle.
March's disease.	See <i>Gonorrhoic Disease</i> .				
Marie's disease. See <i>Acromegaly</i> .	Bones of face and extremities.	Gradual hypertrophy of the hands, feet, and face; changes in the size of the thyroid gland; headache.	Hypertrophy of the bones; enormous enlargement of the pituitary body.	Unknown; heredity probably.	Acromegaly; acromegalia; akromegaly.
Marjolin's warty ulcer.	Skin.	Wart-like parallel growths; progress slow; glandular enlargement.	Malignant degeneration of a cicatrix or old ulcer.	Old age; heredity.	
McLeod's capsular rheumatism.	Joints.	Those of rheumatism.	Effusion into the synovial capsules and into the synovial sheaths and bursa around the affected joints	That of rheumatism.	
Ménière's disease.	Semicircular canals.	Vertigo; nausea; vomiting; deafness; rotatory movements; sudden and temporary apoplectic symptoms; tinnitus aurium; ocular symptoms—nyctagaudus, diplopia.	Inflammatory processes in the canals.	Uncertain.	Aural vertigo; auditory vertigo; labyrinthine vertigo.
Millar's asthma.	Nervous system; reflexly the larynx.	Sudden paroxysms of suffocation, with short, sonorous respiration; high mortality.	Neurosis.	Rachitis; early age.	Thymic asthma; spasm of the glottis; laryngismus stridulus; laryngospasm; laryngic suffocation; spasmodic croup; intermal convulsions; spasmodic laryngitis; parasternal fits; child-crowding; Kopp's asthma.
Morand's disease.	Extremities.	Paralysis of the extremities.	Disease of the nervous system.	Obscure.	
Morand's foot.	Foot.	The presence of eight toes on the foot.	Deformity of foot.	Congenital.	Flat ear.
Moré's ear.	Ear.	Flattening of the folds of the ear; thinness of the rim; increase in the size of the ear.	Abnormality of the helix, anti-helix, scaphoid fossa, and crura auricula.	Congenital.	
Morton's foot or Morton's toe.	Metatarsophalangeal joint of the fourth toe.	Pain in the foot.	Local neuritis.	Bruising of one or more branches of the external plantar nerve.	Morton's affection; Morton's toe; metatarsalgia.
Morvan's disease.	A limb.	Loss of sensibility on one side; neuralgic pain and paresthesia of the affected limb; vaso-motor and trophic disturbances, as shown by painless and destructive whitlows.	Disease of the posterior roots of the nerves of the affected limb.	Rheumatic elements (?); hysteria.	Monoplegia anaesthetica.
Naegede's pelvis.	Pelvis.	Deformity of pelvis.	Lack of development of one lateral mass of the sacrum.	Congenital.	Obliquely-contracted pelvis.
Paget's disease.	Bone.	Hypertrophy of the bone-tissue, with deformity.	Inflammatory changes.		Hypertrophic deformations; osteitis deformans.
Paget's disease.	Nipple and areola.	Eczematoid eruption; intensely red; clear, yellowish, viscid exudation; frequently terminates in carcinoma.	Inflammatory changes; cell-infiltration.	Presence of pro-sperms (Darré, Mactholm, Osler).	Paget's nipple.

Quincke's disease.	Skin, usually of loins and thigh.	Immense and sudden circumscribed swelling of the skin; a sense of tension.	That of urticaria.	Urticaria; edematosa; giant urticaria; acute circumscribed edema; urticaria subcutanea.
Quinquaud's disease.	Scalp and hairy parts.	Formation of smooth, irregular patches of alopecia, clotted with red points.	Perifollicular inflammation.	Folliculitis decalvans; acne decalvans.
Ray's mania.	Brain.	A form of general moral insanity.	Changes in the cerebral cortex.	
Raynaud's disease. See <i>Raynaud's Disease</i> .	The extremities.	Local syncope; local asphyxia; local gangrene; chill; hemoglobinuria; cerebral symptoms; mental torpor.	Obscure.	Local gangrene; symmetric gangrene; sphaceloderma; gangrene of the skin; dermatitis gangrenosa
Raynaud's disease.	Throat-muscles.	Paralysis of affected muscles.	Vaso-motor changes.	
Reclus' disease.	Mammary gland.	Slight enlargement of both breasts; fluctuation; no pain.	Secondary to parotiditis.	Cystic disease of the breast.
Richter's hernia.	Intestines.	Those of strangulated hernia.	That of hernia.	Parietal enterocoele; partial enterocoele; Littre's hernia.
Riga's disease.	Mouth.	Apthous eruption beneath the tongue; painless; grave constitutional symptoms; emaciation; exhaustion; earthy pigmentation of skin; death.	Hereditary; characteristic bacilli.	Cachectic aphthae.
Riège's disease. See <i>Fanckard's disease</i> .				
Ritter's disease.	Skin.	Characteristic eruption on skin; exhaustion.	Inflammation, with exfoliation.	Dermatitis exfoliativa infantum; dermatitis exfoliativa neonatorum.
Rivolta's disease.	Synonym of <i>Actinomycosis</i> , <i>q. 7</i> .			
Robert's pelvis.	Pelvis.	Deformity of pelvis.	Lack of development of both lateral masses of the sacrum.	Transverse contracted pelvis; doubly synostotic pelvis.
Rodrigues' aneurysm. See <i>Arborescent</i>	Arteries and veins.	Those of varicose aneurysm.	Trauma.	
Rokitansky's disease.	A synonym of <i>Acute Yellow Atrophy of the Liver</i> .	See <i>Lecterus gravis</i> .		
Rosbach's disease.	Stomach.	Cephalalgia; gastralgia; very acid vomiting, in paroxysms.	Exaggerated secretion of HCl in the gastric juice.	Hypertrophia; gastritis; gastrotoxiæsis; hyperacidi vomiting of Rosenthal.
Sacculi's ulcer.	Cornea.	Those of purulent keratitis.	Local infection.	Infectious ulcer of the cornea.
Saint Agatha's disease.	Synonym of <i>Mammilla</i> , <i>q. 5</i> .			
Saint Antoni's disease.	Synonym of <i>Linea Lacerata</i> , of <i>Larva</i> , <i>q. 5</i> .			
Saint Anthony's dance.	Synonym of <i>Chorea</i> , <i>q. 5</i> .			
Saint Anthony's fire.	Synonym of <i>Pyodermis</i> , <i>q. 5</i> .			
Saint Anthony's fire.	Skin.	Gangrene of the affected parts; pain.	Chronic ergotism.	Idiemic gangrene.

Saint Vitus' dance.	Synonym of <i>Chorea, q. v.</i>				
Saint With's dance.	Synonym of <i>Chorea, q. v.</i>				
Saint Zachary's disease.	Synonym of <i>Dumbness, q. v.</i>				
Schönlain's peliosis.	Multiple arthritis; purpuric eruption, with urticaria and erythema; sore throat; fever; articular pains; edema; scanty and albuminous urine; relapses.	Vaso-motor neurosis (?).	Males; age 20 to 30; rheumatic origin.	Schönlain's disease; peliosis rheumatica; purpura rheumatica.	
Stahl's ear.	Helix flat and folded over, forming one mass with the anti-helix at its bifurcation.	Deformity of ear.	Congenital.		
Stokes' disease.	Chronic mucous discharge.	Engorgement of the mucous membrane.	That of laryngitis.	Laryngitis sicca.	
Störck's hemorrhæa.	Those of inflammation of the cord and brain; ophthalmoplegia; progressive muscular atrophy.		Obscure.	Polio-encephalitis; polio-encephalomyelitis.	
Stümpell's disease.	Those of central choroiditis; chronic course; symmetric; numerous white, glistening dots on retina; contraction of the field of vision; scotoma.	Changes resembling those in albuminuric retinitis; colloid degeneration, and calcareous formations in choroid.	Old age.	Senile guttate choroiditis.	
Sydenham's chorea.	Tonic spasm or rigidity of the muscles; myotonic reaction; reflexes normal.	Hypertrophy of the muscles; increase in the number of the nuclei.	Congenital; hereditary.	Myotonia congenita	
Tay's choroiditis.	Hypersecretion of mucus; hawking; catarrh.	Naso-laryngeal stenosis; formation of a cyst-like cavity in the gland, containing pus or mucus-pus.	Cold.	Thornwaldt's bursitis; Thornwaldt's.	
Thomson's disease.	Motor incoordination; echolalia; coprolalia; involuntary muscular movements; explosive utterances; echokinesis; fixed mental ideas.	Psychosis.	Early age; neurotic tendency.	Tic convulsif.	
See <i>Thomson's Disease</i> .	Those of femoral hernia.	Femoral hernia in front of the vessels.	That of hernia.		
Thornwaldt's disease.	Deformity.	Tibio-tarsal luxation.	Congenital.		
Tourette's (Gilles de la) disease.	Acute inflammation; cerebral symptoms; permanent deafness.	Inflammation of the labyrinth.	Childhood.	Purulent labyrinthitis otitis.	
Velpeau's hernia.	Pain; swelling; redness; tenderness; exudation of a fetid, serous fluid; falling off of the affected nails; involvement of the bone.	Intense inflammation.	Childhood; traumatism.	Malignant onychitis; onychia maligna; onyxis.	
Volkman's deformity.	Remitting fever; chill; muscular pains; jaundice; headache; course, 8-14 days; clay-colored stools; urine albuminous; occasionally hematuria; cerebral symptoms and coma.	Swelling of liver and spleen; frequently nephritis.	Specific virus; males; age 25 to 40.	Acute infectious jaundice; acute febrile icterus.	
Voltolini's disease.	General disease.				
Wardrop's disease.					
Well's disease.					

TABLE OF EPIDEMIC DISEASES.—Continued.

NAME	FACT ACQUIRED	SYMPTOMS	PATHOLOGY	ETIOLOGY	SYNONYMS
Werthoff's disease	Skin	Headache; great debility; puriform eruption; hemorrhages from mucous surfaces; epistaxis; hematuria; hemoptysis; anemia; slight fever; frequently death	Obscure	Young; debilitate constitution	Purpura hemorrhagica; morbus maculosus Werthoffii; Land-schäuf.
Winkler's disease	Lungs	Prominence of the antihelics	Definitive	Congenital	
Winkler's disease	The large white sulcus of skin	<i>Chronic: Pityriasis rubra, q. r.</i> Those of lupus	A name formerly given to lupus of tuberculous, as opposed to that of non-tuberculous, origin	Tubercle-cellulitis	
Winkler's disease	A synonym of <i>Diabetes, q. r.</i>	Those of <i>Pityriasis rubra, q. r.</i>	That of <i>Pityriasis rubra, q. r.</i>	That of <i>Pityriasis rubra, q. r.</i>	Universal exfoliative dermatitis.
Winkler's disease	All the organs of the newborn infant	Acute hemoglobinuria; jaundice; cyanosis	Fatty degeneration of the organs; infarcts of the kidney	Micro-organisms, entering through the umbilical cord	
Wolfez disease	Lungs	Those of acute pulmonary congestion	Congestion of the lung-tissue		

Dissemination (*dis-em-in-a'-shun*) [*dis*, apart; *seminare*, to sow]. The scattering or dispersion of disease or disease-germs.

Dissepiment (*dis-ep'-e-ment*) [*dis*, apart; *sæpire*, to hedge in]. A partition, septum, or diaphragm.

Dissipation (*dis-ip-a'-shun*) [*dissipare*, to scatter]. A dispersion of matter or of the morbid conditions that cause disease.

Dissociation (*dis-so-se-a'-shun*) [*dis*, apart; *sociare*, to associate]. In physiology, the separation of the component elements of a compound. In chemistry, the decomposition of a compound by means of high temperature. **D. Symptom**, anesthesia to pain and to heat and cold, with preservation of tactile sensibility and of the muscular sense; it is observed in syringomyelia.

Dissolution (*dis-o-lu'-shun*) [*dissolutio*; *dissolvere*, to set free]. A solution of the continuity of a part. Decomposition arising from the death of the body or its parts; death.

Dissolvent (*dis-oll'-vent*) [*dissolvere*, to loosen, dissolve]. A solvent.

Dissonance (*dis'-o-nans*) [*dissonare*, to disagree in sound]. The combination of such tones as are so different from each other as to produce beats.

Distad (*dis'-tad*) [*distare*, to be at a distance; *ad*, to]. In the direction of the free extremity of an appendage or part. See *Position and Direction, Table of*.

Distal (*dis'-tal*) [*distare*, to be at a distance]. At the greatest distance from the trunk, heart, or mesial line. See *Position and Direction, Table of*. **D. Clot**. See *Clot*.

Distally (*dis'-tal-e*) [*distare*, to be at a distance]. Distad.

Distance (*dis'-tans*) [*distantia*, distance]. The measure of space between two objects. **D., Working**, in the microscope, the distance from the front lens of an objective to the object, when the objective is correctly focused.

Distemper (*dis-tem'-per*) [*distemperare*, to dissolve]. 1. Disease; malady; indisposition; most commonly applied to the diseases of animals. 2. A disease of young dogs, commonly considered as a catarrhal disorder. **D. Colors**. See *Pigments, Colors, and Dye-stuffs*.

Disten (*dis'-ten*) [*distare*, to be at a distance]. Belonging to the distal aspect in itself.

Distention (*dis-ten'-shun*) [*distendere*, to stretch]. The state of being dilated.

Distichiasis (*dis-tik-i'-as-is*) [*δίς*, double; *στιχος*, a row]. The condition of a double row of eyelashes, the inner rubbing against the globe.

Distichous (*dis'-tik-us*) [*διστιχος*, having two rows]. In biology, in two perpendicular rows; applied to the arrangement of leaves or other organs.

Distillation (*dis-til-a'-shun*) [*distillare*, to drop little by little]. The double process of vaporization and condensation of the vapor. This is used mainly in purifying liquids by separating them from non-volatile substances. **D., Destructive**, the decomposition of a substance in a close vessel in such a manner as to obtain liquid products. The substances that are submitted to destructive distillation are in the main solids, as wood, coal, shales, bones, and animal refuse. **D., Fractional**, a process of decomposition of complex liquid bodies depending upon the fact that, if a mixture of liquids, each having a different boiling-point, be heated, the one having the lowest boiling-point will pass over first, and if the temperature is not increased beyond that point at which the distillation of this fraction takes place, no other constituent will come over; if the temperature be gradually increased the

- others will follow in the order of their boiling-points. In cases in which the boiling-points are close, the action of one substance upon another often prevents exact separations.
- Disticia** (*dis-toi-se-ah*) [*δίς*, double; *τύκος*, birth]. Delivery or birth of twins.
- Distoma** (*dis-toi-mah*), or **Distomum** (*dis-toi-mum*) [*δίς*, double; *στόμα*, a mouth]. A genus of trematode worms. See *Parasites (Animal)*, *Table of*.
- Distomiasis** (*dis-toi-mi-as-is*) [*δίς*, double; *στόμα*, mouth]. The symptoms produced by the presence of certain trematodes or flukes in the human system.
- Distomum** (*dis-toi-mum*) [*δίς*, double; *στόμα*, mouth]. Same as *Distoma*. See *Parasites (Animal)*, *Table of*.
- Distomus** (*dis-toi-mus*). See *Difrosopus*.
- Distortion** (*dis-toi-shun*) [*distorquere*, to distort]. 1. A twisted or bent shape; deformity or malformation, acquired or congenital. 2. A writhing or twisting motion, as of the face; a grimace.
- Distortor oris** (*dis-toi-ter o-ris*) [L., "the distortor of the mouth"]. The zygomaticus minor muscle. See *Muscles*, *Table of*.
- Distribution** (*dis-trib-u-shun*) [*distribuere*, to distribute]. The branching of a nerve or artery, and the arrangement of its branches within those parts that it supplies.
- Distrix** (*dis-triks*) [*δίς*, two; *θρίξ*, hair]. The splitting of the distal ends of the hair.
- Disulphate** (*di-sul-fat*) [*dis*, two; *sulphur*]. In chemistry, an acid sulphate.
- Disulphone** (*di-sul-fo-n*) [*dis*, double; *sulphur*]. One of the solid, crystalline, very stable compounds, produced on oxidizing the di-thio-ethers or thio-acetals with a permanganate solution. The disulphones are not attacked by acids or alkalis.
- Disuse-amblyopia**. See *Aryamblyopia*.
- Disvulnerability** (*dis-ul-ner-ab-il-it-ee*) [*dis*, neg.; *vulnerare*, to wound]. The power of abnormally rapid recovery from wounds, said to be a peculiarity of many criminals.
- Dita Bark** (*di-tah*) [L.]. The bark of *Astonia scholaris*, native to the Philippine Islands. It is employed as a tonic and antiperiodic in intermittent fever. Dose of the tincture, $\bar{5}$ j-ij; of the fluid extract, gt. ij-v; of the powder, gr. v. Unof.
- Ditain** (*dit-a-in*) [*Dita*], $C_{11}H_{20}N_2O$. An alkaloid of *Dita*, occurring as a yellow amorphous substance.
- Ditamin** (*dit-am-in*). Same as *Ditain*.
- Ditana digitifolia** (*dit-a'-nah dij-it-if-o'-le-ah*) [L.]. A Mexican plant said to possess galactagogue properties. The existence of such a plant has been questioned.
- Dithecal** (*di-the'-kal*) [*δίς*, two; *θήκη*, a case]. In biology, having two thecae or anther-cells.
- Ditokus** (*dit-o-kus*) [*δίς*, two; *τίκω*, to bring forth]. In biology, giving birth to twins, or laying two eggs.
- Ditrichotomous** (*di-tri-oh'-o-mus*) [*δίς*, two; *τρίχα*, threefold; *τέμνω*, to cut]. In biology, divided into two and threes.
- Dittany** (*dit-an-ee*) [American]. See *Cunila mariana*.
- Dittel's Operation**. See *Operations*, *Table of*.
- Dittopsia** (*dit-top-se-ah*). Synonym of *Diplopia*.
- Dittrich's Plugs**. Masses of granular matter, degenerated epithelium, and crystals of the fatty acids (chiefly butyric acid) plugging up the ends of the bronchial tubes in cases of gangrene of the lung. They are yellowish-brown in color, of very fetid odor, and vary in size from a millet-seed to a bean.
- Diuresis** (*di-u-re'-sis*) [*δία*, through; *οἴπειν*, to make water]. Abnormal increase in the secretion of urine.
- Diuretic** (*di-u-rell'-ik*) [*δία*, through; *οἴπειν*, to make water]. 1. Increasing the flow of urine. 2. A medicine that increases the secretion and flow of urine.
- Diuretin** (*di-u-re'-tin*) [*δία*, through; *οἴπειν*, to make water], $C_7H_7NaN_3O_2 \cdot C_4H_9O_2HCOONa$. Theobromin sodio-salicylate, containing 50 per cent. of theobromin salicylate. It has been found useful as a diuretic in pleuritic effusion and cardiac dropsy. Dose 90 grains daily, in 15-grain doses.
- Diurnule** (*di-urn'-ul*) [Fr.]. A form of medicinal tablet that contains the maximum quantity of a toxic drug that may be administered to an adult in 24 hours.
- Divagation** (*di-zug-a'-shun*) [*divagatio*, a wandering]. Incoherence of speech or thought.
- Divalent** (*di-val-ent*) [*δίς*, twice; *valens*, having power]. Having power to combine with two monovalent atoms, as a chemie compound. Thus, the oxygen atom and the radical ClH_2 are divalent.
- Divaricatio palpebrarum** (*di-var-ik-a'-she-o pal-pe-bral-rum*). Synonym of *Ectropion*.
- Divergent** (*di-ver'-jent*) [*divergere*, to diverge]. Moving in different directions from a common point. **D. Strabismus**. See *Strabismus*.
- Divers' Disease**. An affection similar to *Caisson-disease*, q. v., common in deep-water divers. **D. Paralysis**. See *Caisson-disease*.
- Diverticulum** (*di-ver-tik'-u-lum*) [*divertere*, to turn; *pl.*, *Diverticula*]. 1. A small cul-de-sac or pouch; an offshoot from a main structure; an organ supposed to be a place of lodgment for superfluous blood. 2. Variation from a normal structure; malformation. **D., Meckel's**, a sacculcation of the ileum, owing to the non-obliteration of the vitelline duct.
- Divi-divi** (*di-ve'-di-ve'-ee*) [S. Amer.]. The seed-pods of *Cesalpinia coriaria*, a small tree found in South America. The pods are about three inches long, brownish in color, and generally bent, by drying, into the shape of the letter S. They contain 30 to 50 per cent. of a peculiar tannin somewhat similar to that of valonia, but liable to fermentation. They are used in leather-manufactures.
- Division** (*di-vezh'-un*) [*divisio*, a dividing]. Surgical section into two or more parts; separation into two or more parts, such as occurs in certain cell-nuclei.
- Divulsion** (*di-zul'-shun*) [*divulsio*, a tearing apart]. The surgical or traumatic division of any part by tearing it asunder.
- Divulsor** (*di-zul'-sor*) [L.]. An instrument for effecting surgical divulsion, especially of a urethral stricture.
- Dizziness** (*dis'-e-nes*). See *Vertigo*.
- Dobell's Spray, or Solution**. Liqueur sodii boratis compositus (N. F.): a solution of borax, sodium bicarbonate, and carbolic acid in glycerin and water; it is valued as a spray for nasal and throat troubles.
- Dobie's Line, or Stripe**. See *Lines*, *Table of*.
- Dochmiasis** (*dok-mi'-as-is*) [*δόκμασις*, crumpled]. The diseased condition caused by the presence in the body of parasites belonging to the genus *Dochmius*. Cf. *Aukyl-stomiasis*.
- Dochmius** (*dok'-me-us*) [*δόκμασις*, crumpled]. In biology, a genus of thread-worms of the family Strongylidæ. See *Parasites (Animal)*, *Table of*.
- Docimasia** (*dos-im-a'-se-ah*) [*δοκιμασία*; *δοκιμάζειν*, to examine]. 1. Examination, especially a post mortem examination. 2. A test, especially a chemie test, of poisons. 3. In pharmacy, the testing or assaying of medicines. **D. pulmonum**, a mode of determining whether a child has or has not been born alive, by examination of the lungs.
- Docimastic** (*dos-im-as'-tik*) [*δοκιμασία*; *δοκιμάζειν*, to examine]. Making use of tests; testing; proving.
- Docimasy** (*dos'-im-as-ee*). See *Docimasia*.

Dock (*doĕk*). See *Rumex*.

Dockmackamus, or Dockmackie (*doĕk-măk'-ăm-ŭs, or doĕk'-măk'-e*) [aboriginal]. The shrub *Viburnum acerifolium*, of N. America; used in domestic practice in poulticing tumors, and as an alterative. Unof.

Doctor (*doĕk'tor*) [*doĕtor*, a teacher]. A teacher. A title conferred by a university or college. A physician licensed to practice medicine. **D. Gum**, the resin of *Rhus metopium*, a poisonous sumach of tropical America; it is said to be purgative and alterative. The name is given in the W. Indies to various other soft resins.

Dodecadactylitis (*doĕk'-ăd-ăk'-tăl'-it-ŭs*) [*doĕdeka*, twelve; *doĕk'ton*, a finger; *-itis*, inflammation]. Inflammation of the duodenum.

Dodecadactylon, or Dodecadactylus (*doĕk'-ăd-ăk'-tăl'-on, or -us*) [*doĕka*, twelve; *doĕk'ton*, finger]. The duodenum.

Dodecagynous (*doĕk'-ăj-ŭs* in *us*) [*doĕdeka*, twelve; *gyn*, a female]. In biology, having twelve pistils.

Dodecamerous (*doĕk'-ăm-er-ŭs*) [*doĕdeka*, twelve; *meros*, part]. In biology, having the floral organs in twelves.

Dodecandrous (*doĕk'-ăn'-drŭs*) [*doĕdeka*, twelve; *andros*, a male]. In biology, having twelve stamens.

Dodecapetalous (*doĕk'-ăp-etal'-ŭs*) [*doĕdeka*, twelve; *petala*, a leaf]. In biology, having a corolla consisting of twelve petals.

Döderlein, Bacillus of. See *Bacteria, Synonymatic Table of*.

Dodging Time. The popular term among women for the period of irregular menstruation of varying duration preceding the full establishment of the menopause.

Dog-button. See *Nuxvomica*.

Dogma (*doĕm'-ă*) [*dogma*, opinion; *dokein*, to think]. A tenet or principle taught by authority. A statement of medical science.

Dog-rose (*doĕ-roz*). See *Rosa canina*.

Dogwood (*doĕ-wood*). See *Cornus*.

Dohrn's Method. A method of dressing the umbilical cord. The stump is covered with cotton-wool fixed with stumps of adhesive plaster. This dressing is likely to be followed by umbilical ulceration.

Dolabra (*doĕ-lă-bră*) [L.]. A name applied to various bandages. **D. currens.** See *Arvia*. **D. repens.** See *Ara*.

Dolabriform (*doĕ-lă-brif'-orm*) [*dolabra*, a kind of hatchet; *form*, shape]. In biology, shaped like an axe.

Dolbeau's Operation. See *Operations, Table of*.

Doliarii (*doĕ-lă-ri-i*) [*dolium*, a cask]. A vegetable pappus, like papus and cralin, obtained from *Ficus carica*, a wilding tree of Brazil. It is vermifuge, purgative, and digestive. Unof.

Dolicapax (*doĕ-kăp-ăk*) [L.; *pl.*, *Dolicapaces*]. In legal medicine, one capable of guilt; one able or old enough to distinguish right and wrong; one morally or legally responsible. **D. incapax**, one incapable, or not old enough to distinguish wrong from right, or to be legally responsible for wrong-doing.

Dolichocephalia (*doĕ-lă-ĕf-ăl-ă-ă*) [*doĕlyĕs*, long; *kephale*, head]. The condition of being dolichocephalic.

Dolichocephalic, or Dolichocephalous (*doĕ-lă-ĕf-ăl-ă-ĕf-ăl-ă-ĕf-ăl-ŭs, or -ŭs*) [*doĕlyĕs*, long; *kephale*, head]. Having a relatively long antero-posterior cephalic diameter compared to skulls or to persons or races. See *Anthropology*.

Dolichohieric (*doĕ-lă-ĕ-ĕr-ă-ĕs*) [*doĕlyĕs*, long; *hieron*, a ram]. Having a relatively slender sacrum. See *Pelvis*.

Dolichopellic (*doĕ-lă-ĕp-ă-l-ă-ĕs*) [*doĕlyĕs*, long; *pelvis*, a basin]. Having a relatively a long or narrow pelvis. See *Pelvis*.

Dolor (*doĕ-lor*) [*dolere*, to feel pain]. Bodily or mental pain or suffering. **D. colicus.** Synonym of *Enteralgia*. **D. dentium**, pain in the teeth. See *Odontalgia*. **Dolores præsagientes**, precursory pains felt by women in advance of labor.

Domatophobia (*do-măt-o-fô'-be-ă*) [*doĕma*, house; *phobos*, fear]. Insane dread of being in a house; a variety of claustrophobia.

Donath's Tests. See *Tests, Table of*. **D. and Mayrhofer's Test.** See *Tests, Table of*.

Donda Ndugu [African]. Brother Ulcer; a disease common on the east coast of Africa, due to some minute organism that infests stagnant water and enters an abraded joint of the lower extremities, especially of the lower third of the leg. The part becomes swollen, and a deep-seated slough occurs that burrows beneath the healthy tissues. Death may follow from exhaustion or hemorrhage. Those who recover are generally permanently lamed.

Donders' Glaucoma. See *Diseases, Table of*. **D. Law.** See *Law*. **D. Schematic Eye**, in optics, a device for calculating the path of the rays from one refracting surface to the other. **D. Theory**, a theory of the formation of glaucoma, in which the disease is supposed to originate in an irritation of the choroid nerves.

Donegana's Operation. See *Operations, Table of*.

Donne's Corpuscles, or Globules. See *Globule and Colostrum Corpuscles*. **D. Test.** See *Tests, Table of*.

Donovan's Solution. See *Arsenic*.

Doornick's Horizontal Line. See *Line*.

Dorcadizant (*dor-kăd'-iz-ănt*) [*doĕkădizēn*, to leap like a gazelle; *doĕkăc*, gazelle]. Leaping; characterized by leaps; applied to certain forms of insanity.

Doremus's Method. A method of estimating the amount of urea in the urine. It is done by allowing the urine to pass through a solution of sodium hypobromite and measuring the gas that is evolved.

Dorsad (*dor'-săd*) [*dorsum*, the back]. Toward the dorsal aspect; dorsally. See *Position and Direction, Table of*.

Dorsal (*dor'-sal*) [*dorsum*, the back]. Pertaining to the back, or to the posterior part of an organ. The term *Neural* is sometimes used in place of dorsal. See *Position and Direction, Table of*. **D. Artery.** See *Artery*. **D. Decubitus**, recumbency in the supine position. **D.-elevated Position.** See *Postures, Table of*. **D. Nerves.** See *Nerves, Table of*. **D.-recumbent Position.** See *Postures, Table of*. **D. Reflex.** See *Reflexes, Table of*. **D. semi-recumbent Posture.** See *Postures, Table of*.

Dorsalis pedis (*dor-să-lis pē'-dis*). See *Arteries, Table of*.

Dorsen (*dor'-sen*) [*dorsum*, the back]. Belonging to the dorsum in itself.

Dorsicollar (*dor-se-kol'-ar*) [*dorsum*, the back; *collum*, the neck]. In biology, having to do with the back and neck.

Dorsicumbent (*dor-se-kum'-bent*) [*dorsum*, the back; *cubare*, to lie down]. In biology, supine; or lying upon the back.

Dorsigerous (*dor-sij'-er-ŭs*) [*dorsum*, the back; *gerere*, to carry]. In biology, bearing the young upon the back.

Dorsigrade (*dor'-sig-rad*) [*dorsum*, the back; *gradis*, to walk]. In biology, applied to animals that walk upon the back of the toes, as the armadillo.

Dorsi-lumbar (*dor-si-lum'-bar*). See *Dorso-lumbar*.

Dorsimesad (*dor-si-mē'-săd*) [*dorsum*, back; *mesos*, the middle]. Toward the dorsimeson. See *Position and Direction, Table of*.

Dorsimesal (*dor-si-mē'-săl*) [*dorsum*, back; *mesos*, the

middle]. Pertaining to the dorsimeson. See *Position and Direction, Table of*.

Dorsi-meson (*dor-si-me'-son*) [*dorsum*, the back; *mésos*, the middle]. The dorsal edge of the meson or median plane of the body. The dorsal, mesal, or median line. Cf. *Ventrimeson*; also *Position and Direction, Table of*.

Dorsiparous (*dor-sip'-ar-us*) [*dorsum*, the back; *parere*, to produce]. Applied to plants that bear fruit on the back of the leaves (ferns), or animals hatching young upon the back (toads).

Dorsi-scapular (*dor-si-skap'-u-lar*) [*dorsum*, back; *scapula*, the shoulder]. Relating to the dorsum of the scapula.

Dorso- (*dor'-so-*) [*dorsum*, back]. A prefix used in connection with the names of such organs as have their attachment to or about the back.

Dorsocephalad (*dor-so-sef'-al-ad*) [*dorsum*, back; *κεφαλή*, head]. Toward the dorsal aspect of the head.

Dorsodynia (*dor-so-din'-e-ah*) [*dorsum*, back; *ὄδυς*, pain]. Omodynia; scapulodynia; pain in the dorsal region; rheumatism of the muscles of the shoulders and upper back.

Dorso-lumbar (*dor-so-lum'-bar*) [*dorsum*, back; *lumbus*, loin]. Relating to the back and the loins.

Dorso-sacral Position. See *Postures, Table of*.

Dorso-thoracic (*dor-so-tho-ra'-sik*) [*dorsum*, back; *θώραξ*, thorax]. Relating to the back and the thorax.

Dorstenia (*dor-ste'-ne-ah*). See *Contrayerza*.

Dorsulum (*dor'-su-lum*) [dim. of *dorsum*, the back]. The second dorsal sclerite of the thorax in certain insects.

Dorsum (*dor'-sum*) [L.]. 1. The back. The rounded part of the back. 2. Any part corresponding to the back; as the *dorsum* of the foot, hand, tongue, scapula, or penis; in many cases, the upper surface is thus designated.

Dorsumbonal (*dor-sum'-bo-nal*) [*dorsum*, the back; *umbo*, a boss]. In biology, pertaining to both the dorsal and umbonal regions in a bivalve mollusc.

Dosage (*do'-saj*) [δόσις, a portion given]. A system or method of dosing. See *Posology*.

Dose (*dös*) [δόσις, a portion]. The measured portion of medicine to be taken at one time. **D., Divided**, a mode of administration in which a drug is to be taken in fractional portions at short intervals. **D., Maximum**, the largest portion of medicine ordered to produce a given result, or the largest dose consistent with safety. In this work both minimum and maximum dosage is given under each medicine or preparation. **D., Minimum**, the smallest quantity of a medicine that will produce physiologic effects.

GAUBIUS' TABLE

Of Proportion of Dose According to Age.

For an adult, suppose the dose to be . . . 1, or 60 grains	
An individual under 1 year will require $\frac{1}{12}$	5 "
" " " 2 years " " $\frac{1}{6}$	8 "
" " " 3 " " " $\frac{1}{4}$	10 "
" " " 4 " " " $\frac{1}{3}$	15 "
" " " 7 " " " $\frac{1}{2}$	20 "
" " " 14 " " " $\frac{2}{3}$	30 "
" " " 20 " " " $\frac{3}{4}$	40 "
For one of 21 to 60, the full dose, or . . . 1, or 60	

Above this age, an inverse gradation must be observed.

Dosimeter (*do-sim'-et-er*) [δόσις, a dose; μέτρον, a measure]. A drop-meter; an instrument for measuring minute quantities of a liquid.

Dosimetric (*do-sim-et'-rik*) [δόσις, a dose; μέτρον, a measure]. Relating to or characterized by dosimetry.

Dosimetry (*do-sim'-et-er*) [δόσις, dose; μέτρον, a measure]. The accurate and systematic measurement of a dose or prescribed portion; the use of drugs in exact and definite doses.

Dosiology, or Dosology (*do-se-ol'-o-je*, or *do-sol'-o-je*) [δόσις, dose; λόγος, science]. Posology; the science of doses.

Dosis (*do'-sis*). See *Dose*.

Dossil (*dos'-il*) [ME., *dosil*, a spigot]. A pledget or tuft, as of lint.

Dotage (*dot'aj*) [ME., *dotren*]. Feebleness of mind; senility.

Dothienteritis, or Dothineritis (*doth-e-en-en-ter-i'-tis*, or *doth-in-en-ter-i'-ti*) [*δοθήνιον*, a boil; *ἔντερον*, bowel; *ίτις*, inflammation]. Enteric fever, or the enteritis that accompanies it.

Double (*dub'-l*) [ME., *doublen*, to double]. Two fold. In pairs. **D. Athetosis**, a manifestation of infantile spastic paraplegia. **D. Chin.** See *Buccu'a*. **D. Consciousness**, periodic amnesia; a periodic failure of memory involving all the intellectual functions and the character of the individual; that condition in which a patient seems to have two distinct but alternating lives; it is seen mostly in somnambulists and hypnotics. **D. Flap Amputation.** See *Amputation*. **D. Hearing.** See *Diplacusis*. **D. Monsters.** Same as *Composite Monsters, q. v.* **D. Personality**, an abnormal condition in which the subject feels as if he were two distinct personalities, the one alternating continually with the other. It is a symptom of insanity and of poisoning by certain drugs. **D. Staining**, in microscopy, the impregnation of a structure with two colors in order to show its details. Bacteriologically the application of such staining-reagents as will stain the spores one color and the rods another. **D. Touch**, the exploration of the vaginal and rectal walls by inserting the thumb into the one cavity, and the index finger into the other, so that, e. g., the presence of any abnormal growth may be ascertained. **D. Vinegar.** See *Vinegar*. **D. Vision.** See *Diplopia*. **D. Vitriol**, a mixture of copper and iron sulphates crystallized together. **D. Voice.** See *Diphthongia*. **D. Wedge**, an instrument used in dentistry for removing an artificial crown from the root of a tooth upon which it has been set.

Doubler (*dub'-ler*). See *Doubling*.

Doublet (*dub'-let*) [ME., *doublet*]. In optics, a system consisting of two lenses.

Doubling (*dub'-ling*) [ME., *doublen*, to double]. A term given to that duplication of dispensary statistics that results from patients coming twice or oftener with different troubles in the course of a year. Such patients are termed "doubblers."

Doubly (*dub'-le*) [ME., *doublen*, to double]. In a two-fold manner. **D. Contoured**, in microscopy, an object is doubly contoured when it is bounded by two, usually parallel, dark lines with a lighter band between them.

Doubt (*dout*) [ME., *doute*, fear]. Uncertainty; fear. **D., Insanity of**, mental disorder in which the patient is affected by morbid doubts and fears, and subjects himself to introspective questionings.

Doubling (*dout'-ing*) [ME., *doute*, fear]. Fearing.

D. Mania, a form of volitional disorder in which the reflexive mechanism of the will is over-irritable and reacts to slight stimuli, producing a constant succession of contradictory, absurd, or useless acts.

Douche (*dosh*) [Fr.]. A stream of water directed against a part, or one used to flush a cavity of the body.

Douglas's Cul-de-sac or Pouch. See *Pouch*. **D. Line.** See *Lines, Table of*. **D. Semilunar Fold**, a thin curved margin that forms the lower part of the posterior wall of the sheath of the abdominal rectus muscle.

Dourine (*doo'-rin*) [Fr.]. Syphilis in the horse.

- pulp-cavity of a tooth for the purpose of giving egress to matter formed there in the process of suppuration of the pulp.
- Drimys** (*dri'-mis*) [*δρμύς*, piercing]. A genus of magnoliaceous trees, largely S. American. **D. granatensis**, **D. mexicana**, and **D. winteri** afford *Winter's Bark*, an aromatic and stimulant tonic, formerly in repute as an alterative. Unof.
- Drink** [ME., *drinken*, to drink]. To swallow a liquid. The liquid that is swallowed. A draught.
- Dripping Sheet** (*drip'-ing shet*). A means of reducing temperature in fever, entirely distinct from the wet pack. The patient is placed erect in a tub containing twelve inches of water at 100°. A linen sheet (the coarser the better) is dipped in water at 70°, which is reduced daily two degrees until 48° is reached. This sheet is thrown over the patient from behind, covering the head and body, so that it clings to the person. The attendant now makes rapid passes with both hands, beginning anteriorly and posteriorly, so as to produce friction and afflux of blood to the surface. Occasionally cold water at from 40° to 70° is thrown on from a cup and friction renewed. The procedure is also said to be useful in anemia.
- Drivelling** (*dri'-el-ing*) [ME., *drinelen*]. 1. An involuntary flow of the saliva, as in old age, infancy, idiocy, and mental stupor. 2. Senile weakness of mind.
- Drivers' Spasm** (*dri'-vers spazm*). See *Spasm*.
- Dromograph** (*drom'-o-graf*) [*δρῶμος*, a course; *γράφειν*, to write]. An instrument for registering the velocity of the blood-current.
- Drop**. See *Gutta* and *Minim*. 1. To let fall in globules or drops, as a liquid. 2. To let fall from the womb. 3. A spheric mass of fluid-material. **D.-culture**, in bacteriology, a culture prepared by placing a drop of the infected material in a culture-medium. **D.-meter**. See *Dosimeter*. **D.-serene**. See *Gutta serena*. **D.-shoulder**, the condition in which one shoulder is on a much lower level than the other; not uncommonly met with in hysterical girls.
- Dropped Hand, or Wrist** (*dropt hand or rist*). A form of paralysis from lead-poisoning, consisting in the inability to contract the extensors of the forearm.
- D. Foot**, a deformity, especially observed in alcoholic peripheral neuritis, and dependent upon weakness of the flexors of the foot.
- Dropper** (*drop'-er*) [ME., *droppen*, to drop]. A bottle, tube, or pipet, fitted for the emission of a fluid drop by drop. See *Misjah-dropper*, and *Stopper-dropper*.
- Dropsical** (*drop'-sik-al*) [*ὑδρωπ*, dropsy]. Affected with or pertaining to dropsy.
- Dropsy** (*drop'-se*) [*ὑδρωπ*, dropsy]. See *Hydrops*. **D. of Belly**. See *Ascites*. **D. of Brain**. See *Hydrocephalus*. **D., Cardiac**, that due to failure of compensation in cardiac disease. **D., False**, an accumulation of liquid in a cavity of an organ from obstruction of the outlet; a retention-cyst. **D. of Chest**. See *Hydrothorax*. **D. of Peritoneum**, ascites, hydroperitoneum. **D. of Pericardium**, hydropericardium. **D. of Spine**. See *Spina bifida* and *Hydroorrhachis*. **D. of Testicle**. See *Hydrocele*. **D. of Uterus**. See *Hydrometra*.
- Drosera** (*dros'-er-ah*) [*δρῶσερός*, dewy]. Sundew; the *D. rotundifolia*, native of U. S. and Europe. An antispasmodic, useful in whooping-cough and other spasmodic coughs. Dose of the fluid extract $\mathfrak{M}\nu$ -xx; of the tincture (1 in 10) $\mathfrak{M}\nu$ -xv. Unof.
- Droserin** (*dros'-er-in*) [*δρῶσερός*, dewy]. A ferment resembling pepsin and found in the digestive secretions of most of the insectivorous plants.
- Drown** [ME., *drownen*, to drown]. To deprive of life by immersion in a fluid.
- Drowning** (*drown'-ing*) [ME., *drownen*, to drown]. Depriving of life by immersion in a fluid. **D., Intra-uterine**. See *Intra-uterine*. **D., Treatment of**. See *Artificial Respiration*.
- Drowsy** (*drow'-ze*) [AS., *drusan*, to sink]. Inclined to sleep; sleepy.
- Drug** [ME., *drugges*]. A substance, simple or compound, natural or prepared, single or mixed with other substances used as a medicine. **D., Antagonistic**, one that neutralizes the action of another by a process other than chemie. **D.-eruptions**. See *Dermatitis medicamentosa*. **D.-habit**, the acquiring of a tolerance for a drug after long administration, by which its physiologic action in normal dose is abolished. This may be avoided by intermitting the remedy from time to time.
- Druggist** (*drug'-ist*) [ME., *drugges*]. One who deals in drugs.
- Drum** [ME., *drumme*]. The tympanum. The labyrinth of a bird. **D.-belly**. See *Tympanites*. **D. of Ear**. See *Tympanum*. **D.-head**. See *Membrana tympani*.
- Drumlin** (*drum'-in*) [Drummond, a botanist]. A name given to the alkaloid extractive of *Euphorbia drummondii*, an Australian plant. It is said to be a local anesthetic, and is claimed, also, to be an impure calcium oxalate. Unof. See *Anesthetic*.
- Drummers' Palsy** (*drum'-ers palsy*). A form of occupation-neurosis, dependent upon the constrained attitude of the hand in beating a drum.
- Drummond's Whiff**. See *Signs and Symptoms, Table of*.
- Drumstick - bacillus**. See *Bacteria, Synonymic Table of*.
- Drunkard** (*drunk'-ard*). One given to excessive indulgence in spirituous drinks. **D.'s Liver**, a cirrhotic liver. **D.'s Pneumonia**, a grave form of pneumonia occurring in drunkards; it is usually fatal.
- Drunkenness** (*drunk'-en-nes*) [AS., *drun en*, drunken]. Acute or habitual alcoholic intoxication. See *Alcoholism*, *Dipsomania*, *Inebriety*.
- Drupe** (*drup*) [*δρῦπια*, an over-ripe olive]. In biology, a stone-fruit, as the cherry, peach, and plum.
- Drupelet** (*drup'-let*) [*δρῦπια*, an over-ripe olive]. A little drupe.
- Drupetum** (*drup'-tum*) [*drupa*, a drupe]. In biology, an aggregation of drupes, as in a blackberry.
- Druse** (*drus*) [Ger.]. A wound that does not communicate with any surface; a rupture of the tissues with no superficial lesion.
- Dry** (*dri*) [ME., *drye*]. 1. Without moisture. 2. Barren. 3. To evaporate. **D.-ash System**. See *Dry-earth System*. **D. Belly-ache**. See *Girle-pain*. **D. Caries**. See *Onychomycosis*. **D. Cupping**. See *Cupping*. **D.-earth System, Dry-ash System**; a method of disposing of feces by mingling with them dry earth or ashes in sufficient quantity to absorb all moisture from them, so as to render them inodorous and to prevent decomposition. **D. Gangrene**. See *Gangrene*. **D. Itch**. Synonym of *Lichen*. **D. Labor**, one in which there is but a slight discharge of liquor amnii. **D. Mouth**. See *Xerostomia*. **D.-nurse**, a nurse who attends and feeds a child, but does not suckle it. **D. Pile**, a hemorrhoid that does not bleed. **D. Pleurisy**, pleurisy without effusion. **D.-scall**, a synonym of psoriasis. **D.-swimming**, swimming exercise in the air, a useful gymnastic measure. **D. Tetter**. See *Psoriasis*. **D. Wine**, a wine containing little or no sugar. See *Wines*.
- Dryer's Test**. See *Tests, Table of*.
- Drying Oils**. See *Oils and Fats*.

Drysdale's Cells or Corpuscles. Certain microscopic cells in ovarian fluid, generally round, sometimes oval in form, transparent, containing fine granules, but no nucleus. They have been described as pathognomonic of ovarian cysts, but this is disputed.

Dualin (*dū'al-in*) [*dual*, of two]. An explosive composed of a mixture of nitro-glycerin 50 parts and nitrated sawdust 50 parts. *Grant powder* and *rand-rok* are similar mixtures.

Dualism (*dū'al-izm*) [*duo*, two]. A system by which natural phenomena are explained upon two principles.

D., Chancrous, the theory of the existence of two forms of chancre—the non-infecting, or soft chancre, and the infecting, or true (hard) chancre.

Dualistic (*dū'al-ist-ik*) [*dual*, of two]. Characterized by duality.

D. Theory of the Composition of Carbon-compounds; every chemie compound is composed of two groups, electrically different, and these are further made up of two different groups or elements. The *fil'itro-chemi dualistic theory of Berzelius* was prevalent in Germany until about 1860.

Duality (*dū'al-ē-ē*) [*duo*, two, dual]. Dualism; the supposed distinction, and potentially independent action, of each of the cerebral hemispheres.

Dubini's Disease. "Electric chorea;" myelitis convulsiva; a malady met with in Italy, differing from chorea in the character of the movements, which are sudden and shock like; in the course of the disease, which is progressive and often fatal; and in the addition of muscular palsy and wasting. Its etiology and pathology are obscure. See *Diseases, Table of*.

Dublin Method. See *Treatment, Methods of*.

Dubois' Caustic. See *Caustic*.

Duboisia (*dū-bōis-ē-ā*) [after *Dubois*, a French botanist]. The leaves of *D. myoporioides*, an Australian tree. It resembles belladonna in physiologic and therapeutic effects. **D., Ext.** Dose gr. $\frac{1}{6}$ – $\frac{1}{4}$. **D., Ext. Fld.** Dose \mathfrak{m} v–x. **D., Tinct.** Dose \mathfrak{m} v–xx.

Duboisin (*dū-bōis-in*) [after *Dubois*, a French botanist], $C_{12}H_{15}N_3O_2$. An alkaloid from *Duboisia myoporioides*, identical with hyoscyamin.

Dubrueil's Operation. See *Operations, Table of*.

Duchenne's Disease. See *Diseases, Table of*. **D. Paralysis.** See *Diseases, Table of*. **D.-Aran Type of Muscular Atrophy.** See *Diseases, Table of*.

Duck-bill Forceps. See *Forceps*. **D. Speculum.** See *Sp. uter.*

Duckett's Closet. See *Sewage, Disposal of*.

Duck-foot (*duk'fōt*). Synonym of *Flat-foot*.

Duck-legged (*duk'led*). Having very short legs.

Duck-weed Disease (*duk'wēd dis-ēz*). A German name for tuberculosis in cattle.

Duckworth's Theory. The *neur-humoral theory* of the origin of gout. It is that there is a basic, arthritic stock, a diathetic habit, of which gout and rheumatism are two distinct branches. The gouty diathesis is expressed in (a) an abnormality of the nerve-centers, which may be inherited or acquired; and (b) a peculiar incapacity for normal elaboration within the whole body, whereby uric acid is formed at times in excess or is incapable of being duly transformed into more soluble and less noxious products.

Duct, or **Ductus** (*duk't*, [*duk*], [*duk*]). A tube for the conveyance of the fluids of the body. **D., Aberrant**, a small, blind, coiled tube, 2 to 14 inches in length, running from the lower portion of the canal of the epididymis. **D., Aberrant Bile**, one of a number of biliary ducts, occasionally found in the left lateral ligament of the liver, but not surrounded by lobules and containing a quantity of hepatic substance, present at an early stage of development. **D., Acoustic**, the external ear-ductus. **D., Adipose**, one of

the sacs in cellular tissue containing the fat. **D., Air**, in biology, one of the intercellular spaces in aquatic plants, containing air. **D., Alimentary.** See *D., Thoracic*. **D., Alveolar**, one of the infundibula of the bronchioles. **D., Annular**, in biology, one of the ring-shaped thickenings of the cells of vascular tissue. **D. of Arantius.** See *D. venosus*. **D., Archinephric.** See *D., Mesonephric*. **D., Arterial.** See *D. arteriosus*. **D. arteriosus**, a short vessel in the fetus between the main pulmonary artery and the aorta. It becomes obliterated at birth. **D., Auditory**, the space between the membrana tectoria and the membrana basilaris of the cochlea. **D. of Bartholin**, the larger and longer of the sublingual ducts, opening into the mouth near to, or in common with, Wharton's duct. **D. of Bellini**, one of the excretory tubes of the kidneys. **D., Biliary.** See *D., Common Bile*. **D. of Botal.** See *D. arteriosus*. **D., Branchial**, in *Myxotes*, a short tube between the branchial pouch and the intestinal cavity. **D., Canalicular**, one of the smaller galactophorous ducts of the mammae. **D., Cement**, in *Cirripedia*, one of a number of tubes that pass through the antennae from the cement-glands. **D. choledochus.** See *D., Common Bile*. **D., Cochlear.** See *Canal, Cochlear*. **D., Common Bile**, a duct about three inches long formed by the union of the cystic and hepatic ducts, and conveying the bile to the duodenum. **D. of Cuvier**, in the fetus, one of two short transverse venous trunks, on either side, opening into the auricle of the heart, each being formed by the union of a superior vein, the primitive jugular, and an inferior vein. The right one becomes the superior vena cava; the left one disappears. **D., Cysthepatic.** See *Hepato-cystic*. **D., Cystic**, the excretory duct of the gall-bladder; it is about 1½ inches long, runs backward, downward, and to the left and unites with the hepatic duct to form the common bile-duct. **D. of Darwin.** See *D., Cement*. **D., Definitive**, one of the straight milk-ducts in the nipple. **D., Efferent.** Same as *Canal, Deferent*. **D., Egestive.** See *D., Excretory*. **D., Ejaculatory**, a duct about an inch long, on either side of the body, formed by the union of the vas deferens and the seminal vesicle. The semen passes through it into the urethra. **D., Endolymphatic**, a tubular process of the membranous labyrinth of the ear, passing through the aqueduct of the vestibule into the cranial cavity, where it terminates below the dura mater in a blind enlargement, the sacculus endolymphaticus. **D., Esophagocutaneous**, in biology, a duct joining the esophagus with the branchial pore, and thus with the exterior. **D., Excretory**, the tube through which the secretion of a gland is discharged. **D., Galactophorous**, one of the 15 or 20 milk-ducts of the lobes of the mammary glands. They converge toward the areola, and terminate upon the surface of the nipple in small depressions. **D., Gall.** See *D., Bile, D., Hepatic*, and *D., Cystic*. **D. of Gärtner**, the canal of Gärtner. See *Canal*. **D., Genital**, the genital canal. See *Canal*. **D., Guttural**, the Eustachian tube. **D., Hepatic**, a duct, 1½ inches long, formed at the margin of the transverse fissure of the liver by the right and left hepatic ducts. It unites with the cystic duct to form the common bile-duct. **D., Hepatic, Left**, a duct arising from the left lobe of the liver, and joining the right hepatic duct to form the common hepatic duct. **D., Hepatic, Middle**, an occasional branch of the hepatic duct, conveying the bile from the quadrate lobe of the liver. **D., Hepatic, Right**, a duct arising from the right lobe of the liver, and joining the left hepatic duct, to form the common hepatic duct. **D., Hepato-cystic**, one of the biliary ducts emptying

directly into the gall-bladder. **D., Hepato-pancreatic**, a duct conveying the secretions of the liver and pancreas into the intestinal canal; the common bile-duct. **D., Hermaphrodite**, a duct that in hermaphroditic animals receives the male and female elements. **D., Hemithoracic**, an ascending branch of the thoracic duct, given off high in the thorax, and opening either into the right lymphatic duct or close to the angle of union of the right subclavian and right internal jugular veins. **D. inferens**, in certain *Edentata*, one of the ducts leading from the submaxillary glands to a common receptacle for the secretion of the gland. **D., Intercellular**, the intercellular canal. See *Canal*. **D., Interlobular, Bile**, one of the ducts situated between the lobules of the liver. They are of two varieties, small and large. **D., Intralobular, Bile**, one of the intralobular canals. See *Canal*. **D., Lachrymal**. See *D., Nasal*. **D., Lactiferous**. See *D., Galactophorous*. **D., Leydig's**. See *D., Mesonephric* and *D., Urogenital*. **D., Lymph**. See *D., Thoracic*. **D., Lymphatic**. See *D., Thoracic*. **D., Lymphatic, Left**. See *D., Thoracic*. **D., Lymphatic, Right**, the vessel that receives the lymph from the absorbent vessels of the right arm, the right side of the head and neck, the chest, lung and right side of the heart, and also from the upper surface of the liver. It terminates at the junction of the right subclavian and internal jugular veins. **D., Mammary**. See *D., Galactophorous*. **D., Mesonephric**, an embryonic duct belonging to the mesonephron, and formed by the longitudinal fission of a portion of the segmental duct. In the male, it becomes the vas deferens, while in the female it almost entirely disappears. **D., Metanephric**, the *Ureter*, *q. v.* **D., Milk**. See *D., Galactophorous*. **D., Mucous**. See *Canal, mucous*. **D., Mucous**. See *Canal, mucous*. **D. of Müller**, a tube (on either side of the body) formed by the undivided portion of the segmental duct, and of the longitudinal tubes into which it divides. From them in the female are developed the oviducts, uterus and vagina, while in the male they atrophy and disappear. **D., Nasal**, the duct, $\frac{1}{2}$ an inch long, that conveys the tears from the lachrymal sac into the inferior meatus of the nose. **D., Naso-lachrymal**. See *D., Nasal*. **D., Nuckian**, one of the excretory ducts of the orbital gland of the dog. **D., Omphalic**. See *D., Vitelline*. **D., Omphalo-mesenteric**. See *D., Vitelline*. **D., Pancreatic**, a duct that extends from the pancreas to the duodenum at the point where the common bile-duct enters the bowel. **D., Pancreatic, Accessory**, the excretory duct of the lesser pancreas, opening into the pancreatic duct or into the duodenum, close to the orifice of the common bile-duct. **D., Pancreatic, Supplementary**. See *D., Pancreatic, Accessory*. **D., Parotid**. See *D. of Stensen*. **D. of Pecquet**, the thoracic duct. **D., Pneumatic**, in fishes, the tube that connects the swimming-bladder with the esophagus. **D., Pronephric**. See *D., Segmental*. **D., Prostatic**, one of the ducts conveying the secretion of the prostate into the urethra. **D., Reticulate**, in biology, an aggregation of parenchymatous tissue-cells, in which the thickenings assume the form of a network. **D. reuniens**, a small duct leading from the sacculle to the membranous labyrinth of the cochlea. **D. of Rivini**, one of the ducts of the sublingual gland. **D., Roriferous**. See *D., Thoracic*. **D., Sacculo-utricular**, a small canal connecting the sacculle of the internal ear with the utricle. **D. of Santorini**. Same as *D., Pancreatic, Accessory*. **D., Scalariform**, in biology, one of numerous parallel narrow and elongated bordered pits in plant-cells set close together like the rounds of a ladder. **D., Secretory**, one of the smaller ducts of a gland,

tributaries of the excretory duct. **D., Segmental**, in embryology, a tube, on either side of the body, situated between the visceral and parietal layers of the mesoblast, opening anteriorly into the body-cavity, and posteriorly into the cloaca. **D., Seminal**. See *D., Ejaculatory*. **D., Spermathecal**, in certain *Mollusca*, the duct that connects the spermatheca with the hermaphrodite duct. **D., Spermatic**, the *Vas deferens*; *q. v.* **D., Spiral**, in biology, the prosenchymatous cell-tissue, the walls of which are marked by spiral thickenings. **D. of Steno**. See *D. of Stensen*. **D., Stenon's**. See *D. of Stensch*. **D., Stenonine**. See *D. of Sten-on*. **D. of Stensen**, 1. a duct about $2\frac{1}{2}$ inches long, conveying the secretion of the parotid gland into the mouth, opening on the inner side of the cheek, about opposite to the second upper molar tooth. 2. See *Canal, Incisive*. **D., Sublingual**. See *D. of Rivini* and *D. of Bartholin*. **D., Tear**, the nasal duct. **D., Testicular**, the vas deferens, *q. v.* **D., Thoracic**, a duct 18 to 20 inches long, extending from the receptaculum chyli, in front of the vertebrae as far as the seventh cervical vertebra, where it curves down over the subclavian artery and empties into the left subclavian vein at its junction with the left internal jugular vein. It receives the lymph and chyle not received by the right lymphatic duct. **D., Thyroglossus**, in the embryo, a duct that terminates upon the tongue as the foramen cecum, and leads to the rudiments of the thyroid body. **D., Trabecular**, in biology, prosenchymatous tissue cells, in which thickenings cross the lumen of the cell. **D., Urogenital**, in biology, a duct that receives the urine and the genital products. **D., Uropygial**, in birds, a duct leading from the uropygial gland. **D., Uroseminal**. See *D., Urogenital*. **D. venosus**, the smaller, shorter, and more posterior of the two branches into which the umbilical vein divides after entering the abdomen. It empties directly into the ascending vena cava. After the birth of the fetus it becomes obliterated. **D., Vitellarian**, the canal in which an ovum receives its investment of albuminoid substance. **D., Vitelline**, a temporary channel of communication between the alimentary canal of the embryo and the umbilical vesicle. **D., Vitello-intestinal**. See *D., Vitelline*. **D. of Wharton**, the duct, about two inches long, of the sublingual gland, opening in the mouth at the side of the frenum lingue. **D. of Wirsung**, the pancreatic duct. **D., Wolffian**, the mesonephric duct. **D., Yellow**. See *Canal, Eschricht's*.

Ductule (*duk'-chul*) [*ductulus*, a small duct]. A small duct, as the straight seminal ducts.

Dudgeon's Recipe. A formula for varnish to preserve sphygmographic and cardiographic tracings. It consists of one ounce of gum dammar dissolved in six ounces of rectified benzolin.

Dudley's Operation. See *Operation, Table of*. **D. Tests**. See *Tests, Table of*.

Duflos' Tests. See *Tests, Table of*.

Dugas' Test. A method of diagnosis in dislocation of the shoulder. If the hand of the affected side is made to clasp the opposite shoulder, the elbow cannot be made to touch the front of the chest.

Dugong Oil (*du'-gong*). The fixed oil afforded by the dugong, *Hallicore australis*, a marine sirenian mammal. It is regarded as a good substitute for cod-liver oil.

Duhring's Disease, or *Impetigo*. See *Impetigo, Dermatitis herpetiformis*, and *Dis ases, Table of*.

Dulcamara (*dul-kam-a'-ra*) [*dulcamara*, bitter-sweet]. Bittersweet. The young branches of *D. solanum*, containing several glucosids and an alkaloid. Its properties are not well understood. It causes nausea

- emesis and convulsive muscular movements, and in toxic doses is a narcotic poison. It is now employed in psoriasis and similar skin-diseases. **D., Fld. Ext.** Dose $\bar{5}$. **D., Decoctum**, unof., 1 per cent. strength. Dose $\bar{5}$ -10.
- Dulcamarin** (*dul'-samar-in*) [*dul'-mar-ia*, bitter-sweet] $C_{22}H_{34}O_{10}$. An alkaloid of *Bell. rosea*. It is a yellow, amorphous powder, with a sweetish-bitter taste, sparingly soluble in water, freely so in alcohol and acetic acid, insoluble in ether and chloroform.
- Dulcin** (*dul'-in*). See *Dulcitol*.
- Dulcite** (*dul'-it*). See *Dulcitol*.
- Dulcitol** (*dul'-sit-ol*) [*dul'-it*, sweet] $C_{10}H_{18}O_6$. Dulcin, dulcite; an hexahydric alcohol occurring in various plants, and obtained from dulcitol manna (originating from Madagascar manna). It is made artificially by the action of sodium amalgam upon milk-sugar and galactose. It crystallizes in large monoclinic prisms, having a sweet taste. It is sparingly soluble in water, and melts at $188^{\circ}C$. It is said to be two hundred times as sweet as sugar.
- Dull** (*dul'*) [ME., *dul*, stupid]. 1. Slow of perception. 2. Not resonant on percussion. 3. Not bright in appearance. 4. Not sharp; blunt.
- Dullness** (*dul'-ness*) [ME., *dul*, stupid]. The quality of being dull, in any sense; lack of resonance on percussion.
- Dulong and Petit's Law**. See *Law*.
- Dulse** (*dul'-s*) [Gael., *dailbag*, dulse]. A popular name for various edible sea-weeds, such as *Rhodymenia palmata*. These are popularly esteemed as pectoral remedies. Unof.
- Dumas, Method of**. A method for the determination of nitrogen. In a glass tube (from 70 to 80 cm. long) sealed at one end, place a layer (about 1 cm.) of dry, primary sodium carbonate or magnesite, then pure cupric oxide (20 cm.), afterwards a mixture of the substance with the cupric oxide; then again pure granular cupric oxide (from 20 to 30 cm.), and finally fill the tube with pure copper turnings (about 20 cm.). In the open extremity of the tube is placed a rubber cork, bearing a gas-delivery tube, which extends into a mercury bath. The back part of the combustion-tube, containing the carbonate, is heated first, to expel the air from all parts of the apparatus. A graduated cylinder, filled with mercury, is placed over the extremity of the exit tube; into the tube containing mercury several cubic centimeters of concentrated potassium hydroxide are introduced by means of a pipet. The metallic copper and the layer of cupric oxide in the anterior portion of the tube are first heated and then gradually the mixture. When the combustion is completed, it is applied to another part of the sodium carbonate layer. The graduated vessel, containing pure nitrogen, is placed in a large cylinder of water, allowed to stand a short time until the temperature is equalized, then the volume of gas is read and the temperature of the surrounding air and the barometer height are noted.
- $$N = \frac{V - V_0}{V_0} \times \frac{760 - h}{760} \times \frac{273 + t}{273 + t_0}$$
- where N = weight of nitrogen in grams; V = total reduced volume in cubic centimeters; h = the barometric pressure; w = the tension of aqueous vapor at the temperature t ; 0.0012502 = the weight, in grams, of 1 liter of nitrogen at $0^{\circ}C$, and 760 mm. Hg pressure.
- Dumb** (*dum'*) [ME., *dumb*, mute]. Unable to utter articulate speech. **D., Ague**, a popular expression for ague, but more correctly termed by obscure symptoms. **D.-bell**, *belladonna*, consisting of two iron balls connected by a string, used to increase for health and development. **D.-bell Crystals**, crystals of calcium oxalate, sometimes seen in the urine. **D.-cane**, the *Calceolium seguinum*, or *Dieffenbachia seguinea*, a W. Indian plant; when bitten it causes the lips and mouth to swell, and thus may produce temporary inability to speak. The plant is used in preparing an ointment, and is said to be useful in dropsies.
- Dumbness** (*dum'-ness*) [ME., *dumb*, mute]. Inability to utter articulate speech.
- Dumetose** (*dul'-met-os*) [*dumus*, a bramble]. In biology, belonging to a thicket; bush-like.
- Dumont's Blue**. Same as *Smalts*.
- Dumose** (*dul'-mos*) [*dumus*, a thorn-bush]. In biology, bushy, or pertaining to a bush.
- Dumoutier's Horizontal Plane**. See *Plane*.
- Duncan's Operation**. See *Operations, Table of*.
- Dung** [ME., *dung*, dung]. Excrement; feces; ordure. **D.-bath**. See *Pigments, Colors, and Dye-stuffs*.
- D.-hill**, a heap of dung.
- Dunga** (*dun'-gah*). Synonym of *Dengue*.
- Dunging** (*dung'-ing*). See *Pigments, Colors, and Dye-stuffs*.
- Dunham's Solution**. A culture-medium composed of sodium chlorid, 5 parts; dried peptone, 1 part; distilled water, 100 parts.
- Duodenal** (*du-o-de'-nal*, or *du-ad'-en-al*) [*duodeni*, twelve each]. Relating to the duodenum. **D. Ulcer**, ulceration of the duodenum. It may be *acute*, as after severe burns or scalds, or after exposure to extreme cold; or (more commonly) it may be *chronic*, occurring usually in old alcoholic males. Its most frequent seat is in the first part of the duodenum, either on the anterior or posterior wall. It is probably due to the action of the gastric juice upon the intestinal wall which has been devitalized as the result of some form of malnutrition. Perforation and fatal peritonitis may ensue if the ulcer be situated on the anterior wall.
- Duodenitis** (*du-o-den'-tis*) [*duodeni*, twelve each; *itis*, inflammation]. Inflammation of the duodenum.
- Duodeno-cholecystotomy** (*du-o-de'-no-ko-le-sis-tol'-o-me*) [*duodeni*, twelve each; *χολη*, bile; *κυστις*, bladder; *στομα*, mouth]. An operation for establishing an artificial communication between the gall-bladder and duodenum.
- Duodeno-enterostomy** (*du-o-de'-no-en-ter-os'-to-me*) [*duodeni*, twelve each; *εντερον*, bowel; *στομα*, mouth]. The establishment of an artificial communication between the duodenum and some portion of the small intestine.
- Duodeno-jejunal** (*du-o-de'-no-jej-u'-nal*) [*duodeni*, twelve each; *jejunus*, dry]. Pertaining to the duodenum and the jejunum.
- Duodeno-renal** (*du-o-de'-no-re'-nal*) [*duodeni*, twelve each; *ren*, the kidney]. Relating to the duodenum and to the kidney.
- Duodenostomy** (*du-o-de-nos'-to-me*) [*duodenum*; *στομα*, a mouth]. The operation of opening the duodenum, and the attachment of the lips of the intestinal slit to the walls of the abdomen, in order to form an artificial mouth for the introduction of nutriment.
- Duodenotomy** (*du-o-den-ot'-o-me*) [*duodenum*; *τομή*, to cut]. Surgical incision of the duodenum.
- Duodenum** (*du-o-de'-num*, or *du-ad'-en-um*) [*duodeni*, twelve each; so called because it is about twelve finger-breadths long]. The first part of the small intestine beginning at the pylorus. The inner surface is covered with folds of mucous membrane called *valvulae conniventes*, or *valves of Kerkring*.
- Dupasquier's Test**. See *Tests, Table of*.
- Duplay's Operation**. See *Operations, Table of*.
- Duplicana** (*du-plik-a'-nah*) [*duplicare*, to double]. A double tertian ague.

Duplication (*du-plik-a'-shun*). Same as *Reduplication*, *q. v.*

Duplicature (*du'-plik-a-chur*) [*duplicare*, to double]. The reflection, or folding of a membrane upon itself.

Duplicity (*du-plis'-it-e*) [*duplicitas*, doubleness]. The condition of being duplex or double.

Dupuytren's Contraction. See *Diseases, Table of*.

D. Hydrocele. See *Diseases, Table of*. **D. Ointment**, an ointment used to correct baldness. It contains ox-marrow 250, lead acetate 4, balsam of Peru 8, diluted alcohol 30, tinct. of camphor, $\frac{1}{2}$, tinct. of cloves and tinct. of cinnamon, each 1. **D. Operation**. See *Operations, Table of*. **D. Splint**, a splint used in the treatment of Pott's fracture of the leg. **D. Suture**. See *Suture*.

Dura (*du'-rah*) [*durus*, hard]. The *Dura mater*, *q. v.* **D. mater**, the outer membrane of the brain and spinal cord. It is divided into the *cerebral and spinal* or *rhachidian dura*, and its cerebral portion is in part identical with the endocranium. **D. m. testis**, the tunica albuginea of the testis.

Duræmatoma (*dur-em-at-o'-mah*). See *Duræmatoma*.

Dural (*du'-ral*) [*durus*, hard]. Pertaining to the dura.

Duramen (*du'-am-en*) [*durare*, to harden]. In biology, heart-wood.

Durande's Solvent. A solvent for biliary calculi; it consists of three parts of ether and two of turpentine, administered in capsules immediately before meals. **D. Treatment**. See *Treatment, Methods of*.

Duration (*du-ral'-shun*) [*durare*, to last]. Continuance in time. **D. of Life**, several methods of ascertaining the duration of life are employed: 1. The Mean Age at Death; 2. The Probable Duration of Life; 3. the Mean Duration of Life; 4. the Expectation of Life, or mean after-lifetime; and 5. the number living out of which one dies annually. According to the English Life-table No. 3, the mean age at death is 40.9 years, but this test is, for several reasons, fallacious, though it is of exceptional interest when the deaths from various diseases are considered. See *Probable D. of L., Expectation of Life, and Life-table*.

Duræmatoma (*dur-em-at-o'-mah*) [*dura*, hard; *αῖμα*, blood; *δύα*, tumor; *pl., Duræmatomata*]. Hematoma of the dura; an accumulation of blood between the dura and arachnoid.

Durène (*du'-rèn*) [*durus*, hard] $C_{10}H_{14}$. A hydrocarbon, present in coal-tar. It is a crystalline substance that possesses a camphor-like odor; it melts at 79–80° C., and boils at 190° C.

Dürer, Angle of. See *Angle. D., Plane of*. See *Plane*.

Durham's Tube. The lobster-tail tube largely used in tracheotomy.

Durilic Acid (*du-ri'll-ik*). See *Acid, Durilic*.

Duro-arachnitis (*du'-ro-ar-ak-ni'-tis*) [*durus*, hard; *ἀράχνη*, a spider; *τις*, inflammation]. Inflammation of the dura and arachnoid membrane.

Duroziez' Murmur. See *Signs and Symptoms, Table of*.

Dusart-Blondlot's Test. See *Tests, Table of*.

Dust-occupations. Those that from the nature of the particles of the dust produced may give rise to pneumoconiosis, tuberculosis, or bronchitis.

Dutch (*duch*) [ME., *Dutche*]. Pertaining to Holland. **D. Bitters**. See *Latifia*. **D. Gold**, an alloy of copper and zinc. **D. Liquid**. See *Ethene Chlorid*. **D. Mineral**, copper beaten out into very thin leaves. **D. White**. Same as *Hamburg White*.

Duval's Operation. See *Operations, Table of*.

Du Verger, Suture of. See *Suture. D. Method*. See *Operations, Table of*.

Duverney, Foramen of. See *Foramina, Table of. D. Glands*. See *Gland*.

Dware's Test. See *Tests, Table of*.

Dwarf (*dworf*) [ME., *dwarf*]. A being characterized by completed physical development, but having the various parts of unnaturally small dimensions, owing to insufficient growth. This condition is frequently associated with sterility and impotence. See *Nanism, Nanus*. **D. Elder**, the *Aralia hispida*. Its root is a valuable diuretic. Dose of fld. ext. ʒj-ij. Unof. **D. Tape-worm**. See *Tenia nana*.

Dyad (*di'-ad*). See *Quantivalence*.

Dyaster (*di-as'-ter*) [*δύε*, two; *ἀστὴρ*, star]. In biology, the karyokinetic figure assumed by the aster of a dividing nucleus before the formation of the stars at the ends of the nuclear spindle. It is the sixth stage of *Karyokinesis*.

Dye (*di*) [ME., *dyen*, to dye]. To color a substance by immersing it in some coloring-matter. The material used as a coloring-substance. **D.-stuffs**. See *Pigments, Colors, and Dye-stuffs*.

Dyer's Broom. See *Pigments, Conspectus of*.

Dyerism (*di'-er-izm*) [*Dyer*, the physician who proposed it]. A simple means of giving exercise to all the ocular muscles at once. It consists merely in reading a certain definite small amount daily, and increasing that amount systematically as the strength of the eyes increases.

Dyeizing (*di'-er-iz-ing*). See *Dyerism*.

Dynam (*di'-nam*). See *Dyne*.

Dynamia (*di-na'-me-ah*) [*δύναμις*, power]. 1. Ability to resist diseases, or to withstand the effects of any strain, physical or mental. 2. The sthenic character of any attack of disease.

Dynamic (*di-nam'-ik*) [*δύναμις*, energy]. Pertaining to energy. In medicine, a synonym of *Sthenic, q. v.* **D. Squint**. See *Insufficiency*.

Dynamics (*di-nam'-iks*). See *Mechanics*.

Dynamite (*di'-nam-īt*) [*δύναμις*, power]. An explosive consisting of nitro-glycerin incorporated with infusorial earth, to give it consistency. It is eight times as powerful as gunpowder.

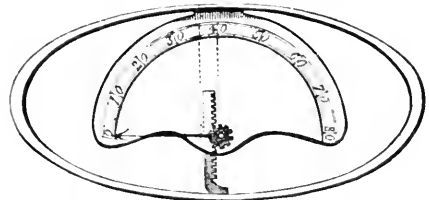
Dynamization (*di-nam-iz-a'-shun*) [*δύναμις*, power]. The so-called potentizing of medicines by comminution and agitation.

Dynamo (*di'-nam-o*) [*δύναμις*, power]. A dynamo-electric machine; a machine that generates dynamic, or current electricity, instead of static electricity; one in which the current is generated by revolving coils of insulated wire through the field of a magnet intensified by the same current.

Dynamogeny (*di-nam-oj'-en-e*) [*δύναμις*, energy; *γεννᾶν*, to beget]. The production of energy; the physiologic generation of force.

Dynamograph (*di-nam'-o-graf*) [*δύναμις*, power; *γράφω*, to write]. An instrument designed to measure and graphically record muscular strength.

Dynamometer (*di-nam-on'-o'-er*) [*δύναμις*, power; *μετρον*, a measure]. An instrument designed to



DYNAMOMETER OF MATHIEU. (Landois.)

measure force, or one for the measurement of muscular strength, particularly of the hand.

Dyne (*din*) [*δύναμις*, power]. A force sufficient to

- impart a velocity of one centimeter per second to a mass of one gram. See *See the Unit*.
- Dys-** [δύς,] a prefix implying difficulty, illness, badness; it may be represented by *bad, hard, difficult, painful*.
- Dysacusma** (dis-ak-us'-mah) [δύς, painful; ἀκουα, hearing]. A sensation of pain or discomfort caused by loud or even moderate noises.
- Dysacusia, or Dysacusis** (dis-ik-uh'-ah or -sis) [δύς, hard; ἀκουα, hearing]. Hardness or difficulty of hearing.
- Dysæsthesia** (dis-æsth'-e-ah). See *Dysæsthesia*.
- Dysalbulose** (dis-ah'-bul-ose). See *Albulose*.
- Dysanagnosia** (dis-in-agn'-oh-ah) [δύς, hard; ἀγνωσις, recognition, reading]. Word blindness; dyslexia.
- Dysaphe** (dis-ah'-e) [δύς, painful; ἀφί, touch]. Morbid state of the sense of touch.
- Dysapocatastasis** (dis-ah-p-oh-kat-ah'-stas-iss) [δύς, hard; ἀποκαταστασις, re-establishment]. Morbid restlessness and dissatisfaction.
- Dysapotonocoy** (dis-ah-p-oh-ton-oh'-no-ah) [δύς, difficult; ἀποτον, painless; τοκογ, birth]. Painless, but difficult, labor.
- Dysarthria** (dis-arth'-thri-ah) [δύς, difficult; ἀρθρον, articulation]. Impairment of the power of speech-articulation, from disease of the medulla and pons. **D. literalis**. Synonym of *Stammering*.
- Dysarthrosis** (dis-arth-ros'-sis) [δύς, bad; ἀρθρον, a joint]. 1. A deformed joint. 2. A false-joint. 3. A dislocation of a joint.
- Dysbasia** (dis-bah'-si-ah) [δύς, difficult; βάσις, a step]. Difficulty of walking. (Proposed instead of abasia, as in the affection there is rarely absolute inability to walk.)
- Dysbulia** (dis-bul'-le-ah) [δύς, difficult; βούλομαι, to will]. Impairment of will power.
- Dyscataposis** (dis-kat-ah'-p-oh-sis). Synonym of *Hydrophobia*.
- Dyschroma, or Dyschræa** (dis-kr-oh-ah or -kr'-e-ah) [δύς, bad; χρωμα, color]. Discoloration, especially of the skin.
- Dyschromatopsia** (dis-kr-oh-mat-oh'-s-ah) [δύς, ill; χρωμα, color; όψις, vision]. Difficulty in distinguishing colors.
- Dyschromia** (dis-kr-oh-m-ah) [δύς, ill; χρωμα, color]. Discoloration, especially of the skin.
- Dyschylia** (dis-ki'-le-ah) [δύς, ill; χυλος, chyle]. Disorder of the chyle.
- Dyscinesia** (dis-in-les'-ah) [δύς, ill; κίνησις, motion]. Difficult or painful motion.
- Dyscoria** (dis-ko'-ri-ah) [δύς, bad; κορη, pupil]. Abnormality of the form of the pupil.
- Dyscrasia** (dis-kr-ah'-s-ah) [δύς, bad; κράσις, combination]. A depraved or abnormal state; an abnormal or impure condition of the blood, due to general disease.
- Dyscrasic, Dyscratic** (di-kr-ah'-ik, di-kr-ah'-ik) [δύς, bad; κράσις, combination]. Of the nature of, or affected with a dyscrasia.
- Dyseccæa, or Dysecœa** (dis-eh'-s-ah, or di-ek-eh'-ah) [δυσαικκία, deafness]. Hardness of hearing.
- Dysenteria** (dis-en-ter'-e-ah). See *Dysentery*. **D. splenica**. Synonym of *Malaria*.
- Dysenteric** (dis-en-ter'-ik) [δύς, bad; έντερον, the bowels]. Of the nature of, or affected with dysentery.
- Dysenteric** (dis-en-ter'-ik) [δύς, bad; έντερον, the bowels]. An acute specific disease marked by inflammation of the solitary glands and follicles of the large intestine, with tormina and tenesmus, and the frequent passage of scanty and bloody stools. Death may result from asthenia, or peritonitis from perforation.
- Toward the close of grave cases of the disease the stools may become watery, black (the so-called "meat-washings"), and of an offensive gangrenous odor. Dysentery is prevalent in all malarious regions, and is also likely to occur among troops when the food is poor and irritating, and the drinking-water impure. **D., Algid**, that form characterized by great feebleness or absence of the pulse-beat, cyanosis, aphonia, suppression of urine, cold surface, and an early fatal issue. **D., Amebic**, that in which the *Ameba coli* is found in the stools. **D., Hemorrhagic**, a grave bowel-disease in India, marked by profuse hemorrhages from the bowels, with collapse. **D., Sporadic**, a mild type occurring in temperate climates. **D., White**, an epidemic variety, with muco-purulent stools.
- Dysepuletic** (dis-ep-u-let'-ik) [δύς, bad; έπούλωτικός, healing]. Cicatrizing slowly and imperfectly.
- Dyæsthesia** (dis-eh-thel'-e-ah) [δύς, difficult; αίσθησις, sensation]. Dullness of any sensation, especially that of touch. 2. Painfulness of any sensation not normally painful. **D. interna**, amnesia. **D. receptiva**, pain or distress felt in the vertex or occiput, often with a feeling "as if the head were being opened and shut."
- Dysgenesis** (dis-jen'-es-iss) [δύς, hard; γένεσις, generation]. In biology, the second of Broca's four degrees of fecundity—in the union of two species. Cf. *Agnesis, Paragenesis, Eugenesis*.
- Dysgeusia** (dis-jul'-se-ah) [δύς, ill; γεύσις, taste]. Morbidity or perversion of the sense of taste.
- Dysgrammatism** (dis-gram'-at-izm) [δύς, difficult; γραμμα, a letter]. Inability to make the proper use of words. It is a symptom of certain cerebral diseases.
- Dysgraphia** (dis-graf'-e-ah) [δύς, difficult; γράφειν, to write]. 1. Inability to write, as a result of a brain-lesion. 2. Imperfect configuration of an organ.
- Dyshidrosis** (dis-hid-oh'-sis). See *Dysidrosis*.
- Dysidrosis** (dis-id-oh'-sis) [δύς, bad; ιδρωσις, sweating]. Excessive activity of the sweat-glands, in association with a retention of their secretion, probably due to some neurotic disorder. See *Chiro-pompholyx, Pompholyx*.
- Dyskinesia** (dis-kin-eh'-se-ah) [δύς, difficult; κίνησις, movement]. Impairment of the power of voluntary motion. See *Discinesia*.
- Dyslalia** (dis-lah'-le-ah) [δύς, difficult; λαλειν, to talk]. Impairment or difficulty of speaking, due to some non-central lesion (such as a defect of the vocal bands or of the palate).
- Dyslexia** (dis-leks'-e-ah) [δύς, difficult; λίσσις, reading]. Morbid or aphasic difficulty or fatigue in reading.
- Dyslochia** (dis-lol'-kr-ah) [δύς, bad; λοχια, the lochia]. An abnormal condition of the lochial discharge.
- Dyslogia** (dis-lol'-j-ah) [δύς, difficult; λόγος, speech]. Difficulty in speech, not so much with individual words as with the expression of ideas; it is due to some central lesion. See also *Alogia*.
- Dyslysin** (dis-lis-in) [δύς, difficult; λίσσις, to dissolve], $C_{12}H_{16}O_2$. A resinous anhydrid of cholalic acid. It is insoluble in water, alcohol, and alkalies. It is a non-crystalline substance soluble in an excess of ether.
- Dysmenorrhæa** (dis-men-or-eh'-ah) [δύς, difficult; μήν, month; ρέειν, to flow]. Obstructed or difficult menstruation. **D., Congestive**, a form of painful menstruation in which often no lesion can be found, the pain being due to an intense congestion of the pelvic viscera. In other cases there exists some morbid condition that is aggravated by the menstrual congestion. **D., Intermediate**, pain occurring regularly each month, but not at the men-strual period. **D., Mechanical**. See *D., Obstructive*. **D., Membranous**,

painful discharge of the menstrual decidua in one or more large pieces, instead of after undergoing disintegration. **D. Mixture.** See *Guaiac Mixture, Fener's*. **D., Neuralgic.** See *D., Spasmodic*. Also, a term applied to *Neurotic dysmenorrhœa, q. v.* **D., Neurotic,** a peculiar form of dysmenorrhœa occurring in women of neurotic temperament and marked by neuralgic pains, not confined to the pelvis, but distributed over the body. **D., Obstructive,** that due to mechanical obstruction to the free escape of the menstrual fluid. It is usually due to contraction of the cervical canal, associated with antelexion of the uterus. **D., Ovarian,** that form in which the pain is apparently entirely in the ovaries. It is aching or burning in character and referred to the *ovarian center*, a spot at the level of and about two inches internal to the anterior superior iliac spine. **D., Spasmodic,** that form of dysmenorrhœa due to spasmodic uterine contraction. It is often associated with deficient uterine development.

Dysmerogenesis (*dis-mer-o-jen'-es-is*) [*δυσ-*, bad; *μέρος*, a part; *γενῶν*, to beget]. In biology, a variety of budding in which the various buds are very dissimilar.

Dysmimîa (*dis-mim'-e-ah*) [*δυσ-*, difficult; *μιμῆσθαι*, to mimic]. Aphasic difficulty in using signs or symbols in lieu of words.

Dysmnèsia (*dis-mne'-ze-ah*) [*δυσ-*, difficult; *μνήσις*, memory]. Impairment or defect of the memory.

Dysmorphia (*dis-mor'-fe-ah*) [*δυσ-*, ill; *μορφή*, form]. Deformity.

Dysmyotonia (*dis-mi-o-to'-ne-ah*) [*δυσ*, bad; *μῆς*, a muscle; *τόνος*, tone]. 1. Atony of the muscles. 2. Excessive tonicidity in muscles; myotonia.

Dysneurîa (*dis-nu'-re-ah*) [*δυσ-*, bad; *νεῦρον*, nerve]. Nervous disorder or distress; sense-impairment.

Dysnusîa (*dis-nu'-ze-ah*) [*δυσ-*, bad; *νοῦς*, mind]. Weakness or impairment of the mind.

Dysodia (*dis-o'-de-ah*) [*δυσωδία*; *δυσ-*, ill; *ὄζειν*, to smell]. Fœtor; stench; ill smell. Also a synonym of *Rhinitis atrophica, q. v.*

Dysodontiasis (*dis-o-don-ti'-as-is*) [*δυσ-*, bad; *ὀδοντίασις*, dentition]. Difficult dentition.

Dysodynia (*dis-o-din'-e-ah*) [*δυσ-*, ill; *ὀδύνη*, pain]. Ineffective labor-pains.

Dysopia (*dis-o'-pe-ah*) [*δυσωπία*; *δυσ-*, bad; *ὄψ*, eye]. Defective or painful vision. **D. tenebrarum.** Synonym of *Hemeralopia*.

Dysorexia (*dis-or-eks'-e-ah*) [*δυσ-*, ill; *ὄρεξις*, appetite]. A deprived or unnatural appetite.

Dysosmia (*dis-oz'-me-ah*) [*δυσ-*, ill; *ὀσμή*, odor]. 1. An unpleasant or fetid odor. 2. Loss or impairment of the sense of smell.

Dysosphresia (*dis-os-fre'-ze-ah*) [*δυσ-*, ill; *ὀσφρησις*, smell]. Impairment of the sense of smell.

Dysostosis (*dis-os-to'-sis*) [*δυσ-*, ill; *ὀστέον*, bone]. Defective formation of bone.

Dyspareunia (*dis-par-oo'-ne-ah*) [*δυσπαρένωσις*, ill-mated]. Painful or difficult performance of copulation from physical incompatibility.

Dyspepsia (*dis-pep'-se-ah*) [*δυσ-*, difficult; *πέπειν*, to digest]. Impaired or imperfect digestion. It may be *acute*, from some error in diet, or *chronic*, due to catarrh of the mucous coat of the stomach, the presence of abnormal ferments, or to other slowly-acting pathologic conditions of the viscus. **D., Atonic,** a derangement of the stomach, with disorder of its functions, due to insufficient quantity or impaired quality of the gastric juice, or to deficient action of the gastric muscles. **D., Colonic.** See *Enteritis, Membranous*. **D., Duodenal.** See *Enteritis, Membranous*. **D., Follicular.** Synonym of *Enteritis, Membranous*. **D., Intestinal,**

due to defects in the pancreatic, biliary, or intestinal secretions, or to deficient peristalsis. It is marked by borborygmi, flatulence, etc. **D., Irritative,** the catarrhal form of imperfect gastric digestion. **D., Nervous,** that form characterized by sensations of distress and uneasiness during digestion, although the act is accomplished within the physiologic time-limit. It occurs most frequently in those of the neurotic constitution. **D., Smokers'.** See *D., Tobacco*. **D., Tobacco,** that due to excessive use of tobacco.

Dyspepsodynia (*dis-pep-so-din'-e-ah*). Synonym of *Gastralgia*.

Dyspepsy (*dis-pep'-se*). See *Dyspepsia*.

Dyspeptic (*dis-pep'-tik*) [*δυσ-*, difficult; *πέπειν*, to digest]. 1. Relating to or affected with dyspepsia. 2. One who has dyspepsia.

Dyspeptone (*dis-pep'-ton*) [*δυσ-*, difficult; *πέπειν*, to digest]. An insoluble and unassimilable product of the gastric digestion of proteids. See *Metapeptone* and *Hemiprotein*.

Dysperistalsis (*dis-per-is-tal'-sis*) [*δυσ-*, painful; *περί*, around; *σπύσις*, compression]. Violent peristaltic action of the intestine.

Dyspermatism (*dis-per'-mat-izm*) [*δυσ-*, difficult; *σπέρμα*, seed]. Difficulty of depositing the sperm within the vagina.

Dyspermia (*dis-per'-e-ah*). See *Dyspermatism*.

Dysphagia (*dis-fa'-je-ah*) [*δυσ-*, ill; *φαγεῖν*, to eat]. Difficulty in swallowing, or inability to swallow. **D., Convulsive.** Synonym of *Esophagismus*. **D. globosa**, globus hystericus. **D. hystericæ.** Synonym of *Globus hystericus*. **D. spastica**, dysphagia due to hysteric spasm of the esophagus or pharynx.

Dysphasia (*dis-fa'-ze-ah*) [*δυσ-*, ill; *φάσις*, speech]. Imperfect or disconnected speech, arising from loss of or faulty arrangement of words, and dependent upon a central lesion.

Dysphonia (*dis-fo'-ne-ah*) [*δυσ-*, difficult; *φωνή*, voice]. A condition of defective voice; hoarseness. It is due to some acute or chronic inflammatory condition, new-growths, paralysis, or ulcerations of the vocal bands. **D. clericorum**, chronic glandular laryngitis; clergyman's sore-throat, *q. v.* **D. spastica**, speakers' cramp; stammering of the vocal bands.

Dysphoria (*dis-fo'-re-ah*) [*δυσ-*, difficult; *οἶπερ*, to bear]. Impatience and restlessness; mental anxiety; fidgets.

Dysphrasia (*dis-fra'-zhe-ah*) [*δυσ-*, ill; *φράσις*, speech]. Imperfect speech, due to impairment of the mental powers. Kussmaul's term for a mental condition in which the emotion is opposed to the words designed to express it.

Dysphrenia (*dis-fre'-ne-ah*) [*δυσ-*, bad; *φρήν*, mind]. Any mental disorder.

Dyspnea (*dis-pne'-e-ah*) [*δυσ-*, difficult; *πνέειν*, to breathe]. Difficult or labored breathing, arising from various causes, as laryngeal or tracheal obstruction, heart-disease, kidney-disease, lung-disease, or anemia. It may be either *inspiratory* or *expiratory*, according as it is mainly dependent upon the muscles of inspiration or expiration; or it may be *general*, that is, both inspiratory and expiratory. **D., Asthmatic**, that due to asthma. **D., Cardiac**, that due to heart-disease. **D., Postural.** See *Orthopnea*. **D., Renal**, that due to renal disease. **D., Uremic**, that due to uremia. **D., Rhythmic.** See *Cheyne-Stokes Respiration*.

Dyspneic (*dis-pne'-ik*) [*δυσ-*, difficult; *πνέειν*, to breathe]. Affected with or caused by dyspnea. **D. Coma.** See *Coma diaceticum*.

Dysspermia (*dis-sper'-me-ah*) [*δυσ-*, ill; *σπέρμα*, seed]. An imperfect or abnormal condition of the semen.

Dysstasia, or **Dystasia** (*dis-tal'-ze-ah*) [*δυσ-*, ill; *στάσις*, standing]. Difficulty in standing. A term

- proposed for *astasia*, as in this affection there is rarely absolute inability to stand. **D.** *Dysbasia*. See *Astasia* *aperta*.
- Dystaxia** (*dis-tak'-sah*) [*δυσ*, bad; *-ταξία*, regulation, order] Ataxia, or partial ataxia.
- Dysteleologic** (*dis-tel'-e-ol'-e-ik*) [*δυσ*, ill; *-τελεολογία*, perfect; *-λογία*, science] Pertaining to *Dysteleology*.
- Dysteleology** (*dis-tel'-e-ol'-e-ol'-e-ik*) [*δυσ*, ill; *-τελεολογία*, perfect; *-λογία*, science] The study of rudimentary and useless organs, such as the vermiform appendix.
- Dysthanasia** (*dis-thā-nā'-sah*) [*δυσ*, painful; *θανάσιος*, death] A slow and painful death.
- Dysthelasia** (*dis-thē-lā'-sah*) [*δυσ*, ill; *θηλάσιον*, to suck] Difficulty in sucking or in giving suck.
- Dysthesia** (*dis-thē-sē'-sah*) [*δυσθησιον*, to do, or feel ill] 1. Ill condition, especially ill health due to a non-febrile disorder of the blood vessels. 2. Impatience; irritability; ill temper in the sick.
- Dysthetic** (*dis-thē-tē'-sē*) [*δυσθησιον*, to do or feel ill] Of the nature of a *dysthesia*; caegetic.
- Dysthymia** (*dis-thim'-e-ah*) [*δυσ*, bad; *θυμός*, mind] Melancholy or mental perversion. **D.** *algetica*, mental perversion due to peripheral nerve-irritation. **D.** *neuralgica*, mental perversion due to facial or other neuralgias.
- Dystitia** (*dis-it'-e-ah*) [*δυσ*, difficult; *πιθη*, a nipple] Difficulty of nursing or inability to nurse at the breast.
- Dystocia** (*dis-tō'-sē*) [*δυσ*, difficult; *τοκος*, birth] Difficult labor. **D.**, Fetal, difficult labor due to such

- fetal irregularities as displacement of the arm, excessive size, plural pregnancy, monsters, etc. **D.**, *Maternal*, due to some defect on the side of the mother, as pelvic deformity or disease.
- Dystonia** (*dis-to'-ne-ah*) [*δύς*, ill; *τόνος*, tone] Disorder or lack of tonicity.
- Dystopia** (*dis-to'-pe-ah*) [*δύς*, ill; *τόπος*, place] Displacement of any organ.
- Dystrophia** (*dis-trof'-fe-ah*). See *Distrophy*.
- Dystrophic** (*dis-trof'-fē-ik*) [*δύς*, bad; *τροφή*, nourishment] Poorly nourished.
- Dystrophoneurosis** (*dis-trof-o-nu-ro'-sis*) [*δύς*, bad; *τροφή*, nourishment; *νεῖρον*, a nerve; *νόσος*, disease] A disturbance of nutrition caused by abolition or perversion of nervous influence; or a nervous disease caused by ill-nutrition.
- Dystrophy** (*dis-tro'-fē*) [*δύς*, bad; *τροφή*, nourishment] Imperfect or faulty nourishment. **D.**, **Primary Muscular**. See *Atrophy*, *Idiopathic Muscular*.
- Dystropodextrin** (*dis-tro-po-dek's'-trin*) [*δύς*, bad; *τροπεῖν*, to turn; *dexter*, right] A starchy material existing in normal blood, and but slightly soluble.
- Dysulotous** (*dis-ul'-lo-tus*) [*δυσούλωτος*; *δύς*, bad; *ὄλη*, scar] Healing with difficulty.
- Dysuria** (*dis-ul'-re-ah*) [*δύς*, ill; *οὔρον*, urine] Difficult or painful urination; it may be due to calculi, cystitis, spasm, stricture.
- Dysuric** (*dis-ul'-rik*) [*δύς*, ill; *οὔρον*, urine] Affected with or relating to *dysuria*.
- Dysury** (*dis'-u-re*). Same as *Dysuria*.

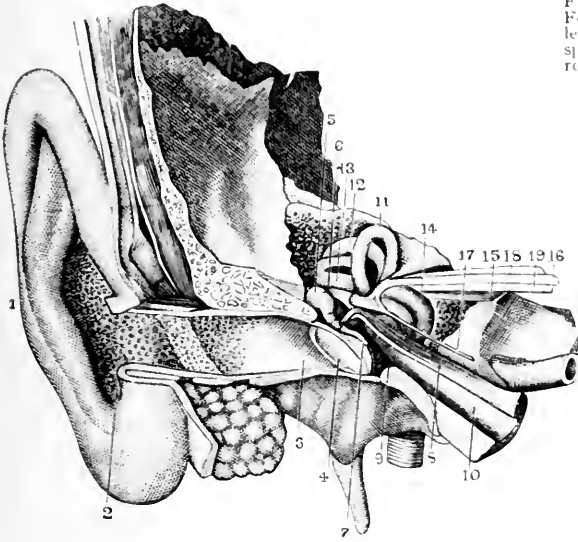
• E

- E.** Abbreviation of *Eye* and *Emmetropia*.
- E. M. F.** Abbreviation of *Electromotive Force*.
- Ext.** Abbreviation of *Excretion*.
- Eagle-wood** (*ā-gal'-o-od*). See *Aillicium*.
- Ear** (*er*) [*ME., ear*] The organ of hearing. It consists of the outer or external ear, the middle ear or tympanum, and the internal ear or labyrinth. Illustrated details are shown in the annexed cuts. **E.**-ache. See *Otitis*. **E.**-bone, an auditory ossicle. **E.**-Cat's, a deformity of the ear, causing it to resemble the ear of a cat. **E.**-cough, reflex cough from irritation or disease of the ear. **E.**-crystal, an otolith. **E.**-deformities, that insane, imbecile, and idiotic ears often have deformities of the external ear, they were described among the named deformities of the ear, saying: "*Bimall' ear*" designates a minority of the two ears. *Cast ear* is an ear without external ear, but it is asserted that this is a variety of the *lappet*, and not of the *Cagots*. *Dumb ear* is the outer part of the helix, and *lappet ear* is the ear with certain nodules of cartilage, *lappet ear* is a ring that hangs down, as if from the ear, and is called *lappet*. In *Small ear* the ear is small and is covered with the anti-hearing cartilage, and is called *lappet*. *Lappet ear* is a variety of the ear, as *lappet*. *Lappet ear* is a variety of the ear, as *lappet*. *Lappet ear* is a variety of the ear, as *lappet*. **E.**-drum of. See *Tympanum*. **E.**-dust, a variety of the ear, as *lappet*. **E.**-finger, the little finger. **E.**-Flag, a variety of the ear, in which

- it is pendulous, as in certain animals. **E.**-giddiness, a synonym of *Mènière's Disease*. **E.**-hole, the external auditory meatus. **E.**, **Inflammation of**. See *Otitis*. **E.**, **Internal**, the *Labyrinth*, *q. v.* **E.**-lobe, the lobe of the ear. **E.**, **Middle**. See *Tympanum*. **E.**-sneezing, sneezing produced by inflammation of the ear. **E.**-spoon, a curet used in removing cerumen. **E.**-stone. See *Otolith*. **E.**-trumpet, an instrument for gathering a larger number of waves of sound to a focus, and thus improving the hearing of those partially deaf. **E.**-tumor, *Hæmatoma auris*, *q. v.* **E.**-vertigo, a synonym of *Mènière's Disease*. **E.**-vomiting, reflex vomiting from auditory disease. **E.**-wax. See *Cerumen*. **E.**-wig, an insect (*Foëcula auricularia*) erroneously supposed to have a fondness for secreting itself in the external auditory meatus.

- Earth** (*erth*) [*ME., erthe*, earth]. In chemistry, a name given to various metallic oxids or silicates, not soluble in water and not affected by great heat. **E.**, **Alkaline**, the oxids and hydrates of calcium, magnesium, strontium, barium, and other metals of the same group. **E.**-bath, a sand bath. See *Bath*. **E.**, **Cimolian**. See *Cimolian*. **E.**-closet, a privy in which the dejecta are disposed of by the *Dry-earth System*, *q. v.* **E.**-cure, the therapeutic use of earth, soil, mud, or sand. **E.**-dressing, a dressing of earth for wounds, bruises, etc. It has marked deodorizing powers. **E.**, **Fuller's**, a clay used as an absorbent dressing for sores. See also *Ammotherapy*, *Bole*.

E.-worm, a common soil-inhabiting worm, *Lumbricus terrestris*. An oily liniment prepared from earth-worms is vulgarly held in high esteem as a relaxant for contracted tendons. In Russia a preparation of earth-worms is highly valued as a diuretic.

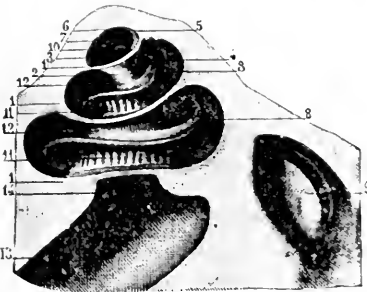
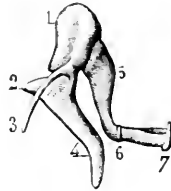


THE EAR.

- 1 Pinna, or auricle. 2 Concha. 3. External auditory canal. 4 Membrana tympani. 5. Incus 6. Malleus. 7. Manubrium mallei 8. Tensor tympani. 9. Tympanic cavity. 10. Eustachian tube. 11. Superior semicircular canal. 12. Posterior semicircular canal. 13. External semicircular canal. 14. Cochlea. 15. Internal auditory canal. 16. Facial nerve. 17. Large petrosal nerve. 18. Vestibular branch of auditory nerve. 19. Cochlear branch.

AUDITORY OSSICLES.

1. Head of Malleus. 2. Processus brevis. 3. Processus gracilis. 4. Manubrium. 5. Long process of incus. 6. Articulation between incus and stapes 7. Stapes.

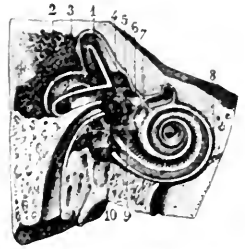


COCHLEA (LAMINA SPIRALIS OSSEA).

- 1, 1, 1. Surrounding bony structure. 2. Semi-infundibuliform lamella. 3. Its concave surface. 4. Concave border in which it terminates. 5. Anterior extremity of this border. 6. Cupola, superior two-thirds removed. 7. Inferior portion of base of semi-infundibuliform lamella. 8. Lamina spiralis ossea. 9. Its origin. 10. Its beak or terminal portion. 11, 11. Scala tympani 12. Scala vestibuli. 13. Internal auditory canal. 14. Fossa at the base of the modiolus.

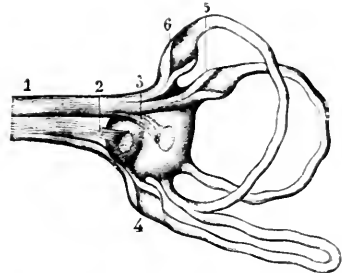
OSSEOUS LABYRINTH OF THE EAR (LAMINA SPIRALIS OSSEA).

- 1, 2, 3. Semicircular canals. 4. Vestibule. 5. Ampulla. 6. Fovea semi-elliptica. 7. Fovea hemispherica. 8. Cochlea. 9. Origin of lamina spiralis ossea. 10. Foramen rotundum.



OSSEOUS AND MEMBRANOUS LABYRINTH OF THE EAR.

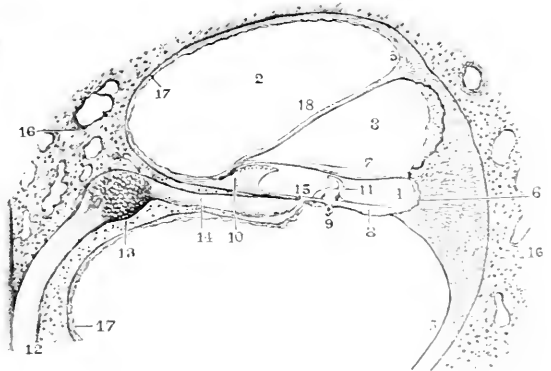
1. Vestibular branch of auditory nerve. 2. Branch for sacculus. 3. Branch for utricle. 4. Branch for ampulla of membranous posterior semicircular canal. 5. Branch for ampulla of external canal. 6. Branch for ampulla of superior canal. 7. Cochlear branch of auditory nerve. 8. Cochlea.



MEMBRANOUS LABYRINTH OF THE EAR.

Distribution of the vestibular branch of the auditory nerve to the membranous labyrinth; membranous vestibule and semicircular canals. X 3.

1. Vestibular branch. 2. Sacculus branch. 3. Utriculus branch. 4. Branch to ampulla of external membranous semicircular canal. 5. Branch to ampulla of superior membranous semicircular canal.



COCHLEA.

1. Scala tympani. 2. Scala vestibuli. 3. Anterior or triangular canal. 4. Posterior or quadrilateral canal. 5, 5. Spiral ligament. 6. External spiral sulcus. 7. Membrana tectoria, or membrane of Corti. 8. Membrana basilaris. 9. Spiral vessel. 10. Limbus laminae spiralis. 11. Pillus of organ of Corti. 12. Branch of cochlear nerve. 13. Ganglion spirale. 14. Branch of cochlear nerve between the lamellae of the lamina spiralis ossea. 15. One of the orifices by which this branch penetrates the canal of Corti. 16. Part of bony cochlea. 17. Lining periosteum. 18. Membrane of Reissner.

Easton's Syrup. See *Ferrum*.

Eat (*et*) [*AN.*, *etan*, to eat]. To masticate and swallow food.

Eau (*o*) [*Fr.*]. Water. E. de Cologne, cologne water. E. de Vie, brandy; alcoholic spirit.

Eberth's Bacillus. See *Bacteria*, *Synonymic Table of E.'s*. Lines. See *Index*, *Table of*.

Ebner's Glands. See *Gland*.

Eboli's Test. See *Tests*, *Urbach's*.

Ebonite (*o*) [*on it* (*ebon*, ebony)]. Black hard rubber. See *U' mite*.

Ebracteate (*o*) [*brak'te-at*] [*e*, priv.; *bra'te*, a thin plate]. In biology, destitute of bracts.

Ebrietas (*o*) [*ebri'etas*] [*E*]. Synonym of *Alcoholism*.

Ebriety, Ebriosity (*o*) [*ebri'etas*, *ebri-osity*]. Synonym of *Ebrietas*.

Ebstein's Theory. A theory as to the origin of gout. He claims that a nutritive tissue-disturbance is the primary change, leading to necrosis, and in the necrotic areas the urates are deposited. E.'s Treatment. See *Practitioner*, *Medical*.

Ebullition (*o*) [*ebul'tion*]. See *Boiling*.

Ebur (*o*) [*ivory*]. E. dentis, dentine, *q.v.*

Eburnation (*o*) [*ebur-nation*] [*ebur*, ivory]. 1. Increase of the earthy constituents of bone causing greater size and density of the same. 2. Ossification of a cartilage; calcareous infiltration of a tumor.

Eburneous (*o*) [*ebur-nous*] [*ebur*, ivory]. In biology, ivory white.

Ecalcarate (*o*) [*ecal'car-at*] [*e*, priv.; *calcar*, a spur]. In biology, destitute of a spur or spur-like process.

Ecarinate (*o*) [*ecar'in-at*] [*e*, priv.; *carina*, keel]. In biology, destitute of a carina or keel like structure.

Ecaudate (*o*) [*ecau'dat*] [*e*, priv.; *cauda*, a tail]. In biology, tailless; without a tail-like appendage. See *Appendix*.

Ecballium (*o*) [*ecbal'ium*]. See *Elaterium*.

Echlepharos (*o*) [*ek'le'pharos*] [*ek*, out; *βλεφαρον*, eyelid]. An ancient form of artificial eye.

Echbioma (*o*) [*ek'bi-oma*] [*ek*, out; *βίβιν*, to cast]. An abortion; an aborted fetus.

Ecbolic (*o*) [*ek'bol'ic*] [*ek* *βόλγ*, a throwing out]. 1. Abortive. 2. A substance used to produce abortion, or to facilitate parturition; an abortifacient.

Ecbolin (*o*) [*ek'bol'in*] [*ek*, out; *βόλγ*, a throw]. An alkaloid said to be one of the active principles of ergot. Little is known about it.

Ecbolium (*o*) [*ek'bol'ium*] [*ek* *βόλγ*; *ek*, out; *βίβιν*, to throw; *ph'*, *Echbioma*]. Any abortifacient drug.

Eccentric (*o*) [*ek'ent'rik*] [*ek*, out; *κέντρον*, center]. 1. See *Excentric*. 2. Odd or peculiar in behavior, but free from insanity. E. Amputation. See *Amputation*.

Eccentricity (*o*) [*ek'ent'ric-ity*] [*ek*, out; *κέντρον*, center]. 1. Oddness or peculiarity of behavior without true insanity. 2. A peculiarity.

Echchondroma (*o*) [*ek'ch'on'dro-ma*] [*ek*, out; *χόνδρος*, cartilage; *ph'*, *Echchondromata*]. A cartilaginous tumor; a chondroma.

Echchondrosis (*o*) [*ek'ch'on'dro-sis*] [*ek*, out; *χόνδρος*, cartilage; *ph'*, *Echchondromata*]. A cartilaginous outgrowth.

Echchondrotome (*o*) [*ek'ch'on'dro-tom*] [*ek*, out; *χόνδρος*, cartilage; *tom*, cutting]. An instrument for the surgical removal of cartilaginous growths.

Echchymoma (*o*) [*ek'ch'im-oma*] [*ek* *χυσμα*, an ecchymosis; *ph'*, *Echchymomata*]. A tumor made up of extravasated blood.

Echchymosis (*o*) [*ek'ch'im-osis*] [*ek* *χυσιθεσθαι*, to extravasate blood]. An effusion of blood into the subcutaneous tissues. It is marked by a purple coloration of the skin, the color gradually changing to brown, green,

and yellow. It is often the result of traumatism. See, also, *Purpura*.

Ecchymotic (*o*) [*ek'ch-im'ot-ik*] [*ek* *χυσιθεσθαι*, to extravasate blood]. Relating to or looking like ecchymosis.

Ecchysis (*o*) [*ek'ch-is-is*] [*ek* *χυσις*, a pouring out]. Any skin-disease characterized by effusion into the dermal tissue.

Eccoprois (*o*) [*ek-o-pro'ois*] [*ek*, out; *κόπρος*, feces]. Gentle purgation; defecation.

Eccoprotic (*o*) [*ek-o-prot'ik*] [*ek*, out; *κόπρος*, feces]. 1. Gently aperient. 2. Any aperient remedy; a purgative.

Eccrinology (*o*) [*ek-rin-ol'o-jy*] [*εκρίνειν*, to excrete; *λόγος*, science]. The science of excretion, including its physics, physiology, and pathology.

Eccyesis (*o*) [*ek-si-e'sis*] [*ek*, out; *κίησις*, pregnancy]. Extra-uterine gestation.

Eccyliosis (*o*) [*ek-se-le-o'sis*] [*ek*, out; *κυλιειν*, to roll]. Any disorder of development.

Ecdemic (*o*) [*ek-dem'ik*] [*εκδημος*, away from home]. Applied to diseases originating in a distant locality; not endemic.

Ecdemiomania (*o*) [*ek-de-me-o-ma'ne-ah*], or Ecdemomania (*o*) [*ek-de-me-ma'ne-ah*] [*εκδημος*, away from home; *μανια*, madness]. Insanity marked by a desire for wandering.

Ecdemionosus (*o*) [*ek-de-me-on't-o-sus*] [*εκδημιέειν*, to wander; *νόσος*, disease]. Ecdemiomania.

Ecderon (*o*) [*ek-der-on*] [*ek*, out; *δέρος*, skin]. 1. That layer of skin or mucous membrane that lies outside of the enderon. 2. The outermost or epithelial layer of skin or mucous membrane.

Ecdersonic (*o*) [*ek-der-on't-ik*] [*ek*, out; *δέρος*, skin]. Belonging to or of the nature of the ecderon.

Ecdysis (*o*) [*ek'dis-is*] [*εκδιειν*, to cast off]. In biology, the sloughing or casting off of the skin.

Ecgonin (*o*) [*ek'go-nin*], $C_9H_{12}NO_3 + H_2O$. An alkaloid produced in the decomposition of cocaine by HCl. It is very soluble in water, more sparingly in alcohol, and consists of prismatic crystals that melt at 205° C.

Echidnin (*o*) [*ek'id'nin*] [*εχιδνα*, viper]. 1. Serpentine poison; the poison or venom of the viper and other similar serpents. 2. A nitrogenous and venomous principle found in the poison-secretion of various serpents.

Echinacea (*o*) [*ek-in-a'se-ah*] [*εχίνος*, a hedgehog]. A genus of coarse composite plants of N. America. E. angustifolia. Black Sampson. The root of a perennial herb growing in the U. S. It is claimed that it possesses marked alterative value in strumous and syphilitic conditions. Dose of the fluid extract ℥xv-xxx. Unof.

Echinate (*o*) [*ek'in-at*] [*echinatus*, prickly, from *echinus*, a hedgehog]. Beset with prickles.

Echinochrome (*o*) [*ek'ki-no-krom*] [*εχίνος*, a sea-urchin; *χρώμα*, color]. In biology, a brown pigment of respiratory function found by MacMunn in the perivisceral fluid of *Echinus*.

Echinochromogen (*o*) [*ek'ki-no-kro'no-jeu*] [*εχίνος*, a sea-urchin; *χρώμα*, color; *γίνης*, producing]. In biology, the chromogen causing the deepening of color in echinochrome on exposure to air.

Echinococcus (*o*) [*ek'ki-no-kok'us*] [*εχίνος*, a hedgehog; *κόκκος*, a berry]. In biology, the same as E. veterinorum, the hydatid of the *Taenia echinococcus* of the dog, the most universally distributed of all the hydatids. It is found mainly in the liver and in the lungs of cattle. See *Parasites (Animal)*, *Table of*.

Echinopodium (*o*) [*ek'ki-no-pe'de-um*] [*εχίνος*, a sea-urchin; *παιδιον*, dim. of *παις* (*παιδ-*), a child]. In biology, Huxley's term for the bilaterally symmetric larva of an echinoderm just as it leaves the egg. It in many ways resembles a worm-larva. Cf. *Pluteus*.

Echinoplacid (*e-ki-no-plis'-id*) [*ἰχίνοσ*, a sea-urchin; *πλάξ*, a plate]. In biology, applied to echinoderms having spines on the madreporic plate.

Echinorhynchus (*e-ki-no-rin'-kus*) [*ἰχίνοσ*, hedgehog; *ῥύγχος*, beak]. A worm parasitic within certain animals and occasionally found in man. **E. gigas** is the best-known species. **E. hominis** is smaller, and is perhaps an immature form of the other. See *Parasites (Animal)*, *Table of*.

Echinulate (*e-kin'-u-lát*) [*echinulus*, dim. of *echinus*, a hedgehog]. In biology, beset with prickles of small size.

Echitamin (*e-kit'-am-in*), $C_{22}H_{22}N_2O_4$. An amorphous alkaloid of *Dita*, with a paralyzing power comparable to that of curare. It is also called *Ditain*.

Echitenin (*e-kiit'-en-in*), $C_{20}H_{22}NO_4$. An amorphous, brown alkaloid of *Dita*, soluble in alcohol and water.

Echlorophyllose (*e-klo-ro-fil'-os*) [*ε. priv.*; *χλωρὸσ*, yellowish-green; *φύλλον*, a leaf]. In biology, destitute of chlorophyl.

Echma (*ek'-mah*) [*ἔχμα*, a stoppage: *pl.*, *Echmata*]. A stoppage or obstruction.

Echmasis (*ek'-mas-is*) [*ἔχάζειν*, to hinder: *pl.*, *Echmasēs*]. An obstruction or an obstructive disease.

Echmatic (*ek-mat'-ik*) [*ἔχάζειν*, to hinder]. Due to or marked by an echmasis or an echma.

Echo (*ek'-o*) [*ἠχώ*, a sound]. A reverberated sound. **E.-sign**, a symptom of epilepsy and other brain-conditions in which there is a repetition of the closing word or words of a sentence. It is regarded as the result of perverted will, or impaired or defective inhibition. **E.-speech**, a peculiar method of utterance in one type of hypnotism.

Echokinesia, **Echokinesis** (*ek-o-kin-e'-ze-ah*, or *-e'-sis*) [*ἠχώ*, echo; *κίνησις*, motion]. Imitative unwilling action, like that observed in palmus or latah. See *Palmus* and *Habit-spasm*.

Echolalia (*ek-o-lá'-le-ah*) [*ἠχώ*, echo; *λάλιá*, talk]. An aphasic symptom consisting in a repetition of words spoken to the patient by others.

Echometer (*ek-om'-et-er*) [*ἠχώ*, sound; *μέτρον*, a measure]. A stethoscope.

Echopathy (*ek-op'-ath-e*) [*ἠχώ*, echo; *πάθος*, disease]. Any automatic and purposeless repetition of a word or sound heard or of an act seen.

Echophotony (*ek-o-fot'-o-ne*) [*ἠχώ*, echo; *ὥς*, light; *ῥῆσις*, tone]. The production of the sensation of color by the stimulus of aerial waves, or sound. See *Phonism*, *Photism*.

Echophrasia (*ek-o-fra'-ze-ah*) [*ἠχώ*, echo; *ῥάσις*, speech]. Same as *Echolalia*.

Echos (*e'-kos*) [*ἠχος*, sound]. Any subjective sensation, as of a sound that has no objective cause.

Echoscope (*ek'-o-skóp*) [*ἠχώ*, sound; *σκοπεῖν*, to examine]. A stethoscope.

Echuja (*ek'-u-jah*). An apocynaceous plant, *Adenium bahmianum*, of Africa. It is extremely poisonous.

Echujin, **Echugin** (*ek'-u-jin*). A poisonous glucosid from the plant called *Echuja*: it has much the same effects as strophanthin.

Eciomania (*ek-e-o-ma'-ne-ah*). See *Oikomania*.

Ecker's Angle. See *Angle*. **E. Fissure**. See *Fissure*.

Eclampsia (*ek-lamp'-se-ah*) [*ἐκλάμπτειν*, to shine or burst forth; from the suddenness of the attack]. 1. A sensation as of a light flashing before the eyes. [Obsolete]. 2. Any epileptiform seizure, especially one in which consciousness is not lost. 3. Puerperal convulsion. A convulsive or epileptiform seizure suddenly coming on in a woman prior to or during labor, or in the puerperal state. The convulsions are first tonic and then clonic, and finally affect

the involuntary muscles as well as the voluntary; consciousness is lost, and the attack is followed by coma or sleep. The etiology is obscure, the attack generally repeated, the prognosis grave. The term eclampsia is also used as a general designation for convulsions, and besides the puerperal form described there are the infantile and uremic types. See *Convulsions*. **E. nutans**, the nodding *spum* or *salivam convulsion* of young children. In this affection the head and upper part of the body are bowed forward several times in succession. The attacks tend to occur in paroxysms, during which the child suffers temporarily from disordered consciousness.

Eclampsic (*ek-lamp'-sik*). See *Eclampsic*.

Eclamptic (*ek-lamp'-tik*) [*ἐκλάμπτειν*, to shine or burst forth]. Relating to, affected with, or of the nature of, eclampsia.

Eclectic (*ek-lek'-tik*) [*ἐκλεκτικός*, selection]. Pertaining to a choosing or selection. Applied by a certain school of physicians to themselves, to denote their principle or plan of selecting or choosing that which is good from all other schools.

Eclecticism (*ek-lek'-tis-izm*) [*ἐκλεκτικός*, selection]. The doctrine and practice of the *Eclectics*.

Eclegm (*ek'-lem*) [*ἐκλεγμα*, an electuary]. An electuary.

Eclegma, or **Eclegma** (*ek-leg'-mah*, *ek-liz'-mah*) [*ἐκ*, out; *λεῖχειν*, to lick: *pl.*, *Eclegmata*]. An electuary.

Eclimbia (*ek-lim'-e-ah*) [*ἐκλιμία*]. Same as *Bulimia*.

Eclipsis (*ek-hip'-sis*) [*ἐκλείψω*, a dying out]. A sudden failure; trance; catalepsy; a sudden and transient loss or impairment of consciousness.

Eclysis (*ek'-lis-is*) [*ἐκλύσις*, a release, a loosening]. Any loosening, as of the bowels. Also a slight amount of, or merely a tendency to, syncope. It is present in anemia of the brain.

Ecmnesia (*ek-mne'-ze-ah*) [*ἐκ*, out; *μνήσις*, memory]. The dropping out of the memory of the events of a certain portion of time.

Ecnea (*ek-ne'-ah*) [*ἐκ*, out; *νοῖς*, mind]. Insanity.

Ecoid (*e'-koid*) [*οἶκος*, house]. A blood-shadow; the colorless stroma or framework of red corpuscles of the blood that have been deprived of their hemoglobin; a shadow-corpuscle.

Economy (*e-ken'-o-me*) [*οἶκος*, house; *νόμος*, a law]. A general name for the human being considered as a whole.

Ecorticate (*e-ker'-tik-at*) [*ε. priv.*; *cortex*, bark]. In biology, destitute of a cortical layer.

Ecouvillon (*a-koo-ve'-yon'g*) [Fr.]. See *Ecouvillonage*.

Ecouvillonage (*a-koo-ve-yon-ahzh'*) [Fr.]. The operation of cleansing, and carrying medicinal agents to, the inside of the uterus by means of a brush.

Ecplysis (*ek'-plis-is*) [*ἐκπέλλειν*, burst out: *pl.*, *Ecplyses*]. Any vesicular eruption.

Ecpfractic (*ek-frak'-tik*) [*ἐκφρακτικός*, clearing obstruction]. 1. Removing obstructions. 2. An ecpfractic medicine.

Ecpfronia (*ek-fro'-ne-ah*) [*ἐκ*, out of; *ορίν*, mind]. Insanity.

Ecpfyadectomy (*ek-fi-ad-ek'-to-me*) [*ἐκφύας*, appendage; *ἐκτομή*, excision]. Excision of the vermiform appendix.

Ecpfyaditis (*ek-fi-ad'-it-is*) [*ἐκφύας*, appendage; *τις*, inflammation]. Inflammation of the vermiform appendix; appendicitis. This term has also been used to include typhlitis, perityphlitis, etc.

Ecpphas (*ek'-fi-as*) [*ἐκφύας*, an offshoot]. The vermiform appendix.

Ecpphyma (*ek-fi-mah*) [*ἐκ*, out; *οἰσθαίω*, to grow: *pl.*, *Ecpphymata*]. An excrescence on the skin.

Ecpbysesis (*ek'fīz-e-sis*) [*ēs*, out; *ōstarein*, to blow]. Rapid breathing.

Ecpbysis (*ek'fīsis*) [*ek*, out; *ōstōs*, growth]. In biology, applied by Bate to the branch of any particular crustacean limb; as a *physis*, a branch springing from the coxa; *triphysis*, a branch springing from the base.

Ectoma (*ekt'ō-mā*) [*ek*, out; *τῆσι*, to tall; *μά*, *εξέματι*]. Any taling of a part or organ.

Ecpyesis (*ek'pī-sis*) [*ek*, out; *πύσι*, to suppurate; *ψ*, *έξψ*]. 1. Any suppuration or abscess. 2. Any pustular skin disease.

Ecpyetic (*ek'pī-ēt-ik*) [*ek*, out; *πύσι*, to suppurate]. Promoting suppuration.

Écrasement (*ē-krā-sā-mān*) [*Fr.*]. Surgical removal of a part or growth by means of the écraseur.

Écraseur (*ē-krā-sūr*) [*Fr.*]. An instrument used in the amputation of parts, and consisting of a chain or wire loop, tightened by a screw, whereby the tissue is slowly crushed apart rather than cut, thus rendering the operation easier and bloodless.

Ecroductylia (*ē-krō-dūkt'ul-ē-ā*) [*έκρῶσις*, escape; *δύκτυλον*, digit]. Same as *Anchium*.

Ecstaltic (*ē-ktāl'tik*) [*ek*, out; *στέλλειν*, to send]. Sent out from a nerve center; applied specially to nerve impulses originating from the spinal cord.

Ecstasy (*ēk'tā-sī*) [*έκστασις*, a trance]. A derangement of the nervous system characterized by an excited visionary state, absence of volition, insensibility to surroundings, a radiant expression, and immobility in statuesque positions. It is also called *Carus-cata* and *Catal* *par* *positura*.

Ecstrophy (*ēk'trōf-ē*) [*ek*, out; *στροφήν*, to turn]. Eversion; the turning inside-out of a part.

Ectad (*ēk'tād*) [*έκτωρ*, external; *ad*, to]. On or toward the external part.

Ectal (*ēk'tāl*) [*έκτωρ*, external]. At some surface or aspect further from a supposed center than that with which a given object is compared. External, superficial. See *Patient and Direction*, *Table of*.

Ectasia (*ēk'tā-sī-ā*). See *Ectasis*.

Ectasis (*ēk'tā-sis*) [*έκτασις*, extension]. Abnormal distention or dilatation of a part.

Ectatic (*ēk'tā-tik*) [*έκτασις*, extension]. Characterized by ectasis.

Ectental (*ēk'tānt'āl*) [*έκτωρ*, outward; *έκτωρ*, inward]. Pertaining to the line of union between the ectoderm and the epidermis. **E. Line**. See *Lines*, *Table of*.

Ectethmoid (*ēk'tēth'moid*) [*έκτωρ*, out from; *έθμοειδής*, sieve like]. Either one of the lateral cellular masses of the ethmoid bone.

Ecthyma (*ēk'th-mā*) [*έκθημα*, a pustule]. An inflammation of a surface attended with an eruption of large, firm pustules, which are usually flaccid and of a yellowish or grayish red color. They vary in size from a few lines to a silver quarter dollar, and are surrounded by an inflammatory areola. Brownish crusts form a film, which on removal leave a slightly concave, moist surface. The eruption appears as a result of the legs and thighs where the hair are thick; it is more common in children and may persist for an indefinite period. It is probably due to inoculation with microorganisms and is prone to occur after local irritation.

Ectymiform (*ēk'th-mif'orm*) [*έκθημα*, a pustule; *εξέματι*, eruption]. Resembling ecthyma.

Ectillic (*ēk'til-ik*) [*έκτελλειν*, to pluck]. Pertaining to the removal of tall; removing corns from the feet.

Ectiris (*ēk'tī-ris*) [*έκτερις*, the rainbow]. That part of the integument of a fish that lies in front of the fins.

Ecto- (*ek'tō-*) [*έκτός*, without]. A prefix signifying without, upon the outer side.

Ectobatic (*ek-to-bat'ik*) [*έκτός*, out; *βαίνειν*, to go]. Effluent; centrifugal; moving ectad or distad.

Ectoblast (*ek'tō-blast*) [*έκτός*, outside; *βλαστός*, a bud]. In biology, a simple, sensitive, covering, and protecting cell-layer; the ectoderm.

Ectobliquus (*ek-tō-blī'kū-us*) [*έκτός*, outward; *obliquus*, slanting]. The external oblique muscle of the abdomen. See *Muscles*, *Table of*.

Ectocardia (*ek-tō-kar'de-ā*) [*έκτός*, out; *καρδία*, the heart]. Abnormality of position of the heart.

Ectocarotid (*ek-to-kar-ot'id*) [*έκτός*, out; *κάρος*, stupor]. The external carotid artery. See *Arteries*, *Table of*.

Ectocarpous (*ek-tō-kar'pū-s*) [*έκτός*, outside; *καρπός*, fruit]. In biology, applied to such animals as have the reproductive organs located in the ectoderm.

Ectocellic, or **Ectocelcian** (*ek-tō-sē'le-ak*, *ek-tō-sē'le-an*) [*έκτός*, out; *κοιλία*, the belly]. Occurring or situated outside a ventricle of the brain.

Ectocelic (*ek-tō-sē'lik*) [*έκτός*, outside; *κοιλία*, a hollow]. In biology, applied to structures placed outside the body-cavity in a celenterate.

Ectochoroidea, or **Ectochorioidea** (*ek-tō-ko-roī'de-ah*, or *ek-tō-ko-re-oi'de-ah*) [*έκτός*, out; *χοριοειδής*, like a membrane]. The outer layer of the choroid, composed mainly of fibro-connective tissue.

Ectocinerea (*ek-tō-sin'e-re-ah*) [*έκτός*, out; *cinereus*, ashy]. The gray substance of the cortex of the brain. Cf. *Entocinerea*.

Ectocondyle (*ek-tō-kon'dil*) [*έκτός*, out; *κόνδυλος*, condyle]. An external condyle.

Ectocornea (*ek-tō-kor'ne-ah*) [*έκτός*, out; *cornuus*, horny]. The corneal conjunctiva.

Ectocyst (*ek'tō-sist*) [*έκτός*, out; *κύστις*, a cyst]. The thick, laminated, translucent, and highly elastic membrane of an hydatid cyst. It is lined by a thin cellular membrane called the *endocyst*. The outer layer of the cecicium (or common dermal system) of a colony of Polyzoa.

Ectoderm (*ēk'tō-derm*) [*έκτός*, outside; *δέρμα*, skin]. In biology, the primitive outer wall of the body; the animal germinal layer; the term was first applied to the outer of the two membranes of a hydroid zoöphyte. See *Blastoderm*.

Ectoentad (*ek-tō-ent'ad*) [*έκτός*, without; *έντός*, within; *ad*, to]. From without inward.

Ectogastrocnemius (*ek-tō-gas-trok-ne'-me-us*) [*έκτός*, without; *γαστροκνημίου*, the calf of the leg]. The gastrocnemius externus muscle. See *Muscles*, *Table of*.

Ectogenous (*ek-toj'ēn-us*) [*έκτός*, out; *γεννάν*, to produce]. Developed outside the body (said of certain pathogenic bacteria and of enthetic poisons).

Ectogluteus (*ek-tō-glu-tē-us*) [*έκτός*, without; *γλουτός*, the rump]. The external gluteus muscle. See *Muscles*, *Table of*.

Ectolecithal (*ek-tō-lē's'ith'al*) [*έκτός*, outside; *λέκιθος*, yolk]. In embryology, applied to such eggs as have the formation-yolk enclosed in a superficial layer of food-yolk.

Ectomere (*ek'tō-mēr*) [*έκτός*, out; *μέρος*, a share]. Any one of the cells of the ovum that are destined to take part in forming the ectoderm.

Ectopagia (*ek-tō-pā'jō-ah*) [*έκτός*, out; *πάγος*, a fixture]. The condition of being ectopagous; an ectopagous monstrosity.

Ectopagous (*ek-toj'pā-gū-s*) [*έκτός*, out; *πάγος*, a fixture]. Of the nature of or pertaining to an ectopagus.

Ectopagus (*ek-toj'pā-gū-s*) [*έκτός*, out; *πάγος*, a fixture]. A monomphalic twin monstrosity united laterally the full extent of the thorax.

Ectoparasite (*ek-to-par'-as-it*) [*ἐκτός*, outside; *παράσιτος*, a parasite]. In biology, a parasite that lives on the exterior of its host.

Ectoparasitic (*ek-to-par-as-it-ik*) [*ἐκτός*, out; *παράσιτος*, a parasite]. Of the nature of or pertaining to an ectoparasite.

Ectopatagium (*ek-to-pat-aj'-e-um*) [*ἐκτός*, outside; *παταγήον*, the border of a garment]. In biology, that part of the wing membrane or patagium of a bat which is limited to the manus; it is also called *dactylopatagium*.

Ectophyte (*ek'-to-fyt*) [*ἐκτός*, out; *φυτόν*, a plant]. An external parasitic plant-growth.

Ectophytic (*ek-to-fyt'-ik*) [*ἐκτός*, out; *φυτόν*, a plant]. Of the nature of or pertaining to an ectophyte.

Ectopia (*ek-to'-pe-ah*) [*ἐκτοπος*, displaced]. An abnormality of position. **E. cordis**. See *Ectocardia*.

E. lentis, dislocation or congenital malposition of the crystalline lens. **E. oculi**, abnormal position of the eyeball in the orbit. **E. testis**, abnormal position of the testicle. **E. vesicæ**, protrusion of the bladder through the wall of the abdomen.

Ectopic (*ek-top'-ik*) [*ἐκτοπος*, displaced]. Pertaining to ectopia; displaced. See also *Teratism*. **E. Gestation**. See *Gestation*.

Ectoplasm (*ek'-to-plazm*) [*ἐκτός*, without; *πλάσσειν*, to form]. In biology, the outer, hyaline, more compact layer of protoplasm in a cell or unicellular organism, as distinguished from the granular endoplasm.

Ectopy (*ek'-to-pe*). Same as *Ectopia*.

Ectoretina (*ek-to-ret'-in-ah*) [*ἐκτός*, out; *retina*, retina]. The external and pigmentary layer of the retina.

Ectosarc (*ek'-to-sark*) [*ἐκτός*, outside; *σάρξ*, flesh]. In biology, same as *Ectoplasm*, *q. v.*

Ectoskeleton (*ek-to-skel'-et-un*). Same as *Exoskeleton*.

Ectosome (*ek'-to-som*) [*ἐκτός*, outside; *σώμα*, body]. In biology, applied to the outer region of a sponge, which forms the covering of the choanosome, or middle region, with its flagellated chambers.

Ectosporous (*ek-to-spo'-rus*) [*ἐκτός*, outside; *σπόρος*, seed]. See *Exosporous*.

Ectosteal (*ek-tos'-te-al*) [*ἐκτός*, out; *ὀστέον*, a bone]. Relating to, situated or occurring outside of, a bone.

Ectostosis (*ek-tos-to'-sis*) [*ἐκτός*, out; *ὀστέον*, a bone]. The growth of bone from without; ossification that begins at the perichondrium, or future periosteum.

Ectotheca (*ek-toth'-ek-ah*) [*ἐκτός*, outside; *θήκη*, case]. In biology, applied to the capsule of such compound gonophores as those of *Laomedea*; also to such thecae or asci as are exposed, *e. g.* those of discomycetous fungi and gymnocarpous lichens.

Ectoxemia (*ek-toks-el'-me-ah*) [*ἐκ*, out; *τοξικόν*, poison; *αἷμα*, blood]. Toxemia not originating within the organism; blood-poisoning from some cause not existing within the organism.

Ectozoön (*ek-to-zo'-on*) [*ἐκτός*, out; *ζῷον*, an animal; *πλ.*, *Ectozoa*]. An external animal parasite; an ectoparasite.

Ectrodactylia, **Ectrodactylism** (*ek-tro-dak-till'-e-ah*, *ek-tro-dak'-till-iz-iz*) [*ἐκτρομα*, abortion; *δάκτυλος*, finger]. Congenital absence of any of the fingers or toes.

Ectrogenic (*ek-tro-jen'-ik*) [*ἐκτρομα*, abortion; *γεννᾶν*, to produce]. Due to some loss of tissue, as from traumatism or surgical operation. See also *Teratism*.

Ectrogeny (*ek-troj'-en-e*) [*ἐκτρομα*, abortion; *γεννᾶν*, to produce]. Loss or absence of any part or organ.

Ectroma (*ek-trol'-mah*) [*ἐκτρομα*, abortion; *πλ.*, *Ectromata*]. An aborted ovum or fetus.

Ectromelus (*ek-trom'-el-us*) [*ἐκτρομα*, abortion; *μῦς*, limb]. A single autotomic monster characterized by the presence of aborted or imperfectly-formed limbs.

Examples of this anomaly show every degree of arrested development, from entire absence of the limb to simple shortening.

Ectropion (*ek-trol'-pe-on*) [*ἐκ*, out; *τρέπω*, to turn].

An everted eyelid; abnormal eversion of an eyelid; also, an everted state of the cervical portion of the endometrium. **E.**, **Cicatricial**, due to destruction of part of the skin of the lid, with cicatricial contraction. **E. luxurians**, an old name for ec-



ECTROPION.

trion, with a proud-flesh appearance of the conjunctiva. **E.**, **Paralytic**, that due to paralysis of the orbicularis palpebrarum. **E.**, **Sarcomatous**. See *E. luxurians*. **E.**, **Senile**, found only in the lower lid, due to relaxation of the orbicularis palpebrarum muscle. **E.**, **Spastic**, due to spastic contraction of the fibers of the orbicular muscle lying near the margin of the orbit.

Ectropium (*ek-trol'-pe-um*). Same as *Ectropion*.

Ectrosis (*ek-trol'-sis*) [*ἐκτροσις*, abortion]. An abortion, or the production of an abortion.

Ectrotic (*ek-trol'-ik*) [*ἐκ*, out; *πυρρῶσκειν*, to wound]. Tending to cut short; abortive; abortifacient.

Ectylotic (*ek-til-ot'-ik*) [*ἐκ*, away; *τύλος*, callus]. Tending to remove warts or indurations.

Eczema (*ek'-ze-mah*) [*ἐκζέειν*, to boil over]. Tetter; Moist Tetter; an acute or chronic, non-contagious, catarrhal inflammatory disease of the skin, characterized by multififormity of lesion, and the presence, in varying degrees, of itching, infiltration, and discharge. The skin is reddened, the redness shading off insensibly into the surrounding unaffected skin. When well-marked, the skin is fissured, with crusting, leathery infiltration, and scaling. Eczema occurs in skins that are particularly susceptible to the action of external irritants. **E. ani**—of the anus—a troublesome variety common in children; it may simulate condylomata. **E. articolorum**, eczema of the flexor surfaces of the joints. **E. aurium**, a common, troublesome, pustular form affecting the ears. **E. barbæ**, a form resembling sycosis, but more superficial. It attacks the bearded portion of the face, but may spread. **E. capitis**, a variety confined to the head. It is usually seen in children; is diffuse, pustular, impetiginous, not itchy, and may be associated with pediculi and seborrhea. **E. circumscriptum parasiticum**, a name given by Crocker to a form of eruption that looks like a dry eczema, but has a border more sharply defined than is usual in *E. squamosum*. It occurs chiefly on the legs below the knee, and is constituted of minute papules aggregated into a uniform moderately red, scaly patch, with sharply defined borders. It is a chronic disease, and is probably parasitic in origin. **E. crurum**, a form occurring in old people as a result of varicosity of the veins of the leg, and not associated with eczema elsewhere. The skin is much infiltrated, red, scaly, with indolent ulcers. **E. crustosum**, eczema with the formation of thin and pale-yellowish crusts. If these crusts are thick and dark in color from capillary bleeding the condition is termed *E. impetiginosum*. This latter form occurs frequently on the scalp and face of strumous children.

E., Diabetic, from the irritation of diabetic urine.
E., Epidemic. See *Dermatitis, Epidemica Exanthematica*.
E., epizootica, a disease of domesticated animals due to a microörganism, attended with a characteristic eczematous lesion of the skin and a catarrhal condition of the respiratory tract. It is also called *Foot-and-Mouth Disease*. See *Streptococcus of Schottelius* under *Bacteriæ, Synonymati, Tabula*.
E., erythematosum, the mildest form of eczema, in which the skin is reddened, slightly swollen, infiltrated, and tense, from active congestion; the color of the patches is more vivid, and their edges are less well defined, than in true erythema. It is seen in its most typical form on the face. **E.**, faciei, an acute or chronic form affecting the face; it resembles erysipelas, but is attended with no rise of temperature. **E.**, fissum, *E. rimosum*; a form affecting the hands and skin over the articulations, and characterized by the formation of deep, painful cracks or fissures.
E., folliculare, a form confined largely to the neighborhood of the hair follicles, where irritable, acuminate papules may persist for prolonged periods. **E.**, genitalium, an acute form common in men; it is attended with great swelling and edema, with excoriation.
E., hypertrophicum, *E. verrucosum*; a form characterized by permanent hypertrophy of the papillæ of the skin, giving rise to general or limited warty outgrowths. This variety results from a tendency to passive congestion. See *Granuloma fungoides*. **E.**, impetiginodes. See *E. pustulosum*. **E.**, impetiginosum. See *E. crustaceum*.
E., Infantile, a form commencing usually within six months of birth, and making its appearance first upon the head or face. **E.**, intertrigo, a form of *E. erythematosum* occurring in the groins, on the inner surfaces of the nates, below the mamma, etc. It is due to uncleanliness. See *Erythema intertrigo*. **E.**, labiorum, a very obstinate variety affecting the lips, and associated with painful fissures. **E.**, madidans, *E. rubrum*; weeping eczema; large, raw, weeping surfaces studded with red points. It follows *E. vesiculosum*. **E.**, mammae, a variety common in nursing primiparæ; it is at first vesicular, then squamous, with painful fissures and much crusting. It is very obstinate. **E.**, manuum, a common form implicating the whole of both hands. The acute variety is most marked along the edges of the fingers, where deep-seated vesicles abound; the chronic form chiefly involves the palms and knuckles. **E.**, marginatum, Hebra's term for the most severe form of ringworm of the body. Its seats are the groins, axilla, fork, and occasionally the popliteal spaces. Its lesion is marked by a well defined, festooned, raised margin. **E.**, meatus, eczema of the external auditory passage. **E.**, mercuriale, that form due to the irritation produced by mercury. **E.**, narium, a form affecting the nostrils. **E.**, palmare, or *E. palmarum*, confined to the palm of the hand. It is also called *Poriasis palmis*. **E.**, palpebrarum, *Tinea taris*; an obstinate form affecting the eyebrows; it is common in strabismic children. **E.**, papillomatousum. Same as *E. verrucosum*. **E.**, papulosum, *Lichen simplex*; a form associated with the formation of minute intensely itching papules of a deep red color and firm consistency, arranged in irregularly shaped groups. They are about the size of a pin's head, acuminate, of a bright red color. Vesicles may form on their summits. *Tinea cruris*. When they are grouped in circular or annular patches, a form not uncommon on the outer aspect of the forearm and hands, and on the feet, it is called *Tinea cruris crispata*. **E.**, pedum, eczema of the feet. **E.**, plantarum, con-

fined to the sole of the foot. **E.**, pustulosum, *E. impetiginodes*; the stage of eczema in which the vesicles develop into pustules that are usually of larger size than the preceding vesicles. This is most common in strumous children. **E.**, rimosum. See *E. fissum*. **E.**, rubrum. See *E. madidans*. **E.**, sclerosum, a chronic form of eczema in which there is induration and thickening of the tissues. **E.**, Seborrhœic. See *Dermatitis, Seborrhœic*. **E.**, seborrhœicum. Synonym of *Seborrhœa*. **E.**, solare, that form due to irritation from the rays of the sun. **E.**, spargosiforme, a variety of *E. sclerosum* in which the thickening is so very great that a condition indistinguishable from *Elephantiasis arabum* is produced. **E.**, squamosum, a form in which the surfaces of ill-defined irregular patches are covered with more or less adherent scales of shed epithelium. This is often seen on the neck and limbs. **E.**, sulphure, that form due to the irritation produced by sulphur. **E.**, tarsi, a form affecting the edges of the eyelids. **E.**, tuberosum. Synonym of *Granuloma fungoides*. **E.**, umbilici, a tractable form resembling syphilitic disease of the same part. **E.**, unguium, involvement of the nails in chronic *E. manuum*. The nails are rough, dull, brittle, and punctate. **E.**, unisquamosum, a rare form having its seat at the root of the nose between the eyebrows. The secretion takes the form of a single epidermic lamella that covers the whole of the affected surface. **E.**, verrucosum. See *E. hypertrophicum*. **E.**, vesiculosum, a stage of vesicular formation in the course of eczema. It is the most common form of the disease. It is best seen on the flexor aspect of the limbs, between the fingers, back of the ears, etc. The vesicles, minute at first and closely aggregated, coalesce and rupture, exuding a clear plastic fluid that stains and stiffens linen. The burning and itching are worse at night, and the excoriated surfaces continue to weep for a few days, when they gradually heal by crusting. **E.**, Weeping. See *E. madidans*.

Eczematoid (*ek-zem'-at-oid*) [*ἐκζέτωρ*, to boil over]. Resembling an eczema.

Eczematosis (*ek-zem-at-oid'-sis*) [*ἐκζέτωρ*, to boil over; *σις*, *Eczematoses*]. Any eczematous skin-disease.

Eczematous (*ek-zem'-at-us*) [*ἐκζέτωρ*, to boil over]. Of the nature of or affected with eczema.

Eczemogenous (*ek-zem-oi'-en-us*) [*ἐκζέτωρ*, to boil over; *γενῶν*, to produce]. Giving rise to eczema.

Edeagra (*e-de-á'-grah*) [*αἰδοία*, the genitals; *ἄγρα*, a seizure]. Pain or gout in the genitalia.

Edeatrophia (*e-de-at-ro'-fe-ah*) [*αἰδοία*, genitals; *ἀτροφία*, a wasting]. Atrophy or wasting of the genital organs.

Edeauxe (*e-de-awks'-e*) [*αἰδοία*, genitals; *αὐξή*, increase]. Swelling or hypertrophy of the genitals.

Edebohl's Position or Posture. See *Postures, Table of*.

Edeitis (*e-de-it'-tis*) [*αἰδοία*, genitals; *τις*, inflammation]. Inflammation of the genital organs.

Edema (*e-de'-mah*) [*οἰδημα*; *οἰδέω*, to swell]. Swelling, especially such as is due to the effusion of serous fluid into areolar tissues. See *Anasarca*. **E.**, Acute

Circumscribed. See *E.*, *Angio-neurotic* and *Urticaria edematosa*. **E.**, Acute Idiopathic. See *E.*, *Angio-neurotic*. **E.**, Acute Non-inflammatory. See *E.*, *Angio-neurotic*.

E., Angio-neurotic, Giant urticaria; a vaso motor disorder, characterized by the abrupt occurrence of edematous swelling of variable extent, sometimes accompanied by gastro-intestinal crises. There may be a marked hereditary feature in the disease. Death may result from edema of the larynx. **E.**, Brown, the brownish fluid that flows from the cut surface of a lung in the state of brown induration. **E.**, Filtration, a peculiar sort of edema

of the conjunctiva observed after operations or injuries that have produced a perforation in the most anterior sections of the sclera. It is due to the oozing of the aqueous humor between the lips of the wound and under the conjunctiva. **E., Intermittent.** See *E., Angio-neurotic*. **E., Malarial.** See *E., Angio-neurotic*. **E., Malignant,** the term applied by Koch to a parasitic form of gangrenous inflammation that occurs at times after serious bone-injuries, etc. It is characterized by the rapid spread, the septic character of the inflammatory product, and the speedy destruction of the tissue involved, with the formation of gas. It is also called *Gangrenous emphysema*. **E., Menstrual.** See *E., Angio-neurotic*. **E. neonatorum,** a disease resembling somewhat sclerema neonatorum, the skin, however, being less generally involved and less edematous, filled with a serous fluid, and assuming a livid or purplish, rather than a whitish tint, as in sclerema. The disease begins before the third day of life, with drowsiness, and then the edema appears in the extremities, especially the legs, gradually spreading upward. **E., Solid,** a form of edema in which puncture gives exit not to serum, but to a sanious, stringy, lymphoid material.

Edematous (*e-dem'at-us*) [*oideua*, edema]. Marked by edema; swollen; puffy.

Edentate (*e-den'tat*) [*e*, priv.; *dens*, a tooth]. In biology, toothless, as an entire leaf, or a member of the *Edentata* among mammals.

Edentation (*e-den'ta-shun*) [*e*, without; *dens*, a tooth]. A deprivation of teeth.

Edentulous (*e-den'tu-lus*) [*e*, without; *dens*, a tooth]. Without teeth (applied to one who has lost his teeth). See *Caries of the Teeth*.

Edecephalus (*e-de-o-sef'al-us*) [*aidoia*, genitals; from the resemblance of the proboscis to a penis; *κεφαλή*, head]. A variety of single autotitic monsters of the species otocephalus, in which there is synopsis, absence of the mouth, very rudimentary jaws, and the presence of a proboscis.

Edeodynia (*e-de-o-din'e-ah*) [*aidoia*, genitalia; *ὀδύνη*, pain]. Any pain in the reproductive organs.

Edeogargalismus (*e-de-o-gar-gal-iz'mus*) [*aidoia*, genitals; *γαργαλισμός*, a tickling]. Masturbation.

Edeography (*e-de-og'ra-fe*) [*aidoia*, the genitals; *γράφειν*, to write]. A description of the genitalia.

Edeology (*e-de-ol'o-je*) [*aidoia*, genitals; *λόγος*, science]. A treatise or monograph on the organs of generation.

Edeomania (*e-de-o-ma'ne-ah*) [*aidoia*, genitals; *μανία*, madness]. Nymphomania; satyriasis.

Edeomycodermatitis (*e-de-o-mi-ko-der-mi'tis*) [*aidoia*, genitals; *μύκος*, mucus; *δέρμα*, skin; *ιτις*, inflammation]. Inflammation of the mucous membrane of any of the genital organs.

Edeopsophy (*e-de-op'so-fe*) [*aidoia*, genitals; *ψοφειν*, to utter a noise]. The emission of sounds from the genital organs (as from the bladder or vagina).

Edeopsy (*e'-de-op-se*). Same as *Edeoscopy*.

Edeoptosis (*e-de-op-to'sis*) [*aidoia*, genitals; *πτῶσις*, a fall]. Prolapse of some portion of the genital apparatus.

Edeoscopy (*e-de-os'ko-pe*) [*aidoia*, the genitals; *σκοπεειν*, to inspect]. An inspection or professional examination of the genital organs.

Edeotomy (*e-de-ol'o-me*) [*aidoia*, genitals; *τομή*, a cutting]. The anatomy or dissection of the genital organs.

Edgeweed (*ej'wēd*). A composite-flowered plant, *Sericocarpus tortifolius*, of the Southern U. S. It is used as a remedy for colic in horses. Unof.

Edible (*ed'ib-l*) [*edibilis*, eatable]. A qualification

applied to food, the condition of which is good and wholesome.

Edison-Lalande Cell. See *Cell*.

Edriophthalmous (*ed-re-off-thal'mus*) [*ἔδριος*, dim. of *ἔδρα*, a seat; *ὀφθαλμός*, eye]. In biology, having fixed, sessile eyes, not borne on a movable stalk.

Educt (*e'-dukt*) [*e*, out; *ducere*, to draw]. A compound that exists in any substance and is extracted from it by a chemist or pharmaceutical process; opposed to *product*, which designates a body that is produced by a process similar to that used in its extraction.

Edulcorant (*e-dul'kor-ant*) [*e*, out; *dulcorare*, to sweeten]. Sweetening; corrective of acidity or of acrimony.

Edulcoration (*e-dul'kor-a'-shun*) [*edulcare*, to sweeten]. In chemistry, the act or process of sweetening; the removal of soluble or saline matters by washing.

Effeminacy (*ef-em'ín-us-e*). See *Feminism*.

Effemination (*ef-em-in-a'-shun*) [*effeminare*, to make womanish]. The state of being effeminate.

Effera (*ef'er-ah*) [*effera*, fierce, wild]. Sauvage's name for a certain genus of exanthematous diseases.

Efferent (*ef'er-ent*) [*effereus*, carrying from]. Of nerves, conveying impulses from the central nervous system to some tissue; motor; secretory. Of blood-vessels, conveying blood from the tissues toward the heart, veins, or from the gills. Of lymphatics, the vessels leaving or conveying lymph from the lymphatic glands. Compare *Afferent*.

Effervescent (*ef'er-ves'ent*) [*effervesce*, to boil up]. Susceptible of being made to effervesce, or to dissolve with foaming and with the escape of a gas, such as carbon dioxide.

Effervescing (*ef'er-ves'ing*) [*effervesce*, to boil up]. Boiling up; foaming. **E. Powders.** See *Soluble Powders*.

Effleurage (*ef-flur-ash'*) [Fr.]. In massage, centripetal strokings, *i. e.*, toward the body or heart. These may be made with the palm of one hand, the palms of both hands, the thumb, or the tips of the fingers. Effleurage increases the circulation in the venous blood-vessels and the lymphatics, thereby causing absorption.

Efflorescence (*ef-lor-es'enz*) [*efflorescere*, to bloom]. 1. The flowering of plants. 2. The formation of minute crystals on the surface of certain crystalline bodies, due to the loss of a part or the whole of their water of crystallization. 3. The breaking-out or characteristic eruption of an exanthematous disease.

Effluent (*ef-lu'ent*) [*effluere*, to flow out]. An outflow. The fluid discharged from works for the treatment of sewage.

Effluvia (*ef-lu've-ah*) [L.]. Plural of *Effluvium*, *q. s.*

E., Telluric, emanations arising from the earth.

Effluvium (*ef-lu've-um*) [*effluere*, to flow out; *pl.*, *Effluvia*]. Any subtle emanation from a substance or person, especially one that is offensively odorous.

Efflux (*ef'-fluks*), or **Effluxion** (*ef-fluk'-shun*) [*effluxio*; *effluxus*, an outflow]. 1. An outflow; that which flows out. 2. Abortion, or the escape of the embryo from the womb during a very early stage of pregnancy.

Effrature (*ef-frak't-chür*) [*ex*, out; *fractura*, a fracture]. Fracture of the cranium, with depression of one or more fragments.

Effusion (*ef-u'-shun*) [*effundere*, to pour out]. A pouring-out. The abnormal secretion or transfer of a liquid from its natural organ or place; effused material.

Effusive (*ef-u'-siv*) [*effundere*, to pour out]. Attended with or of the nature of an effusion.

Egertic (*e-je'r'tik*) [*ἐγερτικός*, wakening]. Causing wakefulness.

Egest (*e-jest'*) [*egerere*, to discharge]. To void, as excrement; to defecate.

Egesta (*i-jest'-a*) [*pl.* of *egestum*, fecal matter]. The discharges of the bowels or other excretory organs.

Egestion (*i-jest'-hun*) [*egere*, that which is voided]. Defecation; the expulsion of excrements or excretion.

Egg (*eg*) [ME. *egg*, an egg]. See *Oval*. **E.-albumin**, a native albumin, or proten constituent of the human body, of which the unboiled white of egg is the type. It is distinguished from serum-albumin by its precipitation when shaken with ether, and by its appearance unchanged in the urine when injected under the skin or into the intestine. **E.-apparatus**; in biology, the oosphere and the two companion-cells called the synergids in the upper end of the embryo-sac, are terms of the egg apparatus. **E.-cells**, *primordial* *cells*, large, spheroidal, granular cells embedded at intervals in the layer of the germ epithelium of the ovary. They eventually become the ova of the Graafian follicle. **E.-cords**, dippings inward into the ovarian substance of the specialized columnar epithelium covering the ovary; these prolongations carry highly-specialized cells, each of which develops into an immature Graafian follicle containing an immature ovum. **E.-nog**, a nutritious preparation made by adding the beaten yolk of egg and a little spirit to a tumblerful of milk, stirring well, adding sugar and the white of the egg separately beaten. **E.-shell** **Crackling**, a peculiar crackling produced by pressure upon a soft tumor springing from the medulla or cancellated tissue of a long bone, and surrounded by a thin bony capsule. **E.-tube**. See *Oviduct*. **E.-water**, a nutritious food for infants having summer diarrhea. It consists of the white of a fresh egg, a pint of cold water (previously boiled), a teaspoonful of brandy, and a small pinch of salt.

Eglops (*eg'-lops*) [*αἴξ*, a goat; *ὄψ*, eye]. Abscess, with perforation, at the inner canthus of the eye, supposed to be a result of lachrymal fistula. See *Antrax*.

Eglandular (*eg'-lan-du-lar*) [*e*, priv.; *glandula*, a gland]. In biology, destitute of glands.

Eglandulose (*eg'-lan-du-lose*) [*e*, priv.; *glandula*, a gland]. Same as *Eglandular*.

Egobronchophony (*eg'-bron-koff'-o-ny*) [*αἴξ*, a goat; *ὄψ*, eye, a bronchus; *ὄων*, a voice]. A combination of egophony and bronchophony.

Egophony (*eg'-o-ny*) [*αἴξ*, a wild goat; *ὄων*, the voice]. In auscultation, a term meaning a modification of bronchophony, in which the voice has a bleating character like that of a kid. It is heard in pleurisy with slight effusion, usually near the inferior angle of the scapula.

Egrogorsis (*eg'-ro-gors-is*) [*ἐγρογασσι*; *ἐγρίπην*, to wince]. Malod wakenfulness; insomnia.

Egyptian (*eg'-ip-yan*) [*αἰγυπτίος*, Egyptian]. Pertaining to Egypt. **E. Blue**. See *Pigments*, *Conspicuous*. **E. Chlorosis**. See *Anchybotomiasis*. **E. Ophthalmia**. See *Ophthalmia*, *Parvula*. **E. Ulcers**. See *Festiva*, *Ulcers*.

Ehrenritter's Ganglion. See *Ganglia*, *Table of*.

Ehrlich's Anilin-water Solution. See *Stains*, *Table of*. **E. Method**, the use of a saturated solution of aniline water in the detection or better fixing the anilin bodies in histological sections. **E. Test**. See *Tests*, *Table of*. **E.-Biondi's Fluid**. See *Biondi's Fluid*.

Eichhorst's Corpuscles. See *Corpuscles*.

Eichsteit's Disease. See *Stomach*, *Acute*, *Verderbor*, *Table of*, *Table of*.

Eilam Cheese. See *Cheese*.

Eidoptometry (*id-op-tom-etry*) [*εἶδος*, appearance;

ὄπτωσις, seen; *μέτρον*, measure]. The estimation of the acuity of vision.

Eilema (*i-le'-mah*) [*εἰλημα*; *εἰλεω*, to twist; *πλ.*, *Eilemata*]. A pain or colic of the bowels; volvulus; tormina.

Eiloid (*i'-loid*) [*εἰλεω*, to coil; *εἶδος*, form]. Having a coiled texture resembling the coils of an intestine; applied to certain skin-tumors.

Einbrodt's Test. See *Tests*, *Table of*.

Einhorn's Method. 1. A method of ascertaining the condition of the gastric secretion. An apparatus termed a *stomach-bucket*, consisting of a small oval silver vessel, 1 1/2 cm. long and 3/4 cm. wide, is attached to a silk thread, in which at a distance of 40 cm. from the bucket a knot is made. The patient swallows the bucket, and when the knot enters the mouth the operator knows that the bucket is in the stomach. It is withdrawn after remaining there five minutes, and its contents are tested. Resistance to its removal may be overcome by having the patient expire deeply or swallow once. 2. See *Gastrodiaphany*.

Eisanthema (*is-an-the'-mah*) [*εἶς*, into; *ἄνθημα*, inflorescence; *πλ.*, *Eisanthemata*]. Same as *Enanthema*.

Eisel (*i'-sel*) [ME.]. An old name for vinegar.

Eisodic (*is-od'-ik*). Same as *Esodic*.

Eisophobia (*i-so-jó'-be-ah*). Synonym of *Agoraphobia*.

Eisophoria (*i-so-jó'-re-ah*). Same as *Esophoria*.

Eispnea (*is-pne'-ah*) [*εἰσπνοή*, a breathing into]. Inspiration; the inhaling of the breath.

Ejaculation (*ej'-jak-u-lá'-shun*) [*ejaculatio*, a throwing out]. The ejection of the semen. **E.-center**. See *Center*.

Ejaculator (*ej'-jak'-u-la-tor*) [*ejaculare*, to throw out]. The accelerator urinæ. See *Muscles*, *Table of*.

Ejaculatorium (*ej'-jak-u-la-to'-re-um*) [L.]. A syringe.

Ejaculatory (*ej'-jak'-u-la-tor-é*) [*ejaculatio*, a throwing out]. Throwing. **E. Duct**. See *Ductus ejaculatorius*.

Ejecta, or **Ejectamenta** (*ej'-jek'-tah*, *ej'-jek-tam-ent'-tah*) [L., *pl.*]. Things or materials cast out; excretions or excrementitious matters.

Ejection (*ej'-jek'-shun*) [*ejectio*, a casting out]. The casting out of excretions or of excrementitious matters; that which is cast out.

Elaboration (*e-lab-or-á'-shun*) [*elaborare*, to take pains with]. Careful and exact working. In physiology, any anabolic process, such as that of making crude food into higher tissue-products.

Elaidic Acid (*e-la-id'-ik*). See *Acid*.

Elaidin (*e-lá'-id-in*) [*ελαιον*, the olive-tree], $C_{57}H_{104}O_6$. A white, crystalline, fatty substance, isomeric with olein, produced by the action of HNO_3 upon certain oils, especially castor-oil.

Elain (*e-lá'-in*). See *Eleoptene*.

Elaphrium (*e-lá'-fre-um*) [*ἐλαφόρος*, light]. A genus of bursaceous trees. **E. copalliferum** produces a variety of copal. **E. elemiferum** is one of the sources of Mexican elemi; **E. excelsum** and **E. tomentosum**, of South America, afford tacamahac.

Elastic (*e-las'-tik*) [*εἰλαίνω*, to urge forward]. Returning to the original form after change of form by external traction or force. **E. Bandage**, an India-rubber bandage exerting continuous compression of a part. **E. Stocking**, an India rubber stocking exerting continuous pressure. **E. Tissue**, a variety of connective tissue having elastic properties, and of which some ligaments are composed.

Elastin (*e-las'-tin*) [*εἰλαίνω*, to urge forward]. An albuminoid substance, the fundamental element of elastic tissue. It yields 36 to 45 per cent. of leucin and 1/2 per cent. of tyrosin. **E.-peptone**. See *Deutero-elastose*.

Elastose (*e-las'-tos*) [*εἰλαίνω*, to urge forward]. One

of the forms of peptone resulting from the gastric digestion of elastin.

Elater (*el'-at-er*) [*ἔλατηρ*, a driver, hurler]. In biology, (a) one of the thread-like, usually spirally-coiled, bodies found in the sporangia of mosses, liverworts, and equisetum. They serve for the dispersion of spores. (b) One of the free filaments of the capillitium of the slime-moulds. (c) One of the elastic anal bristles of the insect called spring-tail.

Elaterin, or **Elaterinum** (*el-at'-er-in*, *el-at-er-ī-nium*) [*ἔλατηρος*, driving away], $C_{20}H_{22}O_5$. A neutral principle obtained from *Elaterium scabellum*, or squirting cucumber. It occurs in colorless, hexagonal prisms, that are odorless and have a bitter taste. It is a powerful hydragogue cathartic. In toxic doses, it causes emesis, spasmodic respiration, and death. Dose gr. $\frac{1}{15}$ — $\frac{1}{12}$. **E.**, **Pulv.**, **Comp.** (I. P.), contains elaterin I, sugar of milk 39. Dose gr. j—v. **E.**, **Trituratio**, elaterin 10, sugar of milk 90 parts, thoroughly mixed. Dose gr. ss—j.

Elaterium (*el-at-el'-re-um*) [*ἔλατηρος*, driving away]. A powerful hydragogue cathartic, being the dried sediment from the juice of the squirting cucumber, *Ecballium elaterium* of Europe. Dose $\frac{1}{8}$ gr. every two hours; of the tincture, grt. x—xxx.

Elbow (*el'-bo*) [*ME.*, *elbowe*]. The elbow-joint; the articulation of the arm and forearm. That part of the forearm and arm adjacent to the elbow-joint. **E.**-**jerk**, one of the reflexes. See *Reflexes*, *Table of*.

Elcoplasty (*el'-ko-plas-tē*). See *Helcoplasty*.

Elcosis (*el'-kol'-sis*). See *Helcosis*.

Elder (*el'-der*). See *Sambucus*. **E.**, **Dwarf**. See *Dwarf Elder*.

Elecampane (*el-e-kam'-pān*). See *Inula*.

Election (*e-lek'-shun*) [*electio*, a choosing]. Selection or choice, as of points (*points of election*) to be operated upon; consideration of circumstances, such as age, condition in life, occupation, sex, etc., in determining whether to proceed with a proposed surgical operation or not. Such operations are called *Operations of Election* or of *Complaisance*. **E.**, **Triangle of**, the *Superior Carotid Triangle*. See *Triangles*, *Table of*.

Electrepeter (*e-lek-trep'-et-er*) [*ἤλεκτρον*, amber; *τρέπειν*, to turn]. An obsolete term for "commutator," *q. v.*

Electric, or **Electrical** (*e-lek'-trik*, or *e-lek'-trik-al*) [*ἤλεκτρον*, amber]. Having the nature of or produced by electricity. **E. Aura**, a current of electrified air. **E. Brush**, a wire brush used as an electrode. **E. Commutator**, an instrument for automatically interrupting or reversing the flow of an electric current, making and breaking the same with desired frequency. **E. Chorea**. See *Dubini's Disease*. **E. Depilation**, the permanent removal of hair from any part of the body by the electrolytic destruction of the hair-follicles. **E. Discharger**, the instrument that directs the charge from a condenser through an object. **E. Endosmosis**, cataphoresis. **E. Fustigation**, application of electricity through a metallic brush. **E. Head-bath**, application of electricity by means of an umbrella-shaped electrode surrounding the head, but separated from it by a distance of from one-half to one inch. **E. Inertia**, a term sometimes employed instead of electro-magnetic inertia. **E. Insulation**. See *E. Sunstroke*. **E. Insulation**, the placing of non-conducting material with respect to a conductor so as to prevent the loss of a charge or the leakage of a current. **E. Irritability**, irritability of nervous or muscular tissue to an electric discharge. **E. Megaloscope**, an apparatus for the medical exploration of the cavities of the body. **E. Moxa**, a burn made on the skin by electricity. **E. Probe**, a metallic conductor inserted into the track of a

wound in order to ascertain the exact position of a bullet, or other foreign metallic substance. **E. Prostration**. See *E. Sunstroke*. **E. Reactions**, the response of muscles and nerves to electric stimulation. **E. Shock**, the physiologic shock produced in an animal by an electric discharge. **E. Shower-bath**, a device for general electrization; one of the poles is immersed in a tub containing an alkaline solution. The patient stands beneath this reservoir on a metallic stool connected with the other pole. The falling water completes the circuit, dispersing the current over the whole body. **E. Sphygmograph**, an instrument for electrically recording the characters of the pulse. **E. Sterilization**, sterilizing a solution by depriving it of whatever germs it may contain by means of electric currents. **E. Sunstroke**, the physiologic effects, similar to those produced by exposure to the sun, experienced by those exposed for a long while to the intense light and heat of the voltaic arc. **E. Test**, the application of electricity to ascertain the existence or non-existence of central lesions after railway injuries. It must be borne in mind that cutaneous insensibility or absence of response in the muscles is not positive proof of organic lesion; hence the so-called electric test is not so absolutely relied upon as formerly.

Electric Units. The lowest integral electric values. They are as follows:—**Ampère**, the unit of measurement of an electric current. It is the electro-motive force of one volt produced in a circuit having one ohm of resistance, equal to $\frac{1}{10}$ C. G. S. electro-magnetic unit. It is sufficient to deposit .3 grain of copper per minute on the plate of a copper voltameter, or to decompose sufficient acidulated water to generate 10.32 c. c. of mixed hydrogen and oxygen per minute. For convenience the $\frac{1}{1000}$ part is used in medicine, namely, the *milliampère*. This equals 1 volt divided by 1000. **Ampère-hour**, a unit of electric quantity equal to one ampère flowing for one hour; it is the equivalent of 3600 coulombs. **C. G. S. System**, Centimeter-gram-second Units,—the system of fundamental units in which a centimeter is adopted as the unit of length, a gram as the unit of mass, and a second as the unit of time. **Coulomb**, the unit of measurement of electric quantity; the quantity of electricity that passes during one second through a conductor having a resistance of one ohm, with one volt of electromotive force. The *micro-coulomb* is the millionth part of this amount. **Unit of Current**, a conductor one cm. long which, if bent into an arc of one cm. radius, will act with the force of one degree on a unit magnet pole at the center. **Dyne**, the unit of force; *i. e.*, the force which if it acted for one second on a mass of one gram would, if the mass was previously at rest, give it a velocity of one centimeter per second; or if it was previously in motion in the direction of the force, would in that time alter its velocity by that amount. **Erg**. See *Unit of Work*. **Ergten**, 10,000,000,000 ergs. **Farad**, the unit of electric capacity. Practically, a capacity sufficient to hold one coulomb of current having a potential of one volt. The *micro-farad*, $\frac{1}{100,000,000}$ part of the theoretic farad, is commonly used. A practical form of condenser of one farad capacity consists of 300 leaves of tinfoil, each 16 centimeters in diameter, separated by leaves of mica. The entire surface has an area of about 1.1 sq. meters. **Joule**, the unit of electric energy or work. The volt coulomb. It equals 10,000,000 ergs. **Unit Magnet Pole**, a magnet having a strength of pole sufficient to repel a similar pole at a distance with a force of one degree. **Megalerg**, 1,000,000 ergs. **Megavolt**, 1,000,000 volts. **Micro-coulomb**,

See *Coulomb*. **Microfarad**. See *Farad*. **Microvolt**, one millionth part of a volt. **Milliampere**. See *Ampère*. **Ohm**, the unit of resistance. Practically, it is the resistance of a pure silver wire one meter in length and one millimeter in diameter. The theoretic or absolute unit is $\frac{1}{1,000,000,000}$ part of the unit practically used. **Volt**, the unit of electromotive force, or the force sufficient to cause a current of one ampere to flow against a resistance of one ohm. The following is the voltage of several popular cells: Snee, 0.95; Bunsen, 1.0; Daniell, 1.05; Callaud, 0.9; Leclanche, 1.5. **Volt-ampère**, the unit of electric work. It is the amount of pressure developed by a current of one ampere having an electromotive force of one volt. Its mechanical equivalent is about 44.2 foot-pounds per minute. It is sometimes called a *H. P.* **Volt-coulomb**, the unit of electric work. **Watt**. See *Watt*. **Weber**, an ampère. **Unit of Work**, the erg; it is equal to the work required to move a body through one centimeter against a force of one dyne. The reciprocal relations of these electric units may be expressed thus:—

1 volt × 1 coulomb =	1 joule
1 volt × 1 ampere =	1 watt
1 volt × 1 ohm =	1 ampère
1 ampère × 1 ohm =	1 volt
1 volt × 1 ampère × 1 ohm =	1 watt
1 volt × 1 ampère × 1 ohm × 1 second =	1 joule
1 ampère × 1 second =	1 coulomb

Electricity (*ē-lek'tri-tē*) [*ἤλεκτρον*, amber]. One of the forces of nature developed or generated by chemism, magnetism, or friction, and probably a mode of ethereal vibration, closely analogous to and convertible into heat and light. It has been largely employed in its various forms for therapeutic purposes. Most animal and vegetable fibers (living) contract when an electric current is passed through them, and, in fact, no substance is known that does not offer some resistance to the passage of an electric current. By the *conducting Power* of a substance is meant the ability of a given length and area of a cross-section of that substance to conduct electricity, as compared with an equal length and area of a cross-section of some other substance, such as pure silver or copper. This power may, in various substances, be pronounced, partial, or absent. *Good conductors* are silver, copper, other metals, charcoal; *partial conductors* are water, the human body, cotton, wood, marble, paper; *non-conductors* are oils, porcelain, dry wood, silk, resins, dry air, shellac, gutta serena, ebonite, paraffin, glass. **E.**, Animal, free electricity in the body. **E.**, **Chemic**. See *Galvanism*. **E.**, **Fara lic**, that produced by induction. **E.**, **Franklinic**, frictional or static electricity. **E.**, **Frictional**, that produced by friction. **E.**, **Galvanic**, that which is generated by chemic action in a closed cell. **E.**, **Inductive**, that produced in a coil in proximity to an electrified body without contact. **E.**, **Magnetic**, that developed by bringing a current to the poles of a magnet. See *Current*. **E.**, **Medical**, that used for therapeutic purposes. **E.**, **Static**, free electricity. **E.**, **Voltaic**, same as galvanic or galvanism.

Electrization (*ē-lek'tri-zā-shun*) [*ἤλεκτρον*, amber]. The action of electricity on the body. **E.**, **General**, the transmission of electricity to all parts of the body.

Electrize (*ē-lek'tri-zē*) [*ἤλεκτρον*, amber]. To treat by means of electricity.

Electrizer (*ē-lek'tri-zēr*) [*ἤλεκτρον*, amber]. A metal disc of copper or zinc, or zinc applied to the surface of copper, or zinc and copper wire, exciting, through its connection, a feeble galvanic current.

Electro- (*ē-lek'tro-*) [*ἤλεκτρον*, amber]. A Greek word used as a prefix to denote connection with or relation to electricity. **E.-anesthesia**, inability to perceive the sensation made by electricity upon the skin. **E.-biology**, the science of the electric relations and laws of organic beings. **E.-bioscopy**. See *Bioscopy*. **E.-centesis**, the use of electrolysis to cause absorption of effusions, as in pleurisy. **E.-chemistry**, the science of the inter-relations and laws of electricity and chemistry. **E.-cystoscopy**, examination of the bladder by means of electric illumination. **E.-diagnosis**, diagnosis by means of the exaggeration or diminution of the reaction of the excitable tissues of the body when subjected to the varying influences of electric currents. **E.-esthesia**, ability to perceive the sensation made by the reception of an electric discharge; it may co-exist with local anesthesia, or with loss of the power to perceive other sensations. **E.-magnet**, a mass of soft iron surrounded by a coil of wire. **E.-magnetic Inertia**, a term sometimes employed instead of inductance or the self-induction of a current. **E.-magnetism**, magnetism induced within iron, steel, or nickel, by introducing it within a coil through which a current is passing. **E.-massage**, the transmission of a current of electricity through a kneading instrument; the use of labile currents applied by means of a rolling or wheel electrode, or by a sponge or brush. **E.-motive**, pertaining to the mechanic or motor effects of electricity. **E.-motor Force**, that which sets electricity in motion; the difference of potential between two points. It is estimated in volts. **E.-muscular**, pertaining to the action of electricity upon muscles. **E.-muscular Contractility**, the contractile response of a muscle to an electric current. **E.-muscular Sensibility**, the impression upon a sensory nerve by electric irritation. **E.-otiatry**, electricity applied to the treatment of diseases of the ear. **E.-pathology**, the study of morbid conditions by the aid of electric irritation. **E.-physiology**, the study of electric reactions, properties, and relations of organs and organic tissues. **E.-puncturation**, or **E.-puncture**, the use of needles as electrodes, which are thrust into an organ, or tumor, *e. g.*, into the cavity of an aneurysm, with the object of coagulating the contained blood. **E.-sensibility**, an effect produced on a sensory nerve by its electrization. **E.-statics**, the science of static electricity, or that developed by friction and induction. **E.-thanasis**, a word proposed for death by electricity. **E.-therapeutic Bath**. See *Bath*. **E.-therapeutics**, the science and art of the application of electricity for therapeutic purposes. **E.-therapy**. See *E.-therapeutics*. **E.-thermometry**, the determination of the radiation of body-heat by means of an electric thermometer. **E.-vital**, pertaining both to electricity and to the phenomena of life. **E.-vitalism**, the theoretic identification of the vital forces with electricity.

Electrode (*ē-lek'tro-dē*) [*ἤλεκτρον*, amber; *ὁδός*, a way]. The instruments, fastened to the conducting cords of a battery, that are used in the application of electricity to the body. The standard sizes of electrodes generally adopted in therapy are, according to Erb, as follows:—

1. Fine electrode	1/2 cm diameter.
2. Small "	2 " "
3. Medium "	7.5 " "
4. Large "	1.6 × 2 " "
5. Very large "	1.8 × 16 " "

E., **Brush**, one end fitted with a camel's-hair pencil. **E.**, **Clay**, a therapeutic electrode of clay shaped to fit the part of the body to be treated. **E.**, **Electro-therapeutic**, the therapeutic electrode is generally

placed nearer the organ or part to be treated than the indifferent electrode. **E., Indifferent**, the electrode that is employed merely to complete the circuit; not directly concerned in the treatment or diagnosis. **E., Non-polarizable**, zinc wires treated and so arranged as to prevent electrolysis. See *Anode* and *Cathode*.

Electrogenesis (*e-lek-tro-jen'-es-is*) [*ἤλεκτρον*, amber; *γένεσις*, production]. Results following the application of electricity to the spinal cord or nerve after the withdrawal of the electrodes.

Electrolysis (*e-lek-trol'-is-is*) [*ἤλεκτρον*, amber; *λύσις*, solution]. The dissolution of a chemie compound by an electric current; the discussion of any morbid growth by means of an electro-chemie current. It is used in the treatment of hydrocele and some other surgical affections.

Electrolytic (*e-lek-tro-lit'-ik*) [*ἤλεκτρον*, amber; *λύσις*, solution]. Relating to electrolysis.

Electrometer (*e-lek-trom'-et-er*) [*ἤλεκτρον*, electricity; *μέτρον*, a measure]. An instrument for the measurement of differences of electric potential.

Electrophonize (*e-lek-trof'-on-iz*) [*ἤλεκτρον*, amber; *φόνος*, a killing]. To inflict capital punishment by means of electricity.

Electrophony (*e-lek-trof'-o-ne*) [*ἤλεκτρον*, amber; *φόνος*, a killing]. Capital punishment by means of electricity.

Electrophorus (*e-lek-trof'-or-us*) [*ἤλεκτρον*, amber; *φέρειν*, to carry]. An instrument used to generate small quantities of static electricity.

Electropon Fluid (*e-lek-tro-poi'-on*) [*ἤλεκτρον*, amber; *ποιεῖν*, to make]. A battery fluid made by dissolving 1 lb. of potassium bichromate in a mixture of water 10 lbs. to sulphuric acid (commercial) 2½ lbs.

Electroscope (*e-lek'-tro-skop*) [*ἤλεκτρον*, amber; *σκοπεῖν*, to view]. An instrument for detecting the presence of static electricity and determining whether it is positive or negative.

Electrostixis (*e-lek-tro-stiks'-is*) [*ἤλεκτρον*, amber; *στιξις*, puncture]. Electro-puncture, *q. v.*

Electrothanasize (*e-lek-tro-than'-as-iz*) [*ἤλεκτρον*, amber; *θανάτουν*, to kill]. To produce death by electricity, but not as capital punishment.

Electrothanasose (*e-lek-tro-than'-at-ös*) [*ἤλεκτρον*, amber; *θάνατος*, death]. Same as *Electrothanasize*.

Electrothanasosis (*e-lek-tro-than-at-ös-sis*) [*ἤλεκτρον*, amber; *θανάτωσις*, a putting to death]. Death by electricity.

Electrotisis (*e-lek-trot'-is-is*) [*ἤλεκτρον*, amber; *τίσις*, penalt.]. Capital punishment by electricity.

Electrotistic (*e-lek-tro-tis'-tik*) [*ἤλεκτρον*, amber; *τίσις*, penalt.]. Pertaining to capital punishment by means of electricity.

Electrotistis (*e-lek-tro-tis'-tis*). An incorrect form of *Electrotisis*, *q. v.*

Electrotome (*e-lek'-tro-töm*) [*ἤλεκτρον*, amber; *τέμνειν*, to cut]. The circuit-breaker of an electric battery; especially one that acts automatically.

Electrotonic (*e-lek-tro-ton'-ik*) [*ἤλεκτρον*, amber; *τόνος*, tension]. Relating to or of the nature of electrotonus. **E. Effect**, an altered condition of excitability of a nerve produced when in the electrotonic state.

Electrotonus (*e-lek-trot'-o-nus*) [*ἤλεκτρον*, amber; *τόνος*, tension]. The change of condition in a nerve during the application of a current of electricity. A decrease in the electro-motive force of a nerve, effected by sending a current through the nerve in the opposite direction to the nerve-current, is termed the *negative phase* of electrotonus, while an increase in the electro-motive force of a nerve, effected by sending a current through a nerve in the same direction as the nerve-current, is termed the *positive phase* of electrotonus.

See *Anelectrotonus*, *Catelectrotonus*, and *Electrogenesis*. **E., Law of**. See *Laws*.

Electrovection (*e-lek-tro-vek'-shun*) [*ἤλεκτρον*, amber; *τεhere*, to carry]. Electric endosmosis; the introduction of medicaments into the system by means of the electric current; cataphoresis.

Electrozemia (*e-lek-tro-ze'-me-ah*) [*ἤλεκτρον*, amber; *ζῆμία*, penalt.]. A word proposed for capital punishment by electricity; electrotisis.

Electuary (*e-lek'-shu-a-re*) [*electuarium*, an electuary]. A soft or paste confection. See *Confectio*.

Eleidin (*el'-id-in*) [*Ἰλιά*, olive-oil]. A material that forms the elliptic granules of the superficial cells of the stratum granulosum of the epidermis. It is called also keratohyalin.

Element (*el'-em-ent*) [*elementum*, a first principle]. In chemistry, a body that cannot be decomposed into simpler substances. The recognized elements now number about 73. See *Table of Elements*, on p. 416. The term is applied in biology to the ultimate microscopic structures of a tissue. In electricity, one of the generating plates in a galvanic cell. **E., Mendelejeff's Classification of**, the classification of elements according to their atomic weights. See *Elements, Table of, Note*.

Elementary (*el-e-men'-ta-re*) [*elementum*, a first principle]. Pertaining to an element. **E. Cell**, an embryonic corpuscle. Also, a synonym of *Leukocyte*, *q. v.*

Elemi (*el'-em-i*) [Arab]. A concrete resinous exudation probably derived from the *Cassia commune*, although its botanic source is still undetermined. It contains a cry-stalline resin, *Elemi* or *Amyrin*. Its action is similar to those of the turpentine generally.

E., Unguent. (B. P.), elemi and simple ointment; it is used as an application to indolent sores and boils. Many other resins are known to commerce as *elemi*. In general, the *elemis* are softer than the *copals*; and they may be classed together as a group of somewhat hard oleo-resins. See *Resins*.

Eleocharis (*e-le-ek'-ar-is*) [*ἴλος*, marsh; *χαρπεῖν*, to rejoice]. A genus of sedges or cyperaceous plants; the spike-rushes. **E. palustris**, a plant very common in Europe, Asia, and N. America, is a popular astringent remedy, useful for diarrhea and for hemorrhages. The root, tops, and seeds are used. Unof.

Eleoptene (*el-e-op'-ten*) [*ἴλαιον*, oil; *πιττός*, volatile]. The permanent liquid principle of volatile oils. See *Stearoptene*.

Oleosaccharum (*e-le-o-sak'-ar-um*) [L.: *pl.*, *Oleosacchara*]. Same as *Oleosaccharum*.

Elephant Leg. See *Elephantiasis arabum*.

Elephant's Foot (*el'-e-jants foot*). Any plant of the genus *Elephantopus*, order Composite. The U. S. has several species. *Elephantopus tomentosus* is diuretic, expectorant, and emetic. Dose of the fld. ext. ℥v-xxx. Unof. *E. carolinianus* is tonic and febrifuge, and so are various tropical species.

Elephantiasis (*el-e-jan-ti'-as-is*) [*ἑλεφανς*, an elephant]. *Elephantiasis arabum*; *Barbadoes leg*; *Tropical big leg*; *spargosis*; *elephant leg*; *morbus elphas*; *buenemia tropica*; *pachydermia*; a chronic affection of the cutaneous and subcutaneous tissues, often occurring as an endemic or sporadic disease, due to obliteration of lymph-vessels, resulting in fibrous and other systemic symptoms, redness, tumefaction, and infiltration of the affected part, and the eventual production of a well-marked hypertrophy that may become gigantic. It is most common in the leg and genitals. **E. græcorum**. See *Leptosy*. **E. indica**. Synonym of *E. arabum*. **E. telangiectodes**, a rare vascular form of elephantiasis arabum of congenital origin but of later development.

TABLE OF CHEMIC ELEMENTS.

From a list of 61 elements, chiefly of Frank and Haugwitz's Standard Dictionary reprinted. (Published by Perm Press.)

Symbol	Atomic Weight	Specific Gravity	Fusing-point or Boiling-point	Valence	Discovered	By whom	Where and how found.
Al	27.0	2.55	1100° C.; 1975° F.	III	1825 Wöhler.		In many rocks. The most abundant metal. Chiefly as sulphide, and in various metallic ores.
Sb	120.0	6.70	432° C.; 808° F.	V	1751 Valentinus.		Native, as sulphide, and in various metallic ores.
As	75.0	5.71	Abt 300° C.; 592° F.	V	1669 Schwabacher.		Native, as sulphide, and in various metallic ores. In kaurite and wulfenite.
Ba	137.0	3.75	Above redness.	II	1808 Davy.		Native, as sulphide, and in rare minerals. In borax and various metallic ores.
Bi	208.9	9.80	268° C.; 512° F.	V	1486 Basil Valentine.		Mainly in sea-water and other natural brines. In small amount in zinc ores.
Bor	11.0	2.6	Very high.	III	1808 Davy.		In limestone, and abundantly in other rocks. In cerite and other rare minerals.
Br	79.95	3.19	-72.5° C.; -100° F.	I or VII	1826 Ebelard.		Mainly in chromite ore.
C	12.0	8.05	3725° C.; 6695° F.	II	1805 Davy.		Mainly in chromite ore.
Ca	40.0	16.10	Bright redness.	II	1808 Davy.		Mainly in chromite ore.
Cd	112.0	8.65	321° C.; 600° F.	II	1817 Stromeyer.		Mainly in chromite ore.
Ce	140.0	3.52	Infusible.	IV	1803 Berzelius.		Mainly in chromite ore.
Ce	140.2	6.78	Reddish silver.	III or IV	1803 Berzelius.		Mainly in chromite ore.
Cs	132.0	1.88	263° C.; 505° F.	III	1809 Thomson.		Mainly in chromite ore.
Cl	35.45	4.83	756° C.; 1393° F.	I or VII	1774 Scheele.		Mainly in chromite ore.
Cr	52.1	7.3	Above platinum.	II or VI	1797 Vauquelin.		Mainly in chromite ore.
Co	59.0	8.96	1500° C.; 2732° F.	II or VIII	1753 Brandt.		Mainly in chromite ore.
Cb	94.0	Above 7	V	1801 Hatchett.		In columbite and other rare minerals.
Cu	63.6	8.9	1054° C.; 1931° F.	I or II	Prehistoric.		Native, and in many ores.
Er	166.3	III	1843 Mosander.		In rare minerals, as gadolinite, etc.
F	19.0	I or VII	1771 Scheele.		In fluorite (CaF ₂) and other minerals.
Gd	156.1	III	1863 Margner.		In rare minerals, as gadolinite, etc.
Ga	69.0	5.95	30.1° C.; 86° F.	III	1875 Boisdufran.		In certain zinc-blendes.
Ge	72.3	5.47	900° C.; 1632° F.	IV	1886 Winkler.		In argyrodite, a rare mineral.
Gl	9.0	1.85	Above redness.	II	1828 Wöhler.		In beryl and several rare minerals.
Au	197.3	19.3	1045° C.; 1915° F.	I or III	Prehistoric.		Generally free, rarely combined, in various ores.
H	1.008	0.025	-200° C.; -320° F.	I	1766 Cavendish.		Mainly in water (H ₂ O).
H	113.7	7.4	170° C.; 318° F.	III	1863 Ketch and Richter.		In certain zinc ores.
In	125.85	4.95	140° C.; 285° F.	I or VII	1811 Courtois.		Mainly in ashes of seaweeds.
Ir	193.1	22.4	1950° C.; 3542° F.	II or IV	1803 Tennant.		In iridosmine.
Fe	56.0	8.0	1600° C.; 2912° F.	II or IV	Prehistoric.		As oxide and sulphide, and in nearly all rocks.
La	138.2	6.1	326° C.; 596° F.	III	1839 Mosander.		In cerite and other rare minerals.
Pb	206.95	11.36	327° C.; 610° F.	II or IV	Prehistoric.		In galena (PbS) and other ores.
Li	7.02	0.535	180° C.; 355° F.	I	1817 Arfvedson.		In lepidolite, spodumene, and some rare minerals.
Mg	24.3	1.75	Abt 1300° C.; 860° F.	II	1829 Bussy.		In sea-water, magnesite, and many rocks.
Mn	55.0	7.2	Above iron.	II or VII	1774 Gahn.		In pyrolusite and many other minerals.
Ms	228.	II	1890 Johnson Facla.		In bed of old river in upper Egypt. In Masfirite.
Hg	200.0	13.596	-38° C.; -38° F.	I or II	Prehistoric.		Native, and in cinabar (HgS).
Mo	96.0	8.6	Very high.	II or VI	1782 Hclm.		Mainly as molybdenite (MoS ₂).

Elephantoid Fever (*ele-fant'-oid*). See *Fever*.

Elephas (*el'-e-fas*) [L.]. Synonym of *Elephantiasis arabum*.

Eleuthera Bark (*el-uth-er-a-bark*). See *Cascarilla*.

Eleutheropetalous (*el-uth-er-o-pet'-al-us*) [*ἐλευθερος*, free; *πεταλον*, a leaf, a petal]. Polypetalous. The same as choripetalous.

Eleutherophyllous (*el-uth-er-o-phi'-ll-us*) [*ἐλευθερος*, free; *φυλλον*, a leaf]. In biology, made up of distinct leaves; polypetalous or polycarpalous.

Elevator (*el'-e-vay-tor*) [*ēlevare*, to lift]. 1. The same as *Llevator*. See *Manuals, Table et.* 2. An instrument used in surgery and dentistry. **E. Disease**, one of the professional neuroses, due to constant traveling in an elevator.

Elimination (*el-im-in-a'-shun*) [*e*, out; *limen*, thresh-old]. Excretion; the process of putting forth or out.

Eliquation (*el-ik'-e-shun*) [*eliquare*, to melt out]. The separation of one substance from another by fusion or melting.

Elixir (*el-ik'-syr*) [Arab., *el iksir*, the philosopher's stone]. A sweetened, aromatic, spirituous preparation, which is practically a flavored syrup designed as an excipient for extracts and tinctures. There are many *elixirs*, only two of which are official in the U. S. P.; in the N. E. more than seventy are described. **E. aromaticum**, aromatic elixir, comp. spirit of orange (2 c.c.), syrup 375 c.c., precipitated calcium phosphate 15 gm., deodorized alcohol and distilled water, q. s.

Elisiviation (*el-ik-siv-e-a'-shun*). See *Lixiviation*.

Elkodermatosis (*el-ko-der-mat-ō'-sis*) [*ἔλκος*, an ulcer; *δερμα*, skin; *νόσος*, disease]. An ulcerative skin-affection.

Ellagic Acid (*el-aj'-ik*). See *Acid*.

Elliot's Bassorin Paste. A paste used in the treatment of eczema. It consists of bassorin, 10 drams; dextrin, 6 drams; glycerin, 2 drams; water, sufficient to make 25 1/2 drams. It should be prepared cold.

Elliptic, Elliptical (*el-ipt'-tik, -al*) [*ἔλλειψος*]. Having the form of an ellipse. **E. Amputation**. See *Amputation*.

Ellis's Curved Line. See *Line*. **E., Ligament of**. See *Ligament*.

Ellison's Ventilating Bricks. See *Ventilation*.

Elm. See *Ulmus* and *Fremontia*.

Elocution (*el-oh-kyū'-shun*) [*e*, out of; *loqui*, to speak]. The choice, arrangement, and delivery of words and language, including the use of the voice, the action of the lungs, diaphragm, gesture, etc.

Elocutionist (*el-oh-kyū'-shun-ist*) [*e*, out of; *loqui*, to speak]. One who is skilled in the art of elocution. **E.'s Cramp**. See *Cramp*.

Elodea (*el-oh-de-ah*) [*ἔλλοδος*, marshy]. The marsh St. John's Wort; a genus of hypericaceous plants. **E. virginica**, common in the U. S. and Canada, is a popular stomachic. Unof.

Elodes (*el-oh-de-ay*) [*ἔλλοδος*, swampy; *ἕρος*, a swamp]. Malaria or malarial fever; malarial fever.

Elsberg, Plastidules of. See *Urology*.

Elutriation (*el-ut-ri-a'-shun*) [*elutriare*, to wash out]. A water-straining process whereby the coarser particles of an insoluble substance are separated from the finer.

Ely's Operation. See *Operations, Table of*. **E.'s Table**. See *Prescriptions*.

Elythritus (*el-ith-rit-us*). See *Vaginitis*.

Elytratesia (*el-ith-ri-tes-ah*) [*ἔλτρον*, sheath; *ἄτρεσις*, atresia]. Atresia of the vagina; colpocretion.

Elytrearynter (*el-ith-ri-ay-nt-er*) [*ἔλτρον*, sheath; *ἄντερ*, anterior]. Same as *Colporearynter*.

Elytritis (*el-ith-ri-tis*) [*ἔλτρον*, the vagina; *ἰτις*, inflammation]. Inflammation of the vagina.

Elytrocele (*el'-it-ro-sel*) [*ἔλτρονον*, sheath; *κήλη*, hernia]. Colpocele; vaginal hernia.

Elytroclasia (*el-it-ro-klā'-se-ah*) [*ἔλτρονον*, sheath; *κλάω*, to break]. Rupture of the vagina.

Elytroncus (*el-it-roung'-kus*). Same as *Elytrophyma*.

Elytrophyma (*el-it-ro-ji'-mah*) [*ἔλτρονον*, sheath; *φύμα*, a tumor]. Swelling or tumor of the vagina.

Elytropicalistic (*el-it-ro-plas'-tik*) [*ἔλτρονον*, sheath; *πλάσσω*, to form]. Relating to elytroplasty.

Elytropicalsty (*el'-it-ro-plas-te*) [*ἔλτρονον*, sheath; *πλάσσω*, to form]. Plastic operation upon the vagina, especially for vesico-vaginal fistula.

Elytropolypus (*el-it-ro-pol'-ip-us*) [*ἔλτρονον*, sheath; *πόλιπος*, polypus]. Vaginal polypus.

Elytropsis (*el-it-rop-to'-sis*) [*ἔλτρονον*, sheath; *πτῶσις*, a falling]. Prolapse of the vagina.

Elytrorrhagia (*el-it-ror-ah'-je-ah*) [*ἔλτρονον*, sheath; *ῥήγνιμι*, to burst forth]. Hemorrhage from the vagina.

Elytrorrhaphy (*el-it-ror'-a-je*) [*ἔλτρονον*, sheath; *ῥαφή*, a seam]. Suture of the vaginal wall. An operation to close the opening of the vagina in procidentia uteri.

Elytrorrhœa (*el-it-ror-el'-ah*) [*ἔλτρονον*, sheath; *ῥοα*, a flow]. A vaginal leukorrhœa.

Elytrogenosis (*el-it-ro-ge-no'-sis*) [*ἔλτρονον*, sheath; *γένεσις*, a contraction]. Colpostenosis; vaginal stricture.

Elytrotome (*el-it'-ro-tōm*) [*ἔλτρονον*, sheath; *τομή*, a cutting]. An instrument for performing elyotomy.

Elytrotomy (*el-it-rol'-o-mē*) [*ἔλτρονον*, sheath; *τομή*, a cutting]. Surgical incision of the vaginal wall.

Elytrum, Elytron (*el'-it-rum, -tron*) [*ἔλτρονον*, a cover, case; *πλ.*, *Elytra*]. In biology, one of the wing-covers, wing sheaths, or modified fore-wings of beetles; also one of the scales on the back of certain worms.

Emaciation (*e-ma-se-a'-shun*) [*emaciare*, to make lean]. Loss of the fat and fulness of the flesh of the body. Leanness.

Emaculation (*e-mak-u-la'-shun*) [*emaculare*, to remove spots]. The removal of freckles or other spots from the face.

Emanation (*em-an-a'-shun*) [*emanare*, to issue]. 1. Emission; radiation. 2. That which flows or issues from a substance; effluvia.

Emandibulate (*e-man-dib'-u-lāt*) [*e*, priv.; *mandibula*, mandible]. In biology, without mandibles, or at least with soft and minute mandibles.

Emansio (*e-man'-se-o*) [L.]. A falling. **E. mensium**, delayed menstruation; amenorrhœa.

Emarginate (*e-mar'-jin-āt*) [*emarginatus*, to deprive of the edge]. In biology, applied to a leaf or feather the margin of which is broken, notched, nicked, or otherwise modified.

Emasculation (*e-mas-ku-la'-shun*) [*emasculare*, to make impotent]. Removal of the testicles; impotence. See, also, *Eviration*.

Embalming (*em-bahm'-ing*) [Fr., *en*, in; *baume*, balsam]. The treatment of a cadaver with antiseptic and preservative substances to keep it from putrefying.

Embedding (*em-bed'-ing*). The fixation, in order to preserve it intact, of a tissue-specimen in a firmer medium before freezing or otherwise hardening and section.

Embelia (*em-be'-le-ah*) [*Embel*, a German traveler]. A genus of shrubs. **E. ribes**, a myrtaceous shrub that grows in Asia; it is reputed to have anthelminthic properties. Dose of the powdered fruit, ʒj-iv; of the fluid extract, ʒj-iv. Unof.

Emblica (*em'-blik-ah*) [L.]. A genus of euphorbiaceous trees. **E. officinalis**, a tree of India; its fruit, the *Emblica myrobalan* (see *Myrobalan*), is astringent and vermifuge, the seed is febrifuge, and the bark is also medicinal. Unof.

Emboitement (*on(g)-bwal'-mon(g)*) [OF., *emboister*, to inclose, as in a box]. In biology, Bonnet's doctrine that each germ includes the germs of all generations that shall succeed it.

Embolemia (*em-bol'-e'-me-ah*) [*ἐμβολίος*, thrown in; *αἷμα*, blood]. A state of the blood in which it is said that emboli are readily formed.

Embolic (*em-bol'-ik*) [*ἐμβολικός*, thrown in]. Relating to, associated with, or caused by an embolus.

Embolicform (*em-bol'-if-orm*) [*ἐμβολικός*, an embolus; *forma*, form]. Resembling an embolus.

Embolism (*em'-bo-lizm*) [*ἐμβολισμός*, an embolus]. The obstruction of an artery or capillary, usually by a blood-clot or embolus, brought from another point by the blood-current. These emboli may be fragments of vegetation from the valves of the heart, clots from a thrombosis or aneurysm, or fragments of atheromatous tissue. Around the seat of an embolus thrombosis occurs with the production of an infarct, *q. v.* **E., Air**, by a bubble of air. **E., Capillary**, obstruction of capillaries by micrococci. This occurs in pyemia. **E., Fat**, the entrance into the circulation of fluid fat after extensive injuries. Death often follows. The symptoms are restlessness, anxiety, slight dyspnea, accelerated breathing, quickening of the pulse; cyanosis, delirium, and insomnia, followed by coma, are graver symptoms. The temperature may remain subnormal or it may rise. **E., Infective**, the emboli are metastatic. This occurs in pyemia and ulcerative endocarditis. **E., Multiple**, numerous small emboli. **E., Paradoxical**, embolism of an artery by a venous thrombus, as may occur in a patulous foramen ovale. **E., Pyemic**. See *E., Infective*. **E., Retinal**, occurring in the arteria centralis retinae, followed by sudden loss of vision. **E., Venous**, occurring in veins, especially of the lungs and liver.

Emboloid (*em'-bo-loid*) [*ἐμβολικός*, an embolus; *εἶδος*, likeness]. Resembling an embolus.

Embololalia (*em-bo-lo-la'-le-ah*) [*ἐμβολικός*, a thing thrown in; *λαλία*, talk]. The morbid intercalation of words, often meaningless, into the speech.

Embolophrasia (*em-bo-lo-fra'-ze-ah*) [*ἐμβολικός*, insertion; *φράσις*, speech]. Embololalia.

Embolus (*em'-bo-lus*) [*ἐμβολικός*; *ἐν*, in; *βάλλειν*, to throw]. 1. A clot of blood, or plug of other material, brought by the blood-current from a distant artery, and forming an obstruction at its place of lodgment. 2. Wilder's term for the *nucleus emboliformis*.

Emboly (*em'-bo-le*) [*ἐμβολή*, insertion]. In embryology, the process of invagination that gives rise to a gastrula from a blastosphere or vesicular morula.

Embrocation (*em-bro-ka'-shun*) [*ἐμβρέχειν*, to soak in]. A fluid external application for some injured or diseased part.

Embryectomy (*em-bre-ek'-to-mē*) [*ἐμβρυον*, embryo; *ἐκτομή*, a cutting out]. The surgical removal of the embryo in extra-uterine pregnancy.

Embryo (*em'-bre-o*) [*ἐμβρυον*]. The ovum and the product of conception up to the fourth month of pregnancy; the fertilized germ of an animal. Applied in botany to the rudimentary plant within the seed. **E.-sac**. In biology, (*a*) the cell in the nucleus of the ovule of flowering-plants, that contains the germinal vesicles and finally the embryo; (*b*) the protoconch or primitive shell of certain cephalopods.

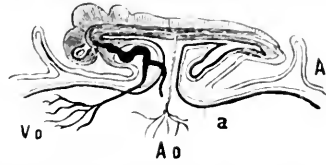


SCHEME OF A LONGITUDINAL SECTION OF AN EARLY EMBRYO.

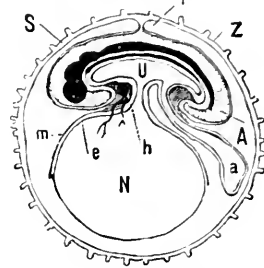
E. Epiblast. m. Mesoblast. e. Hypoblast.



SCHEME OF THE FORMATION OF THE HEAD- AND TAIL-FOLDS. r. Head-fold. D. Anterior extremity of the future intestinal tract. S. Tail-fold, first rudiment of the cavity of the rectum.

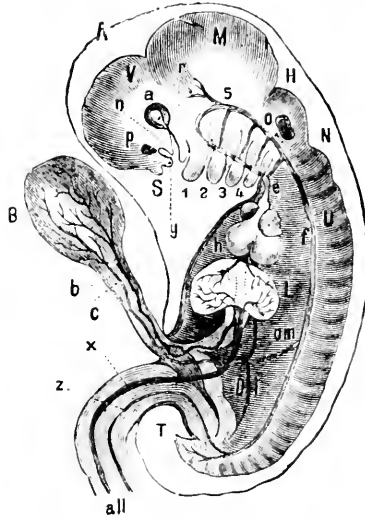


SCHEME OF A LONGITUDINAL SECTION THROUGH AN EMBRYO AFTER THE FORMATION OF THE HEAD- AND TAIL-FOLDS. Ao. Omphalo-mesenteric arteries. Vo. Omphalo-mesenteric veins. a. Position of the allantois. A. Amniotic fold.



SCHEME OF A LONGITUDINAL SECTION THROUGH A HUMAN OVUM.

Z. Zona pellucida. S. Serous cavity. r. Union of the amniotic folds. A. Cavity of the amnion. a. Allantois. N. Umbilical vesicle. m. Mesoblast. h. Heart. U. Primitive intestine.



SCHEME OF HUMAN EMBRYO, WITH THE VISCERAL ARCHES STILL PERSISTENT.

A. Amnion. V. Fore-brain. M. Mid-brain. H. Hind-brain. N. After-brain. U. Primitive vertebræ. a. Eye. p. Nasal pit. S. Frontal process. y. Internal nasal process. n. External nasal process. r. Superior maxillary process of the first visceral arch. 1, 2, 3, and 4. The four visceral arches, with the visceral clefts between them. o. Auditory vesicle. h. Heart, with e, primitive aorta, which divides into the five aortic arches f. Descending aorta. om. Omphalic-mesenteric artery. c. Omphalo-mesenteric artery. L. Liver with vena adheventes and reventes. D. Intestine. f. Inferior cava. T. Coccyx. all. Allantois, with z, one umbilical artery; and x, an umbilical vein.

- Embryocardia** (*em-brye-o-kar'-de-ah*) [*ἐμβρυοκάρδια*, embryo; *καρδιά*, the heart]. An affection of the heart, characterized by a heart beat like that of a fetus. It is usually associated with tachycardia, and a condition of collapse and cyanosis. See *Cyanocardia*.
- Embryocoelomy** (*em-brye-oh'-sok'-e-om*) [*ἐμβρυοκοιλία*, embryo; *κοιλία*, to kill]. The destruction of the living fetus; the procurement of abortion.
- Embryogenesis** (*em-brye-oh'-en-eh-sis*). **Embryogeny** (*em-brye-oh'-en-eh*) [*ἐμβρυογένεσις*, embryo; *γενεσις*, producing]. That department of biology which deals with the development of the fecundated germ.
- Embryograph** (*em-brye-oh'-graf*) [*ἐμβρυογράφος*, embryo; *γράφω*, to write]. A form of microscope and camera lucida for use in drawing outlines and figures in embryologic study.
- Embryography** (*em-brye-oh'-grafi*) [*ἐμβρυογραφία*, embryo; *γραφία*, to write]. A description of embryos.
- Embryologic** (*em-brye-oh'-loj'-ik*), **Embryological** (*em-brye-oh'-loj'-i-kal*) [*ἐμβρυολογία*, embryo; *λόγος*, science]. Relating to embryology.
- Embryologist** (*em-brye-oh'-loj'-ist*) [*ἐμβρυολόγος*, embryo; *λόγος*, science]. A specialist or expert in the science of embryology.
- Embryology** (*em-brye-oh'-loj'-e-ah*) [*ἐμβρυολογία*, embryo; *λόγος*, science]. The science of the evolution of the embryo, or the study of fetal development.
- Embryon** (*em-brye-oh'-on*). Same as *Embryo*.
- Embryonal** (*em-brye-oh'-nal*). Same as *Embryonic*.
- Embryonic** (*em-brye-oh'-nik*) [*ἐμβρυονικός*, embryo]. Pertaining to the embryo. **E. Area**, in embryology, an opaque circular spot that forms on the blastoderm. **E. Connective Tissue**, the primitive condition of connective tissue when first formed, consisting of small, round cells. **E. Spot**. See *E. Area*.
- Embryotega** (*em-brye-oh'-te-gah*) [*ἐμβρυοτέγα*, an embryo; *τέγα*, a roof]. In biology, a small lid or cap covering the micropyle in certain seeds.
- Embryotome** (*em-brye-oh'-tom*) [*ἐμβρυοτόμος*, embryo; *τομή*, section]. An instrument used in embryotomy.
- Embryotomy** (*em-brye-oh'-o-mee*) [*ἐμβρυοτομία*, embryo; *τομή*, section]. An operation for reduction of the size of the fetus to render possible its transmission through the birth-canal. See *Cephalotripsy*, *Cranioclasm*, *Barbitals*, *Barlyst*, *Decapitation*, *Decapitation*, *Excitovagin*, *Excitovagin*, *Lamination*, *Perforation*, *Spondylitis*, *Transection*.
- Embryotoxon** (*em-brye-oh'-tok'-on*) [*ἐμβρυοτόξον*, embryo; *τόξον*, a bow]. A condition resembling *arcus senilis*, sometimes seen at birth.
- Embryotrophe** (*em-brye-oh'-trof*) [*ἐμβρυοτροφία*, the embryo; *τροφή*, nourishment]. In biology, the food-yolk.
- Embryotrophy** (*em-brye-oh'-trofi*) [*ἐμβρυοτροφία*, embryo; *τροφή*, nourishment]. The nutrition of the fetus.
- Embryulcia** (*em-brye-oh'-sh'*) [*ἐμβρυουλκία*, embryo; *ὄζειν*, to draw] 1. Forcible extraction of the fetus. 2. The operation of embryotomy.
- Embryuleus** (*em-brye-oh'-yoo'-leus*) [*ἐμβρυουλκία*]. A blunt hook, or obstetric forceps.
- Emerald-green**. See *Chromogreen*, *Mittler's Green*, *Schiff's emerald green*, *Bestand Grün*.
- Emergence** (*em-er'-jen*) [*ἐμμεργέω*, to merge; to rise out]. In biology, one of those structures occurring in higher plants analogous to hairs, but differing from true hairs in not originating from single epidermal cells; they constitute a transition between trichomes in the stricter sense of the term, and leaves or secondary axes.
- Emergency** (*em-er'-jen*) [*ἐμμεργέω*, to rise up]. A sudden, pressing, and unforeseen occasion for action; an accident or condition unlooked for, and calling for prompt decision.
- Emergent** (*em-er'-jent*) [*ἐμμεργέω*, to rise up]. Sudden, unforeseen, and urgent; calling for prompt decision and action; as an *emergent* case.
- Emerod** (*em'-er-od*). See *Hemorrhoid*.
- Emery Strips**. Strips made of fine emery cloth and employed by dentists for cutting down to the correct shape the excess of gold on proximate fillings.
- Emissis** (*em'-is-is*) [*ἐμμεργέω*; *ἐκένειν*, to vomit]. Vomiting.
- Emetatrophia** (*em-et-at-rof'-fe-ah*) [*ἐμμεργέω*, vomiting; *ἀτροφία*, wasting]. Atrophy or wasting, due to persistent vomiting.
- Emetic** (*em-et-ik*) [*ἐμμεργέω*, causing vomiting]. 1. Having the power to induce vomiting. 2. An agent causing emesis, or a dose of such an agent. **E., Direct**, one acting directly on the nerves of the stomach. **E., Indirect**, or **E., Systemic**, one acting through the blood upon the vomiting-center, or by reflex action from other peripheral sources.
- Emeticology** (*em-et-ik-oh'-o-je*) [*ἐμμεργέω*, emetic; *λόγος*, treatise]. Same as *Emetology*.
- Emetin** (*em'-et-in*). See *Ipecacuanha*.
- Emeto-catharsis** (*em-et-oh-kath-ah'-sis*) [*ἐμμεργέω*, vomiting; *καθαίρειν*, to purge]. Vomiting and purgation at the same time, or produced by a common agent.
- Emeto-cathartic** (*em-et-oh-kath-ah'-tik*) [*ἐμμεργέω*, vomiting; *καθαίρειν*, to purge]. Having power to induce emeto-catharsis.
- Emetology** (*em-et-oh'-o-je*) [*ἐμμεργέω*, vomiting; *λόγος*, science]. The study or science of the physiology, pathology, and therapeutics of vomiting, and of the nature of emetics.
- Emetomania** (*em-et-oh-ma'-ne-ah*) [*ἐμμεργέω*, vomiting; *μανία*, madness]. Insane desire for frequent emetics.
- Emetomorphin** (*em-et-oh-mor'-fin*) [*ἐμμεργέω*, vomiting; *Morpheus*, the god of sleep]. Apomorphia.
- Emetophobia** (*em-et-oh-fo'-be-ah*) [*ἐμμεργέω*, vomiting; *φόβος*, fear]. Morbid dread or fear of vomiting.
- Emiction** (*e-mik'-shun*) [*ε*, out; *μιγγερε*, to void urine]. Urination.
- Emictory** (*e-mik'-tor-e*) [*ε*, out; *μιγγερε*, to void urine]. 1. Promoting the secretion of urine. 2. A diuretic medicine.
- Emigration** (*em-ig-ra'-shun*) [*ε*, out; *μιγγερε*, to wander]. The outward passage of a wandering-cell or leukocyte through the wall of a blood-vessel; diaporesis.
- Eminence** (*em'-in-ens*) [*eminentia*, an eminence]. A rounded or protuberant part of an organ, especially of a bone. **E., Canine**. See *Canine*. **E., Collateral**, a projection of the lateral ventricle of the brain between the hippocampi. **E. of Doyère**. See *Doyère* and *Sarcoglia*. **E. facialis**, an eminence in the angle formed by the striæ and sulcus ventriculi. **E., Frontal**, the two eminences of the frontal bone above the superciliary ridges. **E., Ilio-pectineal**, a ridge on the upper surface of the pubic bone. **E., Nasal**, the prominence above the root of the nose between the superciliary ridges. **E., Parietal**, the eminence of the parietal bone.
- Eminential** (*em-in-ent'-shal*) [*eminentia*, an eminence]. Relating to an eminence.
- Emissarium** (*em-is-ah'-re-um*) [L.]. A term for any canal or channel conveying a fluid outward. It is applied especially to the veins of the skull.
- Emissary Veins**. See *Emissarium* and *Vein*.
- Emission** (*e-mish'-un*) [*emittere*, to send forth]. An ejaculation, or sending forth.
- Emmena** (*em-et'-nah*) [*ἐμμηνα*, menses]. Menses, *q. v.*
- Emmenagogue** (*em-ent'-ag-og*) [*ἐμμηνα*, the menses; *ἀγοράω*, leading]. A medicine that stimulates the menstrual flow. **E., Direct**, one acting directly on the generative organs. **E., Indirect**, one acting only through other functions and indirectly.

Emmenia (*em-e'-ne-ah*) [L.]. The menses.

Emmeniopathy (*em-en-e-op'-a-the*) [ἐμμηνα, menses; πάθος, illness]. Any disorder of menstruation.

Emmenology (*em-en-ol'-o-je*) [ἐμμηνα, menses; λόγος, science]. That branch of science that treats of menstruation.

Emmenorrhœa (*em-en-or-e'-ah*) [ἐμμηνα, menses; ῥοια, a flowing]. The menses.

Emmerich, Bacillus of. See *Bacteria, Table of*.

Emmet's Suture. See *Suture*.

Emmet's Method. See *Treatment, Methods of*.

E. Operation. See *Trachelorrhaphy, and Operations, Table of*.

Emmetrope (*em'-et-rôp*) [ἐν, in; μέτρον, measure; ὤψ, eye]. A person whose eyes are emmetropic.

Emmetropia (*em-et-ro'-pe-ah*) [ἐν, in; μέτρον, measure; ὤψ, the eye]. Normal or perfect vision. The condition of an eye whose shape and refractive media are such that, with suspended accommodation, parallel rays of light are brought to a focus upon the retina. For practical tests, rays of light from a point 20 feet away are considered as parallel.

Emmetropic (*em-et-ro-p'-ik*) [ἐν, in; μέτρον, measure; ὤψ, eye]. Characterized by emmetropia.

Emodin (*em'-o-din*) [Hind., *emodi*, rhubarb], C₁₅H₁₀O₅. A glucosid that occurs with chrysophanic acid in the bark of wild cherry, in cascara sagrada, and in the root of rhubarb. It consists of orange-red crystals, melting at 245-250° C.

Emollient (*e-mol'-yent*) [*emollire*, to soften]. 1. Softening; relaxing and soothing. 2. A substance used by external application to soften the skin; or, internally, to sooth an irritated or inflamed surface. **E. Cataplasm.** Same as *Species emollientes*.

Empoctic (*em-op'-to-e*). See *Leptoptyis*.

Emotion (*e-mo'-shun*) [*emotio*, agitation]. Mental feeling, or sentiment, with the associated agitation, and often with more or less bodily commotion. With the emotions, desire, impulse, and will are intimately associated.

Emotional (*e-mo'-shun-al*) [*emovere*, to move out]. Pertaining to the mental condition of feeling. **E. Insanity**, insanity characterized by exaggeration and exaltation of feelings.

Empansement (*on(g)-fon(g)s'-mon(g)*) [Fr.]. A disease of sheep marked by abdominal swelling.

Empathema (*em-path-e'-mah*) [ἐν, in; πάθημα, suffering; *pl., Empathemata*]. A dominant or ungovernable passion or source of suffering. **E. atonicum**, hypochondriasis. **E. entonicum**, active mania. **E. inane**, harebrained and purposeless passion and excitement.

Emphysema (*em'-flis-is*) [ἐν, in, on; ὄψις, eruption; *pl., Emphyyses*]. Any vesicular or exanthematous eruption.

Emphractic (*em-frak'-tik*) [ἐμφράττειν, to obstruct]. 1. Obstructive; closing the pores of the skin. 2. Any agent that obstructs the function of an organ, especially the excretory function of the skin.

Emphraxis (*em-fraks'-is*) [ἐμφραξις, obstruction]. Obstruction; infarction; congestion.

Empyema (*em-pi'-mah*) [ἐν, in; ἔμυα, growth; *pl., Emphymata*]. A tumor.

Empysema (*em-fiz-e'-mah*) [ἐμυσάειν, to inflate]. The abnormal collection of air in the connective tissue of a part, causing swelling and crepitation. **E., Cutaneous**, that occurring in the connective tissues beneath the skin, usually of the face. **E., Gangrenous.** See *Edema, Malignant*. **E., Interlobular**, a form of emphysema following the course of the interlobular septa. This condition is due to traumatism, as after tracheotomy, or in direct injury to the lungs.

E., Pulmonary, a chronic condition of the lungs in which there is a dilatation of the alveoli with destruction of the alveolar walls, resulting in a loss of the normal elasticity of the lung-tissue. This is associated with more or less marked dyspnea, with hacking cough, and defective aëration of the blood, giving rise to a certain degree of cyanosis. The chest becomes full and round—"barrel-shaped"—and a line of distended veins may often be seen surrounding the body at the lower margin of the ribs, constituting the so called "emphysematous girdle." There is a hyper resonant note over the chest, with feeble inspiratory sound and numerous râles of all kinds. Hypertrophy and dilatation of the right heart are frequent complications. The margins of the lungs are often the seat of large bullæ due to extensive destruction of the alveolar tissue. The most frequent causes of emphysema are whooping-cough and chronic lung-affections attended with severe coughing-spells. **E., Surgical.** See *Aërodermectasia*.

Emphysematous (*em-fiz-em'-at-us*) [ἐμυσάειν, to inflate]. Affected with or of the nature of emphysema.

E. Girdle. See *Emphysema*.

Emphytriatreusis (*em-fit-re-at-ru'-sis*) [ἐμυτρος, innate; ἰατρειύς, treatment]. The treatment of disease by an untrained person, whether clairvoyant, medium, trance-doctor, telepathist, mesmerist, or seventh son of a seventh son.

Empiric (*em-pir'-ik*) [ἐμπειρικός, experiential, practical]. One practising medicine without philosophic or scientific principles, simply from the results of his own experience, or that of others. As commonly used it is nearly synonymous with quack.

Empiricism (*em-pir'-is-izm*) [ἐμπειρικός, experimental, practical]. 1. Dependence upon experience or observation. 2. Quackery.

Empiricist (*em-pir'-is-ist*) [ἐμπειρικός, experimental, practical]. One who depends upon experience in the treatment of disease.

Emplastrum (*em-plas'-trum*) [ἐμπλάσσειν, to plaster up; *pl., Emplastra*]. A plaster. In pharmacy, a cohesive, tenacious substance, insoluble in water, used as an excipient and containing a prescribed medicinal substance intended to be spread in a thin layer upon chamois, kid, or muslin. The excipient is usually lead oleate or Burgundy pitch. (See *Lead* and *Piv.*) There are 13 official *emplastræ*. **E. califaciens.** See *Cantharis*.

Empresiomania (*em-pre-se-o-ma'-ne-ah*) [ἐμπρησιον, conflagration; *uavia, mania*]. Pyromania; insane desire to burn houses or other articles; maniacal incendiarism.

Empresmomania (*em-pres-mo-ma'-ne-ah*) [ἐμπρησιον, a burning; *uavia, madness*]. Same as *Empresiomania*.

Empresmus (*em-pres'-mus*) [ἐμπρησιον, a burning]. Inflammation; phlogosis.

Emprosthotonia (*em-pros-thot-o'-ne-ah*). Same as *Emprosthotonos*.

Emprosthotonos (*em-pros-thot'-o-nus*) [ἐμπροσθεν, forward; *τόνος, tension*]. Tonic muscular spas-m that bends the upper and lower parts of the body forward; it is one of the symptoms in some cases of tetanus, etc.

Emptysis (*em-pi'-tis-is*) [ἐμπύειν, to spit upon]. Hemorrhage from the lungs; hemoptysis.

Empyema (*em-pi-e'-mah*) [ἐν, in; ἔμυα, pus]. Pus in the pleural cavity or in the chest. It may be *primary*, which is rare, or *secondary*. There is associated a hectic type of fever, with chills and sweating. If not treated it will rupture spontaneously through the lung or chest-wall. Empyema is most frequently encour-

- tered in children, but may occur from pleurisy, tuberculosis, septic conditions, and infectious fevers in any individual. **E. necessitatis**, an empyema in which the pus burrows between the intercostal spaces and appears as a subcutaneous tumor. **E. Pulsating**, empyema attended with pulsation of the chest wall.
- Empyematous** (*em-pi-é-m'at-us*) [*év, in; πῶρ, pus*]. Of the nature of or affected with empyema.
- Empyemic** (*em-pi-é-m'ik*). See *Empyematous*.
- Empyema** (*em-pi-é-m'á*) [*εμπίειν, to suppurate*]. A pustular eruption, as smallpox; any disease characterized by phlegmous pimples gradually filling with purulent fluid.
- Empyocèle** (*em-pi-ó-c'e-l'*) [*év, in; πῶρ, pus; κήλη, tumor*]. A purulent serosal tumor.
- Empyomphalus** (*em-pi-om'fal-us*) [*év, in; πῶρ, pus; ὠμφῆ, navel*]. A collection of pus at or about the navel.
- Empyreumatic** (*em-pi-ri-um'at-ik*) [*εμπύρεμμα, a live coal; αἴθερος, on fire*]. Obtained from some organic substance by the aid of strong heat; as an empyreumatic oil.
- Emulgent** (*em-ú-l'ent*) [*ἐμύλγειν, to milk out*]. 1. Draining; applied to the renal arteries as draining out the urine. 2. An emulgent vessel. 3. Any remedy that stimulates the emunctory organs. **E. Veins**. See *Vein*.
- Emulsin** (*em-ú-l'sin*) [*ἐμύλγειν, to milk out*], 10 (C₉H₁₂N₂O₆) = S (Ba⁺). A ferment contained in bitter almonds. It is also called *Synaptase*. Its union with amygdalin forms hydrocyanic acid. See *Amygdalin*.
- Emulsion** (*em-ú-l'shun*) [*ἐμύλγειν, to milk out*]. See *Emulsion*.
- Emulsion** (*em-ú-l'shun*) [*emulsió, emulsion*]. Water or other liquid in which oil, in minute subdivision of its particles, is suspended. The U. S. P. and N. F. together contain formulæ of some 19 emulsions.
- Emulsionize** (*em-ú-l'shun-iz*) [*ἐμύλγειν, to milk out*]. To transform into an emulsion. The pancreatic juice *emulsiónt* fats.
- Emulsive** (*em-ú-l'siv*) [*ἐμύλγειν, to milk out*]. Forming or readily entering into an emulsion.
- Emanatory** (*em-man'k-ó-ri-á*) [*εμάνγειν, to blow the nose, to wipe out*]. 1. Excretory; excreting or removing effete matters and waste-products. 2. Any organ or part that has an excretory or purifying function, as the liver, kidneys, bowel, skin, or lungs.
- Emydin** (*em-id-in*) [*εμίδιν, the fresh water tortoise*]. A white proteid substance procured from the yolk of the eggs of turtles.
- Enamel** (*en-am'el*) [ME., *enamaile*, enamel]. 1. The vitreous substance of the crown of the teeth. See *Z. 64*. 2. A vitreous substance used for painting on porcelain, glass, and for covering metals with various kinds of ornamental work. It is composed of coloring matters which consist of metallic oxides, fluxes of vitreous substances, as silicates, borates, or borosilicates. See *Porcelain Teeth*. **E.-blue**. See *Smalts*. **E.-cell**. See *Amaloblast*. **E.-chisel**, a dental instrument shaped like a chisel, with a straight or oblique edge, and used for cutting away the enamel and denture of the teeth. **E.-column**, **E.-fiber**, **E.-prism**, **E.-rod**, any one of the minute six-sided prisms of which the enamel of a tooth is composed. **E.-cuticle**. See *Amaloblast*. **E.-germ**, an *Amaloblast*, q. v.
- Enanthema** (*en-an-th'e-m'á*) [*év, in; ἀνάθημα, bloom, eruption*; cf. *Enanthematous*]. An eruption within the body, in distinction from an *Enanthema*.
- Enanthematous** (*en-an-th'e-m'at-us*) [*év, in; ἀνάθημα, bloom, eruption*]. Of the nature of or accompanied by an enanthema.
- Enanthesis** (*en-an-th'e-sis*) [*év, in; ἀνάθημα, to bloom*]. 1. An eruption of the skin, not connected with an internal disease. 2. An exanthematous rash.
- Enanthylic Acid** (*en-an-thil'ik*). See *Acid*.
- Enantioblastous** (*e-nan-te-o-blast'us*) [*ἐναντιός, opposite; βλαστός, germ*]. In biology, applied to the embryo of orthotrous seeds when placed at the end opposite the hilum.
- Enantiomorphous** (*en-an-te-o-mor'fus*) [*ἐναντιός, opposite; μορφή, form*]. Similar but contrasted or reversed in form. Thus the two hands are *enantiomorphous*.
- Enarthrodia** (*en-ar-thro'de-ah*). See *Enarthrosis*.
- Enarthrodial** (*en-ar-thro'de-al*) [*év, in; ἄρθρον, a joint*]. Having the character of an enarthrosis.
- Enarthrosis** (*en-ar-thro'sis*) [*év, in; ἄρθρον, joint*]. A ball-and-socket joint, like that of the hip; a variety of diarthrosis. See *Diarthrosis*.
- Enation** (*e-na't-shun*) [*ἐνάσκειν, to be born*]. In biology, having outgrowths resulting from excessive development. In ethnology, maternal relationship.
- Encanthis** (*en-kan'this*) [*év, in; κάνθος, canthus*]. A reddish-colored morbid growth in the inner canthus of the eye.
- Encapsulation** (*en-kap-su-la't-shun*) [*εν, in; capsula, a capsule*]. Fixation as in a capsule; the absorption of a bacillus in a giant-cell; the enclosure of a foreign body in a tough sheath.
- Enceinte** (*en(s)-sant'*) [Fr., *incincta*, girdled]. With child; pregnant.
- Encephal** (*en-sef'al*). Same as *Encephalon*, q. v.
- Encephalgia** (*en-sef-al'je-ah*) [*ἐγκέφαλος, the brain; ἄλγος, pain*]. Pain in the head.
- Encephalotropic** (*en-sef-al-at-rōf'ik*) [*ἐγκέφαλος, brain; ἀτροφία, wasting*]. Relating to brain-atrophy.
- Encephalic** (*en-sef-al'ik*) [*ἐγκέφαλος, the brain*]. Pertaining to the encephalon.
- Encephalin** (*en-sef'al-in*) [*ἐγκέφαλος, the brain*]. A nitrogenous glucosid extracted from brain-tissue.
- Encephalon** (*en-sef'al-le-on*) [dim. of *ἐγκέφαλος, the brain*]. The cerebellum.
- Encephalitic** (*en-sef-al'it'ik*) [*ἐγκέφαλος, the brain; ιτις, inflammation*]. Relating to or affected with encephalitis.
- Encephalitis** (*en-sef-al'it'is*) [*ἐγκέφαλος, brain; ιτις, inflammation*]. Inflammation of the encephalon; brain-fever.
- Encephalocèle** (*en-sef'al-o-s'el*) [*ἐγκέφαλος, brain; κήλη, tumor*]. A hernia of the brain through a cranial fissure.
- Encephalocœle** (*en-sef'al-o-s'el*) [*ἐγκέφαλος, brain; κοιλία, hollow*]. A ventricle of the brain.
- Encephalodialysis** (*en-sef-al-o-di-al'is-is*) [*ἐγκέφαλος, brain; διάλυσις, dissolution*]. Softening of the brain.
- Encephalodynia** (*en-sef-al-o-din'v-ah*) [*ἐγκέφαλος, brain; ὀδύνη, pain*]. Same as *Encephalalgia*.
- Encephaloid** (*en-sef'al-oid*) [*ἐγκέφαλος, brain; εἶδος, like*]. 1. Resembling brain-tissue. 2. Soft carcinoma. See *Carcinoma*.
- Encephalolith** (*en-sef'al-o-lith*) [*ἐγκέφαλος, brain; λίθος, stone*]. A calculus of the brain; a brain-stone.
- Encephalolithiasis** (*en-sef'al-o-lith-it'as-is*) [*ἐγκέφαλος, brain; λίθασσις, the formation of calculi*]. The formation of brain-stones.
- Encephalology** (*en-sef'al-ol'ol-ji*) [*ἐγκέφαλος, brain; λόγος, science*]. The anatomy, physiology, and pathology of the brain.
- Encephaloma** (*en-sef'al-ol-má*) [*ἐγκέφαλος, brain; ὄμα, tumor; pl., Encephalomata*]. 1. Tumor of the brain; hernia cerebri. 2. Encephaloid carcinoma.
- Encephalomalacia** (*en-sef'al-ol-mal'as-ah*) [*ἐγκέφαλος, brain; μαλακία, softening*]. Softening of the brain-substance.

Encephalomere (*en-sef'-al-o-mer*) [*ἐγκέφαλος*, brain; *μέρος*, share]. Any one of the succession of natural segments of axial parts into which the brain is divisible.

Encephalometer (*en-sef'-al-om'-et-er*) [*ἐγκέφαλος*, brain; *μετρον*, measure]. An instrument for measuring the cranium and locating certain brain-regions.

Encephalo-myelopathy (*en-sef'-al-o-mi-el-op'-ath-e*) [*ἐγκέφαλος*, brain; *μυελός*, marrow; *πάθος*, disease]. Any disease that is both an encephalopathy and a myelopathy; any cerebro-spinal disease.

Encephalon (*en-sef'-al-on*) [*ἐν*, in; *κεφαλή*, the head]. The contents of the cranium. The brain.

Encephalocarcosis (*en-sef'-al-o-nar-kol'-sis*) [*ἐγκέφαλος*, brain; *ναρκέειν*, to benumb]. Stupor from some brain-lesion.

Encephalococcus (*en-sef'-al-ong'-kus*) [*ἐγκέφαλος*, brain; *ὄγκος*, a tumor]. See *Encephalophyma*.

Encephalopathy (*en-sef'-al-op'-ath-e*) [*ἐγκέφαλος*, brain; *πάθος*, disease]. Any disease of the brain.

Encephalophyma (*en-sef'-al-o-fi'-mah*) [*ἐγκέφαλος*, brain; *φύμα*, a growth]. A tumor of the brain.

Encephalorrhagia (*en-sef'-al-or-al'-je-ah*) [*ἐγκέφαλος*, brain; *ῥήγνυμαι*, to break forth]. Cerebral hemorrhage.

Encephalotome (*en-sef'-al-o-tom*) [*ἐγκέφαλος*, brain; *τομή*, section]. An instrument for slicing the encephalon for examination or preservation.

Encephalotomy (*en-sef'-al-ol'-o-me*) [*ἐγκέφαλος*, brain; *τομή*, section]. 1. The anatomy or dissection of the brain; surgical incision of the brain. 2. Obstetric craniotomy.

Enchondroma (*en-kon-dro'-mah*) [*ἐν*, in; *χόνδρος*, cartilage; *ῥῆμα*, tumor; *pl.*, *Enchondromata*]. 1. A tumor arising from or resembling cartilage in texture, etc.; chondroma. 2. A cartilaginous growth within an organ or tissue.

Enchondrosis (*en-kon-dro'-sis*) [*ἐν*, within; *χόνδρος*, cartilage; *pl.*, *Enchondroses*]. An outgrowth of cartilage from an osseous or cartilaginous structure; the process by which an enchondroma is developed.

Enchylema (*en-ki-le'-mah*) [*ἐν*, in; *χυλός*, juice]. In biology, the basal substance of a cell-nucleus (Kernsaft); it is a hyaline, fluid, granular substance, containing the other nuclear elements.

Enchymatous (*en-kim'-at-us*) [*ἐν*, in; *χεῖν*, to pour]. In biology, applied to cells that are distended by infusion, as glandular epithelia.

Enclave (*en-klav'-ou(g)-klah'-e*) [Fr.]. Any substance enclosed within a foreign tissue, as an oil-globule in a cell; any enclave (*q. v.*) considered in relation to the part that surrounds it.

Enclavement (*ou(g)-klah'-e-mon(g)*) [Fr.]. Retention due to a constriction; impaction, as of the head in the pelvic strait.

Enclitic (*en-kli'-ik*) [*ἐγκλίτικος*, leaning on]. Not synclitic.

En Clou (*ou(g)-kloo'*) [Fr.]. See *Culture*.

Encoleousis (*en-ko-le'-o-sis*) [*ἐν*, in; *κόλος*, sheath]. Invagination.

Encolpitis (*en-kol-pi'-tis*) [*ἐν*, in; *κόλος*, vagina]. Mucous vaginitis.

Encraty (*en'-krat-e*) [*ἐγκράτεια*, mastery]. Self-control; continence or strict temperance.

Encyclic, Encyclical (*en-sik'-lik*, *en-sik'-lik-al*) [*ἐν*, in; *κύκλος*, a circle]. In biology, applied to flowers having the organs arranged with an equal number of parts, in alternate whorls; isomalous.

Encysted (*en-sis'-ed*) [*ἐν*, in; *κύστις*, a bag]. Enclosed in a cyst, or capsule. Aneurysms, hernie, or tumors may become encysted.

Encystment (*en-sis'-ment*) [*ἐν*, in; *κύστις*, a bag]. The process of becoming encysted.

End [ME., *ende*]. The terminal point of a thing. **E.-bud**, or **E.-bulb**, the terminal bulb of a nerve in the skin. **E.-bulb of Krause**. See *Corpuscle*. **E.-plate**, the expanded terminal of a motor nerve upon a bundle of muscular fibers. **E.-organ**, the general name for the terminal organ or part of a sensory nerve-fiber, of whatever kind.

Endangeitis (*end-an-je-i'-tis*) [*ἐνδοσ*, within; *ἀγγεῖον*, vessel; *ιτις*, inflammation]. Inflammation of the endangium.

Endangium, or Endangeion (*end-an'-je-um, -on*) [*ἐνδοσ*, within; *ἀγγεῖον*, vessel]. The intima or innermost coat of a blood vessel. See *Intima*.

Endanthem (*end-an'-them*) [*ἐνδοσ*, within; *ἀνθεῖν*, to bloom]. A term applied to a mucous exanthem.

Endarteritis (*end-ar-ter-i'-tis*) [*ἐνδοσ*, within; *ἀρτηρία*, artery; *ιτις*, inflammation]. Inflammation of the intima, or innermost coat of an artery. The *acute form* is rare, and only occurs in the aorta and the larger arteries. Ulceration is very rarely present. The *chronic form*, also named *Atheroma*, and *Arteritis deformans*, is a peculiar change or degeneration occurring in the arterial coats of the aged, and is preceded by a fatty degeneration of the tissues of the arteries. Syphilis is supposed to play an important part in the production of this condition. The immediate cause, however, is mechanical irritation due to the force of the circulation. The fatty debris and the cholesterol that are formed during the degenerative process accumulate in spaces beneath the intima and constitute the so-called *atheromatous abscesses*. The so-called *atheromatous ulcer* is formed by one of these abscesses breaking through the intima. The sequelae of *atheromatous degeneration* are very grave. Aneurysm, thrombosis, embolism, and apoplexy frequently result, and hence, the ultimate prognosis is bad. **Arterio-capillary Fibrosis, or Arterio-sclerosis**, is a peculiar change occurring in the small vessels throughout the body, and consisting in a thickening of the adventitia and intima by a deposit of a hyaline-fibroid material which diminishes the caliber of the vessels, increases the arterial tension, and thus gives rise to the hypertrophy of the heart that is present in this condition.

Endeictic (*en-dik'-tik*) [*ἐν*, in; *δεικνύναι*, to show]. Symptomatic; serving as an indication.

Endeixis (*en-diks'-is*) [*ἐνδειξις*, a pointing out]. A symptom, sign, or indication.

Endemann and Prochazka's Test. See *Tests*.

Endemic (*en-dem'-ik*) [*ἐν*, in; *ἄνθος*, a people]. A term applied to diseases that exist among small numbers of persons or within a limited area. An *endemic* disease may or may not become epidemic; it is in general due to some local cause. **E. Colic**. See *Colic*.

Endemicity, or Endemism (*en-dem-is'-it-i, or en'-dem-izm*) [*ἐν*, in; *ἄνθος*, a people]. The quality of being endemic.

Endemiology (*en-dem-e-ol'-o-je*) [*ἐν*, in; *ἄνθος*, a people; *λόγος*, science]. The science of endemic diseases.

Endepidermis (*end-ep-e-der'-mis*) [*ἐνδοσ*, within; *ἐπι*, upon; *δέρμα*, the skin]. The inner layer of the epidermis.

Endermatic (*en-der-mat'-ik*) [*ἐν*, in; *δέρμα*, the skin]. Within the skin. Pertaining to a method of administering medicines through the skin, by rubbing, etc.

Endermic (*en-der'-mik*). Same as *Endermatic*.

Enderon (*en-der-on*) [*ἐν*, in; *δερμα*, skin]. The true skin or derm, together with the non-epithelial portion of the mucous membrane.

Enderonic (*en-der-on'-ik*) [*ἐν*, in; *δερμα*, skin]. Pertaining to or of the nature of the enderon.

Endoxoteric (*en-dok-s-o-ter'-ik*) [*ἐνδοσ*, within; *ἔξωτερικός*, outer]. Due both to internal and external causes.

Endo- (*en-dō'-ōs*) [*ἔνδορ*, within]. A prefix, meaning within.

Endo-arteritis (*en-dō-ār'ter-i-tis*). See *Endarteritis*.

Endo-auscultation (*en-dō-āus-kul'tā-shūn*) [*ἔνδορ*, within; *au skūl'*, to listen to]. A method of auscultation devised by Bianchi by using the ordinary esophageal tube passed into the stomach, to auscult the gullet and stomach, and through them, to a certain degree, the heart and lungs.

Endoblast (*en-dō-blast*) [*ἔνδορ*, within; *βλαστός*, a germ]. The cell nucleus, or cytoblast. See *Hypoblast*.

Endoblastic (*en-dō-blast'ik*) [*ἔνδορ*, within; *βλαστός*, a germ]. Relating to the endoblast.

Endocardiac, Endocardial (*en-dō-kar'di-ak, en-dō-kar'di-āl*) [*ἔνδορ*, within; *καρδία*, the heart]. Relating to the endocardium; situated within the heart.

Endocarditic (*en-dō-kar'di-t'ik*) [*ἔνδορ*, within; *καρδία*, the heart]. Pertaining to or affected with endocarditis.

Endocarditis (*en-dō-kar'di-ti*) [*ἔνδορ*, within; *καρδία*, the heart; *-ίτις*, inflammation]. Inflammation of the endocardium or lining membrane of the heart. Acute rheumatism is the most frequent cause, though pneumonia, gout, or any infectious disease may precede. The valves are nearly always the parts affected, and usually those of the left heart. The disease is prone to terminate fatally or result in permanent injury to the valves. Fibrinous deposits or vegetations project into the cavity of the heart; the thickened endocardium is liable to become atheromatous, with chronic ulceration. *Acute endocarditis* may be divided into *acute* and *malignant*. *Chronic endocarditis* includes chronic disease of the valves of the heart. There is a fibrous or cirrhotic thickening of the latter, associated with contraction and calcification. Usually this chronic disease, like the acute, is confined to the left heart, and it is generally rheumatic in origin. **E., Malignant or Ulcerative.** Also called *diphtheric, tubercle,* and *pyoendocarditis*. A rapidly fatal type due to septic infection. It is marked by high fever, chillis, and profound prostration. This is followed by the development of a murmur, purpuric skin-eruptions, hematuria, delirium, convulsions, hemiplegia, enlargement of the spleen, the typhoid state, and death. Frequently no cause can be found. Ulcerations are found around and in the valves, and in these ulcers micro-organisms are present in large quantities. **E. polyposa**, a form of ulcerative endocarditis in which there is an excessive deposit of fibrin, producing polypoid masses. **E. pustulosa**, a form of ulcerative endocarditis in which minute abscesses occur in the substance of the valves. **E., Simple**, the ordinary variety of acute endocarditis, usually associated with a mitral systolic murmur. **E., Chronic**, associated with valvular lesions. The following forms are met with: 1. *Aortic Incompetence*; 2. *Aortic Stenosis*; or *Obstruction*; 3. *Mitral Incompetence*; 4. *Mitral Stenosis*; 5. *Pulmonary Incompetence*; 6. *Pulmonary Stenosis* or *Obstruction*; 7. *Tricuspid Incompetence*; 8. *Tricuspid Stenosis*; or *Obstruction*; 9. *Tricuspid Incompetence* is produced by a retraction of the chordæ tendineæ, which have become rigid and inelastic, so that the aorta is not shut off from the left ventricle and the aorta, and there is a leakage of blood into that cavity. A *diastolic murmur* is characteristic. This is frequently associated with aortic sclerosis. Sudden death is associated with aortic incompetence more frequently than with any other valvular affection. The pulse is associated Corrigan or water hammer pulse. **Aortic Stenosis or Obstruction** is due to thickening

and curling, with calcification of the valves. This usually occurs in the aged. A systolic murmur is produced, accompanied in the late stages of the disease by a tendency to syncope, giddiness, and anemia. The pulse is slow and small, but regular. **Mitral Incompetence**, the most frequent of all valvular lesions, is due to curling of the valve-cusps or to shortening of the chordæ tendineæ. There is usually produced an immense hypertrophy of the walls of the ventricles. Late in the disease compensation fails and general edema ensues. Dyspnea is a frequent symptom, associated with cyanosis and albuminuria. The murmur is systolic in time; the pulse is normal during the stage of compensation, afterward small and irregular. This is a common form among children. **Mitral Stenosis**, due to fibrous thickening and contraction of the mitral cusps. The opening may be reduced to a mere fissure. If due to a thickening and shortening of the chordæ tendineæ the thickened and adherent valves are drawn in a funnel-shape toward the floor of the ventricle. Mitral stenosis usually occurs in women. A presystolic murmur is produced, associated with duplication of the second sound. **Pulmonary Incompetence**, the rarest of valvular diseases, may be due to congenital abnormalities, or may follow some diseased condition, as malignant endocarditis. The murmur is diastolic in time. **Pulmonary Stenosis or Obstruction**, usually congenital, is due to fetal heart-disease. The patients usually die before they are ten or twelve years old. A systolic murmur is produced. **Tricuspid Incompetence** is due to endocarditis or to dilatation of the right ventricle and tricuspid orifice. Compensation is never adequate, and hence venous stasis, cyanosis, and dropsy soon follow. A systolic murmur is produced. **Tricuspid Stenosis** is a rare condition and usually secondary to mitral stenosis. It is marked by a presystolic murmur. **Combined Valvular Disease**; frequently two of the foregoing murmurs may coexist. The most usual combinations are as follows: 1. Aortic obstruction and regurgitation; 2. Mitral obstruction and regurgitation; 3. Mitral obstruction and tricuspid regurgitation; 4. Aortic obstruction and mitral regurgitation; 5. Double valvular disease at aortic and mitral orifices (four murmurs). **E. ulcerosa**, the ulcerative form of endocarditis. **E. verrucosa**, a form of endocarditis characterized by the production of endocardial vegetations situated mostly upon the curtains of the cardiac valves. It is seen usually upon the left side of the heart.

Endocardium (*en-dō-kar'de-ri-ŏn*) [*ἔνδορ*, within; *καρδία*, the heart]. The colorless, transparent membrane lining the interior of the heart.

Endocarp (*en-dō-kar'p*) [*ἔνδορ*, within; *καρπός*, fruit].

In biology, the inner hard and stony membranous or fleshy layer of a pericarp; e. g., the stone of a peach.

Endocarpoid (*en-dō-kar'poid*). In biology, applied to lichens that have the apothecia immersed in the thallus.

Endocelarium (*en-dō-se-lā're-ŏm*) [*ἔνδορ*, within; *κοιλία*, the belly]. In biology, the visceral epithelium of the body-cavity.

Endocervical (*en-dō-ser'vīk-al*) [*ἔνδορ*, within; *cervix*, neck]. Relating to the inside of the uterine cervix.

Endocervicitis (*en-dō-ser'vīs-i'tis*) [*ἔνδορ*, within; *cervix*, neck; *-ίτις*, inflammation]. Inflammation within the canal of the cervix uteri.

Endochondral (*en-dō-kon'drāl*) [*ἔνδορ*, within; *χόνδρος*, cartilage]. Situated or occurring within a cartilage.

Endochorion (*en-dō-kō're-ŏn*) [*ἔνδορ*, within; *χόριον*, the chorion]. The inner chorion; the vascular layer of the allantois.

- Endochorionic** (*en-do-ko-re-on'-ik*) [*éndor*, within; *χόριον*, the chorion]. Relating to the endochorion.
- Endochrome** (*en'-do-krom*) [*éndor*, within; [*χρώμα*, color]. In biology, the coloring-matter, other than green, of the endoplasm of a cell, or that of diatoms or of flowers.
- Endochylema** (*en-do-ki'-lem-ah*) [*éndor*, within; *χυρός*, juice]. In biology, the semi-fluid substance filling the protoplasmic reticulum of a cell.
- Endochyme** (*en'-do-kim*) [*éndor*, within; *χυρός*, juice]. In biology, the formative cell-sap elaborated from the chyme.
- Endoclinal** (*en-do-klí'-nal*) [*éndor*, within; *κλίνας*, to lean]. In biology, having the clinode, an organ analogous to the hymenium, inclosed in a conceptacle.
- Endocolpitis** (*en-dó-kol-pí'-tis*) [*éndor*, within; *κόλπος*, vagina]. Same as *En colpitis*.
- Endocone** (*en'-do-kon*) [*éndor*, within; *κώνος*, cone]. In biology, one of the internal cones formed by the siphon-sheaths in certain cephalopods.
- Endocranitis** (*en-do-kra-ní'-tis*) [*éndor*, within; *κρανίον*, the skull; *ιτις*, inflammation]. Inflammation of the endocranium; pachymeningitis externa.
- Endocranium** (*en-do-kra'-ne-um*) [*éndor*, within; *κρανίον*, the skull]. That part of the cerebral dura that adheres to the inner surface of the cranial bones. One of the processes projecting into the cephalic cavity, as the *tentorium* or *cephalophragma*.
- Endocyemate** (*en-do-sí'-em-át*) [*éndor*, within; *κίημα*, an embryo]. In embryology, applied to that form of development in which the embryo is invaginated in a fold of the blastodermic membrane, an amnion being formed; the opposite of *Epicycemate*.
- Endocyesis** (*en-do-sí-e'-sis*) [*éndor*, within; *κείν*, to conceive; *pl.*, *Endocyeses*]. In biology, the process that gives rise to an endocyemate embryo.
- Endocyma** (*en-do-sí'-mah*) [*éndor*, within; *κίμα*, a fetus]. A form of double monstrosity in which the parasite is contained within the body of the autosite.
- Endocyst** (*en'-do-síst*) [*éndor*, within; *κίστις*, bladder]. In biology, the endoderm or inner layer of the cecum or common dermal system of a colony of Polyzoa. See *Ectocyst*.
- Endoderm** (*en'-do-derm*) [*éndor*, within; *δέρμα*, skin]. In biology, the simple nutritive cell-layer lining the cavity of the primitive intestine, the enteron, and its modifications or derivatives. The vegetative germinal layer. See *Blastoderm*.
- Endodermis** (*en-do-der'-mís*) [*éndor*, within; *δέρμα*, skin]. In biology, the layer of cells surrounding a fibro-vascular cylinder.
- Endodontitis** (*en-do-don-tí'-tis*) [*éndor*, within; *ὀδούς*, a tooth; *ιτις*, inflammation]. Inflammation of the lining membrane of a tooth.
- Endogastritis** (*en-do-gas-trí'-tis*) [*éndor*, within; *γαστήρ*, stomach; *ιτις*, inflammation]. Inflammation of the mucous membrane of the stomach.
- Endogen** (*en'-do-jeu*) [*éndor*, within; *γεννάν*, to produce]. A plant, the growth of which is by means of new matter deposited in the interior of the trunk or branch. A member of one of the great primary classes of flowering-plants; a monocotyledon. See *Exogen*.
- Endogenous** (*en-doj'-en-us*) [*éndor*, within; *γενής*, producing]. In biology, applied to the stems of monocotyledons and their manner of growth; also to spore-formation or cell-formation inside of a parent-cell.
- Endognathal** (*en-dog'-na-thal*) [*éndor*, within; *γνάθος*, jaw]. In biology, applied to the pulpiform appendages formed by the modification of the three terminal joints of the third thoracic limb in certain crustaceans.
- Endognathion** (*en-dog-na'-the-on*) [*éndor*, within; *γνάθος*, jaw]. The middle portion of the superior maxilla.
- Endogonium** (*en-do-gó'-ne-um*) [*éndor*, within; *γονία*, seed]. In biology, a gonidium formed inside of a receptacle or parent-cell, as in the *Suprolegniae*, *Aluvinii*, *Vaucheria*.
- Endo-laryngeal** (*en-do-lar-in'-je-al*) [*éndor*, within; *λάρυγξ*, the larynx]. Within the larynx. **E. Operations**, operations performed within the larynx.
- Endolemma** (*en-do-lem'-ah*) [*éndor*, within; *λίμμα*, husk]. Same as *Neurilemma*.
- Endolymph** (*en'-do-limf*) [*éndor*, within; *lymphá*, water]. The fluid of the membranous labyrinth of the ear.
- Endolymphangeal** (*en-do-lim-fan'-je-al*) [*éndor*, within; *lymphá*, lymph; *ἀγγείον*, vessel]. Situated or belonging within a lymph-vessel; as an endolymphangeal nodule.
- Endolymphic** (*en-do-lim'-fik*) [*éndor*, within; *lymphá*, lymph]. Relating to or of the nature of endolymph.
- Endomersion** (*en-do-mer'-shun*). See *Objective*.
- Endomesoderm** (*en-do-me'-so-derm*) [*éndor*, within; *μέσος*, middle; *δέρμα*, skin]. In biology, applied to two cells that appear on the side of the blastopore in the embryos of molluscs and annelids, giving rise by division to the two primitive mesoderm cells, and to a portion of the lining of the mesenteron.
- Endometrial** (*en-do-me'-tre-al*) [*éndor*, within; *μήτρα*, the womb]. Pertaining to the endometrium; situated within the uterus.
- Endometritis** (*en-do-me-trí'-tis*) [*éndor*, within; *μήτρα*, the womb; *ιτις*, inflammation]. Inflammation of the endometrium. **E., Cervical**, of the cervical portion. It gives rise to the condition known as *erosion*, *ulceration*, or *granular degeneration of the cervix*, a very frequent condition. There is leukorrhœa, pain in the back, and congestion of the cervix and pelvic viscera, with metrorrhagia or menorrhagia, or both, together with some failure of the general health. This condition is due to traumatism, usually in parturition. **E., Chronic Purulent**, occurs in old women and is marked by an accumulation of pus in the uterine cavity with a purulent leukorrhœa. **E., Corporeal**, that of the body of the uterus. **E., Decidual**, of the decidual membrane of the impregnated uterus. It may be *diffuse* (thickening and development of connective tissue) or *polypoid* (with polypoid growths). **E., Fungous**, that in which the lining membrane is hypertrophied, with the formation of vascular granulations. This is also called *hemorrhagic endometritis*. **E., Hemorrhagic**. See *E., Fungous*.
- Endometrium** (*en-do-me'-tre-um*) [*éndor*, within; *μήτρα*, uterus]. The lining membrane of the uterus.
- Endometry** (*en-dom'-et-re*) [*éndor*, within; *μέτρον*, measure]. The measurement of the interior of an organ or cavity, as of the cranium.
- Endomyocarditis** (*en-do-mi-o-kar-dí'-tis*) [*éndor*, within; *μύς*, muscle; *καρδία*, heart; *ιτις*, inflammation]. Inflammation of both endocardium and myocardium.
- Endomysial** (*en-do-míz'-e-al*) [*éndor*, within; *μύς*, muscle]. Pertaining to or of the nature of endomysium.
- Endomysium** (*en-do-míz'-e-um*) [*éndor*, within; *μύς*, muscle]. The extension of the permysium between the muscular fibers.
- Endonephritis** (*en-do-nef-rí'-tis*) [*éndor*, within; *νεφρός*, kidney; *ιτις*, inflammation]. Synonym of *Pyelitis*.
- Endoneural** (*en-do-nu'-ral*) [*éndor*, within; *νεύρον*, nerve]. Relating to or situated within the interior of a nerve.
- Endoneurial** (*en-do-nu'-re-al*) [*éndor*, within; *νεύρον*, a nerve]. Relating to the endoneurium.

Endoneurium (*en-do-nū'-re-um*) [*ἔνδον*, within; *νεῦρον*, a nerve]. The delicate connective tissue holding together the fibrils of a bundle of nerves.

Endoparasite (*en-do-par'-as-it*) [*ἔνδον*, within; *παράσιτος*, parasite]. An entozoan or internal parasite; one living within its host.

Endoparasitic (*en-do-par'-as-it-ic*) [*ἔνδον*, within; *παράσιτος*, a parasite]. Of the nature of an endoparasite.

Endopatagium (*en-do-pat'-i-um*) [*ἔνδον*, within; *πάταγμα*, the border of a woman's gown]. In biology, that part of the wing membrane of a bat lying between the body, the humerus, the lower extremity, and a hypothetical line drawn downward from the elbow and intersecting the free margin of the membrane. (Allen.)

Endopathic (*en-do-pat'-ik*) [*ἔνδον*, within; *πάθος*, disease]. Pertaining to the origin of disease from conditions or causes not derived from without. See *Endopathia*.

Endopericarditis (*en-do-per-i-kar-dit'-tis*) [*ἔνδον*, within; *περί*, around; *καρδίον*, the heart; *τις*, inflammation]. Inflammation of both endocardium and pericardium.

Endoperimyocarditis (*en-do-per-e-mi-o-kar-dit'-tis*) [*ἔνδον*, within; *περί*, around; *μυς*, muscle; *καρδία*, heart; *τις*, inflammation]. Inflammation of endocardium, pericardium, and myocardium.

Endoperineuritis (*en-do-per-i-neu-rít'-tis*) [*ἔνδον*, within; *περί*, around; *νεῦρον*, a nerve; *τις*, inflammation]. Inflammation of both endoneurium and perineurium.

Endophlebitis (*en-do-phi-bit'-tis*) [*ἔνδον*, within; *φλέψ*, vein; *τις*, inflammation]. Inflammation of the inner coat of a vein or veins.

Endopleum (*en-dop-le-um*) [*ἔνδον*, within; *δόσιος*, bark]. In biology, the liber, or inner bark; bast.

Endophragm (*en-do-fragm*) [*ἔνδον*, within; *ὄριγμα*, a partition]. In biology, a partition formed by the chitinous plates projecting inward from the lateral wall of the somites of a crustacean.

Endophyllous (*en-do-phil'-us*) [*ἔνδον*, within; *φύλλον*, leaf]. In biology, enclosed within a sheath, as the young leaves of monocotyledons.

Endophyte (*en-do-phyt*) [*ἔνδον*, within; *ὄνιον*, a plant]. Same as *Entophyte*.

Endophytous (*en-dof-it'-us*) [*ἔνδον*, within; *ὄνιον*, a plant]. In biology, applied to the larvæ of certain insects that bore into the stems and roots of plants.

Endoplasm (*en-do-plazm*) [*ἔνδον*, within; *πλάσμα*, a thing formed]. In biology, the inner granular protoplasm of a protozoan or of a histologic cell.

Endoplast (*en-do-plast*) [*ἔνδον*, within; *πλαστός*, formed]. In biology, the nuclear body of a protozoan; the homologue of the nucleus of a histologic cell. (Huxley.)

Endoplastule (*en-do-plast-úle*) [*ἔνδον*, within; *πλαστός*, formed]. In biology, a small oval or rounded body, often found attached to the endoplast of a protozoan; the homologue of the nucleolus of a histologic cell. (Huxley.)

Endopleura (*en-do-plé-urá*) [*ἔνδον*, within; *πλευρά*, a rib; *πλά*, Endopleura]. In biology, the delicate serosa coat; it is also called tegmen.

Endopleurite (*en-do-plé-ur-it*) [*ἔνδον*, within; *πλευρά*, a rib]. In biology, one of the lateral apodermal partitions arising from the intersegmental membrane connecting every pair of somites in certain crustaceans.

Endopodite (*en-do-pod'-it*) [*ἔνδον*, within; *πούς*, foot]. In biology, a member of the two main divisions of the crustacean limb, which fully developed it consists of seven parts, occurring in the thoracic region an ambulatory limb.

Endoptile (*en-do-ptil*) [*ἔνδον*, within; *πτύλον*, feather, down, hair]. Same as *Endopterygium*.

Endorhizal (*en-do-rhí-zal*) [*ἔνδον*, within; *ρίζα*, root]. In biology, applied to monocotyledonous embryos having the radicle enclosed within a sheath.

Endosalpingitis (*en-do-sal-pin-jít'-tis*) [*ἔνδον*, within; *σαλπίγξ*, trumpet, tube; *τις*, inflammation]. Inflammation of the lining membrane of a Fallopian tube.

Endosarc (*en-do-sark*) [*ἔνδον*, within; *σάρξ*, flesh]. In biology, the inner protoplasm of a protozoan; also applied by Hineks to a tissue derived from the endocyst (the inner layer of the common dermal system of a colony of Polyzoa), and composed, for the most part, of fusiform cells, constituting the connection between the polypides.

Endoscope (*en-do-skōp*) [*ἔνδον*, within; *σκοπεῖν*, to observe]. An instrument for the examination of a body-cavity through its natural outlet.

Endoscopy (*en-dos'-ko-pe*) [*ἔνδον*, within; *σκοπεῖν*, to observe]. The practice or process of using the endoscope. The examination of cavities or organs within the body by means of an endoscope.

Endosiphon (*en-do-sif'-jun*) [*ἔνδον*, within; *σίφων*, a tube]. In biology, the inner siphon of a cephalopod.

Endoskeleton (*en-do-skel'-et-un*) [*ἔνδον*, within; *σκελετόν*, a dry body]. In biology, as distinguished from exoskeleton, applied to the internal skeletal structures of any animal, whether they are bony, cartilaginous, chitinous, calcareous, or silicious, if covered by flesh and integument.

Endosmometer (*en-dos-mom'-et-er*) [*ἔνδον*, within; *ἄσμος*, a thrusting; *μέτρον*, a measure]. An instrument for measuring endosmosis.

Endosmose (*en'-dos-mos*). Same as *Endosmosis*.

Endosmosis (*en-dos-mo'-sis*) [*ἔνδον*, within; *ἄσμος*, impulsion]. The passage of a liquid from without inward, through a porous septum or diaphragm; inward osmosis. See *Osmosis*. **E., Electric**, cataphoresis.

Endosmotic (*en-dos-mo'-ik*) [*ἔνδον*, within; *ἄσμος*, a thrusting]. Pertaining to endosmosis. **E. Equivalent**, the weight of distilled water that passes into the flask of the endosmometer in exchange for a known weight of the soluble substance. This, *e. g.*, for salt is 4.3; for sugar 7.1.

Endosome (*en'-do-sōm*) [*ἔνδον*, within; *σώμα*, body]. In biology, the inner layer of the body of a sponge, developed from the endoderm and associated mesoderm.

Endosperm (*en'-do-sperm*) [*ἔνδον*, within; *σπέρμα*, seed]. In biology, the albumin of a seed.

Endospore (*en'-do-spor*) [*ἔνδον*, within; *σπόρος*, seed]. In biology, (1) a bacterium-spore formed by free cell-formation, as distinguished from an arthrospore; (2) the inner coat of a spore.

Endosteal (*en-dos'-te-al*) [*ἔνδον*, within; *ὀστέον*, a bone]. Relating to endosteum.

Endosteitis (*en-dos-te-ít'-tis*) [*ἔνδον*, within; *ὀστέον*, a bone; *τις*, inflammation]. Inflammation of the endosteum.

Endosternite (*en-do-ster'-nit*) [*ἔνδον*, within; *στέρον*, the breast-bone]. In biology, a sternal piece of the endothorax developed to support a series of muscles in various arthropods.

Endosteum (*en-dos'-te-um*) [*ἔνδον*, within; *ὀστέον*, bone]. The vascular membranous layer of connective tissue lining the medullary cavity of bones; the internal periosteum.

Endostoma (*en-dos'-to-mah*) [*ἔνδον*, within; *στόμα*, the mouth; *πλ.*, *Endostomata*]. In biology, a structure found in certain crustaceans behind and giving support to the labrum.

Endostoma (*en-dos-to'-mah*) [*ἔνδον*, within; *ὀστέον*, bone; *πλ.*, *Endostomata*]. A bony tumor within a bone, or in a cavity surrounded by bone.

- Endostome** (*en'-do-stom*) [*ἔνδοστος*, within; *στόμα*, the mouth]. In biology, the orifice of the inner coat of an ovule.
- Endostosis** (*end-os-to'-sis*) [*ἔνδοστος*, within; *ὀστίον*, bone: *pl.*, *Endostoses*]. Ossification of a cartilage.
- Endostracum** (*en-dos'trak-um*) [*ἔνδοστος*, within; *ὄστρακον*, shell]. In biology, the inner layer of the exoskeleton of a crustacean.
- Endostyle** (*en'-do-stil*) [*ἔνδοστος*, within; *στῖλον*, a column]. In biology, an organ for the secretion of mucus, forming the ventral edge of the branchial sac, and extending from the peripharyngeal bands anteriorly to the posterior end of the sac of Ascidians; it is also called the *hypobranchial groove*.
- Endotheca** (*en-do-the'-kah*) [*ἔνδοστος*, within; *θήκη*, a case: *pl.*, *Endothecae*]. In biology, the inner layer of the lining investment of the visceral chamber of a coral.
- Endothecium** (*en-do-the'-se-um*) [*ἔνδοστος*, within; *θήκη*, a case]. In biology, the tapetum or inner lining of an anther-cell.
- Endothelial** (*en-do-the'-le-al*) [*ἔνδοστος*, within; *θήλη*, nipple]. Pertaining to endothelium.
- Endothelioid** (*en-do-the'-le-oid*) [*ἔνδοστος*, within; *θήλη*, a nipple; *εἶδος*, form]. Resembling endothelium.
- Endothelio-inoma** (*en-do-the'-le-o-in-o'-mah*) [*ἔνδοστος*, within; *θήλη*, a nipple; *ἵς*, a fiber; *ῥίμα*, a tumor: *pl.*, *Endothelio-inomata*]. A malignant inoma or fibroma of endothelial origin.
- Endothelioleiomyoma** (*en-do-the'-le-o-li-o-mi-o'-mah*) [*ἔνδοστος*, within; *θήλη*, nipple; *λείος*, smooth; *μῦς*, muscle; *ῥίμα*, tumor: *pl.*, *Endothelioleiomyomata*]. Endothelial and malignant leiomyoma; myosarcoma.
- Endothelioma** (*en-do-the-le-o'-mah*) [*ἔνδοστος*, within; *θήλη*, a nipple; *ῥίμα*, a tumor: *pl.*, *Endotheliomata*]. A tumor of the endothelium, usually, if not always, a sarcoma or malignant growth.
- Endotheliomyxoma** (*en-do-the'-le-o-miks-o'-mah*) [*ἔνδοστος*, within; *θήλη*, nipple; *μύξα*, mucus; *ῥίμα*, a tumor: *pl.*, *Endotheliomyxomata*]. Endothelial and malignant myxoma.
- Endotheliorhabdomyoma** (*en-do-the'-le-o-rab-do-mi-o'-mah*) [*ἔνδοστος*, within; *θήλη*, nipple; *ῥάβδος*, a rod; *μῦς*, muscle; *ῥίμα*, a tumor: *pl.*, *Endotheliorhabdomyomata*]. Endothelial and malignant rhabdomyoma.
- Endothelium** (*en-do-the'-le-um*) [*ἔνδοστος*, within; *θήλη*, nipple]. The internal lining membrane of serous, synovial, and other internal surfaces; the homologue of epithelium.
- Endothermic** (*en-do-ther'-mik*) [*ἔνδοστος*, within; *θερμη*, heat]. Relating to the absorption of heat. **E. Substances**, or **Compounds**, those of which the formation is attended with an absorption of heat.
- Endothoracic** (*en-do-tho-ra'-sik*) [*ἔνδοστος*, within; *θώραξ*, thorax]. Situated or occurring within the thorax.
- Endothorax** (*en-do-tho'-raks*) [*ἔνδοστος*, within; *θώραξ*, a breastplate; the chest]. In biology, the interior framework, or apodermal system of the cephalothoracic region of a crustacean, furnishing processes for the support of the soft parts.
- Endyma** (*en'-dim-ah*) [*ἔνδυμα*, garment]. The endyma, or lining epithelial membrane of the ventricles of the brain, and of the cavity of the spinal cord.
- Endymal** (*en'-dim-al*) [*ἔνδυμα*, garment]. Relating to the endyma.
- Endysis** (*en'-dis-is*) [*ἐνδύσεις*, a putting on]. In biology, the process of acquiring plumage by a bird.
- Enecation** (*en-ek-a'-shun*) [*ε*, out; *νεκαρε*, to kill]. Destruction of life; complete exhaustion.
- Enechema** (*en-ek-e'-mah*) [*ἐν*, in; *ἤχημα*, sound, ringing]. Tinnitus aurium.
- Enecia** (*e-ne'-she-ah*) [*ἡνεκίς*, continuous]. A continuous fever.
- Enema** (*en'-em-ah*) [*ἐνίμα*; *ἐν*, in; *ἵνα*, to send: *pl.*, *Enemata*]. A rectal injection for therapeutic or nutritive purposes.
- Enepidermatic**, or **Enepidermic** (*en-ep-e-der-mat'-ik*, or *-der'-mik*) [*ἐν*, in; *ἐπίδερμις*, the epidermis]. Pertaining to the treatment of disease by applications to the skin.
- Energy** (*en'-er-je*) [*ἐνέργεια*; *ἐν*, in; *ἔργον*, work]. The power or force displayed by an organism. The capacity for doing work. **E.**, **Conservation of**, the law that the various forms of energy can be transformed one into the other without loss. **E.**, **Kinetic**, the power of a body in motion. **E.**, **Potential**, the possible power of a body at rest. Physically, its measure is the amount of heat that may be obtained by complete combustion of the chemic compounds representing the potential energy.
- Enervate** (*e-ner'-vat*) [*ενεργε*, to weaken]. To weaken.
- Enervation** (*e-ner-va'-shun*) [*ενervation*, weakness].
1. Weakness; lassitude; languor from lack of nerve-stimulus; neurasthenia; the reduction of the strength.
2. The removal of a section of a nerve.
- Enervose** (*e-ner'-vos*) [*ενερτος*, without nerves]. In biology, applied to leaves destitute of nerves or veins.
- Enuresis** (*en-u-re'-sis*). See *Enuresis*.
- Engagement-stage of Labor**. See *Descent-stage*.
- Engastrius** (*en-gast'-tre-us*) [*ἐν*, in; *γαστήρ*, belly]. A monstrosity in which one fetus is included within the peritoneal cavity of another.
- Engelmann's Middle Disc**. A light disc, separating two darker discs of a muscle-case. It is also called *Hensen's disc*.
- Engenesis** (*en-jen'-es-is*) [*ἐν*, in; *γενέσθαι*, to be produced]. In biology, the fourth of Broca's four degrees of fecundity in the union of two species. Cf. *Agenesis*, *Dysgenesis*, *Paragenesis*.
- Engine** (*en'-jin*) [ME., *engin*, a mechanical contrivance]. An apparatus for producing some mechanical effect. **E.**, **Dental**, a foot-power machine, embracing the following devices and combinations: The use of a flexible wire shaft, with a flexible sheath over it. See *Dental Engine*. **E.**, **Surgical**, an electric or foot-power machine, used with a flexible wire shaft. It is employed in surgery, in drilling, boring, and smoothing bone, etc.
- Engle System**. See *Cremator*.
- English** (*ing'-glish*) [ME., *English*]. Belonging or pertaining to England. **E.**, **Cholera**. See *Cholera*. **E.**, **Disease**. Synonym of *Rhachitis*. **E.**, **Position**. See *Postures*, *Table of*. **E.-red**. See *Coi'ob'ar* and *Venetian-red*. **E.**, **Sweating Fever**. See *Anglicus sudor*. **E.**, **Teeth**, artificial teeth with beautiful coloring, and soft translucency, rendering them well adapted for matching the natural teeth.
- Engomphosis** (*en-gom-fol'-sis*) [*ἐν*, in; *ὄμωσις*, nail]. Gomphosis, *q. v.*
- Engorged** (*en-gorj'd*) [Fr., *engorgement*, a choking up]. Congested. **E.**, **Papilla**. See *Choked Disc*.
- Engorgement** (*en-gorj'-ment*) [Fr., *engorgement*, a choking up]. Over-distention of the vessels of a part, with stagnation of the circulation. Vascular congestion.
- Enlargement** (*en-lari'-ment*). See *Auxo*, *Auxesis*, *Hypertrophy*.
- Enlarger** (*en-larj'-jer*). See *Amplifier*.
- Enneagynous** (*en-e-aj'-in-us*) [*ἐννεα*, nine; *γυνή*, a woman]. In biology, applied to flowers having nine pistils.
- Enneander** (*en-e-an'-der*) [*ἐννεα*, nine; *ἄνθρωπος*, a man]. In biology, applied to a flower having nine stamens.

Enneapetalous (*en-ay-pet-ah-lous*) [*ἔννεα*, nine; *πετάλον*, a leaf]. In biology, applied to a flower having nine petals.

Enneaspermous (*en-ay-sper-mu*) [*ἔννεα*, nine; *σπέρμα*, seed]. In biology, applied to fruits having nine seeds.

Enodal (*en-oh-dal*) [*ἔννεα*, nine; *ὄδιον*, a knot]. In biology, without nodes or joints.

Enoinomania (*en-oh-in-oh-mah-ah*) [*ἔννεα*, nine; *ὄδιον*, wine; *μανία*, madness]. Delirium tremens.

Enomania (*en-oh-mah-ah*) [*ἔννεα*, nine; *μανία*, madness]. Excessive use of or desire for intoxicating liquors; insanity due to intoxication. Also, delirium tremens. See *Methodism*.

Enophthalmia (*en-oh-fthah-mah*) [*ἔννεα*, nine; *ὄφθαλμος*, eye]. Retraction of the eyeball in the orbit.

Enophthalmos (*en-oh-fthah-mos*) [*ἔννεα*, nine; *ὄφθαλμος*, the eye]. Recession of the eyeball into the orbit.

Enosomania (*en-oh-soh-mah-ah*) [*ἔννεα*, nine; *μανία*, madness]. Insanity marked by terror, the patient expecting for himself the most dreadful visitations.

Enostosis (*en-oh-stoh-sis*) [*ἔννεα*, nine; *ὄστρον*, bone]. A tumor within the medullary canal of a bone, or a bony tumor originating in bone.

En Piqué (*en-pik-eh*) [Fr.]. See *Culture*.

Ensaté (*en-sat-eh*) [*ἔννεα*, nine; *σάβανον*, a sword]. In biology, sword-shaped; ensiform.

Ensiform (*en-sih-form*) [*ἔννεα*, nine; *σάβανον*, sword; *μορφή*, form]. Shaped like a sword. **E. Appendix**, the sword-shaped, cartilaginous process of the sternum; the xiphoid cartilage.

Ensisternal (*en-sis-ter-nal*) [*ἔννεα*, nine; *σάβανον*, sword; *στέρον*, the breast-bone]. Pertaining to the ensisternum.

Ensisternum (*en-sis-ter-num*) [*ἔννεα*, nine; *σάβανον*, sword; *στέρον*, the breast-bone]. The xiphisternum or ensiform cartilage.

Ensomphalic (*en-som-fah-ik*) [*ἔννεα*, nine; *σῶμα*, body; *ἔννεα*, nine; *νάβη*, navel]. Pertaining to an ensomphalus. See also *Teratomy*.

Ensomphalus (*en-som-fah-lus*) [*ἔννεα*, nine; *σῶμα*, body; *ἔννεα*, nine; *νάβη*, navel]. A double monostrousity, with practically complete and functional organs, but united by some more or less superficial bond.

Enstactum (*en-ah-ctum*) [*ἔννεα*, nine; *σταῖνον*, to drop; *μα*, Enclitic]. A liquid collyrium.

Enstrophe (*en-stroh-f*) [*ἔννεα*, nine; *στροφή*, to turn]. Inversion, as of the margin of an eyelid.

Entad (*en-tad*) [*ἔννεα*, nine; *ἔνθεον*, within; *ἄδ*, to]. From without inward; toward a center; the opposite of *Ectad*.

Ental (*en-tal*) [*ἔννεα*, nine; *ἔνθεον*, within]. A surface, aspect, or situation farther from the periphery or nearer the center than that with which it is contrasted. Deep, internal, profound. Compare the opposite, *Ectal*; also *Enteral* and *Distal*, *Table of*.

Entasia, or Entasis (*en-tah-sah, or en-tah-sis*) [*ἔννεα*, nine; *στάσις*, a straining]. A generic term for spasmodic muscular action, tonic system.

Entatic (*en-tah-tic*) [*ἔννεα*, nine; *στάσις*, causing straining]. Causing spasm or straining, aphrodisiac.

Entera (*en-ter-ah*) Plural of *Enteron*, *q. v.*

Enteradenography (*en-ter-ah-dah-noh-grah*) [*ἔννεα*, nine; *ἔνθεον*, intestine; *ἄδ*, to; *γραφία*, to write]. A treatise on the intestinal gland.

Enteradenology (*en-ter-ah-dah-noh-logy*) [*ἔννεα*, nine; *ἔνθεον*, intestine; *ἄδ*, to; *λογία*, a science]. The anatomy, physiology, and pathology of the intestinal glands.

Enteragra (*en-ter-ah-grah*) [*ἔννεα*, nine; *ἔνθεον*, intestine; *ἄδ*, to; *γραφή*, seizure]. Convulsion of the intestine.

Enteralgia (*en-ter-ah-lah-gee-ah*) [*ἔννεα*, nine; *ἔνθεον*, intestine; *ἄδ*, to; *ἄλγος*, pain]. Pain in the intestine. **E. inflammatoria**, synonym of *Acute enterocolitis*.

Enterectasis (*en-ter-ek-tah-sis*) [*ἔννεα*, nine; *στάσις*, dilatation]. Dilatation of some part of the small intestine.

Enterectomy (*en-ter-ek-to-meh*) [*ἔννεα*, nine; *ἔκτομη*, excision]. Excision of a part of the small intestine.

Enterelcosis (*en-ter-el-ko-sis*) [*ἔννεα*, nine; *ἔλκος*, ulceration]. Ulceration of the bowel.

Enterepiplocele (*en-ter-ep-ih-lo-sel*) [*ἔννεα*, nine; *ἔπιπλον*, caul; *κλήη*, hernia]. Hernia in which both bowel and omentum are involved.

Enteriplomphalocoele (*en-ter-ep-ih-lom-fal-o-sel*) [*ἔννεα*, nine; *ἔπιπλον*, caul; *οὐράλιος*, navel; *κλήη*, hernia]. Umbilical hernia, with protrusion of the omentum.

Enteric (*en-ter-ik*) [*ἔννεα*, nine; *ἔνθεον*, bowel]. Pertaining to the intestines. **E. Fever**, typhoid fever. To demonstrate bacilli of enteric fever see *Gaffky's Method* and *Woodhead's Method*, under *Stains*, *Table of*.

Enterischiocele (*en-ter-is-ke-sel*) [*ἔννεα*, nine; *ἔσχιον*, ischium; *κλήη*, hernia]. Intestinal hernia through the great sciatic notch.

Enteritic (*en-ter-ih-ik*) [*ἔννεα*, nine; *ἔνθεον*, bowel; *ἰτις*, inflammation]. Relating to enteritis.

Enteritis (*en-ter-ih-tis*) [*ἔννεα*, nine; *ἔνθεον*, bowel; *ἰτις*, inflammation]. Inflammation of the small intestine. **E., Chronic Exudative**. Synonym of *E., Pseudo-membranous*. **E., Membranous**. Synonym of *E., Pseudo-membranous*. **E., Pellicular**. Synonym of *E., Pseudo-membranous*. **E., Pseudo-membranous**, a non-febrile affection of the bowel, consisting in a peculiar, and usually persistent, morbid condition of the intestinal mucous membrane, marked by the periodic formation of viscous, shreddy, or tubular exudates composed chiefly of mucin, on the discharge of which temporary amelioration of the accompanying acute digestive and nervous symptoms occurs. The disease appears mainly in middle life and usually in females.

Entero- (*en-ter-oh*) [*ἔννεα*, nine; *ἔνθεον*, bowel]. A prefix denoting relation to the intestines.

Entero-anastomosis (*en-ter-oh-an-as-to-mo-sis*) [*ἔννεα*, nine; *ἔνθεον*, bowel; *ἀναστόμιον*, to bring to a mouth]. The surgical creation of an anastomosis between two parts of the intestine; or the union of two parts of the intestine after the excision of a segment.

Enterobrosis (*en-ter-oh-bro-sis*) [*ἔννεα*, nine; *ἔνθεον*, bowel; *βρωσις*, an eating]. Perforation or ulceration of the intestine.

Enterocoele (*en-ter-oh-sel*) [*ἔννεα*, nine; *ἔνθεον*, bowel; *κλήη*, tumor]. A hernia containing a loop of intestine. **E., Rectal**, having a covering of the rectal wall. **E., Vaginal**, having a covering of the vaginal wall.

Enterocentesis (*en-ter-oh-sen-te-sis*) [*ἔννεα*, nine; *κέντησις*, puncture]. Surgical puncture of the intestine.

Enterochlorophyl (*en-ter-oh-klo-ro-fil*) [*ἔννεα*, nine; *ἔνθεον*, bowel; *χλωρός*, yellowish-green; *φύλλον*, a leaf]. MacMunn's term for a chlorophyl found by him in the so-called livers of many invertebrates.

Enterocholecystostomy (*en-ter-oh-ko-le-sis-to-sto-meh*) [*ἔννεα*, nine; *ἔνθεον*, bowel; *χολή*, bile; *κύστις*, cyst; *στόμα*, mouth]. Same as *Cholecystenterostomy*.

Entero-cholecystotomy (*en-ter-oh-ko-le-sis-to-sto-meh*). Same as *Cholecystenterostomy*.

Enterocleisis (*en-ter-oh-kle-sis*) [*ἔννεα*, nine; *ἔνθεον*, bowel; *κλείσις*, a closing]. Occlusion of the bowel.

Enteroclysis (*en-ter-oh-kle-sis*) [*ἔννεα*, nine; *ἔνθεον*, bowel; *κλήσις*, a drenching]. Injection of nutrient-material into the intestine in cholera, collapse, etc.; more generally, any rectal enema or clyster.

Enteroclyster (*en-ter-oh-kle-sis-ter*) [*ἔννεα*, nine; *ἔνθεον*, bowel; *κλύσμα*, a clyster]. A rectal clyster or enema.

Enterocolitis (*en-ter-o-kō-lī'tis*) [*έντερον*, bowel; *κόλον*, the colon; *ιτις*, inflammation]. Inflammation of the small intestine and of the colon.

Enterocystocele (*en-ter-o-sis'to-sel*) [*έντερον*, intestine; *κύστις*, bladder; *κήλη*, tumor]. Hernia involving the urinary bladder and the intestine.

Enterodynia (*en-ter-o-din'e-ah*) [*έντερον*, bowel; *όδυνη*, pain]. Pain referred to the intestines.

Enteropileocele (*en'ter-o-e-pi'lo-sel*). See *Enteropileocele*.

Enterogastritis (*en-ter-o-gas-tri'tis*) [*έντερον*, intestine; *γαστήρ*, belly; *ιτις*, inflammation]. Inflammation of the stomach and intestine.

Enterogastrocele (*en-ter-o-gas'tro-sel*) [*έντερον*, bowel; *γαστήρ*, belly; *κήλη*, tumor]. A hernia containing the gastric and intestinal walls; abdominal hernia.

Enterography (*en-ter-og'ra-fo*) [*έντερον*, intestine; *γράφειν*, to write]. A treatise on or a description of the intestines.

Enterohematin (*en-ter-o-he'mat-in*) [*έντερον*, intestine; *αιμάτωσ*, of blood]. In biology, a coloring-matter found in many invertebrates (e.g., the livers of molluscs), the mother-substance of hemochematin. It is the same as the *Hemochromogen* and *Helicorubin* of Krukenberg.

Enterohemorrhage (*en-ter-o-hem'or-aj*) [*έντερον*, intestine; *αιμα*, blood; *ρηγι'νναι*, to burst forth]. Intestinal hemorrhage.

Enterohydrocele (*en-ter-o-hi'dro-sel*) [*έντερον*, intestine; *υδωρ*, water; *κήλη*, hernia]. Hydrocele complicated with intestinal hernia.

Enteroschioccele (*en-ter-o-is'ke-o-sel*) [*έντερον*, intestine; *ισχιον*, ischium; *κήλη*, tumor]. Same as *Enteroschioccele*.

Enterolith (*en'ter-o-lith*) [*έντερον*, bowel; *λίθος*, a stone]. A concretion formed in the digestive-tube.

Enterolithiasis (*en-ter-o-lith'i-as-is*) [*έντερον*, bowel; *λίθιασις*, the formation of calculi]. The formation of intestinal calculi.

Enterology (*en-ter-ol'o-je*) [*έντερον*, bowel; *λόγος*, science]. The science of the intestinal viscera; the anatomy, physiology, pathology, and hygiene of the intestines.

Enteromalacia (*en-ter-o-mal'a-se-ah*) [*έντερον*, bowel; *μαλακία*, softness]. Pathologic softening of the bowel-walls.

Enteromenia (*en-ter-o-me'ne-ah*) [*έντερον*, bowel; *μήν*, month]. Vicarious menstruation by the bowel.

Enteromerocele (*en-ter-o-me'ro-sel*) [*έντερον*, bowel; *μηρός*, thigh; *κήλη*, hernia]. Femoral hernia involving the intestine.

Enteromesenteric (*en-ter-o-mes-en-ter'ik*) [*έντερον*, bowel; *μέσος*, middle; *έντερον*, bowel]. Pertaining to the intestine and the mesentery.

Enteron (*en'ter-on*) [*έντερον*, intestine; *pl.*, *Enteron*].
 1. The intestinal or alimentary canal, exclusive of those parts that are of ectodermal origin. 2. The intestine.

Enteroncus (*en-ter-on'kus*) [*έντερον*, bowel; *όγκος*, mass]. A tumor of the bowel.

Enteroneuria (*en-ter-o-nu'r-ee-ah*) [*έντερον*, intestine; *νεύρον*, nerve]. An intestinal disease dependent upon some neurosis.

Enteropathy (*en-ter-op'ath-e*) [*έντερον*, bowel; *πάθος*, disease]. Any disease of the intestines.

Enteroperistole (*en-ter-o-per-is'to-le*) [*έντερον*, bowel; *περιστολή*, a winding about]. 1. Peristaltic motion of the bowels. 2. Any constrictive obstruction of the intestinal-tube.

Enteroperitonitis (*en-ter-o-per-it-on'i'tis*) [*έντερον*, bowel; *περιτόναιον*, the peritoneum; *ιτις*, inflammation]. Combined inflammation of the intestines and

adjacent peritoneum; inflammation of the peritoneal coat of the intestine.

Enteropexia (*en-ter-o-peks'e-ah*) [*έντερον*, bowel; *πήξις*, fixation]. Fixation of a portion of the intestine to the abdominal wall, for the relief of enteroptosis, splanchnoptosis, etc.

Enterophlogia (*en-ter-o-flo'je-ah*) [*έντερον*, bowel; *όζωγία*, a burning]. Synonym of *Acute Intestinal Catarrh*.

Enterophlogosis (*en-ter-o-flo-jo'si*) [*έντερον*, bowel; *όζωγίωσις*, a burning]. Synonym of *Acute Intestinal Catarrh*.

Enterophthisis (*en-ter-off'this-i*) [*έντερον*, bowel; *φθίσις*, wasting]. Intestinal tuberculosis.

Enteroplastic (*en-ter-o-plas'tik*) [*έντερον*, bowel; *πλαστικός*, formed]. Pertaining to enteroplasty.

Enteroplasty (*en'ter-o-plas-te*) [*έντερον*, bowel; *πλασσειν*, to form]. Any plastic operation upon the intestine to repair injuries of its walls.

Enteroplegia (*en-ter-o-ple'je-ah*) [*έντερον*, bowel; *πληγή*, a stroke]. Paralysis of the bowels.

Enteroplex (*en'ter-o-pleks*) [*έντερον*, bowel; *πήξι'νναι*, to interlace]. See *Enteroplexia*.

Enteroplexia, or **Enteroplexy** (*en-ter-o-pleks'e-ah*, or *en'ter-o-pleks-e*) [*έντερον*, intestine; *πήξι'νναι*, to interlace]. A method of treatment of wounds of the intestine in which union of the bowel is obtained by different means, but particularly by an apparatus, the *enteroplexy*, without the use of needle and thread. The enteroplexy is formed of two aluminum rings so constructed that they will fit the one into the other. These are inserted into the cut ends of the bowel, and then the two are pressed together, the intestinal walls being brought into apposition.

Enteroproctia (*en-ter-o-prok'she-ah*) [*έντερον*, intestine; *προκτός*, anus]. The existence of an artificial anus, or of an opening into the bowel for fecal discharge.

Enteroptosis (*en-ter-op'to'sis*) [*έντερον*, bowel; *πτώσις*, a fall]. Glénard's term for a combination of neurasthenia with gastro-intestinal disturbance and prolapse of the abdominal organs, particularly the transverse colon, with looseness of the mesenteric and peritoneal attachments. It is also called *Splanchnoptosis*.

Enterorrhagia (*en-ter-or'a'je-ah*) [*έντερον*, bowel; *ρηγι'νναι*, to burst forth]. Intestinal hemorrhage. Excessive discharge of any kind from the intestine.

Enterorrhaphy (*en-ter-or'a-fo*) [*έντερον*, bowel; *ρῦσις*, suture]. Suture, or stitching, of the intestine.

Enterorrhea (*en-ter-or'e-ah*) [*έντερον*, intestine; *ρῦσις*, a flow]. Diarrhea.

Enterorrhesis (*en-ter-or-eks'is*) [*έντερον*, bowel; *ρήξις*, rupture]. Rupture of the bowel.

Enterosarcocele (*en-ter-o-sar'ko-sel*) [*έντερον*, intestine; *σάρξ*, flesh; *κήλη*, a hernia]. Intestinal hernia with sarcocele.

Enterosepsis (*en-ter-o-sep'sis*) [*έντερον*, bowel; *σηψίς*, putrefaction]. Intestinal toxemia or sepsis. A condition of unusual activity in the contents of the intestinal canal, by which the ptomaines of putrefaction are produced in such manner, or in such quantity, that they are absorbed and give rise to a state of intoxication.

Enterosis (*en-ter-o'sis*) [*έντερον*, bowel; *νοσος*, disease; *pl.*, *Enterosis*]. Any intestinal disease.

Enterostenosis (*en-ter-o-ste-no'sis*) [*έντερον*, bowel; *στενωσις*, contraction]. Stricture or narrowing of the intestinal canal.

Enterostomy (*en-ter-ost'o-mo*) [*έντερον*, bowel; *στομα*, mouth]. Incision and suture of the small intestine to the abdominal wall for introduction of food by this artificial mouth, in case of impossibility of food-entrance by the normal route.

Enteroteratoma (*en-ter-o-ter-at-ot'-mah*) [*έντερον*, bowel; *τερας*, monster; *όμα*, tumor]. A solid tumor of the umbilicus in new-born infants, composed of the remains of the omphalic duct.

Enterotome (*en'-ter-ot-om*) [*έντερον*, bowel; *τομος*, cutting]. The name of various instruments used in cutting-operations upon the intestine.

Enterotomy (*en-ter-ot'-o-mi*) [*έντερον*, bowel; *τέμνειν*, to cut]. Incision, dissection, or anatomy of the intestine.

Enterozoön (*en-ter-oz-ō'*) [*έντερον*, intestine; *ζωον*, an animal; *φι*, *Enter-oz-ō'*]. A parasite of the intestine.

Entheomania (*n-thē-man-ā-n-ah*) [*ένθεος*, inspired; *μανία*, madness]. Mania in which the patient believes himself to be inspired; religious insanity.

Ethetic (*en-thē-tik*) [*ένθεου*, to put in]. Introduced; coming from without; applied especially to syphilitic and other specific contagious diseases. The list of ethetic diseases given by Dr. Harts-horne, in Pepper's "System of Medicine," is as follows: 1. Only produced by contact or inoculation—primary syphilis, gonorrhœa, vaccinia, hydrophobia. 2. Contagious also by atmospheric transmission through short distances—variola, varioloid, varicella, measles, diphtheria, scarlatina, rōtheln, mumps, whooping cough, typhus, relapsing fever. 3. Endemic, occasionally epidemic—malarial fever, dengue, yellow fever. 4. The zymotic or ethetic diseases—influenza, cerebrospinal fever, crysipelas, puerperal fever, tropical dysentery, typhoid fever, cholera, plague.

Entiris (*en-ti-ris*) [*έντις*, within; *ίρις*, rainbow]. The uvea of the iris, forming its inner and pigmentary layer.

Entoblast (*en'-to-blast*) [*έντός*, within; *βλαστός*, a bud, germ]. In biology, the nucleolus or germinal spot of a histologic cell. Cf. *Endoplastule*.

Entobliquus (*en-to-blī'-kui-us*) [*έντός*, within; *obliquus*, oblique]. The obliquus internus muscle of the abdomen. See *Muscles*, *Table of*.

Entobranchiate (*en-to-bran-ġ-ko-at*) [*έντός*, within; *βραγχία*, gills]. In biology, having internal or concealed branchia.

Entocarotid (*n-tē-kar-ot'-id*) [*έντός*, within; *κάρως*, superior]. The internal carotid artery. See *Arteries*, *Table of*.

Entocele (*en'-to-sel*) [*έντός*, within; *κίβη*, hernia]. Internal hernia, as through the diaphragm; ectopia; morbid displacement of an internal organ.

Entoceliac, or Entocelian (*en-to-sē'-le-ak*, or *en-to-sē'-le-an*) [*έντός*, within; *κελύα*, hollow]. Situated within a brain-cavity or ventricle.

Entochoroidea, or Entochorioidea (*en-to-ko-roī'-de-ah*, or *k-ō-roī'-de-ah*) [*έντός*, within; *χοροειδής*, like a membrane]. The inner lining of the choroid membrane of the eye, made up mainly of capillaries.

Entocinerea (*en-to-sin-ē'-re-ah*) [*έντός*, within; *κίνας*, a-hy]. Cineritious or gray brain-substance surrounding the cavities of the brain and spinal cord.

Entocondylar (*n-to-sin-ē'-lil-ar*) [*έντός*, within; *κονδύλος*, a condyle]. Pertaining to an inner condyle.

Entocondyle (*en-to-kon'-dī-lē*) [*έντός*, within; *κονδύλος*, a condyle]. An inner condyle, as of the humerus or the femur.

Entoconid (*en-to-kon'-id*) [*έντός*, within; *κωνός*, cone]. The inner and posterior cusp of a lower molar tooth.

Entocornea (*n-tē-kō-nē'-ak*) [*έντός*, within; *κων*, horn]. That part of Descemet's membrane that lines and adheres to the inner surface of the cornea.

Entocuneiform (*en-to-kun'-ē-fo-m*) [*έντός*, within; *κωνικός*, a wedge; *φόρμα*, form]. The inner cuneiform bone of the foot.

Entocyte (*en'-to-sit*) [*έντός*, within; *κύτος*, cell]. The contents of a cell, including nucleus, nucleolus, granulations, etc.

Entoderm (*en'-to-derm*) [*έντός*, within; *δέρμα*, skin]. Same as *Endoderm*.

Entoectad (*en-to-ek'-tad*) [*έντός*, within; *έκτός*, external; *ad*, to]. From within outward.

Entogastric (*en-to-gas'-trik*) [*έντός*, within; *γαστήρ*, stomach]. Relating to the interior of the stomach.

Entoglossal (*en-to-glos'-al*) [*έντός*, within; *γλώσσα*, tongue]. Situated within the tongue.

Entogluteus (*en-to-glūt'-ē-us*) [*έντός*, within; *γλουτός*, the rump]. The gluteus minimus muscle. See *Muscles*, *Table of*.

Entojugular Vein (*en-to-jū'-gu-lar*) [*έντός*, within; *jugular*, a little yoke]. The internal jugular vein. See *Vein*.

Entomere (*en'-to-mēr*) [*έντός*, within; *μέρος*, a part]. In embryology, one of the cells forming the center of the mass of blastomeres in the developing mammalian ovum, the outer blastomeres being called *ectomeres*.

Entomion (*en-to'-me-on*) [*έντομή*, notch]. See *Cranio-metric Points*.

Entomogenous (*en-to-moj'-en-us*) [*έντομου*, an insect; *γενής*, produced]. In biology, applied to fungi growing upon or within insects. Cf. *Entomophytous*.

Entomography (*en-to-mog'-ra-fē*) [*έντομον*, an insect; *γράφειν*, to write]. A written treatise on insects.

Entomology (*en-to-mol'-o-jē*) [*έντομου*, insect; *λέγειν*, to speak]. That department of zoölogy devoted to the description of insects.

Entomophilous (*en-to-moff'-il-us*) [*έντομον*, insect; *οίλειν*, to love]. Insect-loving or insect-attracting. **E. Flowers**, flowers attracting insects by their secretions and thus securing cross fertilization through the insects that carry the pollen to other flowers.

Entomophytous (*en-to-moff'-it-us*) [*έντομον*, insect; *φύσος*, grown]. In biology, applied to fungi that grow upon or within the bodies of insects. Cf. *Entomozoenous*.

Entomosis (*en-to-mol'-sis*) [*έντομου*, insect; *ρόσος*, disease]. Any disease due to parasitic insects.

Entomotaxy (*en-to-mo-taks'-ē*) [*έντομον*, insect; *τάξις*, arrangement]. The systematic preparation and arrangement of insects.

Entotomy (*en-to-mol'-o-mē*) [*έντομον*, insect; *τομή*, a cutting]. Insect anatomy.

Entomozoarria (*en-to-mo-zo-a'-re-ah*) [*έντομον*, an insect; *ζωον*, a living being]. A type of bilateral animals nearly equivalent to the *Arthropoda*.

Entonia (*en-to-nē-ah*) [*έντονια*, tension]. Rigidity or tension of a voluntary muscle; tonic spasm.

Entonic (*en-ton'-ik*) [*έντονια*, tension]. Characterized by entonia, or by violent tonic spasm.

Entoparasite (*en-to-par'-as-it*) [*έντός*, within; *παράσιτος*, parasite]. An internal parasite; an entozoan or entophyte.

Entopectoralis (*en-to-pek-tor-a'-līs*) [*έντός*, within; *pectoralis*, of the breast]. The pectoralis minor muscle. See *Muscles*, *Table of*.

Entoperipheral (*en-to-per-ī'-er-al*) [*έντός*, within; *περιφέρειν*, to carry around]. Originating or situated within, and not upon the periphery.

Entophthalmia (*en-toff-thal'-me-ah*) [*έντός*, within; *όφθαλμος*, a disease of the eyes]. Inflammation of the internal parts of the eyeball.

Entophyte (*en'-to-fit*) [*έντός*, within; *φύτον*, a plant]. An internal parasite of vegetable nature; as a schizomycete or bacterium.

Entoplastic (*en-to-plas'-tik*) [*έντός*, within; *πλάσσειν*, to form]. Same as *Endoplastic*.

Entoplastron (*en-to-plas'tron*) [*ἐντόπιον*, within; *πλαstron*, a breastplate: *pl.*, *Entoplastra*]. In biology, the internal clavicular scute, or anterior median piece of the plastron of a chelonian.

Entoptic (*en-top'tik*) [*ἐντόπιος*, within; *ὀπτικός*, pertaining to vision]. Pertaining to the internal parts of the eye. **E. Phenomena**, visual phenomena caused by peculiarities or imperfections of the eye itself, such as *muscæ volitantes*.

Entoptoscopic (*en-top-to-skop'ik*) [*ἐντόπιος*, within; *ὤψ*, eye; *σκοπεῖν*, to inspect]. Relating to entoptoscopy.

Entoptoscopy (*en-top-tos'ko-pe*) [*ἐντοπος*, within; *ὤψ*, eye; *σκοπεῖν*, to inspect]. The investigation or observational study of the interior of the eye, or of the shadows within the eye.

Entorectomy (*en-tor-ek'to-me*) [*ἐντερον*, bowel; *ἐκτομή*, excision]. Resection of a diseased portion of the bowel.

Entoretina (*en-to-ret'in-ah*) [*ἐντόπιος*, within; *retina*, retina]. The innermost layer of the retina, itself composed of five layers, and an inner limiting membrane.

Entorrhagia (*en-tor-a'je-ah*) [*ἐντοπος*, within; *ῥηγεῖν*, to burst forth]. Internal hemorrhage.

Entosternite (*en-to-ster'nit*). See *Endosternite*.

Entosthoblast (*en-tos'tho-blast*) [*ἐνθωστής*, from within; *βλαστός*, germ]. The supposed nucleus of a nucleolus.

Entostosis, or Entosteosis (*en-tos-to'sis, -tos-te-o'sis*) [*ἐντόπιος*, within; *ὀστέον*, bone]. An osseous growth within a medullary cavity.

Entotic (*en-tot'ik*) [*ἐντόπιος*, within; *ὄτις*, ear]. Pertaining to the internal ear. **E. Phenomena**, sounds caused by abnormalities of the auditory mechanism itself.

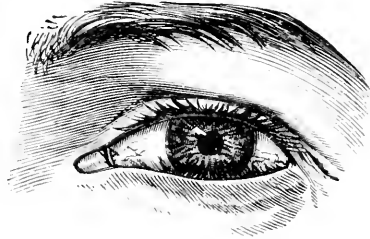
Entotriceps (*en-tot're-seps*) [*ἐντόπιος*, within; *τρις*, three; *κεφαλή*, head]. The internal head or division of the triceps muscle of the arm.

Entozoal (*en-to-zo'al*) [*ἐντόπιος*, within; *ζῷον*, an animal]. Caused by or dependent upon entozoa.

Entozoön (*en-to-zo'on*) [*ἐντόπιος*, within; *ζῷον*, an animal: *pl.*, *Entozoa*]. An animal parasite living within another animal.

Entrails (*en'trels*) [M.E., *entraile*]. The bowels and abdominal viscera.

Entropium (*en-tro'pe-um*). See *Entropion*.



ENTROPION.

Entropion (*en-tro'pe-on*) [*ἐν*, in; *τρέπειν*, to turn]. Inversion of the eyelid, so that the lashes rub against the globe of the eye, producing inflammation, pannus, etc. It may be cicatricial, organic, or spastic in origin. **E., Superciliary**, the incurvation of the hairs of the eyebrow into the palpebral fissure and against the conjunctiva, causing the same symptoms as are present in ordinary entropion.

Enucleation (*en-nu-kl-a'shun*) [*e*, out of; *nucleus*, a kernel]. The operation of excising or shelling-out from its seat or capsule a tumor, etc. **E. of Eye**, excision of the eyeball from the orbit.

Enucleator (*en-nu'kl-a-to'r*) [*e*, out of; *nucleus*, a kernel]. An instrument used in performing enucleation.

Enuresis (*en-u-re'sis*) [*ἐνυρίαις*, to be incontinent of urine]. Incontinence of urine. A frequent affection of early childhood, due to a variety of pathologic conditions, including the presence of ascariides, phimosis, and vulvitis. **E. nocturna**, involuntary emptying of the bladder during sleep.

Envelop (*en'vel-op*) [*Fr.*, *enveloppe*]. An investing membrane, or layer.

Environment (*en-vi'ron-ment*) [*Fr.* *environner*, to surround]. The totality of influences acting upon the organism from without. See *Evolution, Factors of*.

Enzoötic (*en-zo-o'tik*) [*ἐν*, in, or among; *ζῷον*, animal]. Affecting beasts in a certain district; as an enzoötic disease.

Enzoöty (*en-zo'o-te*) [*ἐν*, in, among; *ζῷον*, an animal]. An enzoötic disease.

Enzyme (*en'zim*) [*ἐν*, in; *ζῆμη*, leaven]. **1.** Kühne's name for the soluble ferments. **2.** Any ferment formed within the living organism. **3.** Any chemic or hydrolytic ferment, as distinguished from organized ferments, such as yeast. Enzymes are most active between 30° and 35° C., and are destroyed by boiling.

Enzymic (*en-zi'mik*) [*ἐν*, in; *ζῆμη*, leaven]. The nature of the action of an enzyme.

Enzymosis (*en-zi-mo'sis*) [*ἐν*, in; *ζῆμη*, leaven]. The action of an enzyme.

Enzymotic (*en-zi-mot'ik*) [*ἐν*, in; *ζῆμη*, leaven]. Pertaining to enzymes.

Eonosos, or Eonosus (*e-on'o-sos, or -sus*) [*ἠώς*, morning; *νοσος*, illness]. See *Morning Sickness*.

Eosin (*e'o-sin*) [*ἠώς*, the dawn], $C_{20}H_4Br_4O_5$. Tetra-bromfluorescein; an important dye produced by the action of bromin on fluorescein suspended in glacial acetic acid. It occurs in red or yellowish-red crystals, and is used as a stain in histology. See *Fuchsin*. **E. colors**. See *Pigments, Conspectus of*.

Eosinophile (*e-o-sin'o-phil*) [*eosin* from *ἠώς*, dawn; *φιλεῖν*, to love]. In bacteriology and histology, applied to microbes or histologic elements showing a peculiar affinity for eosin-stain.

Eosinophilous (*e-o-sin-off'il-us*) [*ἠώς*, dawn; *φιλεῖν*, to love]. Staining readily with eosin. Applied to certain granules in the lymphoid blood-cells that stain with acid anilin-dyes.

Epactal (*e-pak'tal*) [*ἐπιακτός*, brought in]. Intercalated; supernumerary; Wormian. **E. Cartilages**. See *Cartilage*.

Epanetus (*e-pan'et-us*) [*ἐπανέτος*, relaxing]. Remittent fever.

Epanisognathous (*ep-an-is-og'na-thus*) [*ἐπι*, upon; *ἄριστος*, unequal; *γνάθος*, jaw]. In biology, having the upper teeth narrower than the lower ones.

Epapophysis (*ep-ap'off'is-i*) [*ἐπί*, upon; *ἀπόφυσις*, apophysis]. A median process placed dorsad of the centrum of a vertebra.

Eparterial (*ep-ar'te-re-al*) [*ἐπί*, upon; *ἀρτηρία*, artery]. Situated above an artery.

Epaxial (*ep-aks'e-al*) [*ἐπί*, on; *ἄξες*, axis]. Situated or extending over an axis.

Epencephal (*ep-en'sef-al*). See *Epencephalon*.

Epencephalic (*ep-en'sef-all'ik*) [*ἐπί*, on; *ἐγκέφαλος*, brain]. Pertaining to the epencephalon.

Epencephalon (*ep-en'sef-al-on*) [*ἐπί*, on; *ἐγκέφαλος*, brain]. The after-brain or hind-brain; the cerebellum and pons taken together; or, as some define it, the cerebellum, pons, and oblongata taken together.

Ependyma (*e-pen'dim-ah*) [*ἐπέδνυμα*, an upper garment]. The lining membrane of the cerebral ventricles and of the central canal of the spinal cord; endyma.

Ependymal (*e-pen'dim-al*) [*ἐπέδνυμα*, an upper garment]. Pertaining to the ependyma.

- Ependymitis** (*ep-en-dim'i-tis*) [ἐπενδυα, an upper garment; *itis*, inflammation]. Inflammation of the ependyma.
- Ephebic** (*ep'e-bik*) [ἐφηβικός, belonging to puberty]. Pertaining to youth, adolescence, or puberty.
- Ephebology** (*ep'e-bol'j-i*) [ἐφηβικός, youth; *λογία*, science]. The science of youth, adolescence, and puberty.
- Ephedra** (*ep'e-dra*) [ἐφ, upon; ἔδρα, a seat]. A genus of gnetaceous plants with four N. American, several S. American, and many other species. See *Lycopodium*. **E. antisiphilitica**, and **E. trifurca**, of Texas, etc., are used in gonorrhoea, urethritis, and leukorrhoea, and as vulneraries. **E. andina**, of S. America, and **E. distachia** (or **vulgaris**), **E. equisetina**, **E. flava**, **E. fragilis**, and **E. monostachya**, of the old world, have similar properties.
- Ephedrin** (*ep'e-drin*) [ἐφ, upon; ἔδρα, a seat]. The active principle of *Ephedra vulgaris*, proposed as a mydriatic by Nagai. It is a cardiac depressant and harmless mydriatic. The dose of the hydrochlorate in collyria gr. ss in ℥ij distilled water. For instillation gutt ij-m. Unof.
- Ephelis** (*ep'e-lis*) [ἐφελος; ἐπι, on; ἦλος, wart; *pl.*, *Ephelidion*]. A freckle. See *Lentigo*.
- Ephemera** (*ep'e-m'era*) [ἐφήμερος, daily]. The name given by old physicians to short and slight febrile attacks occurring in the lying-in period. These fevers were of frequent occurrence, and of slight significance. They indicated a small amount of septic infection. **E. maligna**. See *Anglicus sudor*.
- Ephemeral** (*ep'e-m'era-al*) [ἐφήμερος, living a day]. Temporary. Applied to fevers that pass away in a day.
- Ephesis** (*ep'e-sis*) [ἐφεςος, a longing]. A longing; lust.
- Ephialtes** (*ep'e-al'tes*) [ἐπιήλυτος; ἐπι, upon; ἄλλειν, to leap]. See *Nichimare*.
- Ephidrosis** (*ep'i-dro'sis*) [ἐπι, upon; ἰδρωσις, sweating]. Perspiration. See *Hyperhidrosis*. **E. cruenta**, bloody sweat. See *Hemidrosis*. **E. flava**, yellow sweat. **E. lactea**, white or milky sweat. **E. nigra**, black sweat. **E. tincta**. See *Chromidrosis*. **E. viridis**, greenish sweat.
- Ephippium** (*ep'i-p'ium*) [ἐπιππιον, saddle-cloth; ἐπι, on; ἵππος, horse; *pl.*, *Ephippia*]. 1. Same as *Selliturus*. 2. In biology, saddle-shaped capsules formed from the carapace of adult cladocera, and containing the winter or ephippial eggs.
- Epian** (*ep'yan*) [Fr., a raspberry]. The yaws; frambesia, *q. v.*
- Epiblast** (*ep'i-blast*) [ἐπι, upon; ἔκαστος, a sprout]. The external or upper layer of the blastoderm, called, also, the *ectoderm* or *neur-epidermal layer*, from which is developed the central nervous system and epidermal tissues, including the epithelium of the sense-organs.
- Epibema** (*ep'i-be-ma*) [ἐπι, upon; ἄρδεν, to throw; to throw over or to cloak]. In biology, the imperfectly formed epidermis in submerged plants and on the extremities of growing roots.
- Epibole** (*ep'i-bol*). See *Ephiboly*.
- Epiboly** (*ep'i-bol*) [ἐπι, upon; ἄρδεν, to throw]. In biology, a term introduced by Salenka to indicate the enclosure of the large yolk-mass by the overgrowth of cleavage cells. Cf. *Emboly*.
- Epibranchial** (*ep'i-bran'ch-ial*) [ἐπι, upon; βράγχια, gill]. In anatomy, applied to various structures; as that part of the integument of a crustacean that forms part of the roof of the branchial chamber; the terminal horn of the hyal plate of a bird, etc.
- Epibulbar** (*ep'i-bul-bar*) [ἐπι, upon; βύβη, bulbous, bulb]. Situated on the globe of the eye; as an epibulbar tumor.
- Epicalyx** (*ep'e-ka'l-lyks*) [ἐπί, upon; κάλυξ, calyx; *pl.*, *Epicalyces*]. In biology, an involucre resembling an exterior or accessory calyx.
- Epicanthis** (*ep'e-kan'this*) [ἐπικανθίς; *pl.*, *Epicanthides*]. See *Epicanthus*.
- Epicanthus** (*ep'e-kan'thus*) [ἐπί, on; κανθός, angle of the eye]. A fold of skin passing from the nose to the eyebrow over the inner canthus of the eye.
- Epicardium** (*ep'e-ka'r'de-um*) [ἐπι, upon; καρδία, heart]. The visceral layer of the pericardium.
- Epicarp** (*ep'e-ka-rp*) [ἐπι, upon; καρπος, fruit]. In biology, the outer skin of a fruit.
- Epicele**, **Epicœle** (*ep'i-sel*) [ἐπι, upon; κοιλία, belly]. 1. In biology, applied to such a body-cavity as that of vertebrates or that represented by the atrium of an ascidium. 2. The cephalic portion of the fourth ventricle, constituting the cavity of the epencephalon.
- Epicentral** (*ep'e-sen'tral*) [ἐπι, upon; κέντρον, center]. In biology, adhering to a vertebral centrum, as some of the scleral spines in the herring.
- Epicerebral** (*ep'e-ser'e-bral*) [ἐπι, upon; cerebrum, the brain]. Situated over or on the cerebrum; as the epicerebral space between the brain and the pia.
- Epicheilium** (*ep'e-ki'l'e-um*) [ἐπι, upon; χείλος, lip, brim; *pl.*, *Epicheilia*]. In biology, applied to the upper portion of the lip of an orchid.
- Epichorion** (*ep'e-ko'r'e-on*) [ἐπι, upon; χόριον, the chorion]. 1. The decidua reflexa. 2. The epidermis.
- Epiclidium** (*ep'e-klid'e-um*) [ἐπί, upon; κλειδιον, clavicle; *pl.*, *Epiclidia*]. In biology, a separate ossification of the distal end of the clavicle in birds; according to Parker it represents the precoracoid of reptiles.
- Epiclinal** (*ep'e-klid'nal*) [ἐπί, upon; κλινη, a bed]. In biology, placed upon the receptacle.
- Epicœlia** (*ep'e-sel'e-ah*). See *Epicele*.
- Epicoma**, **Epicomus** or **Epicome** (*ep'ik'o-mah*, *ep'ik'o-mus*, *ep'ik'o-me*) [ἐπί, upon; κόμη, hair]. A parasitic monstrosity having an accessory head united to the principal fetus by the summit.
- Epicondylar** (*ep'e-kon'dil-ar*) [ἐπι, upon; κώνδυλος, a condyle]. Relating to an epicondyle.
- Epicondyle** (*ep'e-kon'dil*) [ἐπι, upon; κώνδυλος, a condyle]. 1. Any supracondylar eminence upon a bone, as the humerus. 2. Less correctly, the external condyle of the humerus.
- Epicondylar-cubitalis** (*ep'e-kon'dil-o-ku-bit-a'l-is*) [ἐπικώνδυλος, an epicondyle; cubitum, the elbow]. The anconeus muscle. See *Muscles*, *Table of*.
- Epicondyloradialis** (*ep'e-kon'dil-o-ra-de-a'l-is*) [ἐπικώνδυλος, an epicondyle; radius, the radius]. The supinator brevis muscle. See *Muscles*, *Table of*.
- Epicotyl** (*ep'e-ko't-il*) [ἐπί, on; κοτυληδών, a cup-shaped hollow (cotyledon)]. In biology, the stem of a young plant between the cotyledons and the lowest true leaves.
- Epicranial** (*ep'e-kran'ne-al*) [ἐπί, upon; κρανιον, the cranium]. Relating to the epicranium.
- Epicranium** (*ep'e-kran'ne-um*) [ἐπί, upon; κρανιον, cranium]. The structures covering the cranium.
- Epicrisis** (*ep'e-kr'i-sis*) [ἐπίκρσις, determination]. The phenomena of disease succeeding the crisis; a secondary crisis.
- Epicrusis** (*ep'e-kr'u-sis*) [ἐπι, upon; κρούσις, stroke]. 1. Massage by strokes or blows; percussion; therapeutic scourging.
- Epicymate** (*ep'e-si-e-mat*) [ἐπί, upon; κύημα, an embryo]. In embryology, applied to that form of development in which the embryo remains outside and above the yolk-vesicle. It is characteristic of fishes and batrachians.
- Epicyesis** (*ep'e-si-e-sis*) [ἐπι, over; κείειν, to be pregnant]. Superfetation.

Epicystic (*ep-e-sis'-tik*) [*ἑπί, upon; κύστις, bladder*]. Suprapubic; situated above the urinary bladder.

Epicystitis (*ep-e-sis-ti'-tis*) [*ἑπί, upon; κύστις, bladder; ιτις, inflammation*]. Inflammation of the tissues above the bladder.

Epicystostomia (*ep-e-sis-to'-to'-me-ah*). Same as *Epicystotomy*.

Epicystotomy (*ep-e-sis-to'-o-me*) [*ἑπί, upon; κύστις, a bladder; τέμνειν, to cut*]. Suprapubic incision of the bladder.

Epicyte (*ep'-e-sit'*) [*ἑπί, upon; κύττω, cell*]. The cell-wall or hyaline cuticle of cells.

Epidemesis (*ep-e-dem'-el-sis*) [*ἑπιδημησις*]. Same as *Epidemia*.

Epidemia (*ep-e-de'-me-ah*) [*ἑπιδημία, an epidemic*]. Any epidemic disease, or epidemic of disease. **E. puerorum**. Synonym of *Whooping-cough*.

Epidemic (*ep-e-dem'-ik*) [*ἑπί, upon; δῆμος, people*]. A term applied to diseases that involve large numbers of persons, or spread over a wide area, in contradistinction to *Endemic*.

Epidemicity (*ep-e-dem-is'-it-e*) [*ἑπί, upon; δῆμος, a people*]. The quality of being epidemic.

Epidemiography (*ep-e-de-me-og'-ra-fee*) [*ἑπιδημιος, epidemic; γράφειν, to write*]. A description of epidemic diseases.

Epidemiologic (*ep-e-dem-e-o-loj'-ik*) [*ἑπιδημιος, epidemic; λόγος, science*]. Relating to epidemiology.

Epidemiology (*ep-e-dem-e-ol'-o-je*) [*ἑπιδημιος, epidemic; λόγος, science*]. The science of epidemic diseases.

Epidemy (*ep'-e-dem-e*). See *Epidemia*.

Epiderm (*ep'-e-derm*). See *Epidermis*.

Epiderma (*ep-e-der'-mah*) [*ἑπί, upon; δέρμα, skin; pl., Epidermata*]. Any abnormal outgrowth from the epidermis.

Epidermal (*ep-e-der'-mal*) [*ἑπί, upon; δέρμα, skin*]. Relating to or composed of epiderm.

Epidermatic, Epidermic (*ep-e-der-mat'-ik, -der'-mik*) [*ἑπί, upon; δέρμα, skin*]. Relating to the epidermis. **E. Method**, a method of administering medicinal substances by applying them to the skin. It is also called *lateral method*.

Epidermatoid (*ep-e-der'-mat-oid*) [*ἑπί, upon; δέρμα, skin; εἶδος, likeness*]. Resembling the epidermis.

Epidermic (*ep-e-der'-mik*). Same as *Epidermatic*. **E. Erythema**. See *Acrodermia*. **E. Globes**. See *Cancer-nests*. **E. Grafting**. See *Reverdin's Operation in Operations, Table of*. **E. Pearls**. See *Cell-nests*.

Epidermidomycosis (*ep-e-der'-mid-o-mi-kot'-sis*) [*ἑπιδερμικός, epiderm; μύκωσις, fungus*]. A disease due to the growth of parasitic fungi upon the skin.

Epidermin (*ep-e-der'-min*) [*ἑπί, upon; δέρμα, skin*]. A base for ointments prepared by melting one-half ounce of white wax in a warm mortar and triturating with this one-half ounce of powdered gum arabic until a homogeneous paste is obtained. To this is added a boiling mixture of one-half ounce each of water and glycerin and the whole is stirred until cold. Epidermin, thus prepared, is a semi-fluid, creamy substance, which, when exposed to the air in a thin layer, forms a strongly adherent, flexible pellicle or coating. When medicaments are to be added they are always previously rubbed up in glycerin.

Epidermis (*ep-e-der'-mis*) [*ἑπί, upon; δέρμα, the skin*]. The outer layer of the skin. The scarf-skin, consisting of a layer of horny cells, that protects the true skin. It has neither blood-vessels nor nerve-filaments. **E., Appendages of**, a generic name for the hair, nails, etc., growing from the epiderm.

Epidermization (*ep-e-der-miz'-al-shun*) [*ἑπιδερμικός, epiderm*]. 1. The formation of epiderm. 2. Skin-grafting.

Epidermolysis (*ep-e-der-moll'-is-is*) [*ἑπιδερμικός, epiderm; λύσις, separation*]. Acantolysis bullosa; Dermatitis bullosa; a rare skin-disease in which bullae form upon the slightest pressure. The disease shows itself in infancy, and occurs especially upon the hands and feet. The lesion begins as a red spot, which is itchy; in two hours a bulla forms, enlarges, and then gradually subsides, drying into a scale. It is most pronounced in summer.

Epididymal, or Epididymic (*ep-e-did'-em-al, -im-ik*) [*ἑπί, upon; δίδυμοι, the testes*]. Relating to the epididymis.

Epididymis (*ep-e-did'-im-is*) [*ἑπί, upon; δίδυμοι, the testes*]. The small body lying above the testes. The superior end is the *globus major*, the inferior, the *globus minor*.

Epididymitis (*ep-e-did-im-i'-tis*) [*ἑπιδιδυμικός, epididymis; ιτις, inflammation*]. Inflammation of the epididymis.

Epidosis (*ep-id'-o-sis*) [*ἑπιδωσις*]. Enlargement; increase; exacerbation.

Epidrome (*ep-id'-ro-me*) [*ἑπιδρομή, a running upon*]. Active, or (more often) passive, congestion.

Epidural (*ep-e-dur'-ral*) [*ἑπί, upon; δούρα, hard*]. Upon or over the dura. **E. Space**, the space outside the dura mater of the spinal cord and brain.

Epifolliculitis (*ep-e-fol-ik-u-lit'-tis*) [*ἑπί, upon; folliculus, a follicle; ιτις, inflammation*]. Inflammation seated about the hair-follicles of the scalp.

Epigamic (*ep-e-gam'-ik*) [*ἑπί, upon; γάμος, marriage*]. In biology, applied to those bright tints and patterns displayed by many animals during courtship. Cf. *Allepigamic*.

Epigaster (*ep-e-gas'-ter*) [*ἑπί, upon; γαστήρ, belly*]. The large intestine; hindgut.

Epigastralgia (*ep-e-gas-tral'-je-ah*) [*ἑπιγαστρικός, epigastrium; άλγος, pain*]. Pain in the epigastrium.

Epigastric (*ep-e-gas'-trik*) [*ἑπί, upon; γαστήρ, belly*]. Relating to the epigastrium. **E. Reflex**. See *Reflex, Table of*.

Epigastrium (*ep-e-gas'-tre-um*) [*ἑπί, upon; γαστήρ, stomach*]. The upper and middle part of the abdominal surface; the epigastric region.

Epigastrium (*ep-e-gas'-tre-us*) [*ἑπί, upon; γαστήρ, the stomach*]. A form of double-monstrosity, in which one fetus in an undeveloped condition is contained within the epigastric region of the other.

Epigea, or Epigæa (*ep-e-je'-ah*) [*ἑπί, upon; γαῖα, earth*]. A genus of trailing ericaceous plants. **E. repens**, trailing arbutus of N. America, has valuable diuretic properties. See *Trailing Arbutus*.

Epigeal (*ep-e-je'-al*) [*ἑπί, upon; γαῖα, the earth*]. In biology, growing on or out of the ground, or living near the surface of the ground.

Epigenesis (*ep-e-jen'-e-sis*) [*ἑπί, upon; γίνομαι, generation*]. In biology, the theory that holds the embryo to be the result of the union of the male and female elements, and the fully formed organism the result of a gradual process of differentiation, in distinction to the theory of encasement, preformation, or evolution, which held the embryo to preexist enfolded in a minute form within the germ.

Epigenous (*ep-ji'-en-u*) [*ἑπί, upon; γίνομαι, produced*]. In biology, growing upon the surface or upper side of a leaf or other part, as many fungi. Cf. *Epiphyllous*.

Epigeous (*ep-e-je'-us*) [*ἑπί, upon; γαῖα, the earth*]. In biology, growing on or near the ground. Same as *Epigeal*.

Epiglottic (*ep-e-glott'-ik*) [*ἑπί, upon; γλωττίς, glottis*]. Relating to the epiglottis.

Epiglottiditis (*ep-e-glott-ik-i'-tis*) [*ἑπιγλωττίς, epiglottis; ιτις, inflammation*]. Inflammation of the epiglottis.

Epiglottis (*ep-e-glō'tis*) [*ἔπι*, upon; *γλωττίς*, glottis]. A thin fibro-cartilaginous valve that aids in preventing food and drink from passing into the larynx.

Epiglottitis (*ep-e-glō'ti-tis*). See *Epiglottiditis*.

Epignathous (*ep-i-gnā'thū*) [*ἔπι*, upon; *γνάθος*, jaw]. In biology, hook billed; applied to birds in which the upper half of the beak overreaches the under half and is deflected over it.

Epignathus (*ep-i-gnā'thu*) [*ἔπι*, upon; *γνάθος*, jaw]. A twin monstrosity in which the parasite is united to the superior maxillary bone of the autosite.

Epigonium (*ep-e-gō'ni-um*) [*ἔπι*, upon; *γόνη*, seed]. In biology, the old Archegonium in mosses and *Hepatiza*, after the capsule has developed.

Epigynous (*ep-i-gī'nu-s*) [*ἔπι*, upon; *γυνή*, a woman]. In biology, growing upon the ovary.

Epihippic Fever (*ep-i-hī'p-i-ki*) [*ἔπι*, upon; *ἵππος*, horse]. See *Fever*.

Epilation (*ep-i-lā'ti-ōn*) [*ep*, out of; *pilus*, a hair]. The extraction of hair.

Epilatorium (*ep-i-lā'tō-ri-um*) [L.]. An application for permanently removing hair.

Epilatory (*ep-i-lā'tō-ri-ous*) [*ep*, out of; *pilus*, a hair]. 1. Extracting the hairs; depilatory. 2. An epilatorium.

Epilemma (*ep-e-lē'mā'thē*) [*ἔπι*, upon; *ἕμμα*, husk; *pl.*, *Epilomma*]. The neurilemma of very small branches or funiculi of nerve-filaments.

Epilepsia (*ep-i-lē'p-si-ah*). See *Epilepsy*. **E. cur-siva**. See *Epilepsy, Accelerative*. **E. gravis**. See *Grand mal*. **E. larvata**. See *Epilepsy, Masked*. **E. mitis**. See *Petit mal*. **E. saltatoria**. Synonym of *Chorea*. **E. vertiginosa**, *Petit mal, q. v.*

Epilepsy (*ep-i-lē'p-si-ah*) [*ἔπι*, laying hold of]. A nervous affection characterized by sudden loss of consciousness and power of coordination of motion with tonic and clonic convulsions, the paroxysms lasting but a short time. This form of the disease is the "true" affection, the *haut mal* or *grand mal* of the French. The *petit mal* (*abortive epilepsy, epileptic attack*) is less severe, and may consist of only a slight loss of consciousness, with retained coordination of motion. The so-called *epileptiform seizure* is a localized convulsion without loss of consciousness. See *Epilepsy, Jacksonian*. An epileptic seizure is often introduced by an *aura*, a peculiar sensation preceding the spasmodic seizure, which is quickly followed by the characteristic *epileptic cry*. The origin of the epileptic attack is in all probability a powerful discharge of energy from the cortical cerebral cells. The disease is most common in females, and is influenced by heredity and age; it is rare for it to occur after forty years of age. Traumatism and severe mental strain may act as exciting causes. **E., Accelerative**, *Leptocoma*. **E. abortive**, epilepsy in which the patient runs before falling down in a fit. **E., Acute Infantile**, a name given to the clampsia of infants. **E., Cardiac**, paroxysmal tachycardia. **E., Cortical**. See *Leptocoma*. **E., Focal**. See *E., Jacksonian*. **E., Jacksonian**, spasmodic contractions in a certain group of muscles due to local disease of the cortex of the brain limited to one-half of the body and with retention of consciousness. **E., Masked**, *Leptocoma*. **E., Severe**, a form of true epilepsy, in which the patient does not fall. **E., Partial**, *Leptocoma*. **E., Peripheral**. Same as *Leptocoma*. **E., Pleural**. See *Pleural*. **E., Procursive**, a name given to a condition of the body in some special diseases. **E., Reflex**, due to some reflex neuritis. **E. of the Retina**, a temporary anemia of the retina as early observed during an epileptiform seizure. **E., Saturnine**, epileptiform convulsions due to lead poisoning. **E., Sensory**, *Thalamic epilep-*

sy; a form of epilepsy in which sensory disturbances predominate; it is believed to be due to a lesion of the optic thalamus. **E., Spinal**, paroxysms of clonic spasm in the lower extremities sometimes observed in the course of spastic paraplegia. **E., Symptomatic**. See *E., Jacksonian*. **E., Thalamic**. See *E., Sensory*. **E., Toxic**, that induced by toxic substances in the blood.

Epileptic (*ep-il-ep'tik*) [*ἔπι*, laying hold of]. Pertaining to or like epilepsy. Also one affected with epilepsy. **E. Aura**. See *Aura*. **E. Cry**, the vocal sound or cry in epilepsy, from laryngeal spasm. **E. Equivalents**, instead of the convulsive attacks in epilepsy there may from time to time be transient psychic disturbances that consist in states of either excitement or depression. These are the so-called *epileptic equivalents*. **E. Hemiplegia**, sometimes follows the fit, especially after unilateral convulsions. **E. Interval**, the period of time between the epileptic paroxysms. During this period there are in the majority of cases, if not in all, some abnormal manifestations, as disorders in the cardiac rhythm, irregularity in the pupils, and cerebral disorders. **E. Mania**, slight maniacal tendencies following or taking the place of the fit. **E. Seizure**. See *Epilepsy*. **E. State**, a state of profound and sometimes comatose depression, with frequently recurring epileptic attacks, often speedily fatal. **E. Vertigo**, giddiness is a common sensation of epilepsy, but is erroneously applied to attacks of minor epilepsy.

Epilepticism (*ep-il-ep'tis-i-zm*) [*ἔπι*, laying hold of]. The epileptic state, or status epilepticus.

Epileptiform (*ep-il-ep'tif-orm*) [*ἔπι*, laying hold of; *forma*, form]. Resembling epilepsy in the symptoms. **E. Tic**, a variety of facial neuralgia accompanied by spasmodic movements of the face. This occurs in the degenerative period of life, and especially in those who present a decided family history of insanity.

Epileptiginous (*ep-il-ep'tij-in-us*). Same as *Epileptogenous*.

Epileptogenous (*ep-il-ep-toij-en-us*) [*ἔπι*, laying hold of; *γεννᾶν*, to produce]. Producing epilepsy. **E. Zone**, Brown-Séguard's term for that portion of the skin of the face and neck of guinea-pigs which, if irritated after section of the spinal cord near the twelfth dorsal vertebra, will give rise in a short time to epileptiform convulsions.

Epileptoid (*ep-il-ep'toid*) [*ἔπι*, laying hold of; *εἶδος*, likeness]. 1. Resembling epilepsy. 2. A person subject to various nervous attacks of the general nature of epilepsy.

Epilobium (*ep-il-ō'be-um*) [*ἔπι*, upon; *λοβός*, a pod, a lobe]. A genus of herbs including the *willow-herb*, a demulcent, tonic, and astringent drug.

Epilose (*ep'il-os*) [*ep*, priv.; *pilosus*, hairy]. Without hair; bald.

Epilymph (*ep'e-lymf*) [*ἔπι*, upon; *lymphā*, water]. The fluid between the bony and the membranous labyrinths.

Epimerite (*ep-e-mē-rit*) [*ἔπι*, upon; *μηρός*, thigh]. In biology, an anterior, deciduous, proboscis-like, prehensile organ, attached to the protomerite or anterior segment of a septate gregarine.

Epimeron (*ep-e-mē-ron*) [*ἔπι*, upon; *μηρός*, thigh]. In biology, one of the lateral pieces helping to form the pleuron, or a part of the segment of an arthropod, often giving attachment to the legs.

Epimytilis (*ep-im'il-is*) [*ἔπι*, over; *μύζη*, millstone]. The patella.

Epinasty (*ep-i-nas-te*) [*ἔπι*, upon; *ναστός*, pressed close]. In biology, curvature produced by excessive growth on the upper side of an extended organ.

Epinephritis (*ep-e-nef-ri'-tis*) [*ἐπί*, upon; *νεφρός*, kidney; *itis*]. Inflammation of a supra-renal capsule.

Epineural (*ep-e-nū'-ral*) [*ἐπί*, upon; *νεῦρον*, a nerve]. In biology, applied to structures attached to a neural arch.

Epineurium (*ep-e-nū'-re-um*) [*ἐπί*, upon; *νεῦρον*, a nerve]. The nerve-sheath, or sheath of any of the larger fascicles of nerve-tissue.

Epinyctis (*ep-in-ik'-tis*) [*ἐπί*, upon; *νύξ*, night]. A pustule appearing or becoming worse at night.

Epiopticon (*ep-e-op'-tik-on*) [*ἐπί*, upon; *ὀπτικός*, of seeing]. In biology, a ganglionic swelling in the optic nerve of insects (Hickson).

Epiotic (*ep-e-ot'-ik*) [*ἐπί*, above; *ὄς*, ear]. Situated above or on the cartilage of the ear.

Epipastic (*ep-e-pas'-tik*) [*ἐπιπάζειν*, to sprinkle]. Designed to be sprinkled upon some surface; sprinkled with some substance; applied to plasters sprinkled with some agent, as cantharides, used as a vesicant.

Epipedometer (*ep-e-pe-dom'-et-er*) [*ἐπιπεδον*, surface; *μετρον*, measure]. An instrument for use in measuring various complex deformities of the body.

Epipetalous (*ep-e-pet'-al-us*) [*ἐπί*, upon; *πέταλον*, leaf or petal]. In biology, applied to stamens or other structures when borne upon the petals.

Epipharynx (*ep-e-far'-inks*) [*ἐπί*, upon; *φάρυγξ*, pharynx]. In biology, the median projection on the internal surface of the upper lip of an insect.

Epiphomenon (*ep-e-fe-nom'-en-on*) [*ἐπί*, on; *φαινόμενον*, phenomenon: *pl.*, *Epiphomenia*]. An exceptional sequence or unusual complication arising in the course of a disease.

Epiphora (*e-pif'-or-ah*) [*ἐπιφορά*; *ἐπί*, upon; *φέρειν*, to bear]. A habitual or persistent overflow of tears, due to over-secretion or impeded outflow through the normal channels of excretion. Lachrymation, *q. v.*

Epiphyllous (*ep-e-fil'-us*) [*ἐπί*, upon; *φύλλον*, a leaf]. In biology, borne on a leaf, as certain fungi. Cf. *Epigenous*.

Epiphyseal, or Epiphysial (*ep-e-fiz'-e-al*) [*ἐπί*, upon; *φύειν*, to grow]. Relating to or of the nature of an epiphysis.

Epiphyseitis (*ep-e-fiz-e-il'-tis*) [*ἐπιφύσις*, an epiphysis; *itis*, inflammation]. Inflammation of an epiphysis, or of the epiphyseal part of a bone.

Epiphysis (*e-pif'-is-is*) [*ἐπί*, upon; *φύειν*, to grow]. A process of bone attached for a time to another bone by cartilage, but in most cases soon becoming consolidated with the principal bone. **E. cerebri**, the pineal gland.

Epiphysitis (*e-pif-is-il'-tis*). See *Epiphyseitis*.

Epiphyte (*ep'-e-fit*) [*ἐπί*, upon; *φύτον*, a plant]. In biology, a plant growing on another plant, but not nourished by it; also, a parasitic plant living upon another plant; also, a plant parasitic upon an animal.

Epiplasm (*ep'-e-plasm*) [*ἐπί*, upon; *πλάσμα*, plasma]. In the sporangium of many fungi, a part of the protoplasm remaining after formation of the spores.

Epiplastron (*ep-e-plas'-tron*) [*ἐπί*, upon; *F.*, *plastron*, a breastplate]. In biology, one of the two anterior lateral plates of the plastron of a turtle; probably the homologue of the clavicle of other vertebrates.

Epiplerosis (*ep-e-ple-ro'-sis*) [*ἐπί*, upon; *πληρωσις*, filling]. Engorgement; repletion; distention.

Epipleura (*ep-e-plt'-rah*) [*ἐπί*, upon; *πλευρά*, a rib]. In biology, variously used to designate a structure superposed upon a rib, as the spines of certain fishes, the hooked processes or splint-bones passing from rib to rib in birds, or the inflexed outer border of a beetle's elytrum.

Epiplexus (*ep-e-pleks'-us*) [*ἐπί*, upon; *πλεξυς*, a network]. The choroid plexus of the epicele.

Epiplocele (*e-pip'-lo-sel*) [*ἐπιπλόων*, caul; *κήλη*, hernia]. Omental hernia.

Epiplerocele (*e-pip-lo-en-ter'-o-sel*) [*ἐπιπλόων*, caul; *εντερον*, intestine; *κήλη*, hernia]. A hernia containing both omentum and intestine.

Epipleroöschecele (*ep-ip-lo-en-ter-o-os'-o-sel*) [*ἐπιπλόων*, caul; *εντερον*, intestine; *ὄσχεον*, scrotum; *κήλη*, hernia]. Intestinal and omental hernia into the scrotum.

Epiplöic (*ep-ip-lo'-ik*) [*ἐπιπλόων*, caul]. Relating or belonging to the epiploön.

Epiplöischocele (*ep-ip-lois'-ke-o-sel*) [*ἐπιπλόων*, caul; *ισχίον*, hip; *κήλη*, hernia]. Omental hernia through the sciatic notch or foramen.

Epiplöitis (*e-pip-lo-il'-tis*) [*ἐπιπλόων*, caul; *itis*, inflammation]. Inflammation of the omentum; omental peritonitis.

Epiplömerocèle (*ep-ip-lo-mer'-o-sel*) [*ἐπιπλόων*, caul; *μηρός*, thigh; *κήλη*, hernia]. Femoral hernia containing omentum.

Epiplomhalocèle (*ep-ip-lom-hal'-o-sel*) [*ἐπιπλόων*, caul; *ὀμφάλος*, navel; *κήλη*, hernia]. Umbilical hernia with protruding omentum.

Epiplöön (*e-pip'-lo-on*) [*ἐπί*, upon; *διπλόος*, double: *pl.*, *Epiploa*]. The great omentum. **E.**, **Gastrocolic**, the great omentum. **E.**, **Gastro-hepatic**, the lesser omentum.

Epiplöschecele (*ep-ip-los'-ke-o-sel*) [*ἐπιπλόων*, caul; *ὄσχεον*, scrotum; *κήλη*, hernia]. Omental hernia descending into the scrotum.

Epi-podite (*e-pif'-o-dit*) [*ἐπί*, upon; *πούς* (ποδ-), foot]. A third appendage of the limb of a crustacean, articulating with the coxopodite, and passing into the branchial chamber; it is also called the *flabellum*.

Epi-podium (*ep-e-po'-de-um*) [*ἐπί*, upon; *πούς* (ποδ-), foot]. In biology, one of the lateral appendages of the foot in certain molluscs, as the wing-like structures of pteropods.

Epi-psyche (*ep-is-il'-ke*) [*ἐπί*, after; *ψυχή*, soul]. Applied by Haeckel to the oblongata proper.

Epi-pteríc (*ep-ip-ter'-ik*) [*ἐπί*, upon; *πτερόν*, a wing]. Situated over the alisphenoid. **E. Bone**. See *Bone*.

Epi-pterous (*e-pip'-ter-us*) [*ἐπί*, upon; *πτερόν*, a wing]. In biology, winged at the top; applied to seeds.

Epi-rhizous (*ep-e-ri'-zi-us*) [*ἐπί*, upon; *ρίζα*, root]. In biology, growing upon roots.

Epi-scleral (*ep-e-skle'-ral*) [*ἐπί*, upon; *σκληρός*, hard, sclerotic]. Situated on the outside of the sclerotic coat.

Epi-scleritis (*ep-e-skle-ri'-tis*) [*ἐπί*, upon; *σκληρός*, hard; *itis*, inflammation]. A localized inflammation of the subconjunctival tissues.

Epi-seio- (*ep-is'-e-o-*). For words thus beginning, see *Episio-*.

Epi-sioncus (*ep-e-si-ong'-kus*) [*ἐπισιονον*, pubes; *ὄκος*, a mass]. A tumor in the pubic region, or of the labia.

Epi-seitis (*ep-is-e-il'-tis*). See *Episioitis*.

Epi-sematic (*ep-e-sem-at'-ik*) [*ἐπί*, upon; *σημα*, a sign]. In biology, applied to that form of mimetic coloration which serves as a signal of recognition to other individuals and thus enables them to escape; as the white tail of the rabbit. (Poulton.)

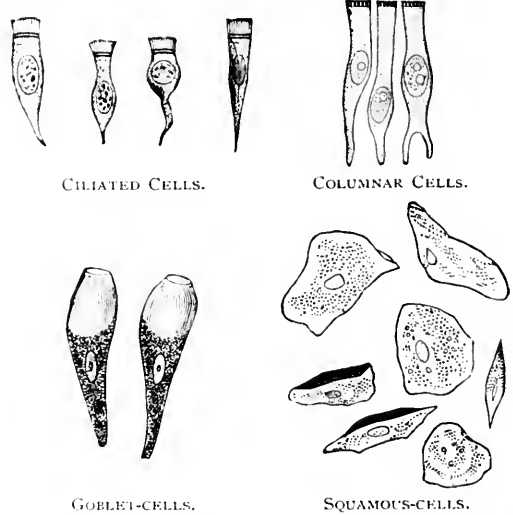
Epi-siocele (*ep-e-sil'-o-sel*) [*ἐπισιονον*, pubes; *κήλη*, hernia]. Pudendal hernia; vulvar protrusion.

Epi-sioclísia (*ep-e-si-o-kli's'-e-ah*) [*ἐπισιονον*, pubes; *κλίσις*, locking, closure]. Surgical closure of the vulva.

Epi-siohematoma (*ep-e-si-o-hem-at-o'-mah*) [*ἐπισιονον*, pubes; *αίμα*, blood; *ῥα*, tumor: *pl.*, *Episiohematoma*]. Hematoma of the vulva or pudenda.

- Episioitis** (*ep-ē-si-ō-i-tis*) [*ἔπισιον*, pubes; *ίτις*, inflammation]. Inflammation of the pudenda.
- Episioplasty** (*ep-ē-si-ō-plas-tē*) [*ἔπισιον*, pubes; *πλασσειν*, to form]. A plastic operation upon the pubic region, or on the vulva.
- Episiorrhagia** (*ep-ē-si-ō-rhā-giā*) [*ἔπισιον*, the pubes; *ρῆξις*, to break forth]. Hemorrhage from the vulva.
- Episiorrhaphy** (*ep-ē-si-ō-rhā-phē*) [*ἔπισιον*, pubes; *ρῆσις*, seam]. An operation for the cure of prolapsed uterus or procidentia uteri.
- Epistostenosis** (*ep-ē-si-ō-stē-nō-sis*) [*ἔπισιον*, pubes; *στενός*, narrow]. Contraction or narrowing of the vulva, whether surgical or pathologic.
- Episiotomy** (*ep-ē-si-ō-tō-mē*) [*ἔπισιον*, vulva; *τομή*, section]. Incision through the vulva in childbirth, to prevent rupture of the perineum and to facilitate labor.
- Epispadias** (*ep-ē-si-ā-dī-as*) [*ἔπι*, above; *σπῆλαι*, to pierce]. Abnormal opening of the urethra upon the upper part of the penis, either on the dorsum or on the glans.
- Epispasis** (*ep-ē-si-pā-sis*) [*ἔπι*, upon; *σπῆσις*, a drawing]. An eruption or skin-affection due to medical treatment; a drug-exanthem.
- Epispastic** (*ep-ē-si-pas-tik-ē*) [*ἔπι*, upon; *σπῆσις*, a drawing]. 1. Rubefacient, or vesicatory. 2. A vesicatory or substance producing a blister.
- Episperm** (*ep-ē-sper-m*) [*ἔπι*, upon; *σπέρμα*, seed]. In biology, the outer seed-coat, also called the testa.
- Episplenitis** (*ep-ē-splē-nī-tis*) [*ἔπι*, upon; *σπλήν*, spleen; *ίτις*, inflammation]. Inflammation of the fibrous coat of the spleen.
- Epistasis** (*ep-ē-si-tā-sis*) [*ἔπι*, upon; *ίστασθαι*, to stand]. A scum or film of substance floating on the surface of urine.
- Epistaxis** (*ep-ē-si-tak-sis*) [*ἔπισταξίς*, to distil]. Hemorrhage from the nose.
- Episternite** (*ep-ē-si-ter-nī-tē*) [*ἔπι*, upon; *σπῆστρον*, breast-bone]. In biology, applied to the lateral pieces of the segment of an arthropod; a pleurite; specifically one of the valves of the ovipositor in orthopterous insects.
- Episternum** (*ep-ē-si-ter-nū-m*) [*ἔπι*, upon; *σπῆστρον*, breast-bone]. In biology, variously applied to designate a part above or anterior to the sternum; as the presternum of a mammal, the epiplastron of a turtle, or the anterior of the three pieces of the pleuron of an insect.
- Epistoma** (*ep-ē-si-tō-mā*) [*ἔπι*, upon; *στόμα*, mouth]. In biology, variously used to designate some part placed above, or anterior to the mouth, as the ocellous portion of the metope or facies of a macrurous crustacean, that lies immediately in front of the oral aperture.
- Epistrophe** (*ep-ē-si-trō-phē*) [*ἔπι*, upon; *σπῆστρον*, to turn]. In biology, applied to the arrangement assumed by chlorophyl grains under the influence of light, on those surfaces of the cell wall that are at right angles to the plane of incident light.
- Epistropheus** (*ep-ē-si-trō-phē-us*, *ep-ē-si-trō-phū-s*) [*ἔπιστροφῆς*]. A synonym of the axis, or second cervical vertebra.
- Epithalline** (*ep-ē-thal-lī-n*) [*ἔπι*, upon; *θάλλος*, a branch]. In biology, growing upon the thallus.
- Epitheca** (*ep-ē-thē-kā*) [*ἔπι*, upon; *θήκη*, a case]. In biology, a secondary cellular investment or tegumentary secretion surrounding the theca of certain corals.
- Epithecium** (*ep-ē-thē-si-ū-m*) [*ἔπι*, upon; *θήκη*, a case]. In biology, the surface of the fruiting disc in certain lichens and fungi.
- Epithelial** (*ep-ē-thē-lī-āl*) [*ἔπι*, upon; *θήλη*, a nipple]. Pertaining to epithelium; made up of the elements of epithelium. **E.** Pearls. *See Pearl*.

- Epithelical cell** (*ep-ē-thē-lē-sēl*) [*ἔπι*, upon; *θήλη*, a nipple; *κῆλα*, a cell]. An epithelial cell.
- Epithelioid** (*ep-ē-thē-lē-oid*) [*ἔπι*, upon; *θήλη*, nipple; *ειδής*, likeness]. Resembling epithelium.
- Epithelioma** (*ep-ē-thē-lē-ō-mā*) [*ἔπι*, upon; *θήλη*, nipple; *ῥῆμα*, a tumor; *pl.*, *Epitheliomata*]. Carcinoma involving skin or mucous membrane. **E.** molluscum. Synonym of *Molluscum contagiosum*.
- Epithelium** (*ep-ē-thē-lē-ū-m*) [*ἔπι*, upon; *θήλη*, nipple]. The cuticle or cellular-structure of mucous surfaces, and also of the skin of the body. **E.** chrotale, the ectoderm. **E.**, Ciliated, a form in which the cells bear vibratile filaments or cilia at their free extremities. **E.**, Columnar, distinguished by prismatic-shaped or columnar cells. **E.**, Nucleated, consisting of circular or hexagonal cells, each containing a nucleus.



- E.**, Pavement, or Cuboidal, cubical or polygonal cells covering the surface like the stones of a pavement. **E.**, Squamous, the cells have been reduced to flattened, scaly plates. **E.**, Stratified, the cells are arranged in distinct layers. **E.**, Tessellated. Same as *E.*, Pavement. **E.**, Transitional, intermediate between simple and stratified.
- Epithem** (*ep-ē-ith-em*) [*ἔπιθημα*, a poultice; *pl.*, *Epithemata*]. Any local application; as a compress, fomentation, lotion, or poultice; from this definition some writers exclude salves, plasters, and ointments.
- Epithema** (*ep-ē-ith-ē-mā*). *See Epithem*.
- Epithesis** (*ep-ē-ith-ē-sis*) [*ἔπιτιθέναι*, to lay on]. The surgical correction of deformed or crooked limbs.
- Epithyme** (*ep-ē-ith-ū-m*) [*ἔπι*, upon; *θύμος*, thyme]. The European plant, *Cuscuta epithymum*, so called as growing parasitically upon thyme; it is said to be useful in melancholy, jaundice, and constipation.
- Epithymia** (*ep-ē-thi-mē-ah*) [*ἔπιθημία*, longing]. Any natural longing or desire; a yearning.
- Epitrichium** (*ep-ē-trik-ē-ū-m*) [*ἔπι*, upon; *τρίχιον*, hair]. A superficial cellular layer of epidermis, found in embryonic and fetal life.
- Epitrochlea** (*ep-ē-trokhlē-ah*) [*ἔπι*, upon; *τροχλία*, a pulley]. The internal condyle of the humerus.
- Epixylois** (*ep-ē-piks-il-ū-s*) [*ἔπι*, upon; *ξύλον*, wood]. In biology, applied to fungi or other plants that grow upon wood.
- Epizoicide** (*ep-ē-zō-ī-s-īd*) [*ἔπι*, upon; *ζῷον*, an animal; *κτείνειν*, to kill]. A drug or preparation that destroys external parasites.

- izoön** (*ep-e-zo'-on*) [*ἴπι, upon; ζῷον, an animal; cf., Epizoa*]. An animal living as a parasite upon another; an external parasite, as distinguished from an *Entozoön*.
- izoötic** (*ep-e-zo-ot'-ik*) [*ἴπι, upon; ζῷον, animal*]. 1. Affecting the lower animals epidemically. 2. A contagious, or generally prevalent disease affecting animals.
- Epizoöty** (*ep-e-zo'-o-te*) [*ἴπι, upon; ζῷον, animal*]. An epizoötic disease.
- Eponychium** (*ep-o-nik'-e-um*) [*ἴπι, upon; ὄνυξ, fingernail*]. A horny condition of the epidermis from the second to the eighth month of fetal life, indicating the position of the future nail.
- Eponym** (*ep'-o-nim*) [*ἑπωνυμῶς, named after a person*]. A term derived from the name of a person. See *Table of Eponymic Diseases, under Disease*.
- Epoöphorectomy** (*ep-o-o-for-ek'-to-me*) [*ἑπωφωροφον, epoöphoron; ἐκτομή, excision*]. Surgical removal of the epoöphoron.
- Epoöphoron** (*ep-o-off'-or-on*) [*ἴπι, upon; ῥωσφορος, laying eggs*]. Same as *Parovarium*.
- Epostoma** (*ep-os-to'-mah*) [*ἴπι, upon; ὀστίον, bone*]. An exostosis.
- Epsilon-bacillus**. See *Bacteria, Synonymatic Table of*.
- Epsom Salts** (*ep'-sum*). See *Magnesium*.
- Epsstein's Dressing**. A method of dressing the umbilical cord. It consists of the ordinary linen quadrangular belly-plastron with a central cap-like receptacle for the umbilical stump.
- Epulis** (*ep-ul'-lis*) [*ἴπι, upon; ὄλγα, the gums*]. A hard, fibrous tumor of the alveolar processes of the jaws.
- Epulosis** (*ep-u-lot'-sis*) [*ἑπωλύωσις; ἴπι, upon; ὄλγα, scar*]. Cicatrization; a cicatrix.
- Epulotic** (*ep-u-lot'-ik*) [*ἴπι, upon; ὄλγα, scar*]. 1. Promoting epulosis or cicatrization. 2. A remedy or application that promotes the healing of wounds or sores.
- Equation** (*e-kuw'-zhun*) [*æquare, to make equal*]. In chemistry, a collection of symbols so arranged as to indicate that if the bodies represented by the symbols be brought together a chemie reaction will take place.
- E., Personal**, an allowance for individual peculiarity or error in an observer's work, in order to render it approximately accurate.
- Equator** (*e-kuw'-tor*) [*æquare, to make equal*]. An imaginary circle surrounding a sphere. **E. of a cell**, the boundary of the plane through which division takes place. **E. of the eye**, the *æquator oculi*: the boundary of the transverse and central vertical plane of the eye. **E. of a Lens**, the angular edge at the meeting of the anterior and posterior surfaces of the lens.
- Equatorial** (*e-kuw-tor'-e-al*) [*æquare, to make equal*]. Pertaining or belonging to an equator. **E. Plate**. See *Karyokinesis and Plate*.
- Equilibrium** (*e-kuw-lib'-ra'-shun*) [*æquilibrare, to balance equally*]. Equipoise; even balance.
- Equilibrium** (*e-kuw-lib'-rizm*) [*æquilibris, evenly balanced*]. The opinion that every voluntary act may be counteracted by an opposing inhibitory volition.
- Equilibrium** (*e-kuw-lib'-re-um*) [*æquis, equal; libro, balance*]. An even balancing of a body or condition.
- E., Stable**, when, after slight disturbance, the body will return to its original condition or position. **E., Unstable**, when it will not so return.
- Equination** (*e-kuw-in-a'-shun*) [*æquinus, of a horse*]. 1. Inoculation with the virus of equine smallpox. 2. Inoculation with the virus of equinia.
- Equinia** (*e-kuw-in'-e-ah*) [*æquis, a horse*]. Glanders. Farcy. A contagious, specific disease, with both local and general symptoms, derived from the horse or ass. It affects chiefly the skin, mucous membranes and
- lymphatics, and begins with a purulent nasal discharge, the respiratory, ocular and oral membranes being further successively involved. It is of microbial origin. See *Bacillus mallei, in Bacteria, Synonymatic Table of*.
- Equinist** (*ek'-kuw-in-ist*) [*æquis, a horse*]. One who believes in the equine origin of a disease, *e. g.*, of tetanus.
- Equipollent** (*e-kuwip'-o-lent*) [*æquis, equal; polere, to be strong*]. Of equal power or efficiency; said, for example, of opposing muscles, or of parents in their influence upon offspring.
- Equisetum** (*ek'-weis-e'-tum*) [*æquis, a horse; seta, bristle*]. A genus of cryptogamous plants; the horse-tails, or scouring rushes. **E. hiemah** and **E. palustre**, of Europe and N. America, are reputed to be effective and harmless diuretics.
- Equitant** (*ek'-wit-ant*) [*æquitare, to ride*]. In biology, literally, riding. Applied to leaves, like those of the iris, which are vertical and folded lengthwise, so that each leaf, toward the base, overlaps or straddles the next; also applied to the longitudinally folded antennæ of certain insects.
- Equivalence, Equivalency** (*e-kuwiv'-al-ens, e-kuwiv'-al-en-se*) [*æquis, equal; valere, to be worth*]. Equality of valence or saturating power. See *Valence*. In chemistry, the property possessed by an element or radical of combining with another element or radical or of replacing it in a compound body in definite and unalterable proportions. It is sometimes used as synonymous with *valence* or *quantivalence*.
- Equivalent** (*e-kuwiv'-al-ent*) [*æquis, equal; valere, to be worth*]. Of equal valency. **E. Focus**. See *Focus*.
- Equivocal** (*e-kuwiv'-o-kal*) [*æquis, equal; vox, sound*]. Of doubtful significance, as equivocal symptoms.
- Eradication** (*e-rad-ik'-a'-shun*) [*e, out; radicare, to root*]. Complete or thorough removal.
- Eradiculose** (*e-rad-ik'-u-los*) [*e, priv.; radícula, a rootlet*]. In biology, destitute of rootlets or rhizoids.
- Erasene** (*er'-as-en*) [*eradere, to scratch out; from the power of erasing grease-spots*]. A trade-name for California abietene. See *Abietene*.
- Erasion** (*e-ra'-zhun*) [*e, out; radere, to scrape*]. The act of scraping or curing.
- Erb's Point**. See *Point*. **E. Reaction of degeneration**. Deviation from the normal formula of muscular response to galvanism. **E. "Upper-arm type" of palsy**. A myotrophy characterized by paralysis of the deltoid and often of the supraspinatus and infraspinatus, the biceps, brachialis anticus, and the supinators. See *Diseases, Table of*.
- Erbium** (*ur'-be-um*) [*L.*]. A rare element; symbol Er. See *Elements, Table of*.
- Erdmann's Test**. See *Tests, Table of*.
- Erdmann and Uslar's Test**. See *Tests, Table of*.
- Erect** (*e-rek'*) [*erectus, set up*]. Upright; in the state of erection. **E. Posture**. See *Postures, Table of*.
- Erethites** (*e-rek-thit'-tez*) [*ερεθισμός, ground-el*]. A genus of composite plants. **E. hieracifolia**. Fireweed; a coarse composite-flowered plant common in waste-lands in N. America; it is astringent and tonic. Unof.
- Erectile** (*e-rek'-til*) [*erigere, to set up*]. Pertaining to or possessing the characteristic stiffening, rigidity, or erection. **E. Glossitis**. See *Glossitis, Parenchymatous*. **E. Tissue**, that which is capable of erection; consisting of a network of expansile capillaries that under stimulus becomes engorged with blood.
- Erection** (*e-rek'-shun*) [*erigere, to set up*]. The condition of temporary and functional fullness and firmness of the penis, clitoris, etc., due to sexual excitement, friction, etc., the mechanism consisting in an overfilling of the blood-vessels with inhibition of the

return circulation. **E.-center.** See *Center*. **E., Persistent.** Synonym of *Pruripism*, *q. v.*

Erectopatent (*er-ek-to-pat'-ent*) [*rectus*, erect; *patens*, spreading]. In biology, intermediate between erect and spreading, as the fore wings of a butterfly in repose.

Erector (*er-ek-tor*) [*erigeo*, to erect]. Any muscle, the function of which it is to erect or elevate a part. See *Muscles*, *Part*. **E. pili**, the unstriped muscular fibers causing the erection of the hair and the phenomenon called *erectio* or *erection*.

Eremacausis (*er-em-ak'-aus-is*) [*erema*, slowly; *causis*, burning]. Slow oxidation or gradual decay, without combustion.

Eremoblast (*er-em-ob-last*) [*eremos*, solitary; *blastos*, a germ, sprout]. A unicellular plant.

Eremophobia (*er-em-oh'-fo-bi-ah*) [*eremos*, desolate; *phobos*, fear]. The same as *Asoraphobia*, *q. v.*

Erethin (*er'-eth-in*) [*eretho*, to irritate]. The name given by Klebs to that constituent of tuberculin which occasions fever.

Erethism (*er'-eth-izm*), **Erethismus** (*er-e-thi'-mus*) [*eretho*, irritation]. An abnormal heightening of nervous irritability. **E. ebriosorum.** Synonym of *Diphenyl tremens*. **E. hydrophobia.** Synonym of *Hydrophobia*. **E. tropicus.** See *Insolation*.

Erethismal (*er-e-thi'-mal*) [*erethosmos*, irritation]. Of the nature of an erethism.

Erethismic (*er-e-thi'-mik*), or **Erethistic** (*er-e-thi'-tik*) [*erethosmos*, irritation]. Relating to, or affected with, erethism.

Erg [*ergon*, work]. See *Electric Units*.

Ergasiomania (*ur-ge-as-i-o-ma'-ni-ah*) [*ergasia*, work; *mania*, madness]. Mania for performing operations.

Ergasiophobia (*ur-ge-as-i-oh'-bi-ah*) [*ergasia*, work; *phobos*, fear]. Timidity in operating. A dread of operations.

Ergogenesis (*ur-ge-ent'-er-iss*) [*ergon*, work; *genesis*, production]. Same as *Ergogeny*.

Ergogenetic (*ur-ge-ent'-er-ik*) [*ergon*, work; *genesis*, production]. Of the nature of, or pertaining to, ergogeny.

Ergogeny (*ur-ge-ent'-er-ee*) [*ergon*, work; *genesis*, production]. In biology, the energy, both potential and kinetic, involved in the adaptive processes of living organisms; it includes both *kinetogeny* and *statogeny* (Kyler).

Ergograph (*ur'-er-graf*) [*ergon*, work; *graphein*, to write]. A recording ergometer. An instrument for recording the extent of movement produced by a contracting muscle, or the amount of work it is capable of doing.

Ergometer (*ur'-er-m-eter*) [*ergon*, work; *metron*, measure]. A variety of dynamometer.

Ergostat (*ur'-er-stat*) [*ergon*, work; *stasinai*, to stand]. An apparatus for testing muscular strength.

Ergot, or **Ergota** (*ur'-er-got*), or **ur'-er-got-ah**) [Fr., *ergot*, a spur; *causis*, *erectio*]. 1. In farriery, the horny stub below the pastern joint, hidden by the fetlock of the horse. 2. The hippocampus minor. 3. A fungus, *Claviceps purpurea*, parasitic upon rye. It contains *ergotin*, *ergotannin*, *ergotannic acid*, and *ergotin*, to which its properties are due. It is a powerful excitomotor, hemostatic, and gastro-intestinal irritant, but is used most frequently to promote uterine contraction in childbirth. It is used internally in amenorrhea and abortive spermatorrhea; topically in gonorrhea, conjunctivitis and inflammation of mucous membranes. Its effects are most prompt by hypodermatic injection. Dose, gr. x- $\bar{5}$. **E., Ext.**, Fld. prepared with dilute hydrochloric acid, alcohol, and water. Dose $\bar{3}$ ss. **E., Ext.**, Liquid (B. P.).

Dose \bar{m} x-xxx. **E., Ext.**,—**Ergotin.** Dose gr. ij-xx, hypodermatically gr. 4-v. **E., Infus.** (B. P.). Dose $\bar{5}$ j-ij. **Injectio Ergotinæ Hypodermica** (B. P.), ergotin 1, camphor-water, 2. Dose subcutaneously \bar{m} ij-x. **E., Tinctura** (B. P.). Dose \bar{m} x- $\bar{5}$ j. **E., Vinum**, 15 per cent. Dose $\bar{3}$ j- $\bar{5}$ j. **Sclerotinic Acid**, thought to be identical with ergotinic acid.

Ergotin (*ur'-er-go-tin*) [Fr., *ergot*, a spur]. 1. A precipitate or extract prepared from the tincture of *Secale cereale*; it is an emmenagogue, and parturient. Dose $\frac{1}{15}$ to $\frac{1}{2}$ grain, repeated as may be needed. Unof. The name is applied in commerce to many different preparations of ergot; often to the *extractum ergotæ*, U. S. P. 2. $C_{50}H_{22}N_2O_5$. An amorphous, brown alkaloid found in ergot. It is probably the same as ecbolin.

Ergotinin (*ur'-er-got'-in-in*) [Fr., *ergot*, a spur], $C_{33}H_{46}N_2O_6$. An alkaloid from ergot of rye, occurring in white needles; it is effective in hemorrhage, in erysipelas, and in certain brain-affections. For hypodermatic injection, $\frac{1}{15}$ to $\frac{1}{13}$ gr. is used, dissolved in lactic acid and water.

Ergotism (*ur'-er-got-izm*) [Fr., *ergot*, a spur]. The constitutional effects of overdoses of ergot or of the persistent use of food containing ergot. These are manifested by severe cramps, chiefly in the muscles of the leg, ending in tonic contraction of these muscles—the *spasmodic form*; and secondly by gangrene of the extremities—the *gangrenous form*. The symptoms may be acute or chronic. See *Pellagra*.

Ergotol (*ur'-er-got-ol*) [Fr., *ergot*, a spur]. A proprietary liquid preparation of ergot, recommended for hypodermatic injection.

Ergten (*er'-er-ten*) [*ergon*, work]. See *Electric Units*.

Erianthous (*er-e-an'-thus*) [*erion*, wool; *anthos*, flower]. In biology, woolly-flowered.

Erichsen's Disease. See *Diseases*, *Eponymic Table of E. Operation*. See *Operations*, *Table of*.

Ericolin (*er-ik'-o-lin*) [*erikein*, heath], $C_{34}H_{56}O_{21}$. A substance found in *Uva ursi*. It is an amorphous, yellowish glucosid with a bitter taste, yielding with diluted acids sugar and an essential oil—*ursone*.

Erigeron (*er-ij'-er-on*) [*erigeron*, groundsel; *gen.*, *Erigerontis*]. Fleabane. The plant *E. canadense*, having physiologic actions like those of oil of turpentine, but less irritant. It is efficient as a hemostatic in menorrhagia. **E. bellidifolium** and **E. philadelphicum** afford similar oils, and have the same properties. **E., Ol.**, the essential volatile oil of erigeron. Dose \bar{m} x- $\bar{3}$ ss. Unof.

Eringö (*er-in'-ö*). See *Eryngo*.

Eriodictyon (*er-e-o-dik'-te-on*) [*erion*, wool; *diktion*, a net]. Yerba Santa or Mountain-balm. The leaves of *E. glutinosum*, a shrub of California, an excellent expectorant, and valuable as an excipient for quinin, the taste of which it largely conceals. It is useful in bronchial affections. **E., Ext.** Fld. Dose \bar{m} xv- $\bar{5}$ j. **E., Ext.** Dose gr. ij-x. **E. tomentosum** and **E. angustifolium** have the same uses. The latter are unofficial.

Eriophorous (*er-e-off'-er-us*) [*erion*, wool; *pherein*, to bear]. In biology, wool-bearing.

Eriophyllous (*er-e-off'-il-us*) [*erion*, wool; *phyllon*, a leaf]. In biology, woolly-leaved.

Erlangen Blue. Same as *Berlin Blue*.

Erlau Green. Same as *Bremen Green*.

Erlicki's Fluid. A hardening-fluid used especially for tissues of the central nervous system. It consists of potassium bichromate, 2.5 parts; cupric sulphate, 0.5 parts; water, 100 parts.

Erodent (*er-od'-ent*) [*er*, out; *rodere*, to gnaw]. 1. Causitic; causing erosion. 2. A caustic application or agent.

- Erogenic**, or **Erogenous** (*er-o-jen'-ik* or *er-oj'-en-us*) [*ἔρωσ*, love; *γεννᾶν*, to produce]. Producing or stimulating the sexual appetite.
- Eromania** (*er-o-ma'-ne-ah*). See *Erotomania*.
- Erose** (*e-ros'*) [*erodere*, to gnaw off]. In biology, irregularly toothed, as if gnawed.
- Erosion** (*e-ro'-shun*) [*erostio*; *erodere*, to eat out]. Disintegration of tissue by mechanical, chemie, or morbid action. **E. of the Cervix**, an ulcerated condition of the neck of the womb resulting from chronic endometritis. It is also called *ulceration* or *granular degeneration of the cervix*.
- Erostrate** (*e-ros'-trat*) [*ε*, priv; *rostrum*, a beak]. In biology, not beaked.
- Erotia** (*e-ro'-she-ah*) [L.]. A genus of composite-flowered plants. **E. lanata**, white sage or winter fat; a composite-flowered forage-plant of the Western U. S.; valued locally in intermittent fevers. Unof.
- Erotic** (*er-ot'-ik*) [*ἔρωσ*, love]. Pertaining to the sexual passion.
- Eroticism** (*er-ot'-is-izm*) [*ἔρωσ*, love]. An erotic disposition; erotic display; tendency to erotomania.
- Eroticomania** (*er-o-tik-o-ma'-ne-ah*) [*ἔρωτικός*, loving; *μανία*, madness]. Same as *Erotomania*.
- Erotocism** (*er-ot'-o-sizm*). Same as *Erotomania*, *q. v.*
- Erotomania** (*er-ot-o-ma'-ne-ah*) [*ἔρωσ*, love; *μανία*, madness]. Morbid, abnormal exaggeration of love generally; more limited to the imaginative than to the carnal aspect of the sentiment; insanely-perverted sexual feeling. See *Nymphomania* and *Satyriasis*. **E. personalis**. Synonym of *Satyriasis* and of *Nymphomania*.
- Erotomaniac** (*er-ot-o-ma'-ne-ak*) [*ἔρωσ*, love; *μανία*, madness]. A patient who is afflicted with erotomania.
- Erratic** (*er-at'-ik*) [*erraticus*, wandering]. Moving about from place to place; irregular; strange or unusual; eccentric, peculiar.
- Errhine** (*er'-in*) [*ἔρ*, in; *ῥίς*, the nose]. 1. Causing discharges from the nose. 2. A medicine that, applied to the mucous membrane of the nose, increases nasal secretions. A sternutatory.
- Error** (*er'-or*) [L., "wandering"]. Displacement or perversion in any function; aberration, mental or optic.
- Erskine's Method**. See *Treatment, Methods of*.
- Erbescence** (*er-u-bes'-ens*) [*erubescencia*, blushing]. Redness of the skin.
- Eruca** (*er-oo'-kah*) [L., a caterpillar; a colewort]. A genus of cruciferous plants. **E. sativa**, the garden rocket, an herb of Asia and Europe, used as a salad. It is a stimulant and diuretic, and is considered to be aphrodisiac and galactagogue. Unof.
- Eruic Acid** (*er-oo'-sik*). See *Acid*.
- Eruiciform** (*er-oo'-sif-orm*) [*eruca*, a caterpillar; *forma*, form]. In biology, said of larvæ, spores, etc., that are shaped like a caterpillar.
- Eruicivorous** (*er-u-siv'-or-us*) [*eruca*, a caterpillar; *vorare*, to eat]. In biology, applied to birds and other animals that feed upon caterpillars.
- Eructation** (*e-ruk-ta'-shun*) [*eructare*, to belch]. Belching.
- Erugation** (*er-oo-ga'-shun*) [*erugatio*; *e*, out; *rugæ*, wrinkle]. The removal of wrinkles.
- Erugatory** (*er-oo'-ga-tor-e*) [*ε*, out; *rugæ*, a wrinkle]. 1. Tending to remove wrinkles. 2. A remedy for wrinkles.
- Erugeous** (*er-oo-jin'-e-us*). Same as *Eruiginous*.
- Eruiginose** (*er-oo'-jin-ös*). Same as *Eruiginous*.
- Eruiginous** (*er-oo'-jin-us*) [*æruiginosus*; *æruigo*, rust]. Having the nature or the color of verdigris.
- Eruptent** (*e-ruul'-pent*) [*erumpere*, to break out]. In biology, applied to parts or organs that appear as if bursting out.
- Eruption** (*e-rupt'-shun*) [*erumpere*, to burst out]. A bursting forth of any kind or from any part, but applied especially to the chief symptom of certain skin-diseases, consisting in pimples, vesicles, rash, etc.; the breaking forth of a tooth from the gum.
- Eruptive** (*e-rupt'-tiv*) [*erumpere*, to burst out]. Attended by an eruption, as an eruptive fever.
- Erythrocyte** (*er-uth'-ro-sit*). Incorrect form of *Erythrocyte*, *q. v.*
- Eryngo** (*er-ing'-go*) [*ἑρίγγη*, a thistle]. Any plant of the umbelliferous genus *Eryngium*, especially **E. campestre** and **E. maritimum** of Europe. These plants, with others of the genus, were formerly made into sweetmeats, and were regarded as polychrest remedies, but were especially prized as aphrodisiacs. Unof.
- Erysipelas** (*er-is-ipt'-el-as*) [*ἔριθράς*, red; *πέζα*, skin]. An acute, specific, constitutional febrile disease, with a peculiar redness and inflammation of the skin and subcutaneous tissue, generally of the face. It is due to streptococci. The period of incubation varies from a few hours to three or four days. The symptoms are an initial chill or rigor, malaise, high temperature, vomiting or nausea, and the characteristic rash, with a well-defined margin, upon the skin. It may terminate fatally. Albumin may appear in the urine. At the conclusion of the attack desquamation takes place, either brauny or in flakes. The development of erysipelas is favored by filth, over-crowding, and defective ventilation. One attack rather predisposes to subsequent attacks. **E. carbunculolum**. Synonym of *Anthrax*. **E. malignum internum**, an acute, suppurative, rapidly spreading inflammation of cellular tissue beginning in the pelvis after parturition. It is one form of puerperal fever. It is usually rapidly fatal. Antisepsis properly applied at the time of delivery will prevent its occurrence. **E. migrans**, wandering erysipelas. **E. phlegmonodes**, a form of erysipelas in which there is pus-formation, with marked constitutional symptoms. **E., Recurrent, pseudo-erysipelas**, a frequent disease in strumous children, but occurring also in adults, and especially in women. It is entirely confined to the face, especially around the nose and upper lip, and is unattended with marked constitutional symptoms. It is not amenable to treatment, and is very prone to recur. **E. simplex**, the ordinary facial form of erysipelas. **E. suffusum**. Synonym of *Erythema*. **E., Wandering**, a chronic or sub-chronic form in which the process successively disappears from one part of the body to appear at another part.
- Erysipelatous** (*er-is-ipt'-el-at-us*) [*ἔριθράς*, red; *πέζα*, skin]. Of the nature of or affected with erysipelas.
- Erysipeloid** (*er-is-ipt'-el-oid*) [*ἔριθράς*, red; *πέζα*, skin; *ειδος*, likeness]. A peculiar affection of the palms of the hands or soles of the feet, characterized by zones of violaceous-red eruption with burning and itching; it is due to wound infection.
- Erythanthema** (*er-ith-an'-the-mah*) [*ἔριθράς*, red; *ἀθήνα*, a flowing]. A skin-disease marked by redness. The term is variously applied by some to denote an eruptive disease depending upon vaso-motor, or other nervous disorder. It is used to designate a class of cutaneous efflorescences that have in common a basis of erythema.
- Erythema** (*er-ith'-e-mah*) [*Ἐπιθήνα*, a blush]. Rose rash; a redness of the skin that may be made to disappear temporarily by pressure. **E. ab igne**, a form of *E. hyperæmicum* produced by the constant irritation of artificial heat. It occurs as rings and gyrate patterns on the front of the legs, and is of a deep-red color, gradually becoming browner in tint. This pig-

mentation is permanent. **E. annulare**, a form of *E. multifforme* in which the lesions shrink and desquamate at the center, but continue to extend at the periphery by a raised margin. It is also called *E. circinatum*. These rings may wander over the entire body, intersecting each other and forming elaborate figures with crescentic edges (*E. gyratum*). Occasionally new rings develop concentrically around older ones. The forms and varieties of color produced give rise to the name *E. iris*. **E. bullosum**. See *E. scabiosum*. **E. circinatum**. See *E. annulare*. **E. congestivum**, *E. hyperæmicum*; a mere congestion of the skin; the simplest form of erythema. Swelling is absent or insignificant in the congested areas, and the tint of redness varies from the brightest red to a rosy or purple hue. **E. endemicum**. See *Pellagra*. **E. Epidemic**. See *Artyria*. **E. exudativum**, an acute or sub-acute, non-contagious, inflammatory skin-disease, characterized by the development of symmetrically distributed, raised erythematous patches, usually discrete, varying greatly in form and size, accompanied by slight transudation of blood or by copious hemorrhage into the skin, occasionally terminating as vesicles or blebs, and specially liable to relapse. This may be attended with constitutional rheumatic symptoms. **E. figuratum**, is marked by efflorescence in gyrate lines. **E. fugax**, a variety of *E. hyperæmicum*; it consists in a transitory redness of a patchy character, suddenly appearing on the face and trunk of young individuals and gradually disappearing in a few minutes or hours. It is frequently associated with indigestion, worms, etc. **E. furfuracea**. Synonym of *Pityriasis versicolor*. **E. gangrænosum**, a term applied to spontaneous patches of superficial gangrene or ulceration seen chiefly in hysterical women. They are undoubtedly self-induced, and are asymmetric, usually on the left side, and in easily accessible positions. **E. gyratum**. See *E. annulare*. **E. hyperæmicum**. See *E. congestivum*. **E. induratum**, a variety of *E. exudativum* attacking the calf, or the leg immediately below, more frequently than the front of the legs. It occurs either in diffuse, ill-defined patches or in nodules, bright red at first but gradually assuming a violet hue. The nodules may be superficial or deep, a quarter of an inch to an inch or more in diameter, and may be slowly absorbed, or necrose and slough out, leaving a very indolent ulcer. The condition is most common in strumous individuals. **E. intertrigo**, *intertrigo*; a chronic form of *E. hyperæmicum* resulting from pressure or the rubbing together of folds of skin. It is common in infants and fat adults. **E. iris**. *Hyperæmia*. See *E. annulare*. **E. keratodes**, a diffuse condition of tylosis of the palms and soles. **E. leve**, a common skin-affection, a variety of *E. hyperæmicum*, likely to appear upon the tense skin of distal parts. It may go on to dermatitis and sloughing. **E. marginatum**, an infrequent variety of *E. multifforme*, which generally begins as a flat disc a quarter or half an inch in diameter, and very rapidly enlarges at the periphery, subsiding *pari passu* in the center. It joins similar adjacent lesions, and in a few days traverses the circumference of a limb, or a large area of the trunk, leaving a fawn-colored pigmentation that slowly disappears. **E. multifforme**, *E. polymorphe*, a variety of *E. exudativum*, common in young adults, both sexes, and appearing especially in spring and autumn. The eruption first appears almost invariably on the backs of the hands and feet thence spreading to the forearms and legs. In severe cases the trunk and face, and even the mucous membranes may be involved. The lesions consist of flat or slightly convex patches, sharply defined, deep red or

purplish in color, varying in size from a pin's head up, partially disappearing on pressure. This is the commonest form (*E. papulatum*). If the papules coalesce to form larger lesions the condition is described as *E. tuberculatum*. **E. nodosum**, *dermatitis contusiformis*; a further development of *E. tuberculatum*. Multiple (seldom more than a dozen) raised, rosy patches, round or oval in the direction of the limb, from one-half to three inches in diameter, suddenly develop along both tibiae, and often along the ulnar side of the forearms. They are exquisitely tender, tense and shining. The condition chiefly occurs in children and delicate young women. See *Bacillus of Demme* under *Bacteria*, *Synonymic Table of*. **E. papulatum**. See *E. multifforme*. **E. paratrimma**, the erythema that appears over a bony prominence, etc., immediately before the formation of a bed-sore. It is a variety of *E. hyperæmicum*. **E. pellagrosum**. A synonym of *Pellagra*. **E. pernio**. See *Pernio*. **E. polymorphe**. See *E. multifforme*. **E. purpuricum**, *Purpura thrombotica*; a variety of erythema resembling *Peliosis rheumatica*, but characterized by its erythematous appearance and the absence of alteration by pressure. It is attended with no general symptoms, or with slight pains in some of the joints, or with edema of the legs. **E. roseola**, a variety of *E. hyperæmicum*; it consists in the development of congestive patches of a delicate rose-color, scarcely raised above the surface of the skin, varying in size from a split-pea to a fingernail, and either diffused over the whole surface of the body or in figured groups. It is common in young children in association with digestive troubles. Its different stages have been called *Roseola infantilis*, *æstivalis*, *autumnalis*, *annulata*, but these terms are not now generally used. **E. scarlatiniforme**, a variety of *E. hyperæmicum*; it appears as a vivid, punctiform eruption, sharply defined in places, attended with high temperature, often seen after injuries or surgical operations. It is followed by furfuraceous desquamation. **E. scarlatiniforme desquamativum**, a more pronounced form of *E. scarlatiniforme*, with a greater tendency to be diffuse instead of punctiform, of longer duration, and with a great liability to recur at certain seasons. The mucous membranes are often involved and desquamation occurs in large flakes. **E. simplex**, a variety of *E. hyperæmicum*; characterized by a congestive redness of moderate intensity. It appears as diffuse or circumscribed, variously-sized lesions, which are usually not raised above the integument. It may be idiopathic or symptomatic; and if the latter, brought about by a great number of external irritants, including heat and cold, etc. **E. solare**, *E. simplex* due to the heat of the sun. **E. tuberculatum**. See *E. multifforme*. **E. tuberosum**. Same as *E. tuberculatum*. **E. urticans**, the early or pink stage of the urticarial wheal. It is a variety of *E. hyperæmicum*. **E. vesiculosum**, the occurrence of vesication in the progress of *E. multifforme*. If the blebs are large the condition is termed *E. bullosum*.

Erythematous (*er-ith-em'-at-us*) [*ἔρυθμα*, a blush].

Of the nature of erythema.

Erythemoid (*er-ith-em'-oid*), **Erythemoid** (*er-ith-em'-oid*) [*ἔρυθμα*, erythema; *εἶδος*, resemblance]. Resembling erythema.

Erythrasma (*er-ith-ras'-mah*) [*ἔρυθρος*, red]. A rare disease of the skin, always attacking the axillæ or inguinal regions, or the nates. It forms reddish or brownish, sharply defined, slightly raised, desquamating patches, that cause no itching or inconvenience. It is due to the microorganism, *Microsporon minutissimum*, and is readily curable.

- Erythemelalgia** (*er-ith-rem-el-al'-je-ah*). See *Erythromelalgia*.
- Erythremia** (*er-ith-re'-me-ah*) [*ἐρυθρότης*, red; *αἷμα*, blood]. 1. The normal condition of the arterial blood. 2. Arterial blood in the veins.
- Erythrin** (*er'-ith-rin*) [*ἐρυθρίνη*, red], $C_{20}H_{22}O_{10}$. An ether-like derivative of orsellinic acid. It occurs in the lichen *Rocella fusciformis*, and is extracted from it by means of milk of lime. It crystallizes with H_2O molecules of water and is soluble with difficulty in hot water. Exposure to the air causes it to assume a red color.
- Erythrina** (*er-ith-ri'-nah*) [*ἐρυθρίνη*, red]. A genus of leguminous trees, shrubs and herbs, of some 25 species, three or more of which grow in the U. S. **E. coral-lodendron**, coral tree of tropical America, is sedative, hypnotic, diuretic, purgative, vermifuge and pectoral. Other species have similar properties. Unof.
- Erythrine** (*er'-ith-rin*) [*ἐρυθρίνη*, red]. Red.
- Erythrisia** (*er'-ith-riz-ia*) [*ἐρυθρία*, red]. In biology, applied to conditions of dichromatism in which the normal colors of the integument are affected by an excess of red pigment, as often shown in the plumage of a bird.
- Erythrite** (*er'-ith-rit*). See *Erythrol*.
- Erythroblast** (*er-ith'-ro-blast*) [*ἐρυθρόβλαστος*, germ]. A rudimentary red blood-corpuscle.
- Erythrocarpus** (*er-ith'-ro-kar'-pus*) [*ἐρυθρόκαρπος*, red; *καρπός*, fruit]. In biology, red-fruited.
- Erythrochloropia** (*er-ith'-ro-klo-ro'-pe-ah*) [*ἐρυθρόχλωρος*, red; *χλωρός*, green; *ὤψ*, eye]. A form of subnormal color-perception in which green and red are the only colors correctly distinguished.
- Erythrochloropy** (*er-ith'-ro-klor'-o-pe*) [*ἐρυθρόχλωρος*, red; *χλωρός*, green]. Ability to distinguish red and green colors only.
- Erythrocruorin** (*er-ith'-ro-kru'-or-in*) [*ἐρυθρόκρουορ*, red; *cruor*, blood]. Same as *Hemoglobin*.
- Erythrocyte** (*er-ith'-ro-sit*) [*ἐρυθρόκυτος*, red; *κύτος*, cell]. A red blood-corpuscle.
- Erythrocytosis** (*er-ith'-ro-si-to'-sis*) [*ἐρυθρόκυτωση*, red; *κύτος*, cell]. The formation of red blood-corpuses.
- Erythrodermia** (*er-ith'-ro-der'-me-ah*) [*ἐρυθρόδερμια*, red; *δέρμα*, skin]. Abnormal redness of the skin.
- Erythrodermitis** (*er-ith'-ro-der-mi'-tis*) [*ἐρυθρόδερμιτις*, red; *δέρμα*, skin; *ιτις*, inflammation]. A chromodermatosis characterized by erythema and superficial dermatitis.
- Erythroextrin** (*er-ith'-ro-dk's'-trin*) [*ἐρυθρόεκστριν*, red; *dexter*, right]. A dextrin formed by the action of saliva on starch. It yields a red color with iodine.
- Erythrogen** (*er-ith'-ro-jen*) [*ἐρυθρόγενος*, red; *γεννᾶν*, to produce]. A green substance that has been found in unhealthy bile, and which (apparently without good reason) has been regarded as "the base of the coloring-matter of the blood."
- Erythroglucin** (*er-ith-ro-ghu'-sin*). See *Erythrol*.
- Erythrogranulose** (*er-ith-ro-gran'-u-lōs*) [*ἐρυθρόγραμμα*, red; *granulum*, a little grain]. A granular substance, found in starch-grains, coloring red with iodine.
- Erythroid** (*er'-ith-roid*) [*ἐρυθρόειδος*, red; *εἶδος*, resemblance]. Reddish; of a red color.
- Erythrol** (*er'-ith-rol*) [*ἐρυθρόλη*, red], $C_8H_{10}O_4$. Also called *Erythroglucin*, *Erythrite* or *Phycite*. A principle which exists as erythrin (orsellinate of erythrite) in many lichens and some algae. It forms large quadratic crystals that dissolve readily in water, with difficulty in alcohol, and are insoluble in ether. It is a polyhydric alcohol with a sweet taste melting at $126^\circ C$. and boiling at $330^\circ C$.
- Erythrolein** (*er-ith-ro'-le-in*) [*ἐρυθρόλην*, red; *oleum*, oil], $C_{26}H_{22}O_4$. A fatty liquid compound contained in
- litmus. It is soluble in alcohol, ether, and alkalies, and in dyeing yields a purple color.
- Erythrolitmin** (*er-ith-ro-lit'-min*) [*ἐρυθρόληθιν*, red; Dan., *lac*, lac; *moes*, pulp], $C_{26}H_{34}O_{13}$. A red coloring matter obtained from litmus; it is crystalline and soluble in alcohol.
- Erythromelalgia** (*er-ith-ro-mel-al'-je-ah*) [*ἐρυθρόμαλγία*, red; *μῦλος*, limb; *ἄλγος*, pain]. Red neuralgia; terminal neuritis. A variety of chronic dermatalgia characterized by burning and then aching pain of a part, usually one or more extremities, intensified by warmth and accompanied by flushing and local fever.
- Erythrophage** (*er-ith'-ro-fāj*) [*ἐρυθρόφαγος*, red; *φαγεῖν*, to eat]. Any one of the phagocytic cells which, lying about a hemorrhagic area, take up the pigment of the blood or even red-corpuses. They are remarkable for their brilliant color (red to golden).
- Erythrophlein** (*er-ith-rof'-le-in*) [*ἐρυθρόφλην*, red; *ὄφωτος*, bark]. A poisonous alkaloid from *Casca bark*.
- Erythrophleum** (*er-ith-ro-fl'-um*). See *Casca Bark*.
- Erythrophobe** (*er-ith'-ro-fōb*) [*ἐρυθρόφοβος*, red; *φοβέω*, to fear]. One fearing or disliking red colors.
- Erythrophobia** (*er-ith-ro-fō-be-ah*) [*ἐρυθρόφοβία*, red; *φόβος*, fear]. Morbid intolerance of red colors; sometimes observed after operations for cataract.
- Erythrophyl** (*er-ith'-ro-fil*) [*ἐρυθρόφυλλον*, leaf]. In biology, a red coloring matter found in autumn leaves, ripe fruits, etc. It is also called *Phylloerythrin* and *Phyterythrin*.
- Erythropia** (*er-ith-rof'-pe-ah*) [*ἐρυθρόπια*, red; *ὄψ*, vision]. A condition in which objects appear as if colored red.
- Erythroptasia** (*er-ith-rof'-se-ah*) [*ἐρυθρόπτασια*, red; *ὄψ*, vision]. An abnormality of vision in which all objects appear red; red vision; it has been observed in alcoholic ataxia with optic atrophy, after subcutaneous injections of strychnin.
- Erythropsin** (*er-ith-rof'-sin*) [*ἐρυθρόρσιν*, red; *ὄψ*, vision]. An organic substance of the retina. In the presence of light it is believed to form different combinations, constituting color-perception. It is called *visual purple* and *Rhodopsin*, *q. v.*
- Erythrorhetin** (*er-ith-ro-ret'-in*) [*ἐρυθρόρητιν*, red; *ῥέτινη*, resin], $C_{28}H_{36}O_{14}$. The red resin of rhubarb.
- Erythrose** (*er'-ith-ras*) [*ἐρυθρόζωσ*, red], $C_4H_8O_6$. Tetrose. A substance derived from erythrol. It is probably a mixture of an aldose and a ketose. It is next to the lowest glucose. See *Carbohydrates*, *Table of*.
- Erythrosin** (*er'-ith-ro-sin*) [*ἐρυθρόρσιν*, red], $C_{20}H_{12}N_2O_6$. A compound produced by the action of HNO_3 on tyrosin. It is used as a coloring matter. See *Pigments*, *Conspectus of*.
- Erythrosis** (*er-ith-ro'-sis*) [*ἐρυθρόρσιν*, red]. Arterial plethora, or the redness of the skin due to it.
- Erythroxylin** (*er-ith-roks'-il-in*) [*ἐρυθρόξυλιν*, red; *ξύλον*, wood]. A precipitate from the tincture of *Erythroxylic coca*. It is a nerve and stimulant. Dose $\frac{1}{4}$ to 1 grain. Unof.
- Erythroxyton** (*er-ith-roks'-il-on*) [*ἐρυθρόξυτον*, red; *ξύλον*, wood; *γεν.*, *Erythroxylin*]. *Coca*, *Coca*. The leaves of *E. coca*, a shrub indigenous to the Andes. (Not to be confounded with *cocoa*.) It contains an alkaloid, *Cocain*, $C_{17}H_{21}NO_4$, *q. v.*, to which its properties are mainly due. It is an aromatic tonic and cerebral stimulant, developing a remarkable power of enduring hunger and fatigue. Large doses cause hallucinations. Its effects are similar to those of coffee, but are more intense. It is much used by the natives for sustenance during long journeys. The leaves, smoked, are beneficial in hay-fever. **E. coca** (B. P.). Dose gr. ij-xv. **E.**, **Ext.**, **Fld.** Dose $\frac{5}{8}$ ss-ij. **Extractum Cocæ Liquid** (B. P.). Dose $\frac{5}{8}$ ss-ij. Wines and elixirs of coca are numerous.

Erythruia (*er-ith-ru' re-ah*) [*ἔρυθρος*, red; *οὔρον*, urine]. The passage of reddish urine. Hematuria.

Esbach's Test. See *Tests, Table of*.

Eschar (*es'-kar*) [*ἔσχα*, a scab]. The slough or scab following cauterization, burns, etc.

Escharodermatitis (*es-ka-ro-der-mi-tis*) [*ἔσχα*, a scab; *δέρμα*, skin; *ἰτις*, inflammation]. A skin inflammation marked by the formation of eschars.

Escharosis (*es-ka-ro-sis*) [*ἔσχα*, a scab]. The formation of an eschar; escharotic action.

Escharotic (*es-ka-ro'tik*) [*ἔσχα*, a scab]. 1. Cauteric; productive of a slough or scab. 2. A substance that, applied to the skin, produces an eschar. A caustic.

Eschel Blue. See *Smalts*.

Escherich, Bacillus of. See *Bacteria, Synonymatic Table of*.

Eschka's Test. See *Tests, Table of*.

Eschomelia (*es-ko-mi' e-ah*) [*ἔσχατος*, worst; *ἄσχος*, a limb]. A monstrosity in which there is a defective limb.

Eschricht's Yellow Canals. See *Canals*.

Eschrolalia (*es-kro-lia' le-ah*) [*αἰσχρὸς*, shameful; *ῥῆμα*, speech]. Same as *Cyprolalia*.

Eschro-mythesis (*es-kro-mi-the-sis*) [*αἰσχρὸς*, base; *ῥῆμα*, to utter]. The utterance of obscene language by delirious or insane patients.

Eschschoitzia (*es-shoh'ti-eh-ah*) [after *Eschschoitz*, a German zoologist]. A genus of papaveraceous herbs.

E. californica, California Poppy, a plant growing in California, is recommended as an excellent and harmless soporific and analgesic. Dose of the fluid extract, ℞LV-XXX. Unof.

Esculapian (*es-ku-l' pe-an*) [*Esculapius*, the god of medicine]. 1. Medical; pertaining to medicine. 2. A physician.

Esculetin (*es-ku-l' tin*) [*Esculus*, the Italian oak], $C_9H_8O_6$. A substance present in the bark of the horse chestnut, partly free, and partly as the glucosid *esculin*, from which it is prepared by decomposition with acids or ferments. It crystallizes with a molecule of water in fine needles or leaflets.

Esculin (*es-ku-lin*) [*Esculus*, the Italian oak], $C_{12}H_{16}O_{10}$. A glucosid contained in the bark of the horse chestnut, *Esculus hippocastanum*. It crystallizes in fine needles with $1\frac{1}{2}$ H₂O, and melts when anhydrous at 205 C; it is soluble with difficulty in water and alcohol.

Eserin (*es'-er-in*) [*Eser*, native name of the plant or bean], $C_{12}H_{17}N_3O_9$. A poisonous alkaloid derived from *Physalis peruviana*. It is chiefly used to produce myosis, to lessen intra-ocular tension, etc.

Esiphonal (*es'-fion-al*) [*es*, priv.; *σῆμα*, a tube]. Having no siphons, as certain shells; asiphonate.

Esmarch's Bandage, or Apparatus. An elastic rubber bandage used upon a limb to be amputated, in order to drive the blood out of it by the pressure of progressive application of turns about the limb toward the trunk. **E.'s Operation.** See *Operations, Table of*.

E.'s Paste, a caustic paste composed of one part each of white arsenic and sulphate of morphia, eight parts of alcohol, and forty eight of gum arabic. **E.'s Tubes**, test tubes lined by a thin layer of gelatin for culture purposes.

Esmarching (*es-mar-chen*) [after *E. march*, a German surgeon]. The application of the Esmarch bandage, so as to drive the blood out of a part or member.

Esocolitis (*es-ko-lit-is*) [*σῆμα*, within; *κόλον*, colon]. Inflammation of the mucous membrane of the colon; dysentery.

Esoderm (*es-od-er-m*) [*es*, within; *δέρμα*, skin]. In biology, the dorsal membrane forming the ental surface of the integument of insects.

Esodic (*es-od'-ik*) [*εἰς*, into; *ὁδός*, way]. Afferent or centripetal; conveying impressions toward the central nervous system—applied to certain nerves and nerve-filaments.

Esoenteritis (*es-o-en-ter-i'tis*) [*ἔσω*, inward; *ἐντέρον*, bowel; *ἰτις*, inflammation]. Inflammation of the mucous membrane of the intestines.

Esogastritis (*es-o-gas-tri'tis*) [*ἔσω*, inward; *γαστήρ*, belly; *ἰτις*, inflammation]. Inflammation of the mucous membrane of the stomach.

Esogenetic (*es-o-jen-et'-ik*) [*ἔσω*, within; *γενῆναι*, to produce]. Produced or arising within the organism.

Esophagalgia (*es-soft-ag-al'-je-ah*) [*οἰσοφάγος*, esophagus; *ἄλγος*, pain]. Pain in the esophagus.

Esophageal (*es-soft-aj'-e-al* or *es-soft-aj'-el-al*) [*οἰσοφάγος*, esophagus]. Pertaining or belonging to the esophagus.

E. Glands. See *Gland.* **E. Plexus.** See *Plexus*.

Esophagectomy (*es-soft-aj-ek'-to-me*) [*οἰσοφάγος*, esophagus; *ἐκτομή*, a cutting out]. Extirpation of cancer of the gullet with resection of the walls of the organ.

Esophagectopy (*es-soft-aj-ek'-to-pe*) [*οἰσοφάγος*, esophagus; *ἐκτοπος*, away from a place]. Displacement of the esophagus.

Esophagism (*es-soft-aj'-izm*), **Esophagismus** (*es-soft-aj'-iz-mus*) [*οἰσοφάγος*, esophagus]. Spasmodic contraction of the esophagus.

Esophagitis (*es-soft-aj'-tis*) [*οἰσοφάγος*, esophagus; *ἰτις*, inflammation]. Inflammation of the esophagus.

Esophagocele (*es-soft-aj'-o-sel*) [*οἰσοφάγος*, esophagus; *κήλη*, hernia]. An abnormal distention of a portion of the esophagus or of the entire tube; hence it may be general, annular, or pouchel.

Esophagodynia (*es-soft-aj'-o-din'-e-ah*) [*οἰσοφάγος*, esophagus; *ὀδύνη*, pain]. Same as *Esophagalgia*.

Esophagomalacia (*es-soft-aj'-o-mal'-e-ah*) [*οἰσοφάγος*, esophagus; *μαλακία*, softness]. Morbid softening of the esophagus.

Esophagomycosis (*es-soft-aj'-o-mi-ko'-sis*) [*οἰσοφάγος*, esophagus; *μύκης*, a fungus]. Mycotic disease of the esophagus.

Esophagopathy (*es-soft-aj'-op'-ath-e*) [*οἰσοφάγος*, esophagus; *πάθος*, disease]. Any disease of the esophagus.

Esophagoplegia (*es-soft-aj'-o-ple'-je-ah*) [*οἰσοφάγος*, esophagus; *πληγή*, a stroke]. Paralysis of the esophagus.

Esophagorrhagia (*es-soft-aj'-or-al'-je-ah*) [*οἰσοφάγος*, esophagus; *ῥήγνιναι*, to break forth]. Hemorrhage from the esophagus.

Esophagoscope (*es-soft-aj'-o-skōp*) [*οἰσοφάγος*, esophagus; *σκοπεῖν*, to view]. An instrument for examining the interior of the esophagus by artificial light.

Esophagoscopy (*es-soft-aj'-o-skō-pe*) [*οἰσοφάγος*, esophagus; *σκοπεῖν*, to view]. Examination of the interior of the esophagus.

Esophagospasm (*es-soft-aj'-o-spas-m*). See *Esophagismus*.

Esophagostenosis (*es-soft-aj'-o-ste-no'-sis*) [*οἰσοφάγος*, esophagus; *στένωσις*, constriction]. Constriction of the esophagus.

Esophagostomy (*es-soft-aj'-o-to-me*) [*οἰσοφάγος*, esophagus; *στόμα*, mouth]. The formation of an artificial opening in the esophagus.

Esophagotome (*es-soft-aj'-o-tōm*) [*οἰσοφάγος*, esophagus; *τείνειν*, to cut]. An instrument devised for cutting into the esophagus.

Esophagotomy (*es-soft-aj'-o-to-me*) [*οἰσοφάγος*, esophagus; *τομή*, a cutting]. Opening of the esophagus by an external incision.

Esophagus (*es-soft-ag-us*) [*φέρειν*, οἰσεν, to carry; *φαγεῖν*, to eat]. The gullet. The musculo-membranous canal, about nine inches in length, extending from the pharynx to the stomach.

Esophoria (*es-o-fo'-re-ah*) [*ἔσω*, inward; *φορεῖν*, to bear]. See *Heterophoria*.

Esorhinus (*es-or-in'-us*) [*ἔσω*, within; *ῥίς*, nose]. Lissauer's term for a skull in which the angle formed between the lines running from the premaxillary point and the incisive foramen to the naso-frontal point is between 0° and 20° .

Esoteric (*e-so-ter'-ik*) [*ἑσωτερός*, within; *ἰσωτηρικός*, secret, mysterious]. Arising within the organism.

Esotropia (*e-so-tro'-pe-ah*) [*ἔσω*, inward; *πρῖπειν*, to turn]. Convergent strabismus. See *Strabismus*.

Essence (*es'-ens*) [*essentia*, essence]. 1. That quality of a thing giving it peculiarity of power. 2. The peculiar qualities of a drug extracted and reduced to a small compass. 3. A solution of an essential oil in alcohol.

Essential (*es-en'-shul*) [*essentia*, essence]. Pertaining to the essence of a substance. Pertaining to the peculiar and distinctive characteristic of a disease. **E. Oils**; the essential or volatile oils (*attars*) are found extensively distributed throughout the vegetable kingdom. They occur in almost all parts of the plants except the cotyledons of the seeds. They impart the peculiar and characteristic odors to the plants, furnish the perfumes, spices, and aromatics, and many of them possess valuable medicinal properties. Chemically, essential oils are often divided roughly into three classes,—oils composed of hydrocarbons only, oils containing hydrocarbons mixed with oxygenated products, and oils containing sulphur compounds. A more exact, but still quite general, chemic division is the following: 1. Oils consisting chiefly of *terpenes* ($C_{10}H_{16}$) and oxidized products allied thereto; examples, oil of turpentine, oil of lemon, oil of camphor. 2. Oils consisting chiefly of *cedrenes* ($C_{15}H_{24}$) and oxidized products allied thereto; examples, oil of cedar, oil of cubeb, oil of cloves. 3. Oils consisting chiefly of *aromatic aldehyds* and allied bodies; examples, oil of bitter almonds, oil of cinnamon. 4. Oils consisting chiefly of *etheral salts*. These may be either (a) oxygen salts, as in oil of wintergreen, or (b) sulphur salts, as in oil of mustard, oil of garlic. **E. Paralysis**, paralysis without characteristic anatomic lesions.

Ester (*es-ter*). Any compound ether in which both an alcohol radical and an acid radical are present. **E. Halogen**, a derivative of the alcohols, obtained by heating them with the hydrogen haloids, or with the halogen derivatives of phosphorus. **E. Haloid**, also called *alkylogen*; any product of the action of the halogen hydrid on the alcohols. The haloid esters are perfectly analogous to the true esters produced by the action of alcohols and oxygen acids.

Esthacyte (*es'-thas-it*) [*αἰσθηεσθαί*, to perceive; *κύτος*, a cell]. In biology, one of the sense-cells of a sponge, granular, spindle-shaped, bearing palpo-cils.

Esthematology (*es-them-at-ol'-o-je*) [*αἰσθημα*, a perception; *λόγος*, science]. The science of the sensations and of the sense-apparatus.

Esthesia (*es-the'-ze-ah*) [*αἰσθησις*, sensation]. 1. Capacity of perception; feeling, or sensation. 2. Any nervous disease that affects the senses or perceptions.

Esthesin (*es'-thas-in*) [*αἰσθησις*, sensibility], $C_{25}H_{29}NO_3$. A feebly basic body, said by Thudichum to be obtainable from brain-tissue.

Esthesiodermia (*es-the-ze-o-der'-me-ah*) [*αἰσθησις*, sensation; *δέρμα*, skin]. An affection of the skin with disturbance of the sensory function, which may be decreased, increased, or abolished.

Esthesiogen (*es-the'-ze-o-je-n*) [*αἰσθησις*, sensation; *γεννᾶν*, to produce]. Any material, as a metal, which in certain states of the body appears to have a specific effect upon the sensibility of the patient.

Esthesiogenic (*es-the-ze-o-je-n'-ik*) [*αἰσθησις*, sensation; *γεννᾶν*, to produce]. Relating to the production of sensations.

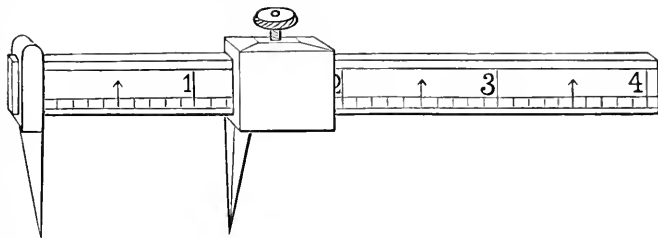
Esthesiogeny (*es-the-ze-ol'-en-e*) [*αἰσθησις*, sensation; *γεννᾶν*, to produce]. The production of altered or perverted sensations.

Esthesiography (*es-the-ze-og'-ra-fe*) [*αἰσθησις*, sensation; *γράφειν*, to write]. A description of the organs of sensation and perception.

Esthesiology (*es-the-ze-ol'-o-je*) [*αἰσθησις*, a feeling; *λόγος*, science]. A treatise on, or the science of, the senses.

Esthesiomania (*es-the-ze-o-ma'-ne-ah*) [*αἰσθησις*, feeling; *μανία*, madness]. Insanity marked by perverted moral feeling and by purposeless eccentricities.

Esthesiometer (*es-the-ze-om'-et-er*) [*αἰσθησις*, sensation; *μέτρον*, a measure]. An instrument for measuring tactile sensibility.



ESTHESIOMETER OF SIEVEKING (From Aitkin.)

Esthesiometry (*es-the-ze-om'-et-er*) [*αἰσθησις*, sensation; *μέτρον*, measure]. The measurement or estimation of tactile sensibility.

Esthesioneurosis (*es-the-ze-o-nu-ro'-sis*) [*αἰσθησις*, perception; *νεῦρον*, nerve]. Any nervous disease in which there are disorders of sensation.

Esthesis (*es-the'-sis*) [*αἰσθησις*, sensation]. Sensibility; sense-perception; a feeling or sense-impression.

Esthesodic (*es-the-sod'-ik*) [*αἰσθησις*, sensation; *ὁδός*, a way]. Serving to convey sense-impressions, as to the brain.

Esthetophore (*es-the'-o-for*) [*αἰσθητός*, sensible; *φέρειν*, to bear]. In biology, the hypothetic physical basis of consciousness (Cope).

Esthiomene (*es-the-om'-en-e*) [*ἔσθιουμένη*, eating]. Lupus exedens; lupus of the vulva; a very rare and chronic disease commencing during the menstrual period. It is a form of ulceration accompanied by fibrous overgrowths of the surrounding and adjacent tissues. It produces hard, cicatricial tissue on healing. There is a process of imperceptible disintegration of the tissues, but no sloughing. Death may result from hemorrhage or perforation into the peritoneal cavity or bladder.

Esthiomenous (*es-the-om'-en-us*) [*ἔσθιουμένη*, eating]. Corroding; phagedenic.

Esthophysiology (*es-tho-fiz-e-ol'-o-je*) [*αἰσθησις*, sensation; *οἶσις*, nature; *λόγος*, science]. The physiology of sensation and of the sense-apparatus.

Estival (*es'-tiv-al*) [*æstas*, summer]. In biology, produced in summer.

Estivation (*es-tiv-a'-shun*) [*æstivare*, to pass the summer]. In biology, (a) the dormant condition of certain plants and animals during the summer; (b) the arrangement of the floral organs in the bud.

Estlander's Method. See *Treatment, Methods of*. **E. Operation**. See *Operations, Table of*.

Estromania (*es-tro-ma' ne-ah*) [*ἄστρομος*, gad fly; lust; *ἄρα*, madness]. Same as *Mimphomania*.

Estrual (*es'tru-ah*) [*ἄστρομος*, gad fly]. Pertaining to estruation.

Estruation (*es'tru-ah-shun*) [*ἄστρομος*, gad fly]. The condition of being under the influence of intense sexual passion.

Estrum, Estrus (*es'tru-um, -us-trus*) [*ἄστρομος*, gad fly]. Any vehement passion or desire; the sensation in animals occurring at the crisis of coition. The orgasm.

Estuarius (*es'tu-er-i-us*) [*æstus*, heat]. A vapor-bath. Also a stove designed to apply warm, dry air to all parts of the body at the same time.

Estuation (*es'tu-ah-shun*) [*æstus*, heat]. Heat; boiling; fever; a heated state.

Esyopus (*es-yo-pus*) [*ἄστρομος*]. The yolk or suint of wool. See *Suint*.

Ethyl (*et-il*) [*ἠθέρ*, the upper air], $C_{16}H_{33}OH$. Cetyl alcohol; a substance separated from spermaceti by Chevreul, and named by him. It is a solid, fusible at nearly the same point as spermaceti, and on cooling crystallizes in plates. It is susceptible of union with various bases, with which it forms salts or soaps.

Ethaldehyd (*et-al' f'id-ē*). See *Acetaldehyd*.

Ethane (*et-an*) [*ἠθέρ*, the upper air]. Paraffin; any one of the products of the dry distillation of wood, turf, bituminous shales, lignite, and bituminous coal, and other coals rich in hydrogen. The ethanes are thus present in illuminating gas and the light tar-oils. Petroleum contains them already formed. The lowest members, up to butane, are gases at ordinary temperatures, soluble in alcohol and ether. The intermediate members form colorless liquids of faint, characteristic odor, miscible in water, but miscible with alcohol and ether. The higher members are crystalline solids (paraffins), soluble in alcohol, and more readily in ether. The specific gravities of the liquid and solid hydrocarbons increase with the molecular weights, but they are always less than the specific gravity of water. The boiling points, too, rise with the molecular weights. The isomers of normal structure possess the highest boiling points; the lowest are those of the quaternary hydrocarbons. For *Table of Ethanes* see under *Hydrocarbons*.

Ethene (*et-ēn*). Same as *Ethylene*. **E. Chlorid**. See *Ammonia*.

Ether (*et-er*) [*ἠθέρ*, the upper air]. 1. The transparent fluid filling space and interpenetrating all bodies; the medium of transmission of the vibratory activities of light, heat, electricity, and magnetism. 2. A pure, colorless, volatile, and highly inflammable liquid; in composition a diethylidic oxid ($C_2H_5)_2O$, ethynal, or ethylidic ether. It is used mainly as a solvent for oils and fats, and as an anesthetic. Internally it is anodyne, antispasmodic, diaphoretic, and narcotic. In overdoses it is an anesthetic, and a cardiac stimulant in local application, stimulating the respiratory centers. See also *Diethylidic Ether*. The term is used also to designate a large class of organic compounds. See *Table annexed*. **E. Acetic**, has properties like those of ethylidic ether. Dose $\mathfrak{m} \times \mathfrak{s}$. **E. Commercial**, contains 40 per cent of ether. It is unfit for use except as a solvent. **E. fortior**, should contain 94 per cent of ethylidic ether. Dose $\mathfrak{m} \times \mathfrak{s}$. **E. Hydriodic**, unof. Dose ʒiʒ. **E. Hydrobromic**, unof. Dose $\mathfrak{m} \times \mathfrak{s}$. **E. Oleum**, contains equal parts of ether and heavy oil. Dose ʒiʒ. **E. Spt.**, of ether 32.5 and heavy oil 7.5. **E. Comp. Spt.**, of Hoffman's anodyne Ether 32.5, of heavy oil 3.95, of ethylidic oil 2.5 per cent. Dose $\mathfrak{m} \times \mathfrak{s}$. **E. Nitrous Spirit**, is 1 part of nitrous oxid and 9 parts of ether. Dose ʒss-ʒss. There is also a large class of mainly volatile

compounds known as ethers which are products of the union of two monovalent alcohol radicals through the agency of an oxygen atom. They are the oxids of the alcohol radicals, and are neutral, volatile bodies, nearly insoluble in water. The lowest members are liquid; the highest are solids. **E.-acids**, the so-called neutral esters. They are not volatile; are soluble in water, and yield bases with salts. **E.-drinking, E.-intoxication**, a form of tipping somewhat common in some parts of Ireland. Thus taken, ether is similar in effects to alcohol, but more rapid in action, and its use is attended with profound moral degeneration. **E., Mixed**, ether containing different alcohol radicals. **E., Simple**, ether containing two similar alcohol radicals.

TABLE OF ETHERS.
OF THE FATTY COMPOUNDS.

NAME.	FORMULA.	PHYSICAL CONDITION.	ROLLING-POINT (CENTIGRADE)	SPECIFIC GRAVITY.
Methyl, . . .	(CH_3) ₂ O	Gas, normally. Liquid at -23° C.		
Ethyl,	(C_2H_5) ₂ O	Liquid.	35°	0.736 at 0°.
Propyl,	(C_3H_7) ₂ O	Liquid.	60-62°	
Butyl,	(C_4H_9) ₂ O			
Amyl,	(C_5H_{11}) ₂ O	Liquid.	176°	0.779.
Cetyl,	($C_{16}H_{33}$) ₂ O	Solid.	300°	
Vinyl,	(C_2H_3) ₂ O		39°	
Allyl,	(C_3H_5) ₂ O		85°	
Vinyl ethyl, . .	$C_2H_3O C_2H_5$	Liquid.	35.5°	
Allyl ethyl, . .	$C_3H_5O C_2H_5$	Liquid	66°	

Ethereal (*et-her'e-al*) [*ἠθέρ*, the upper air]. Pertaining to the ether or to ether.

Ethereomania (*et-her-e-o-ma' ne-ah*) [*ἠθέρ*, ether; *μανία*, madness]. The mania for drinking ether; ether-intoxication.

Ethereomaniac (*et-her-e-o-ma' ne-ak*) [*ἠθέρ*, ether; *μανία*, madness]. One who is addicted to the use of ether as a stimulant.

Etherify (*et-ther-if-i*) [*ἠθέρ*, ether; *ποιεῖν*, to make]. To convert into ether.

Etherism (*et-ther-izm*) [*ἠθέρ*, ether]. The phenomena produced upon the animal economy by the administration of ether.

Etherization (*et-ther-iz-ah-shun*) [*ἠθέρ*, ether]. The administration of ether to produce anesthesia. This is effected by inhalation of the vapor.

Etheromania (*et-ther-o-ma' ne-ah*) [*ἠθέρ*, ether; *μανία*, madness]. See *Ethereomania*.

Ethics (*et-ih-iks*) [*ἠθικός*, moral]. The science of human feelings, thoughts, and actions relating to duty or

morality. **E., Medical**, the duties a physician owes to himself, his profession and his fellow-men.

Ethidene (*eth'-id-en*) (*ether*, ether), C_2H_4 . Ethylidene; a bivalent radicle. **E. Chlorid**, or **Dichlorid**, a colorless, transparent, oily fluid, tasting and smelling like chloroform, with a specific gravity of 1.174 at 17° C., and boiling at 60° C. It is prepared from aldehyd by acting upon it with pentachlorid of phosphorus; it is also formed as a bye-product in the preparation of chloral, and is separated by distillation and subsequent fractionation. It is insoluble in water, but soluble in alcohol, chloroform, ether, and oils. It is less inflammable than chloroform, but rapidly decomposes. It has been used as a general anesthetic. See *Anesthetic*. **E. Diethylate**. See *Acetal*.

Ethiopicification (*e-the-op-ik-ik'-shun*) [*αἰθῶπ*, an Ethiopian; *facere*, to make]. A darkening of the skin such as sometimes results from the misuse of mercurial, silver, or arsenical remedies.

Ethmocephalus (*eth-mo-sef'-al-us*) [*ἠθμοῦς*, ethmoid; *κεφαλή*, head]. A variety of single autositic monsters of the species cyclocephalus, in which there is a representative of the nose in the shape of a proboscis terminating anteriorly in two imperfect nostrils or in a single opening. There are two eyes and two eye-sockets.

Ethmocranial (*eth-mo-kra'-ne-al*) [*ἠθμοῦς*, ethmoid; *κράνιον*, skull]. Relating to the ethmoid and to the rest of the cranium.

Ethmofrontal (*eth-mo-frun'-tal*) [*ἠθμοῦς*, ethmoid; *frontalis*, front]. Relating to the ethmoid and frontal bones.

Ethmoid (*eth'-moid*) [*ἠθμοῦς*, a sieve; *εἶδος*, likeness]. The cribriform bone of the nose, perforated for the transmission of the olfactory nerve; it forms a part of the base of the skull.

Ethmoid or **Ethmoidal** (*eth'-moid*, *eth-moi'-dal*) [*ἠθμοῦς*, a sieve; *εἶδος*, likeness]. Relating to the ethmoid bone.

Ethmoiden (*eth-moi'-den*) [*ἠθμοῦς*, a sieve; *εἶδος*, likeness]. Belonging to the ethmoid bone in itself.

Ethmoiditis (*eth-moid-i'-tis*) [*ἠθμοῦς*, a sieve; *εἶδος*, likeness; *τις*, inflammation]. Inflammation of the ethmoid bone, or of the ethmoid sinuses.

Ethmoplecosis (*eth-mo-ple-kol'-sis*) [*ἠθμοῦς*, sieve; *πλέκειν*, to twine; *νόσος*, disease]. Any disease attacking the cellular tissue.

Ethmoturbinal (*eth-mo-tur'-bin-al*) [*ἠθμοῦς*, a sieve; *turbo*, a top]. Relating to the turbinal portions of the ethmoid bone, forming what are known as the superior and middle turbinated bones.

Ethmyphe (*eth'-mif-ē*) [*ἠθμοῦς*, sieve; *ἰσὴ*, web]. The connective tissue.

Ethmyphitis (*eth-mif-i'-tis*) [*ἠθμοῦς*, sieve; *ἰσὴ*, web; *τις*, inflammation]. Inflammation of the ethmyphe or connective tissue; cellulitis.

Ethnic (*eth'-nik*) [*ἔθνος*, a race]. Pertaining to race. **E. Idiocy**. See *Idiocy*, *Ethnic*.

Ethnology (*eth-nol'-o-je*) [*ἔθνος*, a nation; *λόγος*, science]. The comparative study of the races of mankind.

Ethoxycaffein (*eth-oks-e-kaf'-e-in*), $C_{10}H_{14}N_2O_6$. A remedy recommended to relieve the pain of herpes zoster, migraine, and neuralgia. In overdoses it has a toxic effect; gr. viij causes drunkenness and vomiting. Dose gr. iv. Unof.

Ethusa (*e-thu'-sah*) [*αἰθεῖν*, to burn]. A genus of umbelliferous plants. **E. cynapium**, or fools' parsley, has poisonous qualities. It was formerly used as an emmenagogue. Unof.

Ethusin (*e-thu'-sin*) [*αἰθεῖν*, to burn]. A poisonous alkaloid obtainable from *Ethusa cynapium*, or fools' parsley.

Ethyl (*eth'-il*) [*αἰθῆρ*, ether; *ἴζη*, material]. C_2H_5 . The hypothetical radicle of alcohol. **E. Blue**. See *Pigments*, *Conspectus of*. **E. Bromid**, C_2H_5Br , Bromethyl; monobromethane. A rapid and transient anesthetic. Narcosis is produced in one-half to one minute, and does not last much longer. See *Anesthetic*. **E. Bromid, Liq.**, 1 in 200, used in angina pectoris. Dose $\frac{5}{8}$ ss-ij. Unof. **E. Chlorid**, C_2H_5Cl , Chloric Ether. An anesthetic resembling chloroform in action. It is sometimes followed by corneal opacity. See *Anesthetic*. Unof. **E. Eosin**. Same as *Prinrose*. **E. Green**. See *Pigments*, *Conspectus of*. **E. Iodid**, C_2H_5I . Hydriodic Ether. Used to relieve the dyspnea of bronchitic asthma and edematous laryngitis. Dose to be inhaled, \mathfrak{m} v, three or four times daily. Unof. **E. Purple**. See *Pigments*, *Conspectus of*.

Ethylamin (*eth-il'-am-in*) [*αἰθῆρ*, ether; *ἴζη*, material; *αμίν*]. A non-poisonous ptomaine formed in putrefying yeast, in wheat-flour, and in the distillation of beet-sugar residues. It is a strongly ammoniacal liquid, boiling at 18.7° C., and is miscible with water in every proportion; it is combustible, and possesses strong basic properties.

Ethylene (*eth'-il-en*) [*αἰθῆρ*, ether; *ἴζη*, matter]. Olefiant gas, C_2H_4 . A colorless, poisonous gas having an unpleasant, suffocating smell. It burns with a bright luminous flame, and when mixed with air explodes violently. It is one of the constituents of illuminating gas, and has strong affinities, especially for chlorine, with which it unites to form an oily compound. **E. Blue**. See *Pigments*, *Conspectus of*. **E. Bromid**, a light brownish-colored liquid with the formula, $C_2H_4Br_2$. It has been used with great benefit in epilepsy in $\frac{3}{4}$ to 2 $\frac{1}{4}$ minim doses two or three times daily. Unof. **E. Chlorid**. See *Ethene chlorid*.

Ethylidene (*eth-il'-id-en*). See *Ethidene*.

Ethylidenediamin (*eth-il'-id-en-dil'-am-in*). $C_2H_4(NH_2)_2$. A poisonous ptomaine obtained from decomposing haddock. Injections of the ptomaine in mice and guinea-pigs produce abundant flow of secretion from the nose, mouth, and eyes; the pupils dilate and the eyeballs project. Violent dyspnea follows and continues until death, which does not take place for twenty-four hours or more. The heart is stepped in diastole.

Etiolate (*e'-te-o-lat*) [*Fr.*, *étioier*, to blanch]. In biology, to blanch or be whitened by the exclusion of light.

Etiolation (*e-te-o-lat'-shan*) [*Fr.*, *étioier*, to blanch]. The paleness or blanching, in plants or animals, from confinement in darkness.

Etiolin (*e'-te-o-lin*) [*Fr.*, *étioier*, to blanch]. The yellow pigment of etiolate leaves.

Etiology (*e-te-ol'-o-je*) [*αἰτία*, a cause; *λόγος*, science]. A treatise on, or pertaining to, the causes of disease.

Etotomy (*e-trol'-o-me*) [*ἠτρωσις*, pelvis; *τομή*, section]. A name proposed for pelvic section. Cf. *Pubetrotomy*.

Euanthol (*u-an'-thol*) [*εὖ*, well; *ἄνθος*, a flower; *oleum*, oil], $C_{11}H_{16}O$. Euantholic aldehyd, a product of the distillation of castor-oil; it is a liquid of pungent odor, boiling at from 153° to 154° C.

Eucalin (*u'-kal-in*) [*εὖ*, well; *καλύπτειν*, to cover], $C_6H_{12}O_6$. A glucose arising from the fermentation of melitose. Its properties are similar to those of inosite. It is non-fermentable, and dextrorotatory.

Eucalyptol (*u-kal-ipt'-tol*) [*εὖ*, well; *καλύπτειν*, to cover], $C_{10}H_{18}O$. An antiseptic camphor, prepared from the essential oil derived from the distillation of the leaves of *E. globulus*, and other species of the genus. It is used in bronchitis and chronic catarrh; and also in ear-diseases and in urethritis, and externally in various liniments and washes. Dose \mathfrak{m} v, in capsules, three times daily. Unof.

Eucalyptus (*u-kal-íp'-'tus*) [*é*], well; *καλίπτεω*, to cover]. The leaves (lanceolate, after three years' growth) of *E. globulus*, or Blue Gum, native to Australia, but now cultivated in California. It contains a volatile oil, that yields *eucalyptol*, a camphor, by distillation. It is an aromatic bitter, promoting digestion. It is highly antiseptic and anti-malarial, and is valuable in atonic dyspepsia and in intermittent fevers. **E., Ext.** Dose gr. iij-x. **E., Fld. Ext.**, alcoholic. Dose ℥x-ʒj. **E. Gum** (B. P.); also called Australian Kino; a red gum from the bark of the *E. carvibosa*, *E. resinifera*, and *E. rostrata* of Australia. It is intensely astringent, and valuable in the treatment of relaxed throat. Dose gr. ij-x. The genus *Eucalyptus* embraces many species of trees and shrubs, nearly all of which appear to have useful medicinal properties. **E. Honey**, honey gathered by bees from the flowers of various species of *Eucalyptus*. It is highly aromatic, containing eucalyptol (17 per cent.), eymol, and a terpene. It is valued in Australian domestic practice as a cure for almost all catarrhal troubles. **E. Manna**, a variety of manna produced in Australia from *E. riminialis*, *E. mannifera*, and *E. dumosa*. **E. Ol.**, the volatile oil. Dose ℥v-xxx, in capsules or emulsion. **E., Tinct.** Unof. Dose ʒ ss-ij. **E. Unguentum** (B. P.). Seldom use 1.

Eucheuma (*u-ku'-'mah*) [*é*], *εὐχυστός*, well-flavored]. A genus of sea-weeds. **E. gelatinæ** and **E. spinosum**, from S. E. Asian seas, afford some part of the agar-agar of commerce.

Euchlorin (*u-kló'-'rin*) [*é*], well; *χλωρός*, greenish]. A mixture of chlorous acid and free chlorin.

Euchroic Acid (*u-kró'-'tik*). See *Acid*.

Euchylia (*u-ku'-'e-ah*) [*é*], well; *χυλός*, the chyle]. A normal condition of the chyle.

Euchymia (*u-ku'-'e-ah*) [*é*], well; *χυμός*, juice]. A healthy condition of the fluids of the body.

Eucinesia, Eukinesia (*u-kin'-'e-se-ah*) [*é*], well; *κίνησις*, motion]. Normal power of movement.

Eucrasia (*u-krá'-'se-ah*) [*é*], well; *κράσις*, mixture]. Good health; a sound constitution; the reverse of dyscrasia.

Eucyclic (*u-sik'-'lik*) [*é*], well; *κύκλος*, a circle]. In biology, applied to flowers, the organs in each whorl of which equal in number, and alternate with, those of the adjoining whorl.

Eudiometer (*u-dí'-'om'-'et-er*) [*é*], *ἠδία*, calm weather; *μέτρον*, measure]. An instrument for ascertaining the purity of the air, and for the analysis of gases.

Eudipleural (*u-de-plú'-'ral*) [*é*], well; *δίς*, two; *πλευρά*, side]. In biology, bilaterally symmetric.

Euesthesia (*u-es'th'-'e-ah*) [*é*], well; *αἰσθησις*, sensation]. The sense of well-being; vigor and normal condition of the senses.

Eugenesia (*u-ju'-'es-ia*) [*é*], well; *γένεσις*, generation]. In biology, fertility.

Eugenia (*u-ju'-'e-n-ah*) [after Prince Eugene of Savoy]. A genus of more than 500 species of myrtaaceous trees and shrubs, mostly tropical. **E. caryophyllata** yields *oil of cloves*. **Pimenta** is a product of **E. pimenta**. Various other species are medicinal, and some afford edible fruits. **E. cheken**. See *Cheken*.

Eugenic Acid (*u-ju'-'e-n-ik*). See *Eugenol*.

Eugenin (*u-ju'-'e-n-in*). See *Caryophyllin*.

Eugenol (*u-ju'-'e-n-ol*) [*é*], *εὐγενόλη*, *um*, oil], $C_{10}H_{12}O_2$. Eugenic Acid; a substance that occurs in clove oil, and in allspice. It is an aromatic oil that boils at 247° C. It is antispasmodic, and a local anesthetic in dentistry. Dose gr. xv, well diluted. Unof.

Eukinesia (*u-ku'-'e-n-ah*). See *Eukinesia*.

Eulachon Oil, or **Eulachoni Oleum** (*u'-'lak-on*, or *u-lák'-'on*) [native name in North Pacific

islands]. Candle-fish Oil. The oil of the fish *Thaleichthys pacificus*, or candlefish. It is less disagreeable than cod-liver oil, for which it is often substituted. Dose ʒj-iv. Unof.

Eulyptol (*u-líp'-'tol*). An antiseptic substance composed of six parts of salicylic acid and one part each of carbolic acid and essence of eucalyptus. It does not produce albuminates when applied to wounds. Dose internally, ʒij-iiss per diem. See *Eucalyptus*.

Eumerism (*u'-'mer-izm*) [*é*], well; *μέρος*, a part]. In biology, opposed to dysmerism; an aggregate of eumeristic parts.

Eumeristic (*u-mer-is't-'tik*) [*é*], well; *μερίζειν*, to divide]. In biology, applied to an aggregation of like parts arranged in a regular series, as a tapeworm.

Eumerogenesis (*u-me-ro-ju'-'es-is*) [*é*], well; *μέρος*, division; *γένεσις*, generation]. In biology, development by fission, or the multiplication of like parts, producing a regular series.

Eumeromorph (*u'-'mer-o-morf*) [*é*], well; *μέρος*, a division; *μορφή*, shape]. An organism resulting from eumerogenesis, as an arthropodous bacillus-filament.

Eunuch (*u'-'nuk*) [*é*], *εὐνούχος*, guardian of the couch]. One from whom the genital organs have been removed or mutilated so as to render him impotent.

Eunuchism (*u'-'nuk-izm*) [*é*], *εὐνούχος*, guardian of the couch]. The condition of being a eunuch.

Euonymin (*u-on'-'im-in*) [*é*], *εὐώνυμος*, having a good name]. A precipitate from the tincture of Wahoo, *Euonymus americanus*; it is tonic, laxative, and expectorant. Dose ½ to 3 grains. Unof.

Euonymus (*u-on'-'im-us*) [*é*], *εὐώνυμος*, having a good name]. 1. A genus of Celastraceous shrubs and trees. 2. Wahoo. The bark of *E. atropurpureus* is an astringent tonic and purgative, resembling rhubarb, jalap, aloes, etc., but rather milder. It is beneficially employed in dropsy and hepatic affections. **E., Ext.** Dose gr. j-v. **E., Ext., Fld.** Dose ʒ ss-ij. **E., Tinct.** (1 in 5). Dose ℥x-xl. *E. americanus* has similar properties.

Eupareunia (*u-par-u'-'ne-ah*) [*é*], well; *πάρενος*, spouse]. Sexual compatibility.

Eupathia, or **Eupatheia** (*u-path-i'-'ah*) [*é*], *εὐπάθεια*; *é*], well; *πάθος*, feeling]. 1. Euphoria. 2. Sensitiveness to impressions.

Eupatorin (*u-pat-o'-'rin*) [*é*], *εὐπατόριον*, agrimony]. 1. A precipitate from the tincture of Thoroughwort, *Eupatorium perfoliatum*; it is aperient, emetic, febrifuge and tonic. Dose 1 to 3 grains. Unof. 2. A crystalline glucosid from *Eupatorium cannabinum* of Europe. See also *Eupurpurin*.

Eupatorium (*u-pat-o'-'re-um*) [*é*], *εὐπατόριον*, agrimony]. A genus of composite-flowered plants. In pharmacy, *Eupatorium* denotes the leaves and flowering-tops of *E. perfoliatum*, thoroughwort, or boneset. It is a bitter tonic, diaphoretic, aperient and emetic, of value in remittent and typhoid fevers, and thought, also, to be a teniafuge. **E., Fld. Ext.** Dose ℥x-ʒj. **E. purpureum**, trumpet-weed, another American species, has similar qualities (see *Eupurpurin*), but is more markedly diuretic, as is also *E. amarissimum*, of the U. S. Many other species of this large genus are actively medicinal.

Eupepsia (*u-pep'-'e-ah*) [*é*], well; *πέπτειν*, to digest]. Sound or normal digestion.

Eupeptic (*u-pep'-'tik*) [*é*], well; *πέπτειν*, to digest]. Possessing a good digestion; promoting digestion.

Euperistalsis (*u-pe'-'is-tal'-'sis*) [*é*], well; *περί*, around; *στάσις*, compression]. The quiet peristaltic movements of the intestines in health. See *Peristalsis*.

Euphonia (*u-fo'-'ne-ah*) [*é*], well; *φωνή*, voice]. A normal, good, and clear condition of the voice.

Euphony (*u'-fon-e*). See *Euphonia*.

Euphorbia (*u-for'-be-ah*) [*εὐφώρβιον*, an African plant]. A genus of some 700 species of trees, shrubs and herbs, mostly with a milky, acrid, or poisonous juice. **E. resinifera**, of Africa affords *cuphorbium*. **E. lathyris**, yields oil of euphorbia, an active, but uncertain cathartic. From **E. drummondii**, drumlin is prepared. In N. America, **E. corollata**, **E. ipecacuanha**, **E. vulgaris**, **E. prostrata**, and other native species have been employed in medicine, there being about 100 species in the U. S. **E. pilulifera**, of S. America and Australia, has reputed value in asthma and cardiac dyspnea. Dose of the extract gr. j.; of the fluid extract ʒ ss-j; of the tincture ʒ ss-j; to be used with great caution. **E. piscidia**, of tropical America, a virulent poison, is locally employed as a caustic. Many other species are actively medicinal.

Euphorbin (*u-for'-bin*) [*εὐφώρβιον*, an African plant]. A precipitate from a tincture of the root of *Euphorbia corollata*; it is an emetic, expectorant, vermifuge and arterial sedative. Dose ¼ to 3 grains. Unof.

Euphorbium (*u-for'-be-um*) [*εὐφώρβιον*, an African plant]. An acrid gum-resin afforded by *Euphorbia resinifera* and *E. officinarum*. It is strongly purgative and vesicant, and is now mainly employed in veterinary medicine.

Euphoria (*u-for'-e-ah*) [*εὐφωρία*, easily carried]. 1. The sense of well-being or health. 2. Ability to endure pain.

Euphoric (*u-for'-ik*) [*εὐφωρία*, easily carried]. Marked by or pertaining to euphoria.

Euphorin (*u-for'-in*) [*εὐφωρία*, easily carried]. C₉H₉NO. Phenyl-urethan, derived from anilin, a white crystalline powder, nearly insoluble in water, soluble in weak alcohol. It is recommended as a safe and rapid antipyretic in doses of from 5 to 30 grains daily. Unof. See *Phenyl-urethan*.

Euphrasia (*u-fra'-ze-ah*) [*εὐφροασία*, delight]. Eye-bright. A small annual, formerly much used in eye-affectations. It is of utility as an astringent lotion in conjunctivitis, and invaluable in breaking up nasal catarrh and in hay-fever. **E.**, **Tinct.**, strength 1 g. Dose ʒ j-v.

Eupiton (*u'-pit-on*), C₂₅H₂₆O₆. Eupitonic acid. An aurin into which six methoxyl groups have been introduced. It forms orange-yellow crystals, melting with decomposition, at 200° C.

Euplastic (*u-plas'-tik*) [*εὐ*, well; *πλάσσειν*, to form]. Susceptible of being transformed into sound, healthy, and permanent tissue.

Eupnea (*ēp-ne'-ah*) [*εὐ*, well; *πνεῖν*, to breathe]. Normal and easy respiration.

Eupurpurin (*u-pur'-pu-rin*) [*εὐ*, well; *purpura*, purple]. A precipitate from the tincture of *Eupatorium purpureum*; it is diuretic, stimulant, astringent, and tonic. Dose 1 to 4 grains. Unof.

Eurhipidurous (*u-rip'id-u'-rus*) [*εὐ*, well; *ῥίπις*, a fan; *οἰρά*, tail]. In biology, applied to such birds as have a fan-like arrangement of the tail-feathers.

Eurhodins (*u'-ro-din-z*). Dyes derived from the phenazines by the introduction of one or more amido-groups. They are feeble bases.

European Cholera. Synonym of *Cholera*.

Europhen (*u'-ro-fen*). A preparation of iodine recommended as a substitute for iodoform. It is a valuable antiseptic, antisyphilitic, and antituberculous. In skin-diseases, a 5 to 10 per cent. ointment is employed. It is used hypodermically in doses of gr. ¼-iss. Chemically, it contains one atom of iodine joined to two molecules of isobutylresol. Unof. **E.-aristol**, a preparation of europhen with aristol; a substitute for iodoform.

Eurycephalic, or **Eurycephalous**, (*u-ris-ef-al'-ik*, *u-ris-ef'-al-us*) [*εὐρύς*, wide; *κεφαλή*, head]. Broad-headed; having a very wide skull.

Eurycerous (*u-ris'-er-us*) [*εὐρύς*, broad; *κίρις*, a horn]. In biology, having broad horns.

Eurychasmus (*u-rik-az'-mus*) [*εὐρύς*, broad; *χάσμα*, a chasm]. Lissauer's term for a skull in which the angle formed between the lines joining the point of the wing of the vomer and the posterior nasal spine and anterior margin of the foramen magnum is between 153° and 154°.

Eurycoronine (*u-rik-or-ol'-nin*) [*εὐρύς*, broad; *κορώνη*, crown]. In biology, having broad-crowned molar teeth.

Eurypylous (*u-rip'il-us*) [*εὐρύς*, wide; *πίλη*, a gate]. In biology, applied to such structures as have wide and directly communicating openings.

Eurystomatous (*u-ris-to'-mat-us*) [*εὐρύς*, wide; *στόμα*, mouth]. In biology, applied to animals with large, wide mouths.

Eurythermal (*u-rith-er'-mal*) [*εὐρύς*, wide; *θερμη*, heat]. Capable of sustaining a great range of temperature.

Eusomphalus (*u-som'-fal-us*) [*εὖ*, good; *δυσάλος*, navel]. A double monstrosity in which the vital functions of each individual are independent, and in which each has a distinct umbilicus.

Eustachian (*u-sta'-ke-an*) [*εὐσταχιος*, rich in corn]. Pertaining to the Italian anatomist, Eustachio. **E. Artery**. See *Arteries*, *Table of*. **E. Catheter**, an instrument for dilating and otherwise treating the Eustachian tube; it is introduced along the floor of the nose. **E. Tube**, the canal extending from the tympanum to the pharynx. **E. Valve**, a prolongation or continuation of the lining membrane of the post-cava into the right auricle of the fetal heart to direct the blood from the post-cava across the auricle toward the foramen ovale.

Eustachius, Canal of. See *Canal*.

Eustomatous (*u-sto'-mat-us*) [*εὖ*, well; *στόμα*, mouth]. In biology, having a well-formed oral aperture.

Eustrongylus (*u-stron'-jil-us*) [*εὖ*, well; *στρογγύλος*, round]. A genus of parasitic nematode worms. **E. gigas**. See *Thread-worms*, and *Parasites (Animal)*, *Table of*.

Eusystole (*u-sis'-to-le*) [*εὖ*, well; *συστολή*, contraction]. A normal contraction of the cardiac cavities.

Eutaxia (*u-taks'-e-ah*) [*εὖ*, well; *ταξις*, order]. A normal condition of the body.

Euthanasia (*u-than-a'-ze-ah*) [*εὖ*, well; *θάνατος*, death]. An easy or calm death.

Euthycoryphus (*u-thik-or'-if-us*) [*εὐθύς*, straight; *κορυφή*, the head]. Lissauer's term for a skull in which the parietal angle is between 142° and 151°.

Euthymetopus (*u-thim-et'-o-pus*) [*εὐθύς*, straight; *μέτωπον*, the forehead]. Lissauer's term for a skull in which the angle between the lines joining the metopion and bregma and nasion is between 141° and 151.5°.

Euthymia (*u-thim'-e-ah*) [*εὖ*, well; *θυμός*, mind]. Tranquility; cheerfulness.

Euthyopisthocranium (*u-the-o-pis-tho-kra'-ne-us*) [*εὐθύς*, straight; *ὀπίσθη*, the occiput]. Lissauer's term for a skull in which the angulus summi occipitis is between 154° and 172°.

Euthyuranus (*u-the-u'-ran-us*) [*εὐθύς*, straight; *οὐρανός*, the roof of the mouth]. Lissauer's term for a skull in which the angulus summi palati is between 163.5° and 180°.

Eutocia (*u-to'-ke-ah*) [*εὖ*, well; *τόκος*, childbirth]. An easy natural delivery.

Eutrophic (*u-trof'ik*) [*eu*, well; *τροφειν*, to nourish]. Pertaining to eutrophy; promoting the nutritive process; well-nourished.

Eutrophy, or Eutrophia (*u'tro-fē*, or *u-trof'ē-ah*) [*eu*, well; *τροφειν*, to nourish]. A state of normal or healthy nutrition; the condition of being well-nourished.

Eutropic (*u-trof'ik*) [*eu*, well; *τροφειν*, to turn]. In biology, turning or revolving with the sun.

Euxanthin (*eu-zant'hin*) [*eu*, well; *ξανθος*, yellow], $C_{19}H_{16}O_6$; the essential constituent of *Purree*, q. v. It forms small yellow crystals.

Evacuant (*ē-vak'uant*) [*evacuare*, to empty]. 1. Promoting evacuation. 2. A medicine that increases the secretion or evacuation of an organ, especially the bowels. A purgative.

Evacuation (*ē-vak'ū-shun*) [*evacuatio*, a voiding]. Defecation; the act of voiding; that which is voided.

Evalvular (*ē-val'vular*) [*e*, priv.; *valva*, a valve]. In biology, destitute of valves.

Evaporation (*ē-vap'or-ā-shun*) [*e*, priv.; *vapor*, vapor]. In pharmacy, the process of converting a liquid into vapor by the agency of heat.

Eye and Lingard, Bacillus of. See *Bacteria, Synonymic Table of*.

Evectics (*ē-vek'tiks*) [*εὐεκτικός*, in good health]. An old name for hygiene; the science of good health.

Even-headed (*ē-ven'hed'ed*). Neither right-headed nor left-headed. Even-headedness is a condition common among the lower animals, and among idiots, imbeciles, and races of men of low development.

Evening Primrose (*ē-ning'prim'roz*). The flowering tops of *Oenothera biennis*, recommended for asthma with gastric irritability. Dose of the fld. ext. ʒss-ʒj. Unof.

Eventration (*ē-vent'ra-shun*) [*e*, out of; *venter*, the belly]. Extrusion of the abdominal viscera, especially in a monstrosity. The term is used also as a synonym of *Penthaion Abdomen*, q. v.

Evergreen-oak (*ev'grēn-ok*). See *Oak-bark*.

Everitt's Salt. A compound of iron and potassium cyanid. E.'s Test. See *Tests, Table of*.

Everlasting (*ev'ar-lāst-ing*). A popular name for certain plants of the genera *Gnaphalium* and *Antennaria*, small composite-flowered plants. *A. divica* of Europe is antileptic. *A. margaritarea* of N. America is tonic and astringent, and is considered a good sudorific. *A. plantaginifolia* has similar qualities. See also *Life-everlasting*.

Evernia (*ē-ur'ē-ni-ah*) [*eu*, well; *ἔρως*, sprout]. A genus of Parmeliaceous lichens. E. *prunastri*. See *Art. Bryozoa*.

Evernicic Acid (*ev'ar-ni'ik*). See *Acid*.

Eversion (*ē-vert'shun*) [*eversio*, a turning out]. A turning outward. E. of the Eyelid, a folding of the lid upon itself for the purpose of exposing the conjunctival surface or sulcus. See also *Extropium*.

Vertebral (*ē-vert'e-bral*) [*e*, priv.; *vertebra*, a vertebra]. Not vertebral in character, nor derived from vertebrae.

Evidence (*ē-vid'ēn*) [*vidēn*, clear]. In legal medicine, the means by which the existence or non-existence of the truth or falsehood of an alleged fact is ascertained or made evident; proof, as of insanity.

E. Circumstantial, evidence the conclusions based upon which are beyond actual demonstration. E., Conclusive or Positive, evidence that admits of no doubt. E., Expert, that given before a jury by an expert in any profession, possession, or trade.

Evil (*ē-vel*) [*MI*, evil]. 1. A disease. 2. Synonym of *Syphilis*.

Eviration (*ē-vir'ā-shun*) [*evirare*, to castrate]. 1. Castration. 2. The operation; a form of sexual per-

version in which there is a deep and permanent assumption of feminine qualities, with corresponding loss of manly qualities. The opposite of this is termed *Defemination*.

Visceration (*ē-vis'er-ā-shun*) [*e*, out; *viscera*, the bowels]. The removal of the viscera. E. of the Eye, removal of the entire contents of the globe of the eye, leaving the sclerotic intact,—an operation in place of enucleation, and following which some operators insert a glass or metallic shell-globe, called an *artificial vitreous*, to preserve the shape, etc., of the eye-ball. E., Obstetric, the removal of the abdominal or thoracic viscera of the fetus in embryotomy.

Evolution (*ē-vo-lū'-shun*) [*evolutio*; *evolvere*, to unroll].

1. The development or temporary growth and organic change that take place in the uterus during pregnancy.

2. In biology, (1) the doctrine of incasement or preformation of the early physiologists, which supposed that all parts of the fully-formed animal or plant were present in a minute form in the germ. Cf. *Epigenesis*. (2) The doctrine of descent often spoken of as Darwinism, based upon the capacity of every plant and animal to produce other individuals of a like kind, but varying to a greater or less degree according to the differentiation induced by special environment and natural selection. Cf. *Pangenesis*, *Blastogenesis*, *Epigenesis*, *Ontogeny*, *Phylogeny*, *Natural Selection*.

E., Factors of, the recognized factors of evolution are at least five, viz.: (1) Pressure of an environment affecting function and function affecting structure, and the changed structure and function inherited and integrated through successive generations. (2) Use and disuse of organs reacting on growth-force and producing change in form, structure, and size of parts, and such change inherited and integrated through successive generations. (3) Natural selection among individuals of those most in accord with an ever-changing environment—or, as it has been otherwise called, "survival of the fittest." (4) Sexual selection: the selection by the female, among varying male individuals, of the strongest or the most attractive. Among mammals, the selection is mainly of the strongest, as decided by battle; among birds, of the most attractive, as determined by splendor of color or beauty of song. (5) Physiologic selection, or selection of those varieties the individuals of which are fertile among themselves, but sterile or less fertile with other varieties and with the parent stock. This has also been called "segregate fecundity" by Gulick and homogamy by Romanes. These five factors are not universally recognized.

The first two are Lamarckian, the second two Darwinian factors. In the Lamarckian factors the changes occur during individual life, and the offspring is supposed to inherit them unchanged. In the Darwinian factors, on the contrary, the changes are in the offspring, and the individuals during life are supposed to remain substantially unchanged. The fifth factor has been brought forward by Romanes and Gulick and is not yet universally recognized. (6) To these recognized factors of organic evolution must now be added, in human evolution, another and far higher factor, viz., conscious, voluntary cooperation in the work of evolution, conscious striving for the betterment of the individual and of the race. This factor consists essentially in the formation and pursuit of ideals. This is called a factor, but it is also much more than a factor. It stands in place of nature herself—it is a higher, rational nature using all the factors of physical nature for its own higher purposes. To distinguish the evolution determined by this factor from organic evolution, it is called progress. Underlying all these factors as their nec-

essary condition, and therefore themselves not called factors, are two opposite operative principles, viz., *heredity and variability*. Like the conservative and progressive elements in society, one tends to fixedness, the other to change. The one initiates change, the other accumulates its effects in successive generations. The one tries all things, the other holds fast to whatever is good. They are both equally necessary to the successful operation of any or all of the factors. **E.**, **Ontogenetic**, the development of an embryo from an egg. **E.**, **Phylogenetic**, the evolution of species. **E.**, **Spontaneous**, a term expressive of the unaided occurrence in childbirth of a series of changes, whereby a shoulder-presentation is transformed within the pelvis into a combined breech-and-shoulder-presentation and delivery effected.

Evulsion (*e-vull'-shun*) [*evulsio*; *evellere*, to pluck out]. The forcible tearing or plucking away of a part, as a polypus, tonsil, etc.

Ewald's Test-breakfast. A method used in ascertaining the condition of the gastric juice. It consists of 35 to 70 grams of white bread and 300 cm. of water, or a cup of weak tea without milk or sugar.

Ewald and Boas's Method. A method of removing the contents of the stomach. It is carried out by causing the patient to make forcible voluntary contraction of the abdominal muscles, steady pressure being applied to the epigastrium.

Exacerbation (*eks-as-er-ba'-shun*) [*exacerbatio*; *exacerbare*, to be violent]. Increased or paroxysmal violence of the symptoms of a disease.

Exaggerated (*eks-aj'-er-a-ted*) [*exaggerare*, to heap up]. Larger; more marked; increased. **E. Breathing**. See *Breath-sounds*. **E. Lithotomic Posture**. See *Postures, Table of*.

Exalbuminous (*eks-al-bul'-min-us*) [*ex*, priv.; *albumen*, the white of an egg, from *albus*, white]. In biology, applied to seeds in which the nutritive matter, endosperm or albumin, is stored within the embryo.

Exalgin (*eks-al'-jin*) [ἔξι, out; ἄλγος, pain], $C_9H_{11}NO$. Methylacetanilid; a benzene derivative allied to phenacetin. It is a valuable analgesic and antipyretic in doses of one-half to four grains. Unof.

Exalt (*eks-awll'*) [*exaltare*, to lift up; exalt]. In chemistry, to purify or refine.

Exaltation (*eks-awt-ta'-shun*) [*exaltatio*, an uplifting]. 1. Increase of functional activity. 2. Increase of mental activity. 3. A morbid mental state characterized by self-satisfaction, ecstatic joy, abnormal cheerfulness, or optimism, or by delusions of grandeur.

Examination (*eks-am-in-a'-shun*) [*examinare*, to examine]. Investigation, as for the purpose of diagnosis; it is variously qualified as *bimanual*, *digital*, *oral*, *physical*, etc.

Exangia, or **Exangeia** (*eks-an-je'-ah*) [ἔξι, out; ἄγγειον, vessel]. Any dilatation or distention of a blood-vessel, such as aneurysm, varix, or capillary enlargement.

Exanimation (*eks-an im-a'-shun*) [*ex*, out; *anima*, spirit]. Real or apparent death; fainting.

Exannulate (*eks-an'-u-lät*) [*ex*, priv; *annulus*, a ring]. In biology, applied to ferns, the sporangium of which lacks the annulus.

Exanthera, or **Exantherm** (*eks-an'-them-ah*, or *eks'-an-them*) [ἔξιάρθνα, eruption; *pl.*, *Exanthermata*]. 1. An eruption upon the skin. 2. Any exanthematous or eruptive fever. 3. In biology, any irregular spot on the surface of a leaf or other organ. A *Table of the Exanthermata* is appended on page 450. **E.**, **Syphilitic**. See *Roseola, Syphilitic*.

Exanthematic (*eks-an-them-at'-ik*). See *Exanthematous*. **E. Typhus**. See *Typhus Fever*.

Exanthematology (*eks-an-them-at-ol'-o-je*) [ἔξιάρθνα, eruption; λόγος, science]. The science of the exanthematous diseases.

Exanthematous (*eks-an-them'-at-us*) [ἔξιάρθνα, eruption]. Of the nature of or characterized by exanthema, or eruption; of the nature of an eruptive fever.

Exanthesis (*eks-an-thé'-sis*) [ἔξιάρθσις, a blossoming; *pl.*, *Exantheses*]. 1. The breaking out or appearance of an exanthem. 2. Any exanthematous disease. **E. rosalia arthrodynia**. Synonym of *Dengue*.

Exanthinic Acid (*eks-an-thin'-ik*). See *Acid*.

Exanthropia (*eks-an-thro'-pe-ah*) [ἔξι, out; ἀνθρωποφία, men]. Morbid dislike of human society; apantrophia.

Exarteritis (*eks-ar-ter-i'-tis*) [ἔξι, out; ἀρτηρία, artery; τρις, inflammation]. Inflammation of the outer coat of an artery.

Exarthrima (*eks-ar-thrim'-ah*) [ἔξι, out; ἄρθρον, joint; *pl.*, *Exarthrimata*]. Luxation or dislocation of a joint.

Exarticulate (*eks-ar-tik'-u-lät*) [*ex*, priv.; *articulare*, to join]. In biology, applied to limbs, antennae, palpi, or other appendages destitute of joints.

Exarticulation (*eks-ar-tik-u-lä'-shun*) [*ex*, out; *articulus*, joint]. 1. Luxation of a joint. 2. Amputation at a joint.

Excandescencia (*ex-kan-des-en'-she-ah*) [*ex*, out; *candescere*, to glow]. Angry or furious mania; a paroxysm of insane fury.

Excarnation (*eks-kar-na'-shun*) [*ex*, out; *caro*, flesh]. The removal of superfluous tissue from an anatomic preparation.

Excaudate (*eks-kaw'-dät*) [*ex*, priv.; *cauda*, tail]. In biology, tailless.

Excavation (*eks-kav-a'-shun*) [*excavare*, to hollow out]. A hollow or cavity, as in the lungs or in a tissue. **E. of the Optic Nerve**, a hollowing or "cupping" of the disc, or optic nerve-entrance, that may be *physiologic* or *congenital*, and without particular significance; or *pathologic*, the result of glaucoma, optic atrophy, etc.

Excavator (*eks'-kav-a-tor*) [*excavare*, to hollow out]. A dental instrument for opening and forming cavities and removing decayed matter from them; *e. g.*, the hatchet, hoe, and chisel.

Excentric (*eks-sen'-trik*) [*ex*, out; *centrum*, center]. 1. See *Eccentric*. 2. Out of the center or median line. **E. Pains**, radiating pains, symptomatic of spinal disease, due to irritation of the posterior nerve-roots. The pains are felt to be in the peripheral organs, hence the name.

Excerebration (*eks-ser-e-bra'-shun*) [*ex*, out; *cerebrum*, brain]. The removal of the fetal brain in the process of embryotomy.

Excipient (*ek-sip'-e-ent*) [*excipere*, to take up]. In pharmacy, any substance used to give an agreeable or convenient form to the ingredients of a prescription.

Exciple (*ek'-sip-l*) [*excipulum*, a receiving-vessel]. That part of a lichen forming the rim of the perithecium, or immediately surrounding it.

Excision (*ek-sizh'-un*) [*excisio*, a cutting out]. The operation of removing a part or tissue by cutting; a cutting out.

Excitability (*ek-sit-ab-il'-it-e*) [*excitare*, to rouse]. The property of reacting to stimulus.

Excitant (*ek-sit'-tant*) [*excitare*, to rouse]. A remedy that stimulates the activity of an organ.

Excitation (*ek-sit-ta'-shun*) [*excitare*, to rouse]. The act of stimulating or irritating. **E.**, **Direct**, in electrotherapeutics, the excitement of a muscle by placing an electrode on the muscle itself. **E.**, **Indirect**, the excitement of a muscle through its nerve.

TABLE OF THE EXANTHEMATA.

NAME.	PERIOD OF INCUBATION.	PERIOD OF DEVELOPMENT.	PERIOD OF MATURITY.	CHARACTER OF LESIONS.	DURATION OF ERUPTION.	LOCATION.	DESQUAMATION.	DURATION OF DISEASE.	CONVALESCENCE.
Erysipeloid.	1 to 7 days.	1 to 2 days.	Within 24 hours.	Erythema; bright red; polished; with well-defined, raised margin.	4 to 8 days.	Face.	Branny, or in large flakes.	1 to 3 weeks.	Crisis.
Measles.	1 to 4 days.	1 to 2 days.	3 to 5 days.	Macule; small, dark-red, with crescentic borders. Complete in 24 hours.	4 to 5 days.	Face; then downward over body.	Branny. 8-11 days.	2 weeks.	Crisis.
Rubella.	8 to 14 days.	1 to 2 days.	Within 48 hours.	Macule; rose-colored; rounded; discrete.	3 days.	Face and scalp; then downward over body.	Slightly branny.	4 to 7 days.	Crisis.
Scarlatina.	12 to 21 days.	1 to 2 days.	Within 24 hours.	Diffuse; scarlet; punctate.	7 to 10 days.	Neck, chest, face; then over body.	Scales or large flakes. About one week.	2 to 3 weeks.	Lysis.
Typhoid fever.	8 to 15 days.	5 to 8 days.	7th day.	In crops. Rose-colored, lenticular spots.	Each crop 3 to 5 days. Last 10 to 20 days or throughout the whole course of the fever.	Abdomen, chest, and back.	Slightly branny or none.	3 to 4 weeks.	Lysis.
Typhus fever.	1 to 12 days.	3 days.	Usually 5th day; may be on 3d or not till 7th day.	Measly spots; petechiae; streaks; color, mulberry-red.	Few days, or may last throughout the course of the disease.	Sides of chest and abdomen; arms; back.	Slightly branny.	2 to 4 weeks.	Crisis.
Variola major.	1 to 14 days.	1 to 2 days.	Within 12 to 24 hours.	In crops. Vesicles.	5 to 8 days.	Back, chest, arms.	Crusts. 5-8 days.	2 weeks.	Lysis.
Variola minor.	5 to 14 days.	3 days.	4th day.	Umbilicated pustules.	21 to 25 days.	Face, and over body.	Crusts. 12-22 days.	4 to 5 weeks.	Lysis.

Excito- (*eks'ito*) [*excitare*, to rouse]. A Latin prefix denoting *excitation* or *excitation*. **E.-motor**, exciting or arousing motor function; also, a drug or agent that arouses activity of the motor nerve-centers. **E.-nutrient**, rousing or quickening the processes of nutrition. **E.-reflex**, pertaining to a reflex action that causes muscular action. **E.-secretory**, arousing the function or process of secretion. **E.-vasomotor**, arousing stimulus to vaso-motor centers.

Excitor (*eks'itor*) [*excitare*, to rouse]. One who or that which arouses or excites.

Exclave (*eks'klayv*) [*exclave*, Fr.]. A detached part of a territory, as of a parish or ovary.

Exclusion (*eks'klyu-shun*) [*excludere*, to shut out]. A process of diagnosis. **E. Diagnosis by**, the reaching of a final diagnosis by successively excluding other diagnoses, as impossible, from a list of possible ones.

Excochleation (*eks'kokhlee-ay-shun*) [*ex*, out; *cochlear*, Fr.]. The scraping out of material with the curette.

Excision (*eks'klyu-zhun*) [*ex*, from; *cernere*, the cutting]. A surgical removal, partial or complete, of a part of the body. 2. A lesion of the surface of the body, the surface is denuded of its covering, the stratum corneum. It heals with a scar.

Excrescence (*eks'kres-ens*). See *Excrescence*.

Excrement (*eks'kri-ment*) [*excernere*, to separate; to excrete]. An excreted substance; the feces.

Excrement (*eks'kri-ment'*) [*exerescere*, to grow out]. An old name for the hair, nails, etc.

Excrementitious (*eks'kri-men-tish'-us*) [*excernere*, to separate; to excrete]. Pertaining to the excrement.

Excrescence (*eks'kres'-ens*) [*exerescere*, to grow out]. An abnormal outgrowth upon the body. See *Cauliflower Excrescence*.

Excreta (*eks'kret-ah*) [*pl.*; *excernere*, to separate]. The natural discharges of the body, particularly those of the bowels; feces.

Excretin (*eks'kri-tin*) [*excernere*, to separate], $C_{20}H_{40}O$. One of the constituents of feces. It occurs in little leaves or tufts mixed with needles, insoluble in cold or hot water, soluble in hot alcohol and ether; its reaction is neutral.

Excretion (*eks'kret'-shun*) [*excretio*; *excernere*, to excrete]. The separation of the waste products of an organ, or of the body as a whole, out of the blood. The material so excreted.

Excretory (*eks'kri-tor-ee*) [*excretio*; *excernere*, to excrete]. Pertaining to excretion. **E. Duct**, a canal conveying the excretion from the excretory organ to the discharging point. See *Duct*.

Excurrent (*eks'kur'-nt*) [*ex*, out; *currere*, to run]. Leading or going outward, as an *excurrent canal*.

Excurvation (*eks'kur-vel'-shun*) [*ex*, out; *curvare*, to curve]. A deformity of the eyelid affecting almost

- exclusively the upper palpebra, and one in which the tarsal cartilage becomes turned outward. It occasionally develops in protracted cases of granular conjunctivitis.
- Exedent** (*ek'-se-dent*) [*exedens*; *ex*, out; *edere*, to eat]. Rodent; eating away the tissues.
- Exelcysmos** (*eks-el-sis'-mos*) [*iξ*, from; *ἐκκίβειν*, to draw]. Extraction, as of teeth.
- Exencephalocele** (*eks-en-sef'-al-o-sel*) [*εξ*, out; *ἐγκέφαλον*, brain; *κήλη*, hernia]. Cerebral hernia; an exencephalic tumor; a mass of brain-substance outside of the cranial cavity.
- Exencephalon** (*eks-en-sef'-al-on*). Same as *Exencephalus*.
- Exencephalus** (*eks-en-sef'-al-us*) [*iξ*, out; *ἐγκέφαλος*, brain]. A species of single autositic monsters characterized by a malformed brain, situated, at least in part, without the cranial cavity, the bony walls of which are themselves imperfect. The specimens of this nature are divided into two main classes—those with and those without a spinal fissure. 2. A variety of autositic monsters of the foregoing species in which there is an arrested development of the cranial bones, with protrusion of the brain, associated with an extensive spina bifida.
- Exenteratio bulbi**. See *Exenteration of the Orbit*.
- Exenteratio** (*eks-en-ter-a'-shun*) [*iξ*, out; *ἐντερον*, intestine]. 1. Removal of the intestines or thoracic viscera in embryotomy. 2. In ophthalmology, the operation of evisceration of the contents of the eyeball, leaving the globe as a stump in the orbit. **E. of the Orbit**, the removal of the contents of the orbital cavity.
- Exenteritis** (*eks-en-ter-i'-tis*) [*iξ*, out; *ἐντερον*, bowel; *ιτις*, inflammation]. Inflammation of the outer or peritoneal coat of the intestine.
- Exercise** (*eks-er-siz*) [*exercere*, to keep busy]. Functional activity of the muscles; often applied to such activity when its purpose is the preservation or restoration of the health. **E., Active**, that exerted by the will of the patient. **E., Passive**, when the part is moved by another, or acted upon, as in massage. **E. Bones**, Rider's bones; osseous growths occasionally found in the muscles.
- Exeresis** (*eks-er'-es-is*) [*iξ*, out; *αἰρῆναι*, to take]. Surgical removal, as by excision or extraction; evacuation.
- Exfetation** (*eks-fe-ta'-shun*) [*exfetatio*]. Ectopic or extrauterine fetation.
- Exfoliation** (*eks-fo-le-a'-shun*) [*exfoliatio*; *exfoliare*, to shed leaves]. The lamellar (or other) separation of bone or other tissue from the living structure in *Dry Necrosis*, etc.
- Exhalant** (*eks-ha'-lant*) [*exhalare*, to breathe out]. 1. Serving for exhalation; exhaling. 2. A pore or organ of exhalation.
- Exhalation** (*ex-hal-a'-shun*) [*exhalare*, to breathe out]. The process of giving off or exhaling vaporous or effluvial matters; the vapor, subtle particles, etc., given off by the body through the skin or lungs.
- Exhaustion** (*eg-zawst'-yun*) [*exhaustire*, to pour out]. Great loss of vital and nervous power from fatigue or protracted disease.
- Exhibit** (*ek-zib'-it*) [*exhibere*, to give]. To administer as a medicine.
- Exhibition** (*ek-zib-ish'-un*) [*exhibere*, to give]. In legal medicine, the exposing of the genitalia in public places.
- Exhibitionism** (*ek-zib-ish'-un-izm*) [*exhibere*, to give]. A perversion of the sexual feeling that leads the patient to expose the genital organs.
- Exhibitionist** (*ek-zib-ish'-un-ist*) [*exhibere*, to give]. An insane person who wilfully and indecently exposes himself.
- Exhilarant** (*ek-zil'-ar-ant*) [*exhilarare*, to cheer]. An agent to enliven and cheer the mind. **E. Gas**, nitrous oxid gas.
- Exhumation** (*ex-hu-ma'-shun*) [*ex*, out of; *humus*, the ground]. The digging up after interment of a dead body, for examination in medico-legal inquiries, or for reinterment.
- Exindusiate** (*eks-in-du'-se-at*) [*ex*, priv.; *inducere*, to put on; *indusium*, the covering of the fruit-dots in ferns]. In biology, applied to such ferns as lack the indusium.
- Exner's Solution**. See *Stain*, Table of.
- Exocardiac**, or **Exocardial** (*eks-o-kar'-de-ak*, or *eks-o-kar'-de-al*) [*iξω*, out; *καρδια*, heart]. Originating or situated outside of the heart.
- Exocarditis** (*eks-o-kar-di'-tis*) [*iξω*, out; *καρδια*, heart; *ιτις*, inflammation]. Inflammation of the outer surface of the heart. Also a synonym of *Pericarditis*.
- Exocarp** (*eks'-o-karp*) [*iξω*, outside; *καρπός*, fruit]. In biology, the outer layer of a pericarp when the latter consists of more than one layer.
- Exoccipital** (*eks-ok-sip'-it-al*) [*ex*, out; *occiput*, the occiput]. Lying to the side of the foramen magnum. **E. Bone**, the neuropophysial or condyloid part of the occipital bone, with which in adult life it is consolidated.
- Exocelar** (*eks-o-se'-lar*) [*iξω*, outside; *κοίλια*, body-cavity]. In biology, situated on the outer or somatic wall of the body-cavity.
- Exocelarium** (*eks-o-se-le-re'-um*) [*iξω*, outside; *κοίλια*, body-cavity]. In biology, the epithelium of the outer wall of the body-cavity.
- Exocelum** (*eks-o-se'-lum*) [*iξω*, outside; *κοίλια*, the body-cavity]. In biology, the extra-embryonic part of the body-cavity shut off by the somatic and splanchnic stalks at the umbilicus. (Sevenka.)
- Exochorion** (*eks-o-ko'-re-on*) [*iξω*, outside; *χορίον*, chorion]. The external layer of the chorion.
- Exocolitis** (*eks-o-ko-li'-tis*) [*iξω*, out; *κόλον*, colon; *ιτις*, inflammation]. Inflammation of the outer or peritoneal coat of the colon.
- Exocranium** (*eks-o-kra'-ne-um*) [*iξω*, out; *κρανιον*, cranium]. The outer surface of the skull; the pericranium.
- Exodic** (*eks-od'-ik*) [*iξω*, out; *ὁδός*, a way]. Transmitting impulses outward from the central nervous system; efferent; centrifugal.
- Exodontosis** (*eks-o-don-to'-sis*). See *Exostosis of the Teeth*.
- Exodyne** (*eks'-o-dun*) [*iξω*, out of; *ὀδύνη*, pain]. A mixture of acetanilid 90, sodium salicylate 5, and sodium bicarbonate 5; it is used as an anodyne.
- Exogamy** (*eks-og'-am-e*) [*iξω*, outside; *γαμος*, marriage]. The law that forbids marriage between persons of the same family. (Lang.)
- Exogastritis** (*eks-o-gas-tri'-tis*) [*iξω*, out; *γαστήρ*, belly; *ιτις*, inflammation]. See *Perigastritis*.
- Exogen** (*eks'-o-jen*) [*iξω*, outside; *γενῆς*, producing]. In biology, one of the two primary classes of flowering-plants, characterized by the growth of the stems in concentric layers; more properly called Dicotyledons.
- Exogenetic** (*eks-o-jen-et'-ik*) [*iξω*, outward; *γενῆναι*, to produce]. Due to an external cause; not arising within the organism.
- Exogenous** (*eks-og'-en-us*) [*iξω*, out; *γενῆναι*, to produce]. Of the nature of an exogen; growing by accretions to the outer surface.
- Exognathite** (*eks-og'-nath-it*). See *Bucephalus*.
- Exogonium** (*eks-o-gon'-ne-um*). See *Jalap*.
- Exometritis** (*eks-o-me-tri'-tis*) [*iξω*, out; *ὑπερα*, womb; *ιτις*, inflammation]. Perimetritis; less correctly, parametritis. See *Metritis*.

Exomphalos (eks-om'fal-os) [i'z, out; *lōpōdon*, navel]. Unlue prominence of the navel; also, umbilical hernia.

Exoneural (eks-ō-nū'ryal) [i'z, out; *nyvros*, nerve]. Occurring or situated outside of the nervous apparatus.

Exopathic (eks-ō-pat'ic) [i'z, out; *patos*, disease]. Pertaining to those causes of disease coming from without or beyond the organism. See also, *Endopathic*.

Exoperidium (eks-ō-pēr'id-ē-um) [i'zō, outside; *periōn*, from *perō*, dim. of *perōn*, a leather pouch], the covering of the sporangium. The outer peridium of a fungus bearing more than one, as the earth-star.

Exophoria (eks-ō-fō'ri-ā) [i'z, out; *phōria*, E.]. Pseudo-strabismic outward turning of the eyes excited by less than the full convexity of the accommodative centers, as when hyperopia has been corrected by convex lenses. This condition also exists in uncorrected myopia.

Exophthalmic (eks-ō-ftal'm'ik) [i'z, out; *ōftalmos*, eye]. Pertaining to exophthalmos. **E. Goiter.** See *Goiter*.

Exophthalmometer (eks-ō-ftal'm-ōm'ē-ter) [i'z, out; *metron*, eye; *metron*, measure]. An instrument for measuring the degree of exophthalmus.

Exophthalmus, Exophthalmus (eks-ō-ftal'm-os, -mus) [i'z, out; *ōftalmos*, eye]. Abnormal prominence or protrusion of the eyeballs. **E., Pulsating**, that characterized by a bruit and pulsation, due to an aneurysm that pushes the eye forward.

Exoplasm (eks-ō-plaz'm) [i'zō, outside; *plasma*, to form]. In biology, the outer protoplasm of a unicellular organism or histologic cell.

Exopodite (eks-ō-pōd'it) [i'zō, outside; *podis* (*pod-*), foot]. In biology, the outer of the two main divisions of the typical crustacean limb or appendage. (*C. L. Bristle* and *Brachyopod*).

Exorhinus (eks-ō-rī'n-us) [i'zō, without; *rhis*, nose]. Lissauer's term for a skull in which the angle between the lines joining the nasion and the alveolar point and rhinion is between 1° and 20.5°.

Exormia (eks-ōr'm'ia) [i'zōrōm, to go forth]. Any protrusion in disease.

Exoskeleton (eks-ō-skel'ē-tōn) [i'zō, outside; *skelēton*, a dried body]. In biology, the outer envelop of many of the lower forms of life for the protection and attachment of organs, representing an integument made up of the deposition of chitin, lime, or other hardening substance. See *Dermo-skeleton*.

Exosmose (eks-ōsm'ōs) [i'z, out; *smosis*, E.].

Exosmosis (eks-ōsm'ō-sis) [i'z, out; *smosis*, thrust]. Outward osmosis. See *Endosmosis* and *Osmosis*.

Exosmotic (eks-ōsm'ō-tic) [i'z, out; *smosis*, thrust]. Pertaining to or characterized by exosmosis.

Exospore (eks-ō-spō'r) [i'z, out; *spora*, seed]. In botany, the outer coat of a spore.

Exostome (eks-ōst'ōm) [i'zō, outside; *stoma*, mouth]. In biology, the orifice in the outer coat of the ovule, or the upper prismatic of a moss.

Exostosis (eks-ōst'ō-sis) [i'z, out; *ostion*, bone]. Abnormal enlargement or growth of bone, especially of the long bones, from upon the surface of a pre-existing bone. **E. of the Teeth**, exostosis denoting a bony growth. An outgrowth from a tooth. The bony part of a tooth anterior to exostosis is the root, and the developed part of the attachment usually called the crown of the tooth; extending from the crown inward, it sometimes grows a greater or less part of the external surface. **E., Ivory**, a bony outgrowth of extreme hardness and of small size, rarely exceeding the size of a small walnut. It springs usually from the surface of one of the cranial bones.

Histologically, it is marked by the absence of Haversian canals.

Exostotic (eks-ōst'ō-tik) [i'z, out; *ostion*, bone]. Of the nature of exostosis.

Exoteric (eks-ō-ter'ō-tik) [i'zō-terōkōs, external]. Synonymous with *Exopathic*.

Exoterorhinus (eks-ō-ter-ōr-i'n-us) [i'zō-terōros, outside; *rhis*, nose]. Lissauer's term for a skull in which the angle between the lines joining the nasion and the alveolar point and rhinion is between 22.5° and 45°.

Exotheca (eks-ō-thē'k-ith) [i'zō, outside; *thēka*, a case]. In biology, the proper calcareous investment of the visceral chamber of a coral.

Exothecium (eks-ō-thē'c-ē-um) [i'zō, outside; *thēka*, a case]. In biology, the epidermis of the anther.

Exothyropexy (eks-ō-thī'ro-peks-e) [i'zō, without; *thyros*, a shield; *pegein*, fixation]. Partial extrusion of goiter, with subsequent atrophy from constriction, cicatrization, etc.

Exotic (eks-ōt'ō-tik) [i'zō-terōkōs, foreign]. Pertaining to plants and products from another country.

Exotropia (eks-ō-trō'p-ē-ah). See *Strabismus*.

Expansive (eks-pant'sif) [*expandere*, to spread out]. Comprehensive; wide-extending. **E., Delirium**, insane over-estimation of one's mental or bodily powers. See *Exaltation*.

Expectant (eks-pek'tant) [*expectare*, to look out for]. Awaiting or expecting; applied to a plan of treatment consisting in watching the progress of a disease, and not interfering with therapeutic measures, unless warranted by special symptoms.

Expectation (eks-pek'tā-shun) [*expectare*, to expect]. Same as *Expectant*. **E. of Life**, the average number of years that persons of a given age, taken one with another, live, assuming that they die according to a given table of the probabilities of life. It thus has no relation to the most probable life of a single given individual. **E. of L., Complete**, the addition of one-half year to the curtate expectation to allow for that portion of a year lived by each person in the year of his death. **E. of L., Curtate**, the average number of whole or completed years lived by each person.

Expectorant (eks-pek'tō-rant) [*ex*, out; *pectus*, breast]. 1. Promoting expectoration. 2. A remedy that promotes expectoration.

Expectoration (eks-pek'tō-rā-shun) [*ex*, out; *pectus*, breast]. 1. The ejection from the mouth of material brought into it by the air-passages. 2. The fluid or semi-fluid matters from the lungs and air-passages expelled by coughing and spitting. **E., Prune-juice.** See *Prune-juice*. **E., Rusty.** See *Rusty Expectoration*.

Expellent (eks-pell'ent) [*expellere*, to drive out]. A medicine that has power to expel a *materia morbi*.

Experiment (eks-pēr'im-ent) [*experimentare*, to experiment]. A trial or test.

Experimentum (eks-pēr'im-ent-um) [L.]. Same as *Experiment*. **E. mirabile** of Kirchner, a hypnotic phenomenon in animals, a hen, e.g., remaining in a fixed position when the head is pressed down and a chalk line made from its beak.

Expert (eks'pert) [*expertus*, proved]. A person especially qualified in a science or art. **E., Medical**, a physician peculiarly fitted by experience or special learning to render an authoritative opinion in medico-legal or diagnostic questions.

Expiration (eks-pī-rā-shun) [*expirare*, to breathe out]. The act of breathing forth, or expelling air from the lungs.

Expiratory (eks-pī'rat-ōr-ē) [*expirare*, to breathe out]. Relating to or concerned in the expiration of air.

Expire (*eks-pir'*) [*expirare*, to breathe out]. To breathe out; to die.

Explanate (*eks'-plan-at*) [*explanare*, to flatten, spread out]. In biology, spread out, flattened; applied to parts usually rolled or folded.

Exploration (*eks-plor-a'-shun*) [*explorare*, to search out]. The searching out the condition of a diseased organ or part by means of auscultation, palpation, percussion, etc. Also the searching of a wound to learn its nature, course, etc., and if foreign bodies may be present. Also the examination of the female genital organs by the finger or instrument for diagnostic purposes.

Explorer, Explorator (*eks'-plor-a-tor, ex-plor'-er*) [*explorare*, to search out]. An instrument for use in exploration. **E., Electric**, an instrument for detecting a bullet by means of the electric current.

Exploratory (*eks-plor'-at-or-e*) [*explorare*, to search out]. Pertaining to exploration. **E. Puncture**, the puncture of a cavity or tumor and extraction therefrom of some of the contents to learn their nature. **E. Trocar**, one especially adapted for exploratory puncture.

Explosion (*eks-plo'-shun*) [*explodere*, to drive away]. 1. The sudden expansion of a body of small volume into great volume, with the resulting effects. 2. The sudden and violent occurrence of any symptom or function.

Explosive (*eks-plo'-siv*) [*explodere*, to drive away]. See *Consonants*. **E. speech**, speech characterized by suddenness and explosiveness of enunciation.

Exposure (*eks-po'-shür*) [*exponere*, to expose]. 1. The act of laying bare, as the genitals. 2. The state of being open to some action or influence, as of cold or wet.

Expression (*eks-presh'-un*) [*expressus*; *exprimere*, to press out]. 1. A pressing out. The forcible separation of liquids from solids by pressure. 2. The recognizable manifestation through the facial lineaments or the voice of any subjective feeling. **E. of Fetus or Placenta**, assisting the expulsion of fetus or placenta by pressure upon the abdominal walls.

Expulsion (*eks-pul'-shun*) [*expulsio*; *expellere*, to drive out]. The act of driving out. **E., Spontaneous**, the extrusion of the fetus or the placenta without external aid.

Expulsive (*eks-pul'-siv*) [*expellere*, to drive out]. Pertaining to the extrusion or driving out of the fetus in childbirth, the voiding of the feces, urine, etc.

Exsanguination (*ek-sang-gwin'-a'-shun*) [*ex, priv.*; *sanguis*, blood]. The forcible expulsion of blood from a part, as before amputation.

Exsanguine (*ek-sang'-gwin*) [*ex, priv.*; *sanguis*, blood]. Bloodless.

Exsanguinity (*ek-sang-gwin'-it-e*) [*ex, priv.*; *sanguis*, blood]. Bloodlessness; extreme pallor.

Excised (*ek-sin'-ded*) [*ex, out*; *scindere*, to cut]. In biology, terminating abruptly in an angular notch.

Exscreation (*ek-skre-a'-shun*) [*ex, out*; *scrare*, to hawk]. The act of clearing the throat by hawking and spitting.

Exsculptate (*eks-kul'-tät*) [*exsculptare*, to carve out]. In biology, presenting a sculptured appearance.

Exsert, Exserted (*ek'-sert, ek-ser'-ted*) [*exserere*, to thrust out]. In biology, projecting, as a stigma beyond the anthers.

Exsertus (*ek-ser'-tus*) [L.]. Protruding; sometimes applied to teeth that protrude. See *Deus exsertus*.

Exsiccatae, Exsiccati (*ek-sik-at'-e, -i*) [*exsiccare*, to dry up]. In biology, the dried plants of an herbarium.

Exsiccation (*ek-sik-a'-shun*) [*ex, out*; *siccus*, dry]. The process of depriving a solid of its moisture or volatile constituents by the agency of moderate heat.

Exsiccative (*ek-sik'-at-iv*) [*exsiccare*, to dry up]. 1. Having a strong drying tendency. 2. A desiccating or drying remedy or application.

Exsiccator (*ek'-sik-a'-tor*) [*exsiccare*, to dry up]. A closed glass vessel containing a tray of H_2SO_4 , used to dry and cool substances preparatory to weighing.

Exspuition (*eks-pu-ih'-un*) [*ex, out*; *spuere*, to spit]. Expectoration; spitting.

Exstipulate (*ek-stip'-u-lat*) [*ex, without*; *stipula*, a stipule]. In biology, destitute of stipules.

Exstrophy (*eks'-tro-fe*) [*ἐκστροφή*, to evert]. 1. The turning of a hollow organ inside out; the state of being turned inside out. 2. Congenital absence of the anterior wall of the bladder and abdomen with extroversion of the bladder.

Exsuccation (*ek-suk-ka'-shun*) [*ex, out*; *succus*, juice]. Same as *Echymosis*.

Exsuccous (*ek-suk'-us*) [*ex, without*; *succus*, juice, sap]. In biology, juiceless. Also written *Exsiccous*.

Exsufflation (*ek-suf-la'-shun*) [*ex, out*; *sufflare*, to blow]. Forced discharge of the breath.

Exta (*eks'-tah*) [L., *pl.*]. The viscera, especially those of the chest.

Extension (*eks-ten'-shun*) [*extendere*, to stretch out]. 1. The opposite of *flexion*: the straightening of a flexed limb by the natural and functional process; the state of a limb that is not flexed. 2. Traction made upon a fractured or dislocated limb in order to bring the parts into proper apposition. **E., Angular**, a method of reducing and maintaining old dislocations of the hip. **E., Counter-**, traction upon the trunk or the trunk-end of a fractured limb in addition to extension. **E., Double**, traction applied to both limbs in hip-joint disease, etc. **E. Stage in Labor**, one of the stages of labor, consisting in the bending of the fetal head, the occiput toward the back.

Extensor (*eks-ten'-sor*) [*extendere*, to extend]. That which stretches out or extends. **E. Muscles**. See *Muscles, Table of*. **E. Tetanus**, in general spasms the extensor muscles overcome the flexors, and the spasm thus becomes an *extensor tetanus*.

Extenuation (*eks-ten-u-a'-shun*) [*ex, out*; *tenuis*, thin]. Thinness; leanness of body; delicacy.

Extern (*eks'-tern*) [*externus*, outward]. 1. Outside; outside the gates of a hospital. 2. An out-door patient. 3. A medical student, or graduate, who attends to out-door charity cases. **E. Maternity**, a lying-in in a private house.

Externalization (*eks-tern-al-iz-a'-shun*) [*externus*, outward]. The process of externalizing, or embodying. **E. of Sensation**. See *Sensitization*.

Externomedian (*eks-tern-no-me'-de-an*) [*externus*, outward; *medius*, middle]. In biology, outside the median line.

Extesticulate (*eks-tes-tik'-u-lat*) [*ex, out*; *testiculus*, a testicle]. To castrate.

Extinction (*eks-tink'-shun*) [*extinguere*, to extinguish]. Complete abeyance or final loss, as of the voice; also, incomplete loss.

Extine (*eks'-tin*) [*externus*, outside]. In biology, the outer coat of a pollen-grain. Also *Exine* (Schacht).

Extirpation (*eks-ter-pa'-shun*) [*extirpare*, to root out]. Thorough excision or out-rooting of a part, as of a gland, a tumor, the uterus, the ovaries, etc. **E. of the Eyeball**, complete removal of the globe of the eye. Enucleation.

Extra- (*eks'-trah-*) [L.]. A prefix, meaning *outside, without*. **E.-axillary**, in biology, applied to a branch or bud somewhat out of the axil. **E.-current**, the induced electric current. **E.-enteric**. In biology, perivisceral. **E.-neural**, situated or occurring outside of a nerve. A term applied to certain nervous

affections of which the true seat is more or less remote from the point which manifests the symptoms of nerve-encumbrance. **E.-ocular**, outside the eye, or eyeball, in both eyes, applied to the germination of insects that are located at a distance from the eyes. **E.-pelvic**, situated far from the opening into the pelvis. **E.-polar Region**, that lying between the poles, as opposed to the Intra-polar Region, or area, that lying within or between the poles. **E.-uterine**, without or outside the uterus. **E.-u. Pregnancy**. See *Pregnancy*. **E.-u. Life**, that of a parasite.

Extracapsularium (*eks-trak'aps-u-lar-i-um*) [*extra*, without; *capsula*, capsule; *larium*, pertaining to; *Extracapsularium*, pertaining to the capsule of a radiolarian outside the capsule].

Extracardial (*eks-trak'ar-dial*) [*extra*, without; *cardium*, heart; *Stomach*, for occurring outside of the heart].

Extracloacal (*eks-trak'ok-lak'al*) [*extra*, without; *cloaca*, anus; *anus*, In biology, situated outside the cloaca.

Extracostal (*eks-trak'ost'al*) [*extra*, without; *costa*, vein]. Outside of the ribs. **E. Muscle**, any external intercostal muscle. See *Muscle*, Table of.

Extracureus (*eks-trak'kyu-re-us*) [*extra*, outside; *curare*, a drug]. The vastus externus muscle. See *Muscle*, Table of.

Extract, Extractum (*ek-strak'trum*) [*extractus*, extracted; *tractus*, to extract; *tractus*, drawn out]. In pharmacy, a solid or semi-solid preparation, made by extracting the soluble principles of a drug and evaporating the solution to a proper consistency. Alcohol and water are the most common solvents. There are 33 official extracts. **E.**, **Alcoholic**, that in which alcohol is the solvent. **E.**, **Aqueous**, that prepared by using water as the solvent. **E.**, **Fluid**, in pharmacy, an alcoholic or aqueous fluid solution of the solid principles of a vegetable drug of such strength that 1000 grams of the fluid are fully represented by one liter of the fluid extract. There are 88 official fluid extracts, besides 53 in the U. S.

Extraction (*ek-strak'thun*) [*extra*, beyond; *tractus*, to draw out]. The drawing out of a body, as a calculus, from its cavity. Also, the pharmacæutic process of making an extract, chiefly by the action of some menstruum, such as alcohol, ether, or water. **E. of Cataract**, removal of the cataractous lens by surgical operation. The various processes of operation are almost numberless. **Davies's Method**, improved by *B. v.*, consists in making a triangular flap upward in Daviel's, downward in *B. v.*'s, in the cornea, or at the margin, and raising it to the superficial expression of the lens. The operation is extended and, with modification, adapted to a great number of modern operations, and improved by the **Flap-extraction**. The **Discission-operation** for the extraction, and consists in introducing a needle, whereby the capsule is broken and the lens is drawn out, as to the lens substance, see *Extraction*. **Extraction** improved by suction. In *v.* **Graefe's Peripheral Linear Method**, the **Graefe's Method** is improved by cutting 1.5 mm. from the cornea, and drawing the horizontal tangent to the cornea, and the incision is at first made in the peripheral zone, and is finally made in the peripheral zone. The cut up part of the cornea is drawn out, and the line of the iris, the capsule, and the lens, are drawn out, and expressed. **Extraction** improved by saw. **Graefe's Modified Linear Extraction** is distinguished by bringing the saw to the surface of the cornea. **Needling**, or **Extraction** improved by needle. **The Simple Method** is distinguished by the use of the **Althaus's Operation**, and the **Extraction**, and an

omission of the iridectomy. **The Suction Method** consists in the extraction of soft cataracts by sucking the lenticular matter through a syringe nozzle introduced into the lens-substance, or by other methods. See *Operations*, Table of.

Extractive (*eks-trak'tiv*) [*ex*, out; *trahere*, to draw].

1. In pharmacy, a substance which, during the process of making an extract from a vegetable or drug of vegetable origin, becomes dark, and finally insoluble.

2. Any one of a class of nitrogenous bodies (such as creatin and xanthin) that may be extracted in small amount from various animal tissues. By some writers they are classed as protein compounds.

Extractor (*eks-trak'tor*) [*ex*, out; *trahere*, to draw]. An instrument for extracting bullets, sequestræ, etc.

E., Screw, one armed with a screw-attachment; a *livefool*.

Extractum (*eks-trak'tum*). See *Extract*. **E. ferri pomatum**, or **E. pomi ferratum**, ferrated extract of apples; official in the German Pharmacy and given in the National Formulary; it is an extract of sour apples, 50 parts, with iron one part. It contains a crude malate of iron.

Extrafloral (*eks-trah-flo'ral*) [*extra*, outside; *flos*, a flower]. In biology, placed without the flower.

Extrafoliaceus (*eks-trah-fo-le-a'-she-us*) [*extra*, outside; *folium*, leaf]. In biology, separated from the leaves.

Extralimital (*eks-trah-lim'it-al*) [*extra*, outside; *limes*, bounds, limit]. In biology, not included in a given area, either on the surface of a plant or animal, or on the earth's surface.

Extramalleolus (*eks-trah-mal-e'-o-lus*) [*extra*, without; *malleolus*, a small hammer]. The outer malleolus of the ankle.

Extrambulacral (*eks-tram-bu-la'-kral*) [*extra*, without; *ambulacrum*, a walk, alley]. In biology, located outside the ambulacra.

Extramedullary (*eks-trah-me-dul'-ar-e*) [*extra*, without; *medulla*, marrow]. Situated or occurring outside of the medulla.

Extraneous (*eks-tra'-ne-us*) [*extraneus*, external]. Existing or belonging outside the organism. **E. Body**, a foreign or intrusive body, present within the organism.

Extraordinary (*eks-tro'rdi-nar-æ*) [*extra*, beyond; *ordo*, rule]. Out of the common; special. **E. Ray**. See *Ray*.

Extrathecal (*eks-trah-the'-kal*) [*extra*, outside; *theca*, box, case]. In biology, located outside the theca.

Extravasation (*eks-trav-as-a'-shun*) [*extra*, outside; *vasa*, a vessel]. Filtration or effusion of blood, serum or fluid from any vessel into adjacent tissues.

Extroversio gonadium (*eks-trah-ver'-ze-o-go-na'-dum*) [L.]. In biology, pendent external gastro-genital pouches in certain *Medusa*.

Extremital (*eks-trem'it-al*) [*extremus*, outermost]. Situated towards, or pertaining to, an extremity; distal.

Extremity (*eks-trem'it-e*) [*extremus*, outermost]. An arm or leg; the distal or terminal end or part of any organ; a hand or foot.

Extricate, Extricated (*ek-strik-at, -at-ed*) [*extricare*, to disentangle]. In biology, applied to the normally extruded parts of certain insects, as the ovipositors.

Extrinsic (*eks-trin'jik*) [*extrinsicus*, from without]. External, outward. **E. Muscles**, those attached to the trunk and extending to the limbs.

Extrorse (*ek-tro's*) [*extorsus*, toward the outside]. In biology, turned outward or away from the body or central axis.

Extroversion (*eks-tro-ver'-shun*). See *Exstrophy*.

Extubation (*eks-tu-ba'-shun*) [*ex*, out; *tubus*, a pipe]. The removal of a laryngeal tube; opposed to intubation.

Exuberance (*ex-tu'-ber-ans*) [*ex*, out; *tuber*, mass]. A swelling or protuberance.

Extumescence (*eks-tu-mes'-ens*) [*ex*, out; *tumescere*, to swell]. A projection or swelling.

Exuber (*ex-u'-ber*) [*ex*, from; *uber*, breast; *pl.*, *Exuberans*]. A weaned child. Cf. *Sububer*.

Exudate (*eks'-u-dat'*) [*exudare*, to sweat]. Material that has filtered through the walls of vessels into the adjacent tissues.

Exudation (*eks-u-da'-shun*) [*exudare*, to sweat]. Filtration or oozing of the serum of the blood through the walls of the vessels; a mass formed by such filtration.

Exudative (*eks'-u-da-tiv'*) [*exudare*, to exude]. Of the nature of or characterized by exudation.

Ulceration (*eks-ul-ser-a'-shun*) [*ex*, out; *ulcerare*, to ulcerate]. A superficial ulceration.

Exumbilication (*eks-um-bil-ik-a'-shun*) [*exumbilicatio*; *ex*, out; *umbilicus*, navel]. Marked protrusion of the navel.

Exumbral (*eks-um'-bral*) [*ex*, out; *umbra*, shade]. In biology, all those parts lying above the free margin of the umbrella of *Medusæ*; the opposite of *subumbral*.

Exumbrella (*eks-um-brel'-ah*) [*ex*, out; *umbrella*, the disc of aclephs]. In biology, the convex outer surface of the umbrella in *Medusæ*.

Exuviae (*eks-u'-ve-e*) [L.]. Cast-off matters; shreds of epidermis; also, sloughed materials.

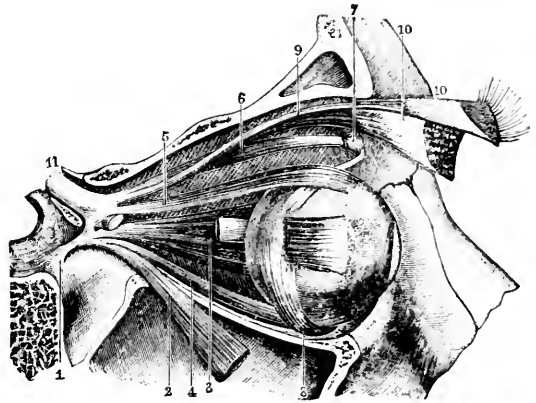
Exuviate (*eks-u'-ve-at*) [*ex*, out; *uere*, to put on; from *induvie*, clothes]. To moult, shed, or slough off skin, shells, hairs, or feathers of animals.

Exuviation (*eks-u-ve-a'-shun*) [*exuvie*, slough; *exuere*, to put off]. The shedding of the deciduous teeth, or other epidermal part.

Eyckmann's Test. See *Tests, Table of.*

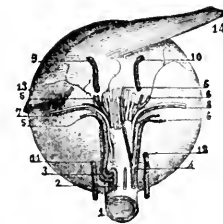
Eye (*i*) [ME., *eye*]. The organ of vision. **E., Accommodation of.** See *Accommodation.* **E., Appendages of,** the eyelids, brows, and lachrymal apparatus. **E., Apple of,** formerly the eyeball; the pupil. **E., Artificial,** a thin shell of glass, celluloid, or other substance, colored like the natural eye, placed in the socket after enucleation. **E., Compound,** the organ of vision formed of several crystal spheres, as in the lower crabs. **E., Diagrammatic, of Listing,** a diagram of the eye for the more exact calculation of the passage of rays of light through the eye. **E., Pineal or Epiphysial,** the rudimentary median eye in some lizards. **E., Schematic,** an ideal or normal eye. **E.-ball,** the globe of the eye. **E.-ball, Dislocation of.** See *Dislocation.* **E.-bone,** a sclerotal, *q. v.* **E.-bright.** See *Euphrasia.* **E.-brow,** the supercilium, the connective tissue, skin, and hairs above the eye. The hairs serve chiefly to prevent the sweat from falling into the eye. **E.-cells,** cup-shaped cells of porcelain, enameled black, to place over the eye after operations. **E.-current,** the normal electric current that passes from the cornea (positive) to the optic nerve (negative) under the stimulus of light. **E.-doctor,** an oculist. **E.-drops.** See *Collyrium.* Also an old name for tears. **E.-glass,** a lens worn in one eye. *Eye-glasses, pince-nez,* worn instead of spectacles, and held in position by a spring acting upon the bridge of the nose. **E.-ground,** a synonym of the fundus oculi or internal aspect of the vitreous chamber of the eye. **E.-lashes,** the cilia; the hairs of the eyelid. **E.-lashes, Evulsion of,** pulling out the lashes. **E.-lashes, Transposition of,** shifting an excised strip of cilia and lid-edge containing the hair-bulbs to a new position, or otherwise altering the

direction of the lashes by operation. **E.-lens,** the lens of a microscope to which the eye is applied; an eye-piece. **E.-lid,** the protective covering of the eyeball, composed of skin, glands, connective and muscular tissue, the tarsus and conjunctiva, with the cilia at the free edge. **E.-lid Closure.** See *Reflexes, Table of.* **E.-piece.** Synonym of *Ocular.* **E.-point,** the point above an ocular or simple microscope where the greatest number of emerging rays cross. **E.-salve,** a medicated salve for the eyes. **E.-shade, Ward's,** a circular disc of black rubber connected by an arm with the tube of the microscope. It enables the observer to keep both eyes open. **E.-speculum,** an instrument for retracting the eyelids. **E.-stone,** a small calcareous disc, the operculum of various Gasteropod molluscs (*Turbinidae*); or sometimes a flattened concretion from the stomach of a European crawfish (*Leptillus cauvri*). In domestic practice it is placed under the eyelid for the removal of a foreign body that has found its way into the eye. **E.-strain,** the excess and abnormalism of effort, with the resultant irritation, caused by anetropia or heterophoria. It is applied also to the effects of excessive use of normal eyes. **E.-souffle,** a murmur said to be heard in anemia by means of the stethoscope on the globe of the eye. **E.-teeth,** the canine teeth of the upper jaw; dog-teeth. **E.-wash,** a medicated water for the eye; a collyrium. **E.-water,** a collyrium; also the aqueous humor. **E.-winker,** an eyelash.



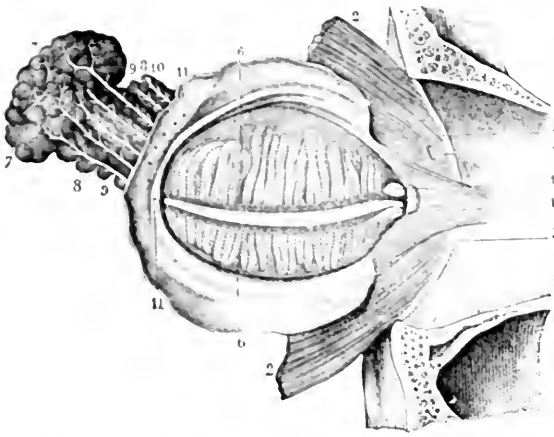
MUSCLES OF THE EYE. TENDON OR LIGAMENT OF ZINN.

1. Tendon of Zinn. 2. External rectus divided. 3. Internal rectus. 4. Inferior rectus. 5. Superior rectus. 6. Superior oblique. 7. Pulley for superior oblique. 8. Inferior oblique. 9. Levator palpebrae superioris. 10, 10. Its anterior expansion. 11. Optic nerve.



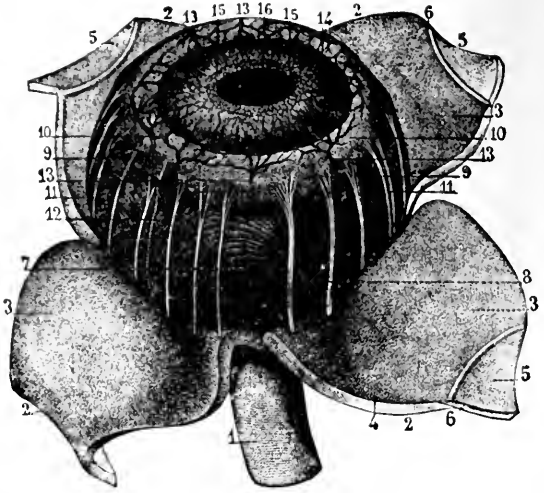
POSTERIOR HEMISPHERE OF THE GLOBE OF THE EYE.

1. Optic nerve. 2. Central artery of the retina. 3. Short, posterior, and external ciliary arteries. 4. Short, posterior, and internal ciliary arteries. 5, 5, 6, 6. External and internal posterior ciliary arteries. 7. Posterior long ciliary artery, and long ciliary nerve. 8. Artery and nerve of opposite side. 9, 10. Superior and external choroid veins. 11, 12. Inferior choroid veins. 13. Attachment of inferior oblique muscle. 14. Tendon of superior oblique.



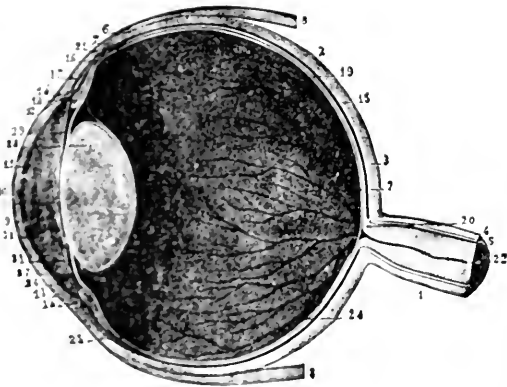
THE LACRIMAL AND MEIBOMIAN GLANDS, AND ADJACENT ORGANS OF THE EYE.

1, 1. Part of wall of orbit. 2, 2. Inner portion of orbicularis palpebrarum. 3. Attachment to circumference of base of orbit. 4. Opening for transmission of nasal artery. 5. Muscle of Horner (tares tarsal). 6, 6. Meibomian glands. 7, 7. Orbital portion of lacrimal gland. 8, 9, 10. Palpebral portion. 11, 11. Mouths of excretory ducts. 12, 13. Lacrymal puncta.



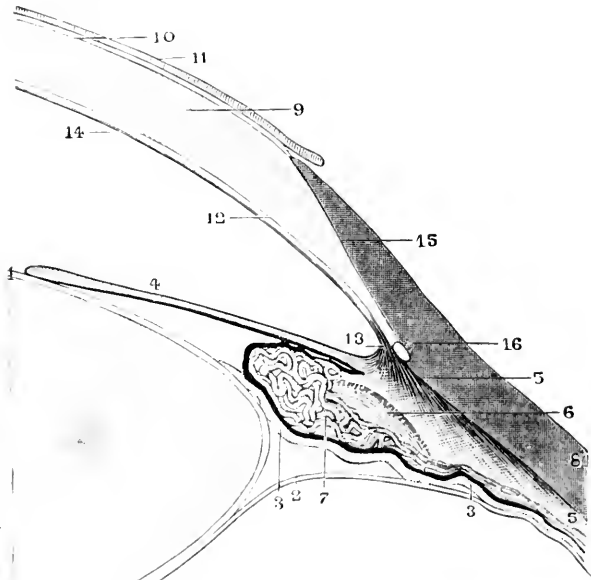
IRIS AND CHOROID.

1. Optic nerve. 2, 2, 2. Sclerotic, divided in four equal parts and turned back. 3, 3. Pigmentary granulation of its inner layer. 4. Section of lamina fusca. 5, 5, 5. Cornea, divided in four equal parts. 6, 6. Canal of Schlemm. 7. Outer surface of choroid. 8. Superior and internal trunk of vasa vorticosa. 9, 9. Irregular border limiting the choroid zone posteriorly. 10, 10. Anterior half of this zone; ciliary muscle. 11, 11. Ciliary nerves. 12. Long ciliary artery. 13, 13, 13. Anterior ciliary arteries. 14. Iris. 15. Small arterial circle of iris. 16. Pupillary orifice.



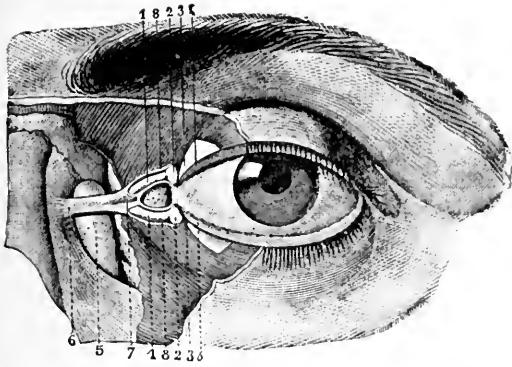
THE EYE IN ITS ANTERO-POSTERIOR AXIS.

1, 1. Crystalline lens. 2, 2. Vitreous body. 3, 3. Retina. 4, 4. Optic nerve. 5, 5. Sclerotic coat. 6, 6. Choroid. 7, 7. Sclerotic coat. 8, 8. Superior and internal trunk of vasa vorticosa. 9, 9. Superior and internal trunk of vasa vorticosa. 10, 10. Superior and internal trunk of vasa vorticosa. 11, 11. Superior and internal trunk of vasa vorticosa. 12, 12. Superior and internal trunk of vasa vorticosa. 13, 13. Superior and internal trunk of vasa vorticosa. 14, 14. Superior and internal trunk of vasa vorticosa. 15, 15. Superior and internal trunk of vasa vorticosa. 16, 16. Superior and internal trunk of vasa vorticosa. 17, 17. Superior and internal trunk of vasa vorticosa. 18, 18. Superior and internal trunk of vasa vorticosa. 19, 19. Superior and internal trunk of vasa vorticosa. 20, 20. Superior and internal trunk of vasa vorticosa. 21, 21. Superior and internal trunk of vasa vorticosa. 22, 22. Superior and internal trunk of vasa vorticosa. 23, 23. Superior and internal trunk of vasa vorticosa. 24, 24. Superior and internal trunk of vasa vorticosa. 25, 25. Superior and internal trunk of vasa vorticosa. 26, 26. Superior and internal trunk of vasa vorticosa. 27, 27. Superior and internal trunk of vasa vorticosa. 28, 28. Superior and internal trunk of vasa vorticosa. 29, 29. Superior and internal trunk of vasa vorticosa. 30, 30. Superior and internal trunk of vasa vorticosa. 31, 31. Superior and internal trunk of vasa vorticosa. 32, 32. Superior and internal trunk of vasa vorticosa. 33, 33. Superior and internal trunk of vasa vorticosa. 34, 34. Superior and internal trunk of vasa vorticosa. 35, 35. Superior and internal trunk of vasa vorticosa. 36, 36. Superior and internal trunk of vasa vorticosa. 37, 37. Superior and internal trunk of vasa vorticosa. 38, 38. Superior and internal trunk of vasa vorticosa. 39, 39. Superior and internal trunk of vasa vorticosa. 40, 40. Superior and internal trunk of vasa vorticosa. 41, 41. Superior and internal trunk of vasa vorticosa. 42, 42. Superior and internal trunk of vasa vorticosa. 43, 43. Superior and internal trunk of vasa vorticosa. 44, 44. Superior and internal trunk of vasa vorticosa. 45, 45. Superior and internal trunk of vasa vorticosa. 46, 46. Superior and internal trunk of vasa vorticosa. 47, 47. Superior and internal trunk of vasa vorticosa. 48, 48. Superior and internal trunk of vasa vorticosa. 49, 49. Superior and internal trunk of vasa vorticosa. 50, 50. Superior and internal trunk of vasa vorticosa. 51, 51. Superior and internal trunk of vasa vorticosa. 52, 52. Superior and internal trunk of vasa vorticosa. 53, 53. Superior and internal trunk of vasa vorticosa. 54, 54. Superior and internal trunk of vasa vorticosa. 55, 55. Superior and internal trunk of vasa vorticosa. 56, 56. Superior and internal trunk of vasa vorticosa. 57, 57. Superior and internal trunk of vasa vorticosa. 58, 58. Superior and internal trunk of vasa vorticosa. 59, 59. Superior and internal trunk of vasa vorticosa. 60, 60. Superior and internal trunk of vasa vorticosa. 61, 61. Superior and internal trunk of vasa vorticosa. 62, 62. Superior and internal trunk of vasa vorticosa. 63, 63. Superior and internal trunk of vasa vorticosa. 64, 64. Superior and internal trunk of vasa vorticosa. 65, 65. Superior and internal trunk of vasa vorticosa. 66, 66. Superior and internal trunk of vasa vorticosa. 67, 67. Superior and internal trunk of vasa vorticosa. 68, 68. Superior and internal trunk of vasa vorticosa. 69, 69. Superior and internal trunk of vasa vorticosa. 70, 70. Superior and internal trunk of vasa vorticosa. 71, 71. Superior and internal trunk of vasa vorticosa. 72, 72. Superior and internal trunk of vasa vorticosa. 73, 73. Superior and internal trunk of vasa vorticosa. 74, 74. Superior and internal trunk of vasa vorticosa. 75, 75. Superior and internal trunk of vasa vorticosa. 76, 76. Superior and internal trunk of vasa vorticosa. 77, 77. Superior and internal trunk of vasa vorticosa. 78, 78. Superior and internal trunk of vasa vorticosa. 79, 79. Superior and internal trunk of vasa vorticosa. 80, 80. Superior and internal trunk of vasa vorticosa. 81, 81. Superior and internal trunk of vasa vorticosa. 82, 82. Superior and internal trunk of vasa vorticosa. 83, 83. Superior and internal trunk of vasa vorticosa. 84, 84. Superior and internal trunk of vasa vorticosa. 85, 85. Superior and internal trunk of vasa vorticosa. 86, 86. Superior and internal trunk of vasa vorticosa. 87, 87. Superior and internal trunk of vasa vorticosa. 88, 88. Superior and internal trunk of vasa vorticosa. 89, 89. Superior and internal trunk of vasa vorticosa. 90, 90. Superior and internal trunk of vasa vorticosa. 91, 91. Superior and internal trunk of vasa vorticosa. 92, 92. Superior and internal trunk of vasa vorticosa. 93, 93. Superior and internal trunk of vasa vorticosa. 94, 94. Superior and internal trunk of vasa vorticosa. 95, 95. Superior and internal trunk of vasa vorticosa. 96, 96. Superior and internal trunk of vasa vorticosa. 97, 97. Superior and internal trunk of vasa vorticosa. 98, 98. Superior and internal trunk of vasa vorticosa. 99, 99. Superior and internal trunk of vasa vorticosa. 100, 100. Superior and internal trunk of vasa vorticosa.



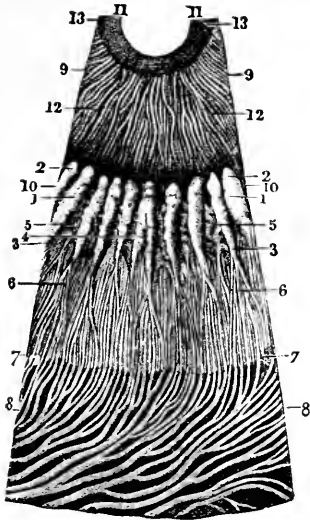
THE CILIARY MUSCLE.

1, 1. Crystalline lens. 2. Hyaloid membrane. 3, 3. Zone of Zinn. 4. Iris. 5, 5. Radiating portion of ciliary muscle. 6. Section of circular portion. 7. Venous plexus of a ciliary process. 8. Sclerotic. 9. Middle layer of cornea. 10. Anterior hyaline layer of cornea. 11. Epithelial covering of this layer. 12. Posterior hyaline layer of the cornea, or membrane of Descemet. 13. Fibers in which this layer terminates, or ligamentum pectinatum. 14. Epithelial covering of posterior hyaline layer. 15. Junction of sclerotic and cornea. 16. Section of canal of Schlemm.



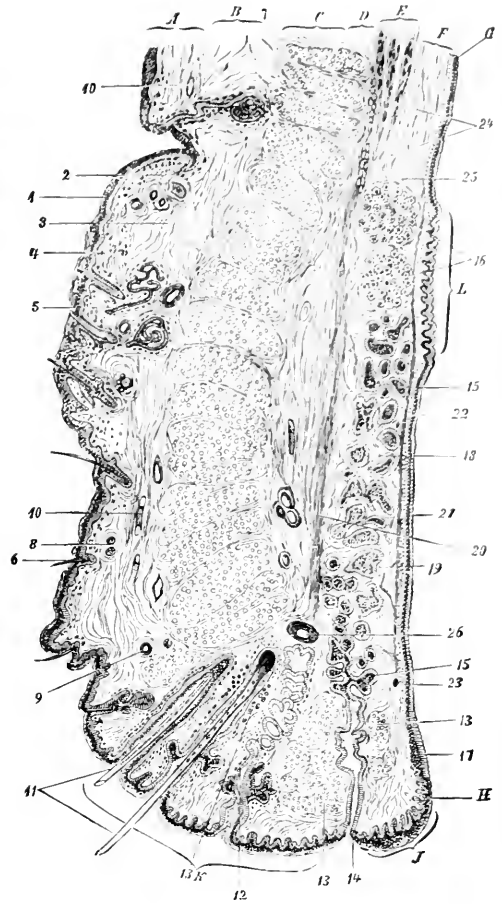
RELATIONS OF THE EYE AND THE LACRYMAL EXCRETORY APPARATUS.

1, 1. Canaliculi. 2, 2. Puncta lacrymalia. 3, 3. Inner extremity of tarsal cartilage. 4, 4. Free borders of lids. 5. Lacrymal sac. 6. Attachment to maxillary bone of superior tendon. 7. Bifurcation of lacrymal sac. 8, 8. Two branches.



SECTION OF CILIARY BODY AND IRIS.

1, 1. Ciliary processes. 2, 2. Their base or rounded extremity. 3, 3. Their apex. 4. A process with bifurcated extremity. 5, 5. Reticulated folds, or ciliary processes of the second order. 6, 6. Venules that emanate from these. 7, 7. Ora serrata of choroid. 8, 8. Veins of choroid. 9. Section of iris. 10, 10. Circumference of iris. 11, 11. Small ring of iris. 12, 12. Large ring of iris.



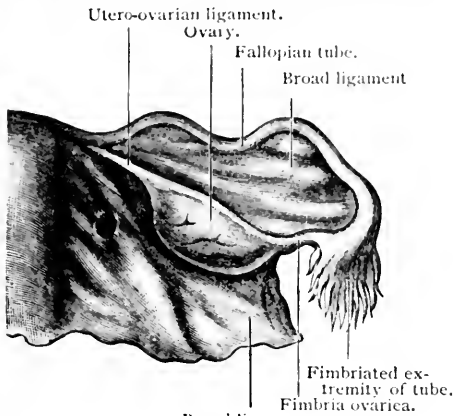
VERTICAL SECTION THROUGH THE UPPER EYELID.

A. Cutis. 1. Epidermis. 2. Corium. B, 3. Subcutaneous connective tissue. C, 7. Orbicularis muscle. D. Loose submuscular connective tissue. E. Insertion of H. Müller's muscle. F. Tarsus. G. Conjunctiva. J. Inner; K. Outer edge of the lid. 4. Pigment cells. 5. Sweat-glands. 6. Hair follicles. 8, 23. Sections of nerves. 9. Arteries. 10. Veins. 11. Cilia. 12. Modified sweat-glands. 13. Circular muscle of Riolan. 14. Meibomian gland. 15. Section of an acinus of the same. 16. Posterior tarsal glands. 18, 10. Tissue of the tarsus. 20. Pretarsal or submuscular connective tissue. 21, 22. Conjunctiva, with its epithelium. 24. Fat. 25. Loosely-woven posterior end of the tarsus. 26. Section of a palpebral artery.

F

- F.** Abbreviation of *Fabellæ*; also of *Faci*, make, and of *Faci*, at the to be made.
- Fl.** or **Fld.** Abbreviation of *Flores*.
- Ft.** Abbreviation of *Facies*, but there be made.
- Faam** (*fā-m*) [*fā-m*, to foam]. The plant *Argemone* is called *Faam* in Persia, India, Asia, and in France as a substitute for *Opium*.
- Faba Ignata** (*fā-bā*) [*fā-bā*, to be ignata]. See *L. natia*.
- Fabella** (*fā-bē-lā*) [*fā-bē-lā*, a bean]. A sesamoid bone, the size of a small bone, occasionally developed from the gastrocnemius muscle at the posterior aspect of the ankle joint.
- Fabiana** (*fā-bi-ā-nā*) [*fā-bi-ā-nā*]. See *F. ō*.
- Face** (*fā-s*) [*fā-s*, to face]. A name applied to the lower part and a part of the head, including the eyes, nose, mouth, cheeks, lips, etc. **F.-ache**. See *F. ō*. **F. Hippocratic**. See *Facies*.
- F.-plug**, a small layer of cerumen lying on the membrana tympani. **F.-presentation**, a presentation of the fetal face in labor.
- Facet** (*fā-sēt*) [*fā-sēt*, a little face]. A small plane surface. The articulating surface of a bone. Also, the flat surface occasionally seen on calculi, caused by friction upon each other. In biology, a segment of the compound eye of an insect.
- Facial paralysis** [*fā-si-āl*, of the face]. Pertaining to the face, as *facial* paralysis. **F. Angle**, the divergence between a line drawn from the upper jaw tangent to the forehead, and another to the external auditory foramen. **F. Artery**. See *Arterias*, *Table of*. **F. Nerve**. See *Nervi*, *Table of*. **F. Palsy**, or **Paralysis**. See *Paraly*. **F. Spasm**. See *Spasm*. **F. Trophoneurosis**. Synonym of *Atrophy, Progressive* (*ō*). **F. Vein**. See *Vein*.
- Facies** (*fā-si-ēs*) [*fā-si-ēs*, face]. Appearance, especially that of the face. **F. Cardiac**, an anxious expression occasionally seen in the early stages of chronic valvular disease. **F. hepatica**, a peculiar earthy appearance of the face, often observed in organic disease of the liver. **F. hippocratica**, the Hippocratic countenance, indicative of the rapid approach of dissolution; the features sunken, the temples hollow, the eyes sunken, the ears swollen and cold, the lips relaxed, the skin dry. **F. ovarina**, the characteristic expression of a woman suffering from ovarian disease. The features are relaxed and sunken, the expression anxious, the temples hollow, the eyes hollow, the nostrils open and sunken, the lips long and compressed, the angles of the mouth depressed, with wrinkles encircling the mouth. **F. stupida**, the typhoid face.
- Facitious** (*fā-si-ti-ō-s*) [*fā-si-ti-ō-s*, to make]. Made of such. *Articular*, as *facitious*-teeth, etc.
- Facultas** (*fā-si-tā-s*) [*fā-si-tā-s*]. See *Facultas*.
- Facultative** (*fā-si-tā-ti-ūs*) [*fā-si-tā-ti-ūs*, capability]. Pertaining to a facultative power. Possessing a power that may be exercised or occasionally exercised. **F. aerobius**, pertaining to oxygen, or capable of living in the presence of free oxygen. **F. aerobius**. See *F. anaërobia*. See *Amæ*.
- F. Hyperopia**, a deviation of manifest hyperopia.
- F. Parasite**, pertaining to such a bacterium, which is dependent upon the host for its life.
- F. Saprophytes**, a class of fungi that are dependent upon already parasitic organisms for their life.
- Facility** (*fā-si-li-tā-s*) [*fā-si-li-tā-s*]. A special aptitude or facility of an instrumentality of an organism. **F. of Womb**, particularly any facility of the uterus in parturition. Also, the
- corps of professors and instructors of a university and its colleges. **F., Medical**, the corps of professors and instructors of a medical college.
- Fæcal, Fæces** (*fā-kal, fā-sēs*). See *Fæcal, Fæces*.
- Fæcula** (*fā-kū-lā*) [*fā-kū-lā*]. See *Fæcula*.
- Fæx** (*fāks*) [*fāks*, "lees"; *pl., Fæces*]. The dregs or sediment of any liquid. **F. sacchari**, treacle or molasses.
- Fag** [origin uncertain]. Exhaustion; tire. See *Brain-fag*.
- Fagara** (*fā-gā-rā*) [*fā-gā-rā*]. The genus *Xanthoxylon*, *q. v.*
- Fagin** (*fā-jin*) [*fā-gus*, a beech-tree]. A principle contained in the husks of the nuts of the common beech (*Fagus*). It is said to be poisonous and narcotic.
- Fagopyrum** (*fā-gō-pi-rum*). See *Buckwheat*.
- Fagus** (*fā-gus*) [*fā-gus*, "beech-tree;" *gen., Fagi*]. A genus of cupuliferous trees; the beeches. **F. sylvatica**, the common beech. The bark is said to be antipyretic, the nuts anthelmintic and anticalculous. Unof.
- Faham** (*fā-hām*). Same as *Faam*.
- Fahrenheit's Thermometer**. See *Thermometer*.
- Faint** (*fānt*) [*fāngere*, to feign; ME., *faynt*, weak]. A condition of languor. Also, a state of syncope or swooning.
- Fainting** (*fānt-ing*) [*fāngere*, to feign; ME., *faynt*, weak]. A swoon; the act of swooning.
- F. Sick-ness**. Synonym of *Epilepsy*.
- Faintness** (*fānt-nes*). See *Syncope*.
- Faith-cure** (*fāth-kūr*). The system or practice of attempting or pretending to cure diseases by religious faith and prayer alone. "It differs from mind-cure, in that the faith-curers have no mind, while the mind-curers have no faith." **F.-doctor**. See *F.-healer*.
- F.-healer**, one who practises the faith-cure.
- Falcate** (*fāl-kat*) [*fāl-x*, a sickle]. In biology, sickle-shaped.
- Falcial** (*fāl-se-āl*) [*fāl-x*, a sickle]. Relating to the falx cerebri.
- Falculula** (*fāl-sik-ulā*) [*fāl-x*, a sickle]. See *Falcula*.
- Falciform** (*fāl-sif-orm*) [*fāl-x*, a sickle; *forma*, form]. Having the shape of a sickle. **F. Ligament**. See *Ligament*. **F. Process**, a process of the dura mater that separates the hemispheres of the brain; the falx. See also *Ligament, Fem ral, of Iley*.
- Falcula** (*fāl-kū-lā*) [*dim. of fāl-x*, a sickle]. The falx cerebelli.
- Fall** (*fāl*) [ME., *fallen*, to fall]. To be dropped in birth, as a lamb. **F.-drink**, a Swiss and German cordial, of exceedingly varied composition and flavored with many aromatic and other herbs, as arnica, achillea, asperula, etc. It is regarded as a sovereign remedy for bruises and the effects of falls. Unof. **F. Fever**. Synonym of *Typhoid Fever, q. v.* **F.-rhéotome**, an arrangement whereby a weight injures a muscle, and at the same time breaks and makes a galvanometer circuit; by this instrument it was shown that the demarcation-current took a certain time to develop.
- Fallacia** (*fāl-ā-si-āl*) [*fā-lā-si-āl*]. An insane delusion; an hallucination. **F. auditoria**, a delusion as to hearing. **F. optica**, any visual illusion.
- Falling** (*fāl-ling*) [ME., *fallen*, to fall]. Dropping; losing one's equilibrium. **F.-sickness**, a common term for epilepsy. **F. of Womb**. See *Uterus* and *Prolap us*.

Fallopian (*fal-ol-pe-an*) [*Fallopianus*, an Italian anatomist]. Of or pertaining to Fallopius. **F. Artery.** See *Arteries*, *Table of*. **F. Tubes.** See *Oviducts*.



RIGHT FALLOPIAN TUBE. (After Morris.)

Fallopian, Aqueduct of. See *Aqueduct*. **F., Arch of.** See *Arch*. **F., Canal of.** See *Aqueduct*. **F., Hiatus of,** an opening in the petrous portion of the temporal bone, for the transmission of the petrosal branch of the Vidian nerve.

Fallow Wards. Certain wards in hospitals that are occasionally cleared of patients and are then temporarily disused.

False (*falsus*) [*falsus*, deceptive]. Not genuine. Feigning or closely counterfeiting. **F. Amnion**, the vesicula serosa, which disappears as the chorion is developed. **F. Ankylosis**, ankylosis due to rigidity of the soft tissues. **F. Bittersweet.** See *Climbing Staff-tree*. **F. Conception.** See *F. Germ*. **F. Germ**, a mole, *q. v.* **F. Gromwell**, the root of *Onosmodium virginianum*, reputed to be tonic and diuretic. Dose of the fld. ext. ℞xv-ʒ ss. Unof. **F. Hearing.** See *Pseudocousmia*. **F. Image**, a fibrous exudate upon a surface, as the fauces. **F. Pains**, pains that precede true labor-pains. **F. Passage**, a passage formed by the laceration of any canal, *e. g.*, the urethra, caused by the forcible introduction of a catheter or other instrument in the wrong direction. **F. Pelvis**, the portion of the pelvic cavity situated above the linea ileo-pectinea. **F. Peritonitis**, hysterical manifestations simulating peritonitis. **F. Pneumonia**, peripneumonia notha. **F. Pox.** Synonym of *Varicella*. **F. Ribs.** See *Ribs*. **F. Water**, a collection of fluid in catarrhal endometritis.

Falsetto (*falset-ol-ō*) [Ital.]. A voice both high-pitched and peculiarly modified as to quality; the highest register of the human voice. It is more obvious in the male than in most female voices.

Falsification (*fal-sif-ik-ol-shun*) [*falsus*, deceptive; *facere*, to make]. The fraudulent adulteration of foods or medicines; counterfeiting.

Falx (*falks*) [L.]. A sickle. Same as *Falx cerebri*. In biology, variously used to designate falciform structures; *e. g.* the poison-fangs of a serpent or the chelicerae of a spider. **F. cerebelli**, the falcula; a sickle-like process between the lobes of the cerebellum. **F. cerebri**, the sickle-like process of the dura, separating the hemispheres of the cerebrum.

Famelic (*fam-ell-ik*) [*famelicus*, hungry]. Marked

by extreme hunger; effective in overcoming the sensation of hunger.

Famelica (*fam-ell-ik-ah*) [*famelicus*, hungry]. Febrile famelica; fever accompanied by hunger.

Fames (*fa'-mes*) [L.]. Hunger. **F. bovina**, bulimia. **F. canina** ("dog-hunger"), bulimia. **F. lupina**, ("wolf-hunger"), extreme bulimia.

Family (*fam'-il-ē*) [*familia*, a household]. The persons belonging to a household. In biology, a class of genera similar in organic structure. **F. Ataxia.** See *Paramyoclonus multiplex*. **F. Diseases**, those diseases that are hereditary.

Famine (*fam'-in*) [*fames*, hunger]. Severe and continued hunger. Also, a general scarcity of food, which results in the starvation of many people. **F. Bread**, a lichen, *Umbilicaria arctica*, found in frozen regions, and serviceable, in extremity, as human food. **F. Fever.** Same as *Relapsing Fever, q. v.*

Fanaticism (*fan-ol'-is-izm*) [*fanaticus*, pertaining to a temple]. Perversion and excess of the religious sentiment. It often trenches upon the domain of insanity; and is sometimes an outcome, at other times a cause, of mental disease.

Fang [ME., *feng*, a catch]. In biology, any prehensile part or organ. See *Tooth*.

Fantome (*fam'-tum*). See *Phantom*.

Far [E. dial.]. The young of swine; a litter of pigs.

Far [ME., *fer*, at a distance]. At a distance. **F. Point.** See *Punctum remotum*. **F.-sightedness**, a colloquial term for *Hypermetropia*.

Farabeuf's Operation. See *Operations, Table of*.

Farad (*far'-ad*) [after Michael Faraday, a chemist]. The unit of electric capacity. Practically a capacity sufficient to hold one coulomb of current having a potential of one volt. The micro-farad, $\frac{1}{1000000}$ of the theoretic farad, is commonly used. A practical form of condenser of one farad capacity consists of 300 leaves of tinfoil, each 16 centimeters in diameter, separated by leaves of mica. The entire surface is about of 1.1 sq. meters area. See *Electric Units*.

Faradic (*far-ad'-ik*) [named from its discoverer, Michael Faraday]. Pertaining to induced electric currents. **F. Current**, the induced electric current. See *Current*. **F. Induction** is brought about by a current of electricity passing through a wire exciting a wave of electricity in a second wire placed near or parallel with it at the instant of opening and closing the circuit.

Faradimeter (*far-ad-im'-et-er*) [*Faraday*; *μετρον*, a measure]. An instrument for measuring the strength of an induced electric current.

Faradism (*far'-ad-izm*) [after Michael Faraday, a chemist]. 1. Induced electricity. 2. The application of induced currents to the treatment of disease.

Faradization, or **Faradism** (*far-ad-iz-ol-shun*, or *far'-ad-izm*) [after Michael Faraday, a chemist]. The application of the induced current to a diseased part, or for disease.

Farado-puncture (*far-ad-o-punk'-chur*) [*Faraday*; *punctura*, a puncture]. The passage of a faradic current into the tissues by acupuncture.

Farcimen (*far-sil'-men*) [*farcinimum*, farcy; *pl.*, *Farcimina*]. Farcy; also, a farcy-bud.

Farcin (*far'-sin*) [Fr.]. Same as *Farcy*.

Farcinia (*far-sin'-e-ah*). Synonym of *Equinia*.

Farcinoma (*far-sin-ol-mah*) [*farcinimum*, farcy; *bum*, a tumor; *pl.*, *Farcinomata*]. A farcy-bud, or glandular tumor; less correctly, farcy, or glanders.

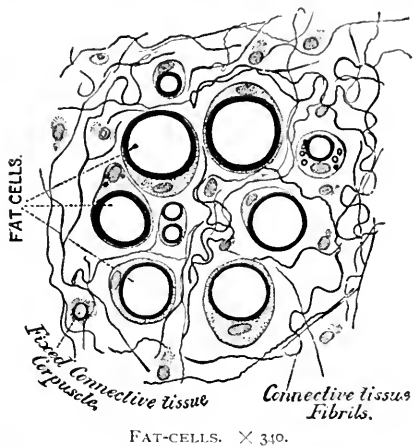
Farctus (*far'-tus*) [L., a "stuffing"]. Emphraxis; congestion; infarction.

Farcy (*far'-se*). See *Equinia* and *Bacillus of Nicard*, under *Bacteria, Synonymatic Table of*. **F.-bud**, or

- F.-button** A nodular swelling in the course of a lymphatic vessel in glanders.
- Fardel-bound** (*fard'el' - bound*) [*fard'el*, a load; ME., *fardel*, *n.*] 1. A term applied to neat cattle or sheep affected with inflammation of the abomasum, or of the rumen, with impaction of food in the latter. Farmed bound cattle are said to have "lost the card." 2. A term applied to the firm, or firmness.
- Farrara** (*farr'ar-a*) [ME., *farrara*, *n.*] A name for the ground or soil of a field, especially that of corn, timothy, or clover. In biology, applied to the ground cover, and to the powdery substance found on ferns.
- Farinaceous** (*farr'ina-sh'us*) [*farina*, meal]. Having the nature of or resembling flour. Also, applied to various mineral and vegetable excretions.
- Farinose** (*farr'ina-sh'us*) [*farina*, meal]. In biology, a word with a flour-like powder, as certain leaves and seeds.
- Farrant's Solution.** See *Mouton, Farral*, and *Mouton's Tubercles*.
- Farre's Tubercles** See *Mouton and Stong's, Farral's*.
- Farrery** (*farr'ar-ee*) [*farrara*, pertaining to iron]. The art of treating the diseases of horses; veterinary surgery.
- Farrow** (*farr'ow*) [ME., *farr*, *to sow*, a little pig]. 1. A little pig. 2. To bring forth, as pigs.
- Fascia** (*fash'ee-ah*) [*fascia*, a band; *pl., Fasciæ*]. The membranous, fibrous covering of muscles and other organs. In biology, applied to any broad, transverse band of color on the hair, feathers, scales, or stems.
- F., Anal.** See *F., Anal.* **F. of Arm/Brachial.** Invests the muscles of the arm attached to the clavicle, acromion, and spine of the scapula. **F., Cervical, Deep.** Invests the muscles of the neck and enclose the vessels and nerves. **F., Cervical, Superficial.** Thin, just beneath the skin. **F., Cloquet's.** See *Clavicular.* **F., Cranial.** A firm, dense layer, adherent to the skull and occipito-frontalis muscle. **F., Cremasteric.** Forms a looped, thin covering of the spermatic cord. **F., Cribriform.** The sieve-like covering of the sphenoid opening. **F. dentata.** A series of bands of fibers of the hippocampal gyrus of the cerebrum. **F. of the Dorsum of the Foot.** Large, situated for the dorsal tendons of the foot. **F., Iliac.** In the lower part of the abdominal cavity, covering the space of the iliac muscles. **F., Infundibuliform.** The funnel-shaped membrane enclosing the spermatic cord and testis in a sheath or pouch. **F., Intercolumnar.** Form the margin of the external abdominal ring, a band of the cord and testis. **F., Intercostal.** A thin, thin layer of fascia covering the intercostal of the external intercostal and the intercostal of the internal intercostal muscles. **F., Ischio-rectal.** In the perineal aspect of the levator ani muscle. **F. lata.** The dense fibrous aponeurotic covering of the thigh, called the *D. of F. of the Thigh*. **F., Deep, of Leg.** Continuous with the last, situated on the leg. **F., Lumbar.** The posterior aponeurotic covering of the lumbar, divided into three layers. **F. of Mamma.** Part of the superficial fascia of the breast, which, with the two layers or processes of the latter, forms the mammary. **F. noiosa.** *Fascia nodosa.* A name for the nodules formerly used to measure the temperature of the temporal artery. **F., Obturator.** A name for the sheath surrounding the cord of the femur. **F., Pelvic.** In the cavity of the pelvis, continuous with the transverse, and the ilio-lumbar. **F., Perineal.** The fascia called the triangular ligament, a part of the sheath of the bulbourethral gland, and the bulbourethral gland and part of the urethra.
- F., Plantar.** The fibrous membrane of the sole of the foot. **F., Recto-vesical.** The visceral layer of the pelvic fascia, investing the prostate, bladder, and rectum. **F., Spermatic.** A thin fascia attached to the external abdominal ring, and prolonged down over the outer surface of the chorda testis. **F. spirales.** See *Thigh*. **F., Temporal.** A strong fibrous investment covering the temporal muscle. **F., Transversalis.** A fascia continuous with the iliac and pelvic fasciæ, and lying between the transversalis muscle and the peritoneum.
- Fascial** (*fash'ee-ah*) [*fascialis*, of a fascia]. Pertaining to or of the nature of a fascia.
- Fasciate** (*fash'ee-ah*) [*fascia*, a bundle or band]. In biology, banded; also applied to monstrous stems that grow flat.
- Fasciation** (*fash'ee-ah-shun*) [*fasciatio*; *fascia*, a bandage]. The art or act of bandaging.
- Fascicle** (*fash'ee-ah*) [dim. of *fascis*, a bundle]. In biology, a bundle, as a compact inflorescence or a cluster of leaves. See *Fasciculus*.
- Fasciculate, or Fasciculated** (*fash'ee-ah-lat, fas-ee-ah-lat*) [*fasciculus*, a little bundle]. Arranged in fasciculi, or little bundles.
- Fascicule** (*fash'ee-ah-lat*) [*fasciculus*, a small bundle]. In biology, applied to brush-like bundles of hairs often seen on caterpillars, etc.
- Fasciculus** (*fash'ee-ah-lat*) [dim. of *fascis*, a bundle; *pl., Fasciculi*]. A little bundle, as the fasciculus of fibers that compose a nerve. **F., Olivary.** See *Fillet, Olivary*. **F. of Türck.** The crossed pyramidal tract of the spinal cord.
- Fascination** (*fash'ee-ah-shun*) [*fascinatio*, a bewitching]. A form of incomplete hypnotism, intermediate between somnambulism and catalepsy; the alleged controlling influence of one person over another.
- Fasciola** (*fash'ee-ah-lah*) [*l.*, a small bandage]. The dorsal continuation of the fascia dentata of the cerebrum. **F. hepatica.** See *Trematodes*. **F. hepaticum.** See *Distoma hepaticum*.
- Fasciole** (*fash'ee-ah-lah*) [*fasciola*, a small bandage]. In biology, a narrow transverse band or stripe.
- Fascioliasis** (*fash'ee-ah-lah-ee-iss*) [*fasciola*, a small bandage]. A term employed in England for *Distomiasis* (Wiame). See *Distomatosis* (Zundel).
- Fasciotomy** (*fash'ee-ah-lah-ee-iss*). See *Aponerotomy*.
- Fast** [ME., *fast*, firm, stiff; *fasten*, to fast]. Fixed; immovable; close; sound, as sleep; to abstain from food; abstinence from food. **F. Color.** See *Pigments, Colors, and Dye-stuffs*. **F.-blue.** Same as *Alkali Blue, Caspary's Blue, Methylene-blue*. See *Pigments, Conspectus of*. **F.-brown.** See *Pigments, Conspectus of*. **F.-green.** See *Pigments, Conspectus of*. **F.-red.** See *Pigments, Conspectus of*. **F.-yellow.** Same as *Alkali Yellow*. See *Pigments, Conspectus of*.
- Fastidium** (*fash'ee-ah-lah-ee-iss*) [*l.*, "a loathing"]. A loathing for food or drink.
- Fastigium** (*fash'ee-ah-lah-ee-iss*). See *Nucleus fastigii*.
- Fastigate, Fastigated** (*fash'ee-ah-lah-ee-iss*) [*fastigium*, sloping, pointed]. In biology, tapering gradually; close, parallel.
- Fastigium** (*fash'ee-ah-lah-ee-iss*) [*l.*, "summit"]. 1. The name of any disease. 2. A dorsal extension of the adult epicle into the cerebellum; its cephalic and caudal slopes meet like a gable roof, whence its name.
- Fasting** (*fash'ee-ah-lah-ee-iss*) [ME., *fasten*, to fast]. The partial or complete abstinence from food. **F.-cure.** See *Limbicure*. **F.-mania.** A prevalent or epidemic practice of absolute and complete fasting, mainly for exhibition and profit, such as occurred in 1890-91. Fifty-five days appears to be the extreme limit reached as yet by any professional abstainer from food. **F.-**

girls, hysterical women who, for the sake of gaining sympathy and attention, pretend to fast, but for the most part secretly obtain food.

Fat [ME., *fat*, fat]. See *Adeps*, *Tissue*, and *Oil*. **F.-ball**, a mass of fatty substance on the dorsal aspect of the buccinator muscle; called also *Bichat's fat-ball*. **F.-cell**, a form of connective-tissue cell containing oil-globules. **F.-column**, a columnar-shaped space filled with adipose tissue found in the thicker portion of the cutis vera. **F.-necrosis**, a peculiar form of



necrosis of a tissue occurring in pin-point sized areas of a dead-white color. It is seen usually in the interlobular pancreatic tissue, mesentery, omentum, and abdominal fatty tissue generally, and frequently in connection with pancreatic disease. **F.-rickets**, that form of rickets in which there is not excessive emaciation.

Fatal (*fa'tal*) [*fatalis*: *fatum*, fate, destiny, death]. Ending with death; mortal; deadly; as a *fatal* accident or attack.

Fatigue (*fa'teg'*) [*fatigo*, weariness]. Weariness, tiredness. That condition of diminished capacity for work produced in a muscle by prolonged activity. **F.-diseases**, those caused by constant repetition of certain movements, such as *Tailors' cramp*, *Writers' cramp*, *Scriveners' palsy*, etc. See *Cramp*, and *Spasm*. **F.-stuffs**, decomposition products that have accumulated in the muscular tissue during exhaustive efforts; among them are phosphates, phosphoric acid, carbonic acid, and perhaps glycerin-phosphoric acid.

Fatty (*fat'-e*) [ME., *fat*, fat]. A qualification applied to certain carbon derivatives, including fats and fatty acids. They were better called marsh-gas or methane derivatives, as they can all be obtained from methane, CH₄. See *Acids*, *Fatty*. **F. Degeneration**. See *Degeneration*. **F. Heart**. See *Heart*. **F. Nutmeg**. Same as *Nutmeg Liver*.

Fatuity (*fat-u'-it-e*) [*fatuitas*, foolishness]. Amentia or dementia.

Fauces (*fa'u'-sez*) [L.]. The gullet or windpipe. The space surrounded by the palate, tonsils, and uvula. In biology, the throat of a monopetalous flower or the cavity of a gasteropod shell as exposed in the first whorl. **F., Isthmus of**, the space at the back of the mouth enclosed by the margin of the palate, the back of the tongue, the pillars of the soft palate and the tonsils. **F., Pillars of**, the folds of mucous membrane between the base of the uvula and the posterior border of the tongue.

Fauchard's Disease. See *Diseases*, *Table of*.

Faucial (*fa'u'-se-al*) [*fauces*, the gullet]. Pertaining to the fauces.

Faucitis (*fa'u-si'tis*) [*fauces*, the gullet; *itis*, inflammation]. Inflammation of the fauces; isthmitis.

Fault (*fa'ult*) [ME., *fault*, a lack]. In electricity, any failure in the proper working of a circuit due to ground-contacts, cross-contacts, or disconnections. These may be of three kinds: 1. Disconnections; 2. Earths; 3. Contacts.

Fauna (*fa'u'-nah*) [*Faunus*, the god of agriculture; *pl.*, *Fauna* or *Faunas*]. The entire animal life of any geographic area or geologic period.

Faunorum ludibria (*fa'u-nor-um lu-dib'-re-ah*) [L., "sport of the fauns"]. An old designation for nightmare and for epilepsy.

Favaginous (*fav-aj'-in-us*) [*favus*, a honeycomb]. Resembling favus; having a honeycombed surface.

Favella (*fav-ell'-ah*) [*favilla*, embers; *pl.*, *Favella*]. In biology, an irregular mass of spores embedded in a gelatinous material, and constituting a form of sporocarp found in the Floridæ.

Faveolate (*fav-ol'-o-lat*) [*favus*, honeycomb]. Favose, honeycombed; same as alveolate.

Faveolus (*fav-ol'-o-lus*) [*favus*, a honeycomb; *pl.*, *Faveoli*]. In biology, a pit or cell like that of the honeycomb.

Faviform (*fav'-if-orm*) [*favus*, honeycomb; *forma*, form]. Resembling a honeycomb; a designation of certain ulcerated surfaces.

Favous, or **Favose** (*fav'-us* or *fav-os'*) [*favus*, honeycomb]. Resembling a honeycomb; resembling favus; alveolate; filled with polygonal depressions.

Favulus (*fav'-u-lus*) [dim. of *favus*, a honeycomb; *pl.*, *Favuli*]. Any one of the honeycomb-like depressions or alveoli of the gastric mucous membrane.

Favus (*fa'-vus*) [*favus*, honeycomb]. *Trinea favosa*: *Honeycomb Ringworm*, a parasitic skin-disease due to the presence of a vegetable parasite, the *Achorion schönleini*, which, growing in the epidermis, hair, and nails, causes varying grades of inflammation, alterations of structure, and, when occurring upon hairy parts, partial or complete loss of hair. It is characterized by the presence of variously-sized, sulphur-yellow, cup-shaped crusts, having a peculiar musty odor, which are found on microscopic examination to be composed almost entirely of the elements of the fungus. **F.-cup**, any one of the cup-shaped crusts that characterize favus.

Faxwax (*faks'-waks*) [*fax*, hair; Ger., *wachsen*, to grow]. The ligamentum nuchæ, or the material of which it is composed. It is also called *parwax*.

Fear (*fer*) [ME., *feer*]. An emotion of dread; apprehension; the feeling which in its intenser manifestations is called terror or fright.

Feather (*feh'-er*) [AS., *feðher*]. One of the epidermal appendages of birds. **F. Respiration-register**. See *Anæsthetic*.

Feature (*feh'-chür*) [*factura*, a making]. Any single part or lineament of the face.

Febricity (*f-bris'-it-e*) [*febris*, a fever]. Feverishness.

Febricula (*fe-brik'-u-lah*) [L., dim. of *febris*, fever]. A term indicating a slight and short fever, most frequently encountered among children. The rash that accompanies it is very similar to that of scarlet fever.

Febri-facient (*feb-re-fa'-se-ent*) [*febris*, a fever; *facere*, to make]. Causing fever.

Febri-ferous (*fe-bri'-fer-us*) [*febris*, a fever; *ferre*, to bear]. Causing or conveying fever.

Febri-fic (*fe-bri'-fik*) [*febris*, a fever]. Febrifacient.

Febri-fugal (*fe-bri'-u-gal*) [*febris*, fever; *fugare*, to dispel]. Removing or dispelling fever.

Febrifuge (*feb'-rif-uj*) [*feb'-ri-*, fever; *tu-*, to dispel]. 1. Antipyretic; cooling, lessening or relieving fever. 2. An agent that lessens fever.

Febrile (*feb'-ril*) [*feb'-ri-*, a fever]. Pertaining to or having the symptoms of a fever.

Febrility (*feb'-ril-i-ty*) [*feb'-ri-*, a fever]. The quality of being febrile; feverishness.

Febris (*feb'-ris*) [*f*]. See *Febrile*. **F.**, *bullosa*. Synonym of *Urticaria*. **F.**, *catarrhalis*. Synonym of *Dysentery*. **F.**, *dysenterica*. Synonym of *Dysentery*. **F.**, *famelica*. See *Febrile*. **F.**, *flava*. See *Febrile*. **F.**, *viridis*. **F.**, *nigra*. Synonym of *Urticaria*. **F.**, *recurrens*. Synonym of *Urticaria*. **F.**, *remittens*. See *Febrile*.

Fecal (*feb'-kal*) [*feb'*, sediment]. Pertaining to or consisting of feces.

Fecaline (*feb'-kal-in*). Same as *Fecal*.

Fecaloid (*feb'-kal-oid*) [*feb'*, feces; *-oid*, likeness]. Resembling feces.

Feces (*feb'-ses*) [*feb'*, sediment]. The dregs of a liquor, as wine. Also, the avian discharges or excretions of the bowels.

Fechner's Law. See *Law*.

Fecula (*feb'-yul-ah*) [*feb'*, sediment]. The starchy part of a seed. Also the sediment subsiding from an emulsion.

Feculent (*feb'-yul-ent*) [*feb'-yul-ent*, impure]. Abounding in or of the nature of feces; excrementitious; sedimentary, muddy.

Fecundate (*feb'-yul-nat*) [*feb'-yul-ent*, to fecundate]. To impregnate; to render pregnant.

Fecundation (*feb'-yul-nay-shun*) [*feb'-yul-ent*, fecundus, fruitful]. Fertilization; impregnation; the act of making fruitful. **F.**, *Artificial*, impregnation by means of artificial intromission of the spermatic fluid into the vagina or uterus.

Fecundity (*feb'-yul-itee*) [*feb'-yul-ent*, fruitfulness]. The capability of reproduction. **F.**, *Segregate*. See *Uterine*.

Fed. See *See also Nutrition Experiment*.

Feeble (*feb'-l*) [*MI*, *feb'*, weak]. Lacking strength; weak. **F.**, *minded*, idiotic.

Feed (*feb'-id*) [*MI*, *feb'*, to nourish]. 1. To supply with food; to graze; to eat. 2. Food, especially that for lower animals; fodder.

Feeder (*feb'-id-er*) [*MI*, *feb'*, to nourish]. 1. An instrument used in the forcible feeding of insane patients who obstinately refuse to eat. 2. See *Cross-section of Lactation*.

Feeding (*feb'-id-ing*) [*MI*, *feb'*, to nourish]. The taking of food or nutriment. **F.**, *Artificial*, the introduction of food into the body by means of artificial devices, such as the stomach pump or in the form of an emulsion. **F.**, *Artificial*, the nursing of a child by food other than the mother's milk. **F.**, *bottle*, a glass flask armed with a rubber nipple, used in feeding liquid food to infants. **F.**, *cup*, a cup used in the forcible feeding of infants. **F.**, *Forcible*, the administration of a nutrient substance to such patients as refuse to take food in the natural manner. **F.**, *gland*, a chyle-gland or salivary gland of working bees. **F.**, *groove*, a narrow trench on the tongue of a worker bee, along which the honey is brought by compression of the tongue. **F.**, by the *Rectum*, the introduction of food into the rectum by the tam of an enema or suppository. **F.**, *system*. See *Artificial*.

Feel (*feb'-id*) [*MI*, *feb'*, to feel]. To have a sensation. To be the recipient of the perception by means of the sense organs.

Feeler (*feb'-id-er*) [*MI*, *feb'*, to feel]. See *Antenna*.

Feeling (*feb'-id-ing*) [*MI*, *feb'*, to feel]. The sense of the various qualities of an object; any conscious state of nervous activity; any sensation.

Felt (*fel*). The plural of *Fool*, *q. v.* **F.**, **Frosted**. See *Chilblain*.

Fegatitis (*feb'-ar-i-tis*) [*Sp*; *tra*, inflammation]. An old name for a form of gangrenous stomatitis.

Fehling's Method. A method of dressing the umbilical cord. The stump is wrapped in cotton-wool powdered with a mixture of salicylic acid one part, and starch five parts. It becomes mummified. **F.'s Solution**, a solution for testing for sugar in the urine; as this solution does not keep well, Prof. HOLLAND advises its manufacture as follows: To be kept in two distinct parts. (a) Take copper sulph. 34.64 gms. and water enough to make 500 c.c. M. (b) Pure Rochelle salt 173 gms.; sol. sodium hydrate (sp. gr., 1.33), 100 c.c., and water enough to make 500 c.c. For use, mix equal volumes, and thus make Fehling's solution. See *Copper*. **F.'s Test for Sugar**. See *Tests*, *Table of*.

Feigned Disease. See *Disease*.

Fel [*L.*]. Bile. **F. bovis**, or **F. bovinum**, ox-gall. The biliary liquid of the domestic ox, *Bos taurus*. It is a dark-green, ropy substance, consisting mainly of sodium glycocholate and sodium taurocholate, together with cholesterin. It is a tonic, antiseptic, and purgative, useful in emulsifying the fatty portions of food. **F. b. inspissatum**, 100 parts fresh ox-gall, strained and evaporated to 15 parts. Dose gr. v-xv. **F. b. purificatum**, ox-gall 3, alcohol 1 part. This should stand 24 hours before straining; then evaporate to the consistence of a pilular mass. Dose gr. v-xv.

Fell's Method. A method of forced respiration in cases of narcotic poisoning or drowning, by means of an apparatus consisting of a tracheotomy-tube attached to a bellows. **F.'s Paste**, **Caustic**, or **Cancer-salve**, a famous salve formerly used in epithelioma. Its formula was: chlorid of zinc and powdered sanguinaria root, of each one ounce; starch, enough to make a paste; apply on pieces of kid leather or wash-leather.

Fellator (*fel'-at-or*). See *Passivism*.

Fellatrice (*fel'-at-ress*) [*Fr.*]. The female agent in irruation, who receives the male organ in her mouth and by friction with the lips or tongue produces the orgasm.

Fellic Acid (*fel'-ik*) [*fel*, bile], $C_{23}H_{40}O_4$. A constituent of the bile.

Fellmongers' Disease. Anthrax; so called as attacking dealers in fells, or pelts, and skins.

Fellows' Syrup of Hypophosphites. A proprietary preparation. Each dram contains hypophosph. of iron gr. j, quinin gr. $\frac{3}{4}$, strychnin gr. $\frac{1}{8}$, calcium and manganese aa gr. j, potassium q. s. Dose ζ j. Unof.

Felo-de-se (*fel'-lo-de-se*) [*Sp.*]. A suicide. Also, any one who commits an unlawful malicious act, the consequence of which is his own death.

Felon (*fel'-on*). See *Paronychia*.

Felt [*fel-trum*, felt]. A fabric of hair or wool entangled together by beating and rolling. Felt splints are employed in surgery.

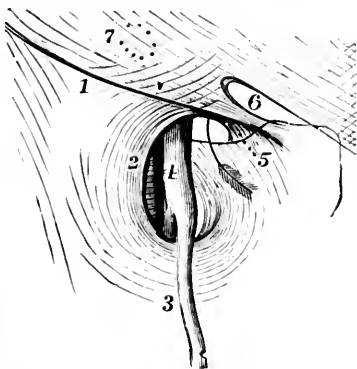
Female (*fel'-mah*) [*femina*, *femella*; *femina*, woman]. Belonging to the sex that conceives and bears young. In surgery, denoting that part of a double-limbed instrument that receives the complementary part. **F. Catheter**, a catheter having a short tube with a slight curve to correspond to the female urethra.

Feminism (*fem'-in-izm*) [*femina*, a woman]. Arrested development of the male organs of generation, accompanied by various mental and physical approximations to the characters of the female sex.

Feminity (*fem-in'-it-ee*), or **Femininity** (*fem-in-in'-it-ee*) [*femina*, a woman]. The sum of those qualities that distinguish the female sex.

Feminonucleus (*fem-in-o-nu'-kle-us*) [*femina*, woman; *nucleus*, a kernel]. The embryonic female nucleus, as distinguished from the corresponding male nucleus.

Femoral (*fem'-or-al*) [*femur*, the thigh bone]. Pertaining to the femur. **F. Arch.**, that formed by Poupart's ligament. **F. Artery.** See *Arteries, Table of*. **F. Canal.** See *Canal*. **F. Hernia.** See *Hernia*. **F. Ligament of Hey.** See *Ligament*. **F. Ring,** the abdominal end of the femoral canal, normally



THE FEMORAL RING AND SAPHENOUS OPENING.

(After Holden)

(The arrow is introduced into the femoral ring).

1. Crural arch. 2. Saphenous opening of the fascia lata.
3. Saphena vein. 4. Femoral vein. 5. Gimbernat's ligament. 6. External abdominal ring. 7. Position of internal ring.

closed by the crural septum and the peritoneum. **F. Sheath,** a continuation downward of the fasciæ that line the abdomen. It contains the femoral vessels.

F. Vein. See *Vein*.

Femoren (*fem'-or-en*) [*femur*, the thigh bone]. Belonging to the femur in itself.

Femorocele (*fem'-or-o-sel*) [*femur*, femur; *κίηη*, hernia]. Femoral hernia.

Femoro-rotulian (*fem'-or-o-ro-tu'-le-an*) [*femur*, the thigh-bone; *rotula*, the patella]. Pertaining to the femur and the rotula or patella.

Femoro-tibial (*fem'-or-o-tib'-e-al*) [*femur*, the thigh-bone; *tibia*, the shin-bone]. Relating to the femur and the tibia.

Femur (*fe'-mer*) [*L., pl., Femora, or Femurs*]. The thigh-bone, the longest and heaviest bone of the body, articulating with the acetabulum and the tibia. See *Bones, Table of*.

Fenestra (*fe'-nes'-trah*) [*L., a window*]. 1. In anatomy, a name given to two apertures of the ear, the *F. ovalis* and *F. rotunda*. 2. The open space in the blade of a forceps. 3. An opening in a bandage or dressing for drainage, etc.

Fenestral, or Fenestrate (*fe'-nes'-tral, fe'-nes-trät*) [*fenestra*, a window]. Having apertures or openings.

Fenestrated (*fe'-nes'-tra-ted*) [*fenestra*, a window]. Perforated. **F. Membrane of Henle,** the outer membrane of the inner coat of the arteries.

Fenestrella (*fe'-nes-trel'-ah*) [dim. of *fenestra*, a window; *pl., Fenestrelle*]. In biology, a transparent spot in the wing-cover of certain insects.

Fenestrule (*fe'-nes'-trül*) [*fenestra*, a window]. In biology, a small open space, as between the anastomosing branches of the cecum of a polyzoan.

Fenger's Operations. See *Operations, Table of*.

Fennel (*fem'-el*) [*ME., fenel*]. An umbelliferous plant, *Feniculum capillacum*, native to the Old World and common in cultivation. Its dried fruit (*Feniculum*, U. S. P.) is aromatic and carminative, but is chiefly used as a corrigent, as for senna and rhubarb. See *Feniculum*.

Fenner's Guaiac-mixture. See *Guaiac-mixture*.

Fenugreek (*fem'-u-grek*) [*fenum*, hay; *græcum*, Greek].

The leguminous plant, *Trigonella foenum-græcum*; also its mucilaginous and oily seed; it is used in plasters and poultices, and is valued in veterinary practice, chiefly as a vehicle for other medicines.

Fenwick's Operation. See *Operations, Table of*.

Feraconitin (*fer-ak-on'-it-in*). Same as *Pseudoaconitin*, *q. v.*

Feral (*fe'-ral*) [*feralis*, deadly]. Deadly or fatal; as a *feral* disease.

Fergusson's Method. See *Treatment, Methods of*. **F.'s Operations.** See *Operations, Table of*.

Ferine (*fe'-rin*) [*ferinus*, wild; *fera*, a beast]. Noxious, malignant, or violent; as a *ferine* disease.

Ferment (*fer'-ment*) [*fermentum*, leaven, yeast]. Any microorganism, proteid, or other chemie substance capable of producing fermentation, *i. e.*, the oxidation and disorganization of carbohydrates. Cf. *Enzym; Zymaze*. **F., Organized, or Living**, one that grows and multiplies at the expense of the substance in which it occurs—this takes place only so long as the ferment is living. Yeast is the representative of this class, causing fermentation by splitting up sugar into CO₂ and alcohol. See *Fermentation*. **F., Unorganized, or Non-living**, a nitrogenous body produced within the body by the vital activity of the protoplasm of the cells. These ferments are soluble in water and glycerin, and can be precipitated by alcohol. The following is a list of this class: **Ptyalin**, in saliva, converts starch into maltose. **Pepsin**, in gastric juice, converts proteids into peptones in an acid medium. There are also in the gastric juice **milk-curdling, fat-splitting, and lactic acid** ferments, whose functions are indicated by their names. In the pancreatic juice, there are **F., Diastatic or Amylopsin**, converting starch into maltose; **Trypsin**, converts proteids into peptones in an alkaline medium; **F., Emulsive**, emulsify fats; **F., Fat-splitting, or Steapsin**, splits fats into glycerin and fatty acids, and **F., Milk-curdling**. In the intestinal juice, there are **F., Diastatic**, which changes maltose into glucose; **F., Proteolytic**, which changes fibrin into peptone; **Invertase**, which changes cane-sugar into grape-sugar; and **F., Milk-curdling, and F., Diastatic**, are also found in blood, chyle, liver, milk, etc. **Pepsin** and other ferments are also found in muscle and urine; and, lastly, a **Fibrin-forming F.** is also found in blood.

Fermentation (*fer-men-ta'-shun*) [*fermentum*, leaven].

The decomposition of complex molecules under the influence of ferments (organized) or zymazes or enzymes (unorganized), frequently accompanied by the assimilation of one or more molecules of water (hydrolysis). Processes of oxidation and deoxidation sometimes accompany fermentation. The ordinary transformation termed *eremacausis* or *decay*, is an oxidation process. Putrefaction is applied especially to those fermentations involving nitrogenous matter and accompanied by the disengagement of offensive gases. In these cases, the growth of one or more species of microbes is correlated with the chemie changes in the medium. **F., Acetic**, the fermentation whereby weak alcoholic solutions are converted into vinegar, caused by the *Bacillus aceti*, etc. **F., Albuminoid**; the agents of this decomposition are the *Bacillus albuminis*, *B. catenula*, *B. claviformis*, *B. distortus*, *B. filiformis*, *B. geniculatus*, *B. scaber*, *B. tenuis*, *B. urcecephalus*, etc. **F., Ammoniacal**; the agent of the ammoniacal fermentation of urine is the *Micrococcus uræe*. **F., Butyric**, the conversion of butter-fat into butyric acid, due to a microbe, *Bacillus butyricus*. **F., Gluconic**; glucose is transformed by the action of the *Micrococcus oblongus*. **F., Lactic**, the decomposition or "souring" of milk, caused by the microbe, *Bacillus lacticus*.

F., Propionic; the *Bacterium acidi* decomposes saccharine solutions, producing propionic acid. **F.**, Putrefactive, the decomposition commonly known as putrefaction, caused by various microbes, especially the *M. putrefacens* (*putrescens*, *putrescens*, *putrescens*, etc.). **F.**, **Test.** See *Tests, Table*.

F., Viscous, the change produced in the culture-medium by the *Moraxella viscosa*, a gummy substance being developed.

Fermentemia (*fermentæmia*) [*fermentum*, leaven; *æmia*, blood]. The abnormal presence of a ferment in the blood.

Fermentogen (*fermentogenus*) [*fermentum*, leaven; *gēnēsis*, to produce]. Any substance (like pepsinogen or trypsinogen) that on the reception of the appropriate stimulus is changed into a ferment.

Fern [*ML. fern.*]. Any cryptogamous plant of the order *Fernæ*. See *Aptium*.

Fernuckle (*ferntickel*) [*Prov. Eng.*]. A freckle; eq. *heli*.

Ferralum (*ferrallium*) [*ferrum*, iron; *alumen*, alum]. A proprietary disinfectant, consisting largely of the sulphate of iron and aluminum.

Ferramentum (*ferramentum*) [*ferre*, an iron implement; *mentum*, *Ferramenta*]. A surgical instrument of iron or steel.

Ferran, Peronospora of. See *Peronospora*.

Ferrein, Canal of. See *Canal, F.*, **Pyramids of**. See *Pyramid, F.*, **Tubule of**. See *Pyramid*.

Ferri- (*ferri-*) [*ferrum*, iron]. A prefix that indicates the *ferri-*, as distinguished from *ferrous* compounds, containing iron as a quadrivalent element.

Ferner's Snuff. A snuff used in acute rhinitis. Its formula is hydrochlorate of morphin gr. ij, powdered with aa ʒij, and subnitrate of bismuth, ʒvj. See *Trachea*.

Ferro- (*ferro-*) [*ferrum*, iron]. A prefix used with the names of certain (*ferrous*) compounds and salts of iron.

Ferrocyanid (*ferro-cyanid*) [*ferrum*, iron; *cyano-gen*]. A compound of ferrocyanogen with an element or radical. That of potassium (*Potassii ferrocyanidum*) is official; that of iron was so formerly. That of zinc (*Zinci ferrocyanidum*) is sometimes given as a medicine. Dose gr. 1-4, in pill. **F. of Potassium and Acetic Acid Test.** See *Tests, Table of*.

Ferrocyanogen (*ferro-cyanogen*) [*ferrum*, iron; *cyano-gen*]. The quadrivalent radical, $Fe(CN)_6$.

Ferrous (*ferrous*) [*ferrum*, iron]. Containing iron as a bivalent element. Cf. *Ferri*.

Ferrozone (*ferrozone*) [*ferrum*, iron; *zōnē*, to smell]. A radical consisting in part of iron protosulphate; *ferrozone* being a by-product of sewage.

Ferruginous (*feruginus*) [*ferrugo*, rust; *ferrum*, iron]. See *Sphaerium*.

Ferrule (*ferrula*) [*ferrum*, iron]. A metallic hoop [or ring] which fits over a tooth; an instrument used with the *trichostema* for aligning irregularly placed teeth.

Ferrum (*ferrum*, *Ferri*). Iron. *F.* 50. Officially, the metal having a luster varying from gray to black. In pharmacy, a fine powder of the metal. Internally many of the ferrous salts are excellent styptic and astringent. **F. reductum**, (*ferri reductum*, *Iron*, *reduced*) is the powder obtained by reducing ferric oxide with hydrogen. It is a compound of iron and hydrogen, in which of which the iron is in the state of the long combination, and is a powerful astringent and astringent. **F. sulph.** (*ferri sulph.*) is soluble in acids. **F. sulph. gran.** (*ferri sulph. gran.*) Dose gr.

j-v. **F. reducti, Trochisci** (B.P.), each containing gr. 1 of iron. **Ferri acetat.**, *Liq.*, a 33 per cent. solution in water. **F. acetat.**, *Liq.*, fort (B.P.). Dose ʒ j-viiij. **F. acetat.**, *Tinct.*, has liq. ferri acetat 50, alcohol 30, acetic ether 20 parts. It is styptic and stimulant. Dose ʒ x-ʒ ij. **F. bromid.**, *F. Br.* Dose gr. v-xx. **F. bromidi, Syr.**, contains 10 per cent. of ferric bromid. It is a sedative tonic, recommended in nervous disorders. Dose ʒ v-xxx. **F. carb. saccharat.**, contains 15 per cent. of ferrous carbonate. It is a stimulant to digestion. Dose gr. ij-x, with food. **F. carb., Massa**, Vallet's mass; ferrous sulphate 100, sodium carbonate 110, honey 38, sugar 25, syrup and distilled water aa q. s. ad fac. 100 parts. Dose gr. ij to v, after food. **F. carb., Pil.** (B.P.). Dose gr. v-xx. **F., Mist., aromat.** (B.P.). Dose ʒ j-ij. **F., Mistura, comp.**, Griffith's mixture; ferrous sulphate 6, myrrh, sugar, aa 18, potassium carbonate 8, spt. lavender 50, rose-water 900. This is essentially a carbonate of iron. Dose ʒ ss. **F., Pilulæ, comp.**, Griffith's pill, containing each, ferrous sulphate gr. ʒ4, sodium carb. gr. ʒ4, myrrh gr. iss, syrup q. s. Dose gr. ij to vj. **F. chlorid.**, $Fe_2Cl_6 \cdot 12 H_2O$, strongly acid, astringent, hemostatic, and styptic. It is never used internally. **F. chlorid., Liq.** (*Liq. fer. perchloridi*, B.P.), an aqueous solution containing 38 per cent. of the salt. Dose ʒ ij-x; rarely used. **Liq. fer. perchlor. fort.** (B.P.), a powerful styptic. $Fe_2(C_6H_5O_2)_2 \cdot 6 H_2O$. **F. chlorid., Tinct.**, contains liq. ferri chlor. 25, alcohol q. s. It is very commonly used, and is one of the best tonic preparations. Dose ʒ v-xx. **Tinct. fer. perchloridi** (B.P.). Dose ʒ x-xx. **F. citras, ferri citras**, soluble in water, insoluble in alcohol; a mild stimulant. Dose gr. ij-v. **F. citras, Liq.**, a solution of ferri citrat., 35 per cent. in strength. Dose ʒ v-xv. **F. citras, Vinum**, ammonio-ferric citrate 4, tinct. orange peel, syrup, aa 12, stronger white wine 72 parts. Dose ʒ j-ij. **F. hypophosphis**, $Fe_2(H_2PO_2)_6$, ferric hypophosphite, soluble in very dilute hydrochloric acid. Dose gr. v-x. **F. iodidum saccharat.**, soluble in water. It is a tonic. Dose gr. v-xxv. **F. iodid., Pil.**, contains reduced iron, iodine, liquorice, sugar, acacia, and water, coated with balsam of tolu in ether. Dose j-ij pills. **F. iodidi, Syr.**, contains 10 per cent. of the iodid. Dose ʒ v-xxx. **F. lactas**, $Fe(C_3H_5O_3)_2 \cdot 3 H_2O$, ferrous lactate,—best solvent, sodium citrate. Dose gr. j-ij. **F. nitratis, Liq.**, aqueous, contains 6 per cent. of the salt; it is styptic and astringent. Dose ʒ v-xv. **F. oxalatis**, $Fe_2O_3 \cdot H_2O$. Dose gr. ij in pill. **F. oxid. hydrat.** (*Ferri peroxid. hydrat.* B.P.), $Fe(HO)_3$, ferric hydrate, prepared by adding aq. ammoniac 8 parts to a solution of ferric sulphate 10 parts. It is an antidote for arsenical poisoning, and should be prepared as needed. Dose ʒ j. **F. oxid. hydrat. cum magnesia**, should be prepared as needed from sol. ferric sulphate 1000 gr., water 2000 grains, to which is added magnesia 150 gr., water ʒ xxxij. It is an antidote for arsenic. **F., Emplastrum**, strengthening-plaster; ferric hydrate 9, olive-oil 5, Burgundy pitch 14, lead-plaster 72. **F., Trochisci**, have each of ferric hydrate dried gr. v, vanilla gr. ʒij, sugar and mucilage of tragacanth q. s. Dose j-ij each day. **F. phosphas**, $Fe_3P_2O_8 \cdot 8 H_2O$, an adjunct to laxative pills, gr. v-x. **F. phosphat., Syr.** (B.P.). Dose ʒ j. **Fox's Pill** (B.P.), Bland's Pill. See *Pill, F.*, **pyrophosphas**, tasteless and non-astringent. Dose gr. ij-v. **F. subchloridi, Syr.** (B.P.). Dose ʒ ss-j. **F. sulphas**, $FeSO_4 \cdot 7 H_2O$, *copperas*, protosulphate of iron, ferrous sulphate, astringent and irritating. It is an ingredient of pil. aloes et ferri, *q. v.* **F. sulph. exsicc.**, $FeSO_4 \cdot H_2O$. Dose gr. ss-ij in pill. **F. sulph. granulatus** (*Ferri sulphas granulata*, B. P.), $FeS-$

O. $7H_2O$, the foregoing precipitated from its solution by alcohol. Dose gr. ss-ij. **F. subsulph.**, **Liq.**, $Fe_2O_3(SO_4)_3$, Monsel's solution, an aqueous solution of basic sulphate of iron, powerfully astringent, styptic and hemostatic; it is rarely given internally. Dose \mathfrak{m} ij-x. **F. valerianas**, $Fe_2(C_2H_3O_2)_6$, valerianate of iron, soluble in alcohol. Dose gr. j-ij, in pill. **F. et ammonii citras**, citrate of iron 3, water of ammonia 1 part. Dose gr. ij-v. **F. et ammonii sulphas**, ammoniac sulphate of iron, ferric alum. This is the least astringent of the sulphates. Dose gr. ij-v. **F. et ammonii tartras** (**F. tartaratum**, B.P.), ammoniac tartrate of iron. Dose gr. v-xx. **F. et potassii tartras**, the least disagreeable of all iron preparations. Dose gr. v-x. **F. et quininae citras**, contains 12 per cent. of quinine. It is astringent and stimulant. Dose gr. iij-v. **F. et quin. cit.**, **Liq.**, of doubtful value. Dose \mathfrak{m} v-xv. **F. et quin. citras solubilis**, used in preparing vinum ferri amarum. **F.**, **Vinum amarum**, bitter wine of iron, contains sol. citrate of iron and quinin 8, tinct. orange-peel 12, syrup 36, stronger white wine 44. It is a good substitute for the various "elixirs of calisaya and iron." Dose \mathfrak{z} j-iv. **F. et strychninae citras**, contains 1 per cent. of strychnin. It is astringent and stimulating. Dose gr. j-ij. **F. et ammonii acetat.** **Liq.**, Basham's mixture, contains tinct. fer. chlorid 2, acetic acid 3, liq. ammonii acct. 20, elixir aurantii 10, syrup 15, water 50 parts. It is very agreeable, tonic and diuretic. Dose \mathfrak{z} ij-v. *Unofficial preparations.*—**F. albuminas**. Dose gr. x-xxx. **F. arsenias**, $Fe_2As_2O_8$ (not to be confounded with arsenit of iron). Dose gr. $\frac{1}{10}$ — $\frac{1}{4}$. **F. dialysatum**, dialyzed iron, a ten per cent. oxychlorid in water. It is astringent and styptic, but only feebly chalybeate. Dose \mathfrak{m} x-xxx. **Liq. ferri dialyzat.** (B.P.). Dose \mathfrak{m} x-xxx. **F. et manganesii iodidi**, **Syr.**, containing in each fluid ounce 50 grains of iodids in proportion of 3 of iron to 1 of manganese. Dose \mathfrak{m} x-xxx- \mathfrak{z} j. **F. et manganesii phosphat.**, **Syr.**, syrup of phosphate of iron and manganese. Each dram contains 2 gr. phosph. of iron and 1 grain of manganese. Dose \mathfrak{z} j. **F.**, **Mistura, aromat.**, pale cinchona bark 4, calumba 2, cloves 1, iron-wire 2, tinct. cardamom. comp. 12, tinct. orange-peel 2, water of peppermint 50. Dose \mathfrak{z} j-ij. **F.**, **Mist.**, **laxans**, ferrous sulphate gr. ij, magnesium sulphate \mathfrak{z} j, dilute sulphuric acid \mathfrak{m} ij, spt. chloroform \mathfrak{m} xx, water of peppermint ad \mathfrak{z} j. **F.**, **Mist.**, **salicylat.**, olei gaultheriae \mathfrak{m} xxxij, tr. ferri chlorid \mathfrak{z} v, sodii salicylat. \mathfrak{z} iv, acid. citric. gr. x, glycerin. \mathfrak{z} v, liq. ammonii citrat. (B.P.) q. s. ad \mathfrak{z} v; iron to be added last in mixing. **Ferro-salin.**, **Mist.**, magnesium sulphate \mathfrak{z} j, potassium bitartrate \mathfrak{z} j, dried sulphate of iron gr. x, water \mathfrak{z} xxxij. Dose a wineglassful. **F. phosphatum, quininae et strychninae**, **Syr.**, Easton's syrup, unof. Each \mathfrak{z} j contains gr. j phosph. of iron, gr. j quinin, and gr. $\frac{1}{36}$ strychnin. **F. Salicylas**. Dose gr. j-v. **F. Tersulphatis**, **Liq.**, solution of ferric sulphate, used in making other iron preparations.

Fertile (*fer'-til*) [*fertilis*, fruitful]. Prolific, fruitful. In botany, applied to flowers having a pistil.
Fertilization (*fer'-til-iz-a'-shun*) [*fertilitas*, fruitful]. Impregnation; fecundation; the initial act of sexual reproduction; it consists essentially in the union of two cells possessing respectively male and female qualities.
Fertilizing Pouch (*fer'-til-iz-ing pouch*). A folded apparatus connected with the oviduct of queen bees.
Ferula (*fer'-u-lah*) [L., "a rod"]. 1. Giant fennel. A genus of the order Umbellifere. See *Asafetida*, *Galbanum*, *Sambul*, *Sagapenum*. 2. A splint.
Fervor (*fer'-vor*) [L., "heat"]. Fever-heat; it is defined as being more than *calor* and less than *ardor*.

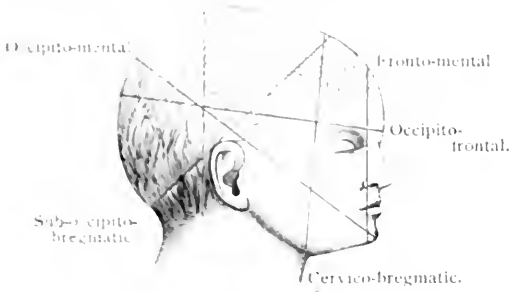
Fessitude (*fes'-it-ud*) [*fessus*, weary]. A sensation of weariness.
Fester (*fes'-ter*) [ME., *fester*]. 1. Any small or superficial ulceration. 2. To inflame slightly.
Festination (*fes-tin-a'-shun*) [*festinare*, to hasten]. A symptom of paralysis agitans and other diseases in which the patient shows in walking a tendency to take quicker and quicker steps. Propulsion or retropropulsion are coincident symptoms.
Fetal (*fe'-tal*) [*fetus*, an offspring]. Pertaining to the fetus.
Fetation (*fe'-ta'-shun*) [*fetus*, a fetus]. 1. The formation of a fetus. 2. Pregnancy.
Fetich, **Fetish** (*fe'-tish*). Any material object regarded with veneration or awe.
Fetichism, **Fetichism** (*fe'-tish-izm*) [Fr., *fetich*]. The term applied by Binet to the sexual perversion exhibited by collectors of napkins, shoes, etc. He maintains that these articles play here the part of the fetish in early theology. The favors given by the women to the knights in the Middle Ages were both tokens of remembrance and sexual excitants of satisfaction. Fetichism is the association of lust with the idea of certain portions of the female person, or with certain articles of female attire. It is designated as *dress-f.*, *hair-f.*, *hand-f.*, *glove-f.*, *shoe-f.*, etc., according to the object worshipped.
Fetichist (*fe'-tish-ist*) [Fr., *fetich*]. An individual whose sexual interest is confined exclusively to parts of the female body, or to certain portions of female attire.
Feticide (*fe'-tis-id*) [*fetus*, an unborn offspring; *cadere*, to kill]. The killing by intent of the fetus in the womb.
Fetid (*fe'-tid*, or *fel'-id*) [*ferere*, to become putrid]. Having a foul odor. **F. Stomatitis**. Synonym of *Ulcerative Stomatitis*.
Fetiferous (*fe'-tif'-er-us*) [*fetus*, a fetus; *ferre*, to bear]. Pregnant.
Fetiparous (*fe'-tip'-ar-us*) [*fetus*, a fetus; *parere*, to produce]. Giving birth to a fetus.
Fetlock (*fel'-lok*) [ME., *fitlokes*]. A tuft of hair growing behind the pastern-joint of horses. **F.-joint**, the joint of a horse's leg next to the foot.
Fetlow (*fel'-lo*) [E., dial]. A kind of whitlow or felon, seen upon cattle.
Fetometry (*fe'-tom'-et-re*) [*fetus*, offspring; *metron*, measure]. The measurement of the fetus, especially of its cranial diameters. The measurements usually made are as follows:—

TABLE OF MEASUREMENTS.

1. OF THE CHILD.		
Length,	50	cm. (20 in)
Bisacromial,	12	" (4 5 "
2. HEAD.		
Bitemporal,	8	cm. (3 1/4 in)
Biparietal,	9 1/4	" (3 3/4 "
Occipito-frontal,	11 3/4	" (4 1/2 "
-mental,	13 1/2	" (5 1/4 "
Trachelo-bregmatic,	9 1/2	" (3 1/2 "
Circumference, occipito-frontal	34 1/2	" (13 5/8 "
<i>Weight of Child</i> 2737 grms. (7 1/2 pounds).		

Fetor (*fe'-tor*) [L.]. Stench; offensive odor. **F. narium**. Synonym of *Ozena*.
Fetter-bone (*fel'-er-bon*). In farriery, the same as great pastern. See *Pastern*.
Fettered (*fel'-erd*). In biology, applied to animals, as the seal, which have the hind limbs modified so as to unfit them for walking.
Fetus (*fe'-tus*) [*fetus*, offspring]. The young of viviparous animals in the womb; the embryo in the later stages of development. The following is a table of the development of the embryo and fetus in the

different months of pregnancy *First Month.* Indistinguishable from ovum of other mammals. It is a flattened vesicle. The embryo is nourished by a yelk-sac which, even at the end of the first month, is larger than the cephalic extremity of the fetus. The



DIAMETERS OF THE FETAL HEAD. (Tauber)

visceral arches are distinct. The heart, first traces of liver and kidneys, eyes, rudimentary extremities, oral and anal orifices are formed. The spinal canal closes (spina bifida results if this fails to occur at this time). Length, 1 cm., or 1/4 inch. *Second Month.* Grows to 4 cm. in length (1 5/8 inches), and is about the size of a pigeon's egg. The visceral clefts close, except the first, which forms the external auditory meatus, tympanum, and Eustachian tube. At this time arrest of development results in hare lip, umbilical hernia, or exomphalos. Eyes, nose, and ears are distinguishable. The first suggestion of hands and feet appears, and these are webbed. External genitals also now develop, but sex is not to be differentiated. *Third Month.* Maternal blood starts nourishment; 6 cm. long (3/8 inches), and about the size of a goose egg. Fingers and toes lose their webbed character and nails appear as tiny membranes. Points of ossification are found in most of the bones. The neck separates the head from the trunk, and sex is determined by the appearance of the uterus. Weight, 30 grms. = 493 grains. *Fourth Month.* 16 cm. = 6 in. in length. Lanugo is present. Intestines contain meconium. Sex is well marked. Weight, 55 grms. = 848.76 grains. *Fifth Month.* 25 cm. = 10 in. Vernix caseosa appears in places. The face is senile in appearance and wrinkled. Eyelids begin to open. Quickening ceases. Heart sounds are heard. Weight, 273 grms. = 1080 grains. *Sixth Month.* 30 cm. = 12 in. Hair grows on face. Eyebrows and lashes appear. The testicles appear in the inguinal rings. Weight, 715 grms. = 2536 grains. *Seventh Month.* 35 cm. = 14 in. Papillary membrane disappears. Weight, 1213 grms. = 4308 grains. *Eighth Month.* 40 cm. = 16 in. Down on the face begins to disappear. The left testicle has descended. Ossification begins in the lower epiphysis of the femur. The nails do not project beyond the fingers. Weight, 1917 grms. = 6781 lbs. *Ninth Month.* 45 cm. = 18 in. Subcutaneous fat increases. Diameters of the head about 1 to 1 1/2 cm. less than at term. Weight, 3400 grms. = 12085 lbs. *Mature*

LENGTHS AND WEIGHTS OF THE FETUS AT DIFFERENT MONTHS OF PREGNANCY AND DEVELOPMENT.

Month	Length (cm.)	Weight (grms.)
1st	1	493
2nd	4	848.76
3rd	6	1080
4th	16	848.76
5th	25	848.76
6th	30	1080
7th	35	2536
8th	40	4308
9th	45	6781
10th	45	12085

Fetus. 50 cm. long = 20 inches; weight, 2737 grms. = 713 lbs. Skin is rosy; lanugo has disappeared. The nails are perfect and project beyond the finger tips. The eyes are opened. The center of ossification in the lower epiphysis of femur is 5 mm. in diameter, while that of the cuboid bone is just beginning to show. Diameters of head are normal. **F., Amorphous.** See *Anideus*. **F. Anideus.** See *Anideus*. **F. in fetu** (fetus within the fetus), the name applied to those interesting inclusions in which the stronger fetus in its growth has included within its organism the parts of the weaker fetus. **F. papyraceus**, the name given to the malformation resulting in a twin pregnancy, when, owing to an inequality in the circulation of the embryos, the weaker fetus dies, and by the continually increasing pressure of the growing fetus is flattened more and more against the uterine walls, until the mass has a thickness little greater than stout parchment. **F., Position of**, the position occupied by the fetus in the mother's womb. It may be oblique, transverse, or longitudinal. Also, the position occupied by the fetus with reference to the mother's pelvis. See *Table* (p. 467). **F., Presentation of**, that part of the fetus that presents in labor. See *Presentation*.

Feuillea (*fa-ill'-e-ah*) [after Louis Feuillet, a French naturalist]. A genus of eucurbitaceous climbing plants. The seeds of **F. cordifolia**, of Jamaica, are emetic and purgative. **F. trilobata**, of Brazil, has similar qualities. Unof.

Fever (*fe'-ver*) [*febris*, a fever]. A systemic disease or symptom of disease whose distinctive characteristic is elevation of temperature, accompanied also by quickened circulation, increased katabolism or tissue-waste, and disordered secretions. **F., Abdominal.** See *F., Typhoid*. **F., Adeno-nervous.** Synonym of *Plague, q. v.* **F., Adeno-typhoid.** Synonym of *F., Mediterranean*. **F., African.** See *F., Yellow*, and *Dengue*. Also the same as *F., Congo*. **F. and Ague.** See *F., Intermittent*. **F., Amatory.** See *Amatory*. **F., Anomalous**, one the symptoms of which are irregular. **F., Aquamalarial.** Same as *F., Malarial*. **F., Ardent**, a non-specific, continued fever occurring in hot climates, in which the ordinary symptoms of febricula are exaggerated. See *Ardent*. **F., Articular.** See *Dengue*. **F., Asthenic**, one with a low-fever temperature, weak circulation, and great loss of nervous force. **F., Ataxic.** See *F., Typhus*. **F., Atypic.** See *F., Anomalous*. **F., Ballast**, fever on shipboard; said to be due to decaying organic matter in the ballast. **F., Barbadoes.** Synonym of *F., Yellow*. **F., Barcelona.** Synonym of *F., Yellow*. **F., bark.** See *Alstonia*. **F., Biliious**, one accompanying affections of the digestive organs. **F., Black.** Synonym of *Cerebro-spinal meningitis*. **F., Blackwater**, a fever occurring on the west coast of Africa, and characterized by attacking only those who have already suffered from malarial fever. There is a chill followed by lumbar pain, slight jaundice, fever, and the passage of porter-like urine. Biliious vomiting may occur, and death with uremic symptoms. It occurs in paroxysms—in other words, it is a paroxysmal hemoglobinuria. **F., Bladdery.** 1. A vulgar name for *Pemphigus*. 2. Same as *F., Catheter*. **F., blister**, a vesicular or pustular dermal eruption seen near the mouth, after a febrile disturbance, often occurring after a common cold. See *Herpes facialis* and *H. labialis*. **F., Boa Vista.** Synonym of *F., Yellow*. **F., Bona**, a form of malignant malarial fever in Algeria. **F., Bouquet.** Synonym of *Dengue*. **F., Brain**, fever associated with cerebral disturbance, or with inflammation of the cerebral meninges. **F.,**

TABLE OF THE POSITIONS AND PRESENTATIONS OF THE FETUS.

PRESENTATION.	FREQUENCY.	VARIETIES.	SYMBOL.	FREQUENCY OF VARIETIES.	POSITION OF FETUS.	POSITION OF FETAL HEART-SOUNDS.	MORTALITY.	
							FETAL.	MATERNAL.
Vertex.	95 per cent. of all cases.	Left occipito-anterior.	L.O.A	70 per cent	Occiput to left acetabulum, forehead to right sacro-iliac joint; back to left; extremities to right, above.	One inch below, and to left of umbilicus.	5 per cent	Less than 1 per cent.
		Left occipito-posterior.	L.O.P.		Occiput to left sacro-iliac joint, forehead to right acetabulum; back in left flank; extremities to right, anteriorly.	In left flank, below a transverse line through umbilicus.	Over 9 per cent.	
		Right occipito-anterior.	R.O.A.		Occiput to right acetabulum, forehead to left sacro-iliac joint; back to right; extremities to left, above.	Near median line, below umbilicus.	Over 9 per cent.	
		Right occipito-posterior.	R.O.P.	30 per cent	Occiput to right sacro-iliac joint, forehead to left acetabulum; back in right flank; extremities to left, anteriorly.	In right flank, below a transverse line through umbilicus.	5 per cent.	
Face.	½ of 1 per cent.	Left mento-anterior.	L.M.A.	Second in frequency.	Chin to left acetabulum, forehead to right sacro-iliac joint; back to right; extremities to left.	Left side of abdomen, below umbilicus.	13 to 15 per cent.	6 per cent.
		Left mento-posterior.	L.M.P.		Chin to left sacro-iliac joint, forehead to right acetabulum; back to right; extremities to left.	Left side of abdomen, below umbilicus.		
		Right mento-anterior.	R.M.A.		Chin to right acetabulum, forehead to left sacro-iliac joint; back to left; extremities to right.	Right side of abdomen, below umbilicus.		
		Right mento-posterior.	R.M.P.	Most common.	Chin to right sacro-iliac joint, forehead to left acetabulum; back to left; extremities to right.	Right side of abdomen, below umbilicus.		
Brow.	¼ of 1 per cent.	Left fronto-anterior.	L.F.A.		Brow to left acetabulum; chin to right sacro-iliac joint; back to left; extremities to right, above.	Left side of abdomen, below umbilicus.	30 per cent.	10 per cent.
		Left fronto-posterior.	L.F.P.		Brow to left sacro-iliac joint; chin to right acetabulum; back to left; extremities to right, above.	Left side of abdomen, below umbilicus.		
		Right fronto-anterior.	R.F.A.		Brow to right acetabulum; chin to left sacro-iliac joint; back to right; extremities to left, above.	Right side of abdomen, below umbilicus.		
		Right fronto-posterior.	R.F.P.		Brow to right sacro-iliac joint; chin to left acetabulum; back to right; extremities to left, above.	Right side of abdomen, below umbilicus.		
Shoulder.	½ of 1 per cent.	Left dorso-anterior.	L.D.A.	Most common.	Head in left iliac fossa, back anterior; extremities on right side, in upper part of abdomen.	Left side of abdomen, below umbilicus.	Almost 50 per cent.	11 per cent.
		Left dorso-posterior.	L.D.P.		Head in left iliac fossa, back posterior; extremities on right side, in upper part of abdomen.	Frequently cannot be heard.		
		Right dorso-anterior.	R.D.A.		Head in right iliac fossa, back anterior; extremities on left side, in upper part of abdomen.	Right side of abdomen, below umbilicus.		
		Right dorso-posterior.	R.D.P.		Head in right iliac fossa, back posterior; extremities on left side, in upper part of abdomen.	Right side of abdomen, below umbilicus toward the flank.		
Breech.	3 to 4 per cent. of all cases.	Left sacro-anterior.	L.S.A.	Most common.	Sacrum to left acetabulum; back to left anterior; abdomen to right posterior.	Left side of abdomen, above umbilicus.	30 per cent.	Less than 1 per cent.
		Left sacro-posterior.	L.S.P.		Sacrum to left sacro-iliac joint; back to left posterior; abdomen to right anterior.	Left side of abdomen, above umbilicus and toward the back.		
		Right sacro-anterior.	R.S.A.		Sacrum to right acetabulum; back to right anterior; abdomen to left posterior.	Right side of abdomen, above umbilicus.		
		Right sacro-posterior.	R.S.P.		Sacrum to right sacro-iliac joint; back to right posterior; abdomen to left anterior.	Right side of abdomen, above umbilicus and toward the back.		

Breslau, a contagious, epidemic disease in Breslau in the middle of the 18th century. Its nature is not known. **F., Brokenwing.** Synonym of *Dysent.* **F., Bucket.** Synonym of *Dysent.* **F., Bulam.** Synonym of *Dysent.* **F., Burdwan.** A form of *Dysent.* **F., Bush.** Synonym of *Dysent.* **F., Bush.** Synonym of *Dysent.* **F., Bush.** Synonym of *Dysent.* **F., Camp.** Synonym of *Dysent.* **F., Carbuncular.** Synonym of *Dysent.* **F., Catarrhal.** one with a profuse discharge of air passages. Synonym of *Dysent.* **F., Catheter.** a severe remittent fever which follows the passage of the catheter into the bladder. **F., Cerebro-spinal.** a malignant epidemic fever characterized by spasmodic contraction of the muscles, and protrusion of the head. It is accompanied with lesions of the cerebral and spinal ganglia; it is due to a specific poison. **F., Cesspool.** Synonym of *Dysent.* **F., Chagres.** Synonym of *Dysent.* **F., Chikahomy.** A synonym of *Dysent.* **F., Child-bed.** See *Dysent.* **F., Colorado.** Synonym of *Dysent.* **F., Congestive.** and *Dysent.* **F., Congo.** A form of fever, of malarial type, of the pernicious type, that prevails upon the West African coast. **F., Contagious.** Synonym of *Dysent.* **F., Continued.** one in which the temperature slowly continues to rise of temperature until a high one is reached, whence the fever gradually subsides. **F., Country.** See *Dysent.* **F., Cretan.** Same as *Dysent.* **F., New, of Crete.** Synonym of *Dysent.* **F., Dandy.** Synonym of *Dysent.* **F., Deccan.** Synonym of *Dysent.* **F., Diary.** Synonym of *Dysent.* **F., Dothienteric.** Synonym of *Dysent.* **F., Dynamic.** Synonym of *Dysent.* **F., Elephantoid.** a name given to the symptoms that often attend the onset of *Dysent.* **F., Enteric.** See *Dysent.* **F., Epidemic Catarrhal.** Synonym of *Dysent.* **F., Epidemic Gastro-rheumatic.** Synonym of *Dysent.* **F., Epihippic.** influenza in the horse. **F., Eruptive.** that accompanied or succeeded by an eruption on the skin. Examples are *Dysent.* **F., Eruptive Epidemic, of India.** Synonym of *Dysent.* **F., Essential.** See *Dysent.* **F., Famine.** See *Dysent.* **F., Feco-malarial.** See *Dysent.* **F., Few.** the herb *Py. thymum sach. nium.* **F., Five-day.** Synonym of *Dysent.* **F., Florida.** A form of fever occurring in tropical countries, resembling malaria or typhoid fever. **F., Gastric.** a form used indefinitely to designate a fever attended with abdominal pain, and vomiting of bile or some of its constituents. See *Dysent.* **F., Gibraltar.** Synonym of *Dysent.* **F., Hay.** a form of the numerous malarial fevers which are prevalent, also at times epidemic, in the tropics. It is marked by a quotidian fever, and abundant lachrymation. It is due to the bites and great numbers of the parasites of the stams and

other grasses, and to dust, odors, perfumes, and irritating substances acting upon a hypersensitive Schneiderian membrane in those with a marked nervous constitution. It is also attributed to the influence of microbes that float in the air. Climate seems to be a potent factor in the etiology in certain cases. **F., Heat.** Synonym of *Dysent.* **F., Hectic.** Synonym of *Dysent.* Also the fever that accompanies pulmonary tuberculosis and other diseases attended with suppuration. **F., Hemo-gastric.** See *Dysent.* **F., Hospital.** See *Dysent.* **F., Idiopathic.** one the cause of which escapes detection. **F., Inflammatory.** Synonym of *Dysent.* **F., Intermittent.** one in which the symptoms intermit, with intermediate periods of freedom from the febrile attack. This is the common form of malarial fever. **F., Italian.** Synonym of *Dysent.* and *Dysent.* **F., Jail.** Synonym of *Dysent.* **F., Jungle.** a remittent fever of India. **F., Kendal.** Synonym of *Dysent.* **F., Leghorn.** Synonym of *Dysent.* **F., Lent.** Synonym of *Dysent.* **F., Levant.** Synonym of *Dysent.* **F., Low,** fever of an asthenic type. **F., Lung,** acute croupous pneumonia. **F., Lying-in.** Synonym of *Dysent.* **F., Maculated.** Synonym of *Dysent.* **F., Malarial.** a febrile condition of periodic character dependent upon the presence of the hematozoa malarie. **F., Malarial Typhoid,** typhoid fever modified by simultaneous malarial infection. **F., Malignant,** a severe and fatal form of any fever. **F., Malta.** See *Dysent.* **F., Marsh.** Synonym of *Dysent.* **F., Mediterranean.** Gastrointestinal Fever; Feco-malarial Fever; Malta Fever; Italian Fever; Neapolitan Fever; Cretan Fever; Rock Fever; Gibraltar Fever; a specific febrile disease occurring particularly on the Mediterranean coast, and characterized by long, irregular pyrexia, frequent relapses, rheumatic complications, constipation, and the absence of ulceration of Peyer's patches. It has an incubation period of from six to nine days. The temperature may rise to 104° or 106° F., and in fatal cases to 110° F. The course is often prolonged to from three months to a year or more. The mortality rate is about two per cent. **F., Mesenteric.** Synonym of *Dysent.* **F., Miasmatic.** Synonym of *Dysent.* **F., Miliary,** an affection formerly very common, occurring in an epidemic form, with a prodromal stage of two or three days, during which there is great irritation of the skin, debility, and a feeling of suffocation. This is followed by profuse sweating, high fever, precordial and epigastric distress, and the appearance on the third or fourth day of a rash, first upon the neck and breast, consisting of numerous round or irregular spots, in the center of which vesicles arise that finally burst and form crusts. Desquamation and slow convalescence follow. **F., Miliary.** Synonym of *Dysent.* **F., Milk,** a form of slight puerperal septicemia, formerly thought to be due to the formation of milk in the mother's breast. **F., Mountain.** Synonym of *Dysent.* **F., Mucous.** A synonym of *Dysent.* **F., Neapolitan.** See *Dysent.* **F., New.** Synonym of *Dysent.* **F., Night-soil.** Synonym of *Dysent.* **F., Ochlotic.** Synonym of *Dysent.* **F., Paludal.** See *Dysent.* **F., Panama.** an endemic fever on the Isthmus of Panama; pernicious malarial fever. **F., Periodic.** See *Dysent.* **F., Pernicious,** a malignant fatal type of remittent or intermittent malarial fever. **F., Peyerian.** Synonym of *Dysent.* **F., Prison,** typhus fever. **F., Puerperal,** Metria; an acute, heterogenetic, contagious febrile affection of women in child-bed. It is due to the in-

roduction of germs and septic material into the system, the poisonous agents finding entrance through the wounds and lacerations of the genital tract consequent upon parturition. In some cases these wounds take on an unhealthy condition with the formation over them of a whitish or grayish pellicle; they then form the so-called *diphtheric ulcers*, although they bear no relation to true diphtheria. In other cases there may start up a gangrenous condition spreading rapidly to the adjoining tissues. Virchow calls this variety *Erysipelas Malignum Interium, q. v.* It may assume a number of other forms, all of which are of a greater or lesser degree of gravity. **F., Puking.** Synonym of *Milk-sickness*. **F., Pulmonic.** A synonym of *Croupous Pneumonia*. **F., Putrid.** Synonym of *F., Typhus*. **F., Pyogenic.** Synonym of *Strangles*. **F., Pythogenic.** Synonym of *F., Typhoid*. **F., Quinin,** fever produced by large doses of quinin; it is attended with hematuria, dysuria, dyspnea, threatened collapse. **F., Red.** Synonym of *Dengue*. **F., Relapsing,** *Famine Fever*; an acute specific febrile disease characterized by a short paroxysm of fever, ending in crisis, followed by a well marked remission, and that by a relapse on or about the fourteenth day. The fever is high and the patient restless; there is no characteristic eruption; but the patient emits a peculiar musty odor like that of burning straw. Epistaxis, often profuse, is present. A crisis is usual on the seventh day and is attended usually by some critical discharge. In seven days, or a little sooner, the relapse occurs, lasting from a few hours to seven days or more. During convalescence there may be a flaky desquamation. There is always in this disease marked enlargement of the spleen; the liver also is enlarged, as well as the kidneys. The disease is due to the presence in the blood of a specific spirillum, which is only seen during the paroxysms. **F., Remittent,** a paroxysmal fever with exacerbations and remissions, but not intermissions; usually applied specifically to remittent malarial fever. **F., Rheumatic.** See *Rheumatism*. **F., Rock.** Synonym of *F., Mediterranean*. **F., Scarlet.** See *Scarlatina*. **F., Septic,** one due to the admission of septic matter into the system. **F., Seven-day.** Synonym of *F., Relapsing*. **F., Seventeen-day.** Synonym of *F., Relapsing*. **F., Ship.** Synonym of *F., Typhus*. **F., Shoddy,** an illness occurring among shoddy-grinders. The symptoms are headache, malaise, dryness of the fauces, and difficulty of breathing. The acute symptoms subside in six or eight hours, but cough and expectoration remain as a chronic condition. **F., Siam.** Synonym of *F., Yellow*. **F., Simple Continued,** a continued, non-contagious fever, varying in duration from one to twelve days, and usually ending in recovery, **F., Solar.** Synonym of *Dengue*. **F.-sore,** a colloquial name for necrosis of the tibia; also a fever-blister. **F., Spirillum.** Synonym of *F., Relapsing*. **F., Splenic.** Synonym of *Anthrax*. See *Pustula maligna*. **F., Sthenic,** fever characterized by abnormal increase of the cardiac and vital activities. **F., Stiff-necked.** Synonym of *Dengue*. **F., Sudoral.** Synonym of *F., Mediterranean*. **F., Summer, hay-fever.** **F., Sun.** Synonym of *Insolation*. **F., Three-day.** Synonym of *Dengue*. **F., Traumatic,** that following traumatism, surgical or accidental. **F.-twig.** See *Climbing Staff-tree* and *Celastrus*. **F., Typhoid,** Enteric Fever; an acute continued fever due to a specific virus, the bacillus typhosis, and characterized by peculiar intestinal lesions, splenic enlargement, maculæ on the skin (rose spots), headache, delirium, diarrhea, prostration, etc. The morbid changes are chiefly in the lower part of the ileum, occasionally

in the upper part of the colon, and consist in a necrotic inflammatory infiltration of the follicular structures and neighboring parts, commonly called "Peyer's patches," with a catarrhal inflammation of the rest of the intestinal mucous membrane. The stools are the characteristic liquid ochre-colored passages, resembling pea-soup. Epistaxis is frequently an early symptom. The duration of the disease is usually about four weeks. There may be, however, an abortive form of the disease ending at from the eighth to the fourteenth day. The *atubrilic form*, which is rare, may have a normal or even subnormal temperature throughout the entire course. Perforation of the bowel, peritonitis, hemorrhage, and tympanites are some of the complications of the disease. Relapses occur in a certain proportion of the cases. The poison of typhoid fever usually enters the system through the drinking-water, or milk, or by inhaling effluvia from drains. Direct contagion from the sick to the healthy plays but a small part in the dissemination of typhoid fever. See *Table of Exanthemata*. **F., Typhoid, Ambulatory,** the latent form, with illly-defined symptoms, so that the patient scarcely feels ill enough to go to bed. The prognosis in this form of the disease is often grave. **F., Typhoid, Atypical.** Synonym of *F., Mediterranean*. **F., Typhoid, Canine,** a peculiar form of typhoid fever occurring only among patients who have been previously subject to malaria. The period of invasion is from one to three days, during which the patient complains of general discomfort and constipation. This is followed by a rapid development of the fever, the temperature almost immediately reaching 104° F. After the third day diarrhea, epistaxis, and intestinal hemorrhage occur. The fever subsides at the end of the first week, though the diarrhea and enlargement of the spleen continue. The pulse is always slow. **F., Typhoid, Intermittent.** Synonym of *F., Mediterranean*. **F., Typho-malarial,** a malarial fever with typhoid symptoms. **F., Typhus,** an acute, specific, epidemic, contagious, exanthematous fever, probably due to a specific infecting germ, and characterized by a peculiar petechial eruption, depression of the vital powers, profound cerebral manifestations, and absence of any discoverable lesion. It terminates by crisis on or about the fourteenth day, or by death from exhaustion or coma. See *Exanthemata, Table of*. **F., Typhus, Abdominal.** Synonym of *F., Typhoid*. **F., Typhus, Walking,** typhus fever in which the vital powers are not greatly reduced, so that the patient does not go to bed. **F., Urinary,** the febrile disturbance that follows the use of the catheter or bougie, or other operation upon the urinary organs, or any distinct impression made upon the urethra or bladder by some other means than these. Urinary fever varies in severity, from a slight chill and moderate rise of temperature to a well-marked chill with considerable rise of temperature. **F., Vitular.** See *Collapse, Parturient*. **F., Vitulary.** See *Collapse, Parturient*. **F.-wort.** See *Triosteum*. **F., Wound.** Synonym of *F., Traumatic*. **F., Yellow,** an acute, specific, infectious, contagious, paroxysmal, malignant fever, occurring mainly in sub-tropical regions, and characterized by three stages—the febrile, the remission, and the collapse. The poison of the disease is destroyed by frost. The period of incubation varies from one to fourteen days. The onset is sudden, the temperature high. There is a tendency to hemorrhage from the nose, mouth, vagina, kidneys, or stomach; the skin and conjunctivæ acquire a yellow tint or even a deep olive or mahogany color. There may be vomiting of altered blood. In fatal cases there is found a granular

- degeneration of the liver cells. One attack of the disease protects against subsequent seizures; negroes display a peculiar immunity to the disease.
- Feverish** *ἄρτος* [*Ar-tos*, fever]. Somewhat affected with fever; *ἄρτος*.
- Fexism** *ἄρτος* [Aus-ism]. A form of cretinism seen in Styria, Austria; its victims are locally called *zuz*.
- Fiber** *ἄρτος* [*Ar-tos*, a thread]. A filamentary or thread-like structure. Applied to the thin like filaments of muscular, cartilage, bones, and tendinous tissues. **F.**, **Axial**, the central or axial band of a nerve fiber; it is called also the *axis* (see *ax*); and the axis-cylinder. **F.**, **Beale's**, a spinal nerve fiber seen in sympathetic ganglion cells. It becomes a medullary sheath. **F.**, **Bühlmann's**, peculiar lines formed in canals of the tibia to the *Perforation*. **F.**, **Gottstein's**, the external dilated cells and nerve-fibers of the rabbit's nerve in the cochlea. **F.**, **of Corti**. See *Corti*. **F.**, **of Gerdy**, a transverse band of fibers supporting the hand crosswise and forming the web of the fingers. **F.**, **of Muller**, a supporting connective tissue that unites the various layers of the retina. **F.**, **of Remak**, certain pale and non-medullated nerve fibers, found mostly in branches of the sympathetic nerve. **F.**, **of Sharpey**, delicate processes or roots that pass through and rivet together the intracortical laminae of bone. **F.**, **Sustentacular**. See *Sustentaculum*. **F.**, **of Tomes**, elongated and branched processes of the odontoblasts of the pulp, forming the terminal tubules of teeth.
- Fibra** *ἄρτος* [*Ar-tos*, fiber]. Same as *Fiber*.
- Fibratio** *ἄρτος* [*Ar-tos*, fiber]. Fibrous construction; arrangement of fibers.
- Fibril**, or **Fibrilla** *ἄρτος*, or *ἄρτος* [*Ar-tos*, dim. of *ἄρτος*, a fiber]. A small fiber or component filament of a fiber. A name applied to minute nerve-filaments.
- Fibrillar** *ἄρτος* [*Ar-tos*, a small fiber]. Pertaining to fibrils. **F.**, **Contractions**, spontaneous contractions successively taking place in different bundles of muscular fibers; they are characteristically observed in progressive muscular atrophy.
- Fibrillary** *ἄρτος*. Same as *Fibrillar*.
- Fibrillation** *ἄρτος* [*Ar-tos*, a small fiber]. The quality of being fibrillar; also a fibrillar contraction; the acquisition of new fibrils. **F.**, **of New Tissue**, the appearance of fibrille in new-formed tissue.
- Fibrin** *ἄρτος* [*Ar-tos*, a fiber]. A native albumin or protein, a substance that, becoming solid in shed blood, plasma, and lymph, causes coagulation of these fluids. It then exists in the shape of innumerable, consecutive delicate, closely packed, microscopic, double refractive fibrils, entangling the blood-corpuscles as in a spider-web, and with them forming the *Fibrinogen* (*ἄρτος*). Fibrin forms about 25 per cent of the blood and is insoluble in water and ether. It is changed into syntonin by dilute hydrochloric acid. **F.**, **ferment**, a ferment obtainable from coagulium after clotting has occurred. It does not exist in the living, circulating blood. Its activity is destroyed by heating to 70° C.
- Fibrination** *ἄρτος* [*Ar-tos*, a fiber]. The coagulation of an abnormal amount of fibrin.
- Fibrinogen** *ἄρτος* [*Ar-tos*, a fiber; *γεννᾶν*, to produce]. A native protoid of the globulin class, contained in blood plasma, serous transudations, etc. A constituent of all of it is one of the chief elements of the blood, the other being Paraglobulin. It was first discovered in the plasma, aided by a fibrin ferment.
- Fibrinogenic** *ἄρτος* [*Ar-tos*, a fiber; *γεννᾶν*, to produce]. Of the nature of fibrinogen.
- Fibrinogenous** (*ἄρτος*) [*Ar-tos*, a fiber; *γεννᾶν*, to produce]. Forming or producing fibrin.
- Fibrinoplastic** (*ἄρτος*) [*Ar-tos*, a fiber; *πλαστικός*, to form]. Of the nature of fibrinoplastin.
- Fibrinoplastin** (*ἄρτος*) See *Paraglobulin*.
- Fibrinous** (*ἄρτος*) [*Ar-tos*, a fiber]. Of the nature of or containing fibrin.
- Fibrinuria** (*ἄρτος*) [*Ar-tos*, a fiber; *ουρία*, urine]. The presence of fibrin in the urine to an extent that causes its coagulation after the liquid has been voided. It usually occurs in the course of villous cancers of the bladder, or after the use of cantharides.
- Fibro-** (*ἄρτος*) [*Ar-tos*, a fiber]. A prefix used to denote fibrous structure.
- Fibro-areolar** (*ἄρτος*) [*Ar-tos*, fiber; *areola*, dim. of *arca*, an open space]. Containing both fibrous and areolar tissues.
- Fibroblast** (*ἄρτος*) [*Ar-tos*, fiber; *βλαστός*, germ]. A connective-tissue cell.
- Fibro-bronchitis** (*ἄρτος*) [*Ar-tos*, fiber; *βρόγχος*, the windpipe; *ίτις*, inflammation]. Bronchitis with the expectation of fibrinous casts.
- Fibro-carcinoma** (*ἄρτος*) [*Ar-tos*, fiber; *καρκίνωμα*, carcinoma; *πλαστικός*, Fibrocarcinomata]. A carcinoma with fibrous elements.
- Fibro-cartilage** (*ἄρτος*) [*Ar-tos*, a fiber; *cartilago*, gristle]. Cartilage with more or less copious intermedium of fibrous elements.
- Fibro-cartilaginous** (*ἄρτος*) [*Ar-tos*, a fiber; *cartilago*, gristle]. Composed of or containing fibro-cartilage.
- Fibro-cellular** (*ἄρτος*) [*Ar-tos*, fiber; *cella*, cell]. Both fibrous and cellular; fibro-areolar.
- Fibro-chondritis** (*ἄρτος*) [*Ar-tos*, fiber; *χόνδρος*, cartilage; *ίτις*, inflammation]. Inflammation of fibro-cartilage.
- Fibrocyst** (*ἄρτος*) [*Ar-tos*, fiber; *κυστίς*, cyst]. A fibroma that has undergone cystic degeneration.
- Fibro-elastic** (*ἄρτος*) [*Ar-tos*, fiber; *ελαστικός*, elastic]. Consisting partly of fibrous elastic tissue.
- Fibro-enchondroma** (*ἄρτος*) [*Ar-tos*, fiber; *έν*, in; *χόνδρος*, cartilage; *όμα*, tumor; *πλαστικός*, Fibro-enchondromata]. An enchondroma containing fibrous elements.
- Fibro-glioma** (*ἄρτος*) [*Ar-tos*, fiber; *γλία*, glue; *όμα*, tumor; *πλαστικός*, Fibrogliomata]. A tumor consisting in part of fibrous and in part of glious elements.
- Fibroid** (*ἄρτος*) [*Ar-tos*, fiber; *ειδος*, likeness]. A term applied to such structures as possess a fibrous appearance, but cannot be separated into fibers. Also, a fibroid tumor. **F.**, **Heart**, a chronic form of myocarditis in which there is a development of fibrous connective tissue in the cardiac muscle. **F.**, **Induration**. See *Induration*. **F.**, **Phthisis**, the very chronic form of phthisis, in which the inflammatory products have taken on a fibroid change.
- Fibroin** (*ἄρτος*) [*Ar-tos*, fiber], $C_{15}H_{23}N_3O_6$. An albuminoid; a white, shining substance, the chief constituent of the cocoons of insects and spider-web. See also *Fibrovin*.
- Fibro-lipoma** (*ἄρτος*) [*Ar-tos*, fiber; *λίπος*, fat; *όμα*, tumor; *πλαστικός*, Fibro-lipomata]. A neoplasm constituted of both fibrous and fatty elements.
- Fibroma** (*ἄρτος*) [*Ar-tos*, a fiber; *όμα*, a tumor; *πλαστικός*, Fibromata]. 1. Any fibrous-tissue tumor; it is called also *inoma*. 2. See *Molluscum fibrosum*. **F.**, **Concentric**, a soft, red, vascular form of uterine fibroma, forming a general enlargement of the uterus, concentrically surrounding the uterine cavity. It contains a relatively greater abundance of muscular tissue than the other varieties of fibromata. **F.**, **fungoides**. See

Granuloma fungoides and *Mycosis*. **F. lipomatodes**. Same as *Xanthoma*, *q. v.* **F. molluscum**. Synonym of *Molluscum fibrosum*. **F. simplex**. Synonym of *Molluscum fibrosum*.

Fibromyitis (*fi-bro-mi-i'tis*) [*fibra*, fiber; *myc*, muscle; *itis*, inflammation]. Inflammation of a muscle, leading to its fibrous degeneration.

Fibro-myoma (*fi-bro-mi-o'-mah*) [*fibra*, fiber; *myc*, muscle; *oma*, a tumor: *pl.*, *Fibro-myomata*]. A tumor composed of fibrous and muscular tissue.

Fibromyxoma (*fi-bro-mix-o'-mah*) [*fibra*, fiber; *myxa*, mucus; *oma*, a tumor: *pl.*, *Fibromyxomata*]. A fibroma that is undergoing a myxoid change.

Fibroplastic (*fi-bro-plas'tik*) [*fibra*, fiber; *πλαστικός*, to form]. Showing a tendency toward the formation of fibers; a term applied to certain cases of spindle-celled sarcoma.

Fibrorin (*fi-bror'-in*) [*fibra*, fiber]. In biology, the substance of which the webs of spiders are composed.

Fibro-sarcoma (*fi-bro-sar-ko'-mah*) [*fibra*, fiber; *σαρξ*, flesh; *oma*, tumor: *pl.*, *Fibro-sarcomata*]. A spindle-celled sarcoma, with elements that cause it to resemble a fibroma.

Fibro-serous (*fi-bro-se'-rus*) [*fibra*, fiber; *serum*, whey]. Having the qualities of a fibrous and serous structure. **F.-s. Membranes**, thin, transparent, glistening structures forming closed sacs, that contain certain organs. They are the peritoneum, the two pleurae, the pericardium, the tunica vaginalis testis, the arachnoid, and synovial membranes.

Fibrosis (*fi-bro'-sis*) [*fibra*, fiber]. The development of interstitial fibrous tissue; it occurs as a disease-process in the coats of the smaller blood-vessels at about middle life. **F., Arterio-capillary**. See *Endarteritis*.

Fibrous (*fi'-brus*) [*fibra*, a fiber]. Containing fibers; of the character of a fiber.

Fibula (*fib'-u-lah*) [L., a buckle]. The smaller or splint-bone at the outer part of the lower leg articulating above with the tibia, and below with the astragalus and tibia. It forms the external malleolus.

Fibulad (*fib'-u-lad*) [*fibula*, a buckle; *ad*, to]. Toward the fibula; on the fibular side.

Fibular (*fib'-u-lar*) [*fibula*, a buckle]. Relating to the fibula.

Fibulare (*fib'-u-la'-re*) [L.: *pl.*, *Fibularia*]. Same as *Calcaneum*.

Fibulen (*fib'-u-len*) [*fibula*, a buckle]. Belonging to the fibula in itself.

Fibulo-calcaneal (*fib-u-lo-kal-ka'-ne-al*) [*fibula*, a buckle; *calcaneum*, the heel]. Pertaining to or connecting the fibula and the calcaneum.

Ficarin (*fik'-ar-in*) [*ficus*, a fig]. A neutral principle obtained from the common fig; it is used internally and externally for piles.

Ficary (*fik'-ar-e*) [*ficaria*; *ficus*, a fig; a hemorrhoid]. The *Ranunculus ficaria*, pilewort, a common European herb, long a popular remedy for piles.

Fichtelite (*fich'-tel-it*) [Ger., *fichtel*], $C_{10}H_{10}$. A mineral resin that occurs, together with retene, in the peat of fossil pines. It crystallizes in vitreous prisms, and melts at 46° C.

Pick's Angle. See *Angle*.

Ficoïn (*fi'-ko-in*) [*ficus*, a fig]. Doliarin, or cradin; a form of papayin, or vegetable pepsin, obtained from various species of *Ficus*.

Ficosis (*fi-ko'-sis*). See *Sycosis*.

Ficus (*fi'-kus*) [L., a fig-tree]. 1. The fig. The fleshy receptacle of *F. carica*, native to Asia Minor, and cultivated throughout Europe and tropical America. It contains 62 per cent. of grape-sugar when dry. It is somewhat laxative and fairly nutritious, and is a constituent of *Confectio semine*. The genus

Ficus contains many species. Forms of papayin (cradin, doliarin) occur in several species. Others afford caoutchouc, lac, etc. 2. A hemorrhoidal or condylomatous tumor.

Fiddle, Scotch (*pid'-l*) [ME., *fidel*]. The itch.

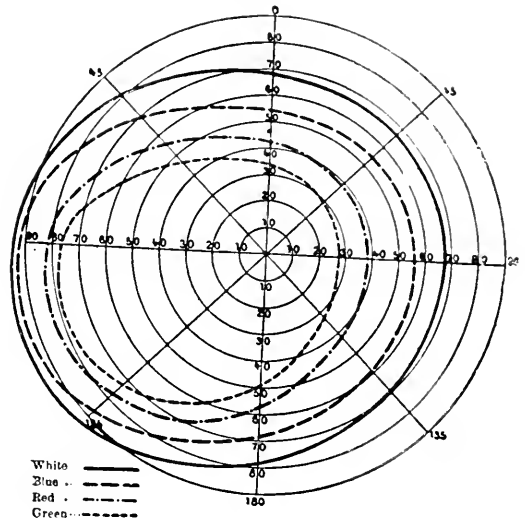
Fiddler's Muscle. See *Fidicinal*.

Fidgets (*fi'-et's*) [dim. of *fidge*]. Uncasiness; restlessness; dysphoria, *q. v.*

Fidicinal Muscle (*fid-is'-in-al*) [*fidicinus*, for playing on stringed instruments]. *Musculus fidicinalis*; any one of the four lumbrical muscles of the hand. See *Muscles, Table of*.

Fidispinalis (*fid-is-pi-na'-lis*) [*fidicinus*, for playing on stringed instruments; *spina*, the back]. The muscle called multifidus spine. See *Muscles, Table of*.

Field (*feld*) [ME., *feld*]. Any space or area, especially the field of vision. **F., Contraction of the**, occurs in certain retinal and cerebral affections. **F.-glass**, in an eye-piece, the lens farthest from the eye. **F.-hospital**, a temporary hospital on a battle-field. **F. of Vision**, sometimes spoken of simply as *the field*.



FIELD OF VISION OF THE LEFT EYE.

The extent of indirect vision with fixation of the visual axis upon one point. Its limit for white light is about 90° outward, 70° inward and above, and 60° downward. **The F. for Colors** is more restricted; that for blue is nearly as large as that for white, while that for red and green is more narrow. **F., Testing the**. See *Perimeter*.

Fifth Nerve. See *Trifacial*. **F. Ventricle**. See *Ventricle*.

Fig [ME., *fig*, a fig]. See *Ficus*. **F.-wart**. See *Verruca acuminata*. **F.-wort**, the herb *Scrophularia nodosa*, an alternative, diuretic, and anodyne. It is sometimes used in the form of an ointment for piles. Dose of the fld. ext. ʒ ss-j. Unof.

Figure of Eight. See *Bandage*.

Fila (*fi'-lah*) [L.]. Plural of *Filum*, *q. v.*

Filament (*fil'-am-ent*) [*filum*, a thread]. A small, thread-like structure or part of an organ, as a muscle, nerve, or tendon. **F., Spermatic**, the caudal filament of a spermatozoön.

Filaria (*fi-la'-re-ah*) [*filum*, a thread]. A genus of nematode or thread-worms of the family *Filariidae*. See *Parasites (Animal), Table of*. **F. bancrofti**. See

- Thread-worm* and *Larva* (*Animal*), *Fil* (*root*). **F. conjunctivæ** has been taken from the human conjunctiva; it is found chiefly in Africa. **F. lentis** has been found in cataractous lenses. **F. medinensis**, *See Filariæ*. **F. sanguinis hominis**, (Craw-craw); the embryo of a nematode worm native to the tropical coast of Africa, which, entering the blood and lymphatics, causes swellings in the lymphatic glands, and other symptoms. **F. testis**, (Craw-craw); the lymphatics of the scrotum are invaded, and swellings of the testis are obstructed. *See Filariæ*. **F. tracheæ**, *Fil* (*root*). **F. sanguinolenta**, *See Filariæ*, and *Parasitæ Animalium*.
- Filariasis** (*fil'ar-i-as-is*) [*Filari*, a thread]. A diseased state due to the presence in human blood of *Filariæ* (nematodes), or of an infestation of some allied species.
- Filix** (*fil'iks*) [*fil* (*root*), white]. *See Kuf'bery*, *Ajstev*. **F. cutter's Disease**, a form of pneumonokoniosis. **F. Dental**, (dentifera); *Scalprum dentarium*; Lima dentaria; a tooth file, an instrument for the removal of a part of one or more teeth. There are files for separating incisor, buccal, and molar teeth, etc.
- Filhos**, **Caustic of**. A cauterizing paste composed of quicklime and caustic potash mixed with alcohol.
- Filices** (*fil'is-es*) [*fil* (*root*), of *Laba*, a fern]. Ferns. *See Filariæ*.
- Filiform** (*fil'if-orm*) [*fil* (*root*), a thread; *forma*, form]. Thread-like. **F. Bougie**. *See Bougie*. **F. Papillæ**, the small, oval, most numerous of the papilla of the tongue, covering over its whole surface. **F. Apparatus**, in biology, the longitudinally striated, homogeneous, strongly retractive, cellulose cap, often found at the apex of each of the two cells (*cynergides*) forming a part of the germinal apparatus or egg-apparatus of plants.
- Filipuncture** (*fil'ip-un-cture*) [*fil* (*root*), thread; *punctura*, a puncture]. The passing into an aneurysmal sac of wire threads, hairs, or the like, to promote absorption.
- Filix** (*fil'iks*) [*fil* (*root*), *Fili*]. A general name for asplenium. **F. femina**, or *feminea*, the fern now called *Asplenium filix femina*, female fern or spleen-fern. *See Asplenium*. **F. mas**, male fern. *See Asplenium*.
- Filixolin** (*fil'ik-solin*) [*fil* (*root*), fern; *olin*, oil]. The oily fluid of *F. Filix*.
- Filleau's Method**. *See Instrument, Method of*.
- Fillet** (*fil'it*) [*fil* (*root*), a thread]. A loop-shaped band of gauze or soap passed through the handles of an instrument, or about some part of the fetus, for the purpose of fixing traction. Also see *Lynch's*. **F. Ovary**, a fasciculus of nerve-fibers covering the ovary body of the medulla. **F. Test**, *See Filariæ*.
- Filling** (*fil'ing*) [*fil* (*root*), to fill]. The material used to fill a cavity in a continuous tooth.
- Film**, **Mucous** (*fil'm*) [*fil* (*root*), thin skin; *mucous*, mucous]. A pellicle or thin skin; *See Filariæ*.
- Filoplume** (*fil'op-lume*) [*fil* (*root*), thread; *plume*, a feather]. A hair, or more extremely slender, thread-like structure, the structure of young, very abundant on the skin.
- Filo-pressure** (*fil'o-press-ure*) [*fil* (*root*), a thread; *press*, to press]. The pressure of a stream of eye-water by means of a filament.
- Filovari-cos** (*fil'o-vari-cos*) [*fil* (*root*), a thread; *vari-cos*, varicose]. A variety of the axis of a filament, consisting of a series of enlargements of one.
- Filter** (*fil'ter*) [*fil* (*root*), to strain]. An apparatus for straining a liquid from a solid or a more liquid solutions the impurities it may contain. **F. Paper**, a paper of close, firm mesh, much used by pharmacists for filtration.
- Filth** [*ME.*, *filthe*, foulness]. Foul, offensive matter. **F.-disease**, any disease due to filth. **F.-dread**. *See Mysophobia* and *Kupophobia*.
- Filtration** (*fil'tra-shun*) [*filtrum*, felt]. The operation of straining through bibulous paper. The best white filter-paper should be used for filtering alkaline or alkaloidal solutions.
- Filtrum** (*fil'trum*) [*fil* (*root*), felt; *pl.*, *Filtra*]. 1. Felt, *q. v.* 2. A filter or strainer.
- Filum** (*fil'shon*) [*fil* (*root*)]. Any thread-like or filamentous structure; in surgery, a thread or wire. **F. coronarium**, a cord-like ridge that runs along the auricular opening of the heart. **F. terminale**, the terminal strands of the spinal cord, extending from the first lumbar vertebra through the cauda equina.
- Fimbria** (*fin't-bre-ah*) [*Lat.*, a "fringe": *pl.*, *Fimbriæ*]. Corpus fimbriatum; temia hippocampi; a zone consisting of alba alone, and forming, as it were, a margin for the hippocamp. There is one in each hemisphere between the hippocamp and the rima. **F. ovarica**, one of the fimbriæ of the Fallopian tube nearly double the length of the others, and characterized by the great size of its secondary fringes. It leads toward the ovary.
- Fimbriæ** (*fin't-bre-æ*) [*fimbria*, a fringe]. Threads; a fringe. **F. of Fallopian Tube**, the fringe-like processes of the outer extremity of the oviduct.
- Fimbrial** (*fin't-bre-ah*) [*fimbria*, a thread]. Relating to the fimbria or to fimbriæ.
- Fimbriated** (*fin't-bre-a-ted*) [*fimbria*, a thread]. Fringed; having a shred-like or fimbrial border.
- Fimbriocèle** (*fin't-bre-oh-sel*) [*fimbria*, a thread; *κλῆη*, hernia]. Hernia enclosing some or all of the fimbriae of an oviduct.
- Fimetarius** (*fin-et-ah-re-us*) [*finus*, dung]. In biology, growing on dung.
- Finckler and Prior, Spirillum of**. *See Bacteria, Synonymatic Table of*.
- Fine** (*fin*) [*ME.*, *fin*, fine]. Opposed to coarse. **F. Adjustment**. *See Adjustment*.
- Finger** (*fin'ger*) [*ME.*, *finger*]. A digit of the hand. **F.**, **Clubbed**. *See Clubbed Fingers*. **F.**, **Insane**, a finger affected with a variety of chronic whitlow; it is seen in certain cases of confirmed brain-disorder. **F.**, **Mallet**, a deformity of a finger characterized by deficient extension or undue flexion of the terminal phalanx. **F.-stall**, a rubber covering for a finger. **F.**, **Transparent**, a small, round plate of glass set in a metal frame, used by Liebreich in place of digital pressure in lupus-examinations. A lens may be used in place of plain glass, thus illuminating the skin. **F.**, **Trigger**. *See Trigger-finger*.
- Fingers and Toes, Numbering of**. Among anatomists the rule is almost universally followed of numbering from the thumb and great toe (pollux and hallux). Occasionally the index finger is considered number one.
- Fining** (*fin'ing*) [*ME.*, *fin*, fine]. A term applied to the "clearing" of wine. It consists in adding to muddy wine some albuminous or similar substance that will mix with the suspended matter and carry it to the bottom or bring it to the surface. The substances most generally employed are white of egg, ox-blood, and milk, or mixtures of these substances.
- Finlay's Micrococcus**. *See Bacteria, Synonymatic Table of*.
- Finn** (*fin*). The cysticer-cus or larva of a tape-worm.
- Fiocca, Bacillus of**. *See Bacteria, Synonymatic Table of*.

Fir (*fir*) [ME., *fir*, the fir-tree]. See *Abies*. **F.-balsam**. See *Abies balsamea*. **F.-wool**, a fiber prepared in Germany from pine-leaves. It has been recommended as a material for the clothing of invalids. **F.-wool Extract**, an extract prepared from the leaves of *Pinus sylvestris* in the process of separating fir-wool. It is used in chronic rheumatism. Unof. **F.-wool Oil** (*Oleum pini sylvestris*, B. P.), the fragrant volatile oil distilled from the leaves of *Pinus sylvestris*, used mainly by inhalation. Dose, for rheumatism, 10-20 drops, four times a day.

Fire (*fir*) [ME., *fire*]. The visible heat of burning bodies. **F.-damp**, the gas contained in coal, often given off in large quantities, and exploding, on ignition, when mixed with atmospheric air. **F. measles**. Synonym of *Rötheln*. **F.-weed**. See *Erechthites* and *Epilobium*.

Firing (*fir'-ing*) [ME., *fire*, fire]. The application, either slight or caustic, of a hot metallic cauter. The sterilization of a vessel or flask by the combustion of contained alcohol.

Firming (*firm'-ing*) [*firmus*, firm]. Hardening of the flesh of a slaughtered animal. Marked flaccidity of the flesh is a sign of an unhealthy condition of the meat.

First (*first*) [ME., *first*]. Before all others; foremost in rank. **F. Intention**. See *Healing*. **F. Light Oil**, the fraction of coal-tar distilling at a temperature up to 170° C. It includes a small percentage of ammonia-liquor which is mechanically contained in the tar, and is separated from the tar-oils by being allowed to stand and settle out, when it is drawn off. The specific gravity of this fraction is about .975, and it is made up of benzene, toluene, and higher homologues, with phenol, cresol, naphthalene, etc.

Fischer's Operation. See *Operations, Table of*. **F.'s Test**. See *Tests, Table of*.

Fisetin (*fi-se'-tin*). Same as *Fastin*.

Fish [ME., *fisch*]. A vertebrate with gills and fins, inhabiting the water. **F.-berry**. See *Cocculus indicus*. **F.-gelatin**. See *Glue and Isinglass*. **F.-roe Bodies**. See *Fungus Foot*. **F.-skin Disease**. See *Ichthyosis*.

Fisher's Brain-murmur. See *Signs and Symptoms, Table of*. **F.'s Train-murmur**. See *Signs and Symptoms, Table of*.

Fissate (*fis'-at*) [*fissus*: *findere*, to cleave]. In biology, applied to antennae or other structures having the terminal portion divided or split into two parts.

Fissile (*fis'-il*) [*findere*, to split]. That which may be split or cleft. In biology, formed of plates or scales closely placed together.

Fission (*fish'-ion*) [*fissus*: *findere*, to cleave]. In biology, spontaneous self-division of unicellular organisms or histologic cells, as a process of multiplication.

Fissipalmation (*fis-ip-al-ma'-shun*) [*fissus*: *findere*, to cleave; *palmā*, palm]. In biology, applied to animals having the toes incompletely webbed.

Fissipara (*fis ip'-ar-ah*) [*fissus*: *findere*, to cleave; *parus*, produce]. In biology, applied in a general way to all organisms that multiply by spontaneous self-division.

Fissiparation (*fis-ip-ar-a'-shun*) [*findere*, to split; *parere*, to produce]. A form of cell-division. See *Cell*.

Fissiparous (*fis-ip-ar-us*) [*findere*, to split; *parere*, to produce]. Propagating by fission; applied to unicellular organisms or histologic cells that undergo spontaneous self-division in the process of multiplication. See *Fission*.

Fissural Integer (*fish'-ur-al in'-te-ger*). See *Integer*.

Fissuration (*fish-ur-a'-shun*) [*findere*, to split]. Same as *Fission*. Also applied to the arrangement of the fissures of various organs, such as the brain.

Fissure (*fish'-ur*) [*fissura*: *findere*, to cleave]. A groove or cleft. A term applied to the clefts or grooves in various organs. **F.**, **Abdominal**, a separation of the recti muscles of the abdomen, either above and below the umbilicus, or both. **F.**, **Accessory**, the inferior end of the cartilaginous portion of the Eustachian tube. **F.**, **Adoccipital** (*of Wilder*), an inconstant cerebral fissure, extending across the caudal portion of the precuneus, and forming an acute angle with the occipital fissure. **F.**, **Ammon's**, during the early fetal period, a pyriform fissure in the lower portion of the sclerotic coat of the eye. **F.**, **Amygdaline** (*of Wilder*), a cerebral fissure on the mesal aspect of the tip of the temporal lobe; it may be identical with the basirrhinal fissure of Owen; it is collocated with the amygdala. **F.**, **Anal**. See *F. of the Anus*. **F.**, **Anterior** (*of Burdach*), a cerebral fissure, probably the presylvian. **F.**, **Anterior** (*of spinal cord*). See *F., Anterior Median* (*of spinal cord*). **F.**, **Anterior Lateral** (*of spinal cord*), a groove on the ventro-lateral aspect of the spinal cord. **F.**, **Anterior Median** (*of medulla oblongata*), the continuation of the ventral fissure of the cord into the oblongata, where it terminates at the pons in the foramen cecum. **F.**, **Anterior Median** (*of spinal cord*), a deep longitudinal groove in the median line of the ventral aspect of the spinal cord. **F.**, **Antero-lateral**, a slightly marked depression along the ventro-lateral column of the spinal cord, separating the latter into the ventral and lateral columns. **F.**, **Antero-medial**. See *F., Anterior Median* (*of spinal cord*). **F.**, **Antero-parietal**. See *F., Precentral*. **F.**, **Antitragohelicine**, a fissure between the helix and the antitragus of the external ear. **F.**, **Antorbital** (*of Owen*), a transverse fissure on the orbital surface of the frontal lobe of the brain near its cephalic margin. **F. of the Anus**, a linear ulcer at the muco-cutaneous junction of the anus, giving rise to intense suffering on defecation. **F.**, **Ape**, 1. The dorsal extension of an unusually deep occipital fissure. 2. An independent fissure on the lateral aspect of the cerebrum, between the occipital and temporal regions (*the exoccipital fissure of Wilder*). **F.**, **Auricular**, an opening situated between the vaginal and mastoid processes of the petrous portion of the temporal bone, through which passes the auricular branch of the pneumogastric nerve. **F.**, **Basirrhinal** (*of Owen*), a short fissure near the tip of the temporal lobe of the brain. **F.**, **Basisylvian** (*of Wilder*), the stem of the Sylvian fissure on the ventral aspect of the cerebrum. **F. of Bichat**. See *F., Cerebral, Transverse*. **F.**, **Branchial**, any one of the visceral clefts. **F. of Broca**. See *F., Limbic*. **F.**, **Burdach's**. See *F., Anterior*, and *F., Superior*. **F. of Calamus scriptorius**, the termination of the mesal fissure of the fourth ventricle at the apex of the calamus. **F.**, **Calcarine**, a fissure on the mesal aspect of the cerebrum, extending from near the occipital end and joining the occipital fissure; it is collocated with the calcar or hippocampus minor. **F.**, **Callosal** (*of Owen*), the space between the dorsal surface of the callosum and the overhanging cortex. **F.**, **Calloso-marginal**, one on the mesal surface of the cerebral hemisphere, dividing the area between the callosum and the margin into nearly equal parts; opposite to the splenium it turns in a dorsal direction. **F.**, **Central**, a deep and constant fissure extending from the dorsal margin in a ventro-cephalic direction, at an angle of about 67° with the meson; it crosses the lateral aspect of the cerebrum at about the middle of its length; the fissure of Rolando. **F.**, **Cephalic**, in *Schizocnemertinus*, a longitudinal fissure on each side of the head. **F.**, **Cerebral, Great**. See *F., Cerebral*,

Transverse (of the brain). **F.**, Cerebral, Inferior. See *F.*, *Transverse, Inferior*. **F.**, Cerebral, Small. See *F.*, *Transverse, Inferior*. **F.**, Cerebral, Transverse. See *F.*, *Transverse, Inferior*. **F.**, Cervical, a congenital cleft in the cervical region, produced by a failure of union of the viscerocranium. **F.**, Choroidal. See *F.*, *Choroidal, Brain*. **F.**, Circuminsular. See *F.*, *Widder*, the groove surrounding the base of the insula. **F.**, of Cleveenger. See *F.*, *Cleveenger, Inferior*. **F.**, Collateral, a fissure of the mesal aspect of the cerebrum between the sulcal groove and sub-lateral gyrus; it is collocated with the collateral eminence. **F.**, Collateral, Interior, in lower animals, a slight depression in the sulcal groove corresponding to the ventrolateral fissure in man. **F.**, Collateral, Superior, in lower vertebrates, a groove in the spinal cord corresponding to the post-lateral groove in man. **F.**, Constant, a constant fissure of the adult cerebrum that is always present in a given species or group. Among the human constant fissures are: Calcarine, cuneus, central, collateral, circuminsular, olfactory, hippocampal, Sylvian, transinsular, occipital, orbital, parietal, post-central, precentral, subfrontal, supertemporal. **F.**, Coronal. *(of Owen)*, on the lateral aspect of the parasyllian cerebrum, the frontal portion of the third cranial fissure. **F.**, Cruciate, in nearly all the carnivora, a fissure extending lateral, and forming, with its opposite, a Roman cross with the intercerebral fissure. **F.**, Dentate. See *F.*, *Hippocampal*. **F.**, Dorsal, in anatomy dogs, the dorsal median fissure of the spinal cord. **F.**, of the Ductus venosus, a fissure of the fetal liver, lodging the ductus venosus. It is indented in the adult. **F.**, of Ecker. See *F.*, *Endomesognathica*. **F.**, Ectoccipital (*of Owen*), an ill-defined transverse fissure near the tip of the occipital lobe of the brain. **F.**, Ectofrontal (*of Owen*), a fissure corresponding in position with the anterior fissure of Sylvius. **F.**, Ectorrhinal (*of Owen*), a narrow sulcus lateral of the base of the olfactory crus. **F.**, Ectosylvian (*of Owen*), in carnivora, the first or lowest arched fissure. **F.**, Ectotentorial (*of Owen*), the upper fissure on the ventral surface of the occipital lobe. **F.**, Endomesognathica, an occasional fissure in the superior maxilla, between the endognathion and mesognathion. **F.**, Entoccipital (*of Owen*), an ill-defined fissure on the occipital lobe. **F.**, Entolambdoid. See *F.*, *Widder*. **F.**, Entorbital (*of Owen*), an inconstant fissure between the olfactory and orbital fissures. **F.**, Entorrhinal. See *F.*, *Ectorrhinal*. **F.**, Entotentorial. See *F.*, *Ectotentorial*. **F.**, Episyllian (*of Widder*), an inconstant dorsal branch of the Sylvian fissure. **F.**, Ethmoid, the slender meatus of the nares. **F.**, Exoccipital (*of Widder*), the apex fissure, *q. v.* **F.**, Falcial (*of Owen*), a fissure on the mesal surface of the frontal lobe. **F.**, Fetal, Ocular, in the embryonic eye, a fissure in the thick wall surrounding the lens. A coloboma results if it does not close. **F.**, Fimbrial, a small and constant fissure between the fimbria and the fimbria. **F.**, Frontal (*of Owen*), the precentral and supra-central fissures of man. **F.**, Frontal, First. See *F.*, *Frontal, Inferior*. **F.**, Frontal, Inferior, the supra-central fissure. **F.**, Frontal, Superior, the supra-central fissure. **F.**, Frontal, Vertical. See *F.*, *Frontal, Superior*. **F.**, Fronto-marginal, an inconstant fissure in the frontal marginal sulcus. **F.**, for the Gall-bladder, a deep depression on the lower surface of the right half of the liver for the accommodation of the gall-bladder. **F.**, of Glaser. See *F.*, *of Glaserius*. **F.**, of Glaserius, a small fissure in the outer wall of the foramen of the opening into the glandular part of the olfactory bulbous granules of the

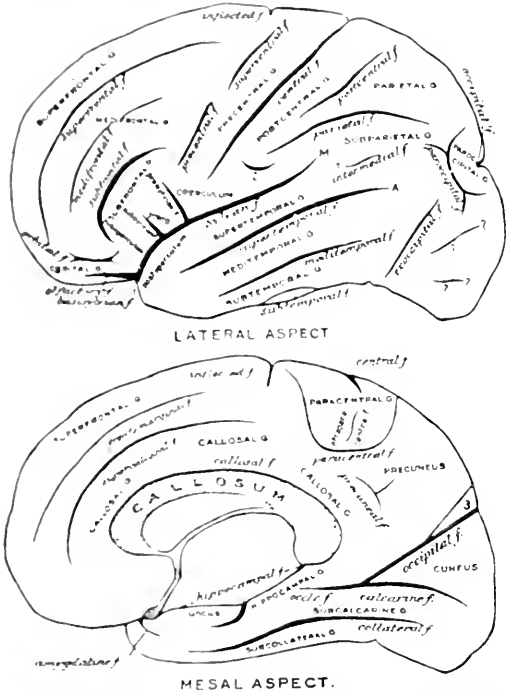
malleus, and transmits the laxator tympani muscle and the anterior tympanic artery. **F.**, Glenoid. See *F.*, *of Glaserius*. **F.**, Hippocampal, a constant fissure of the cerebrum extending from the splenium to near the tip of the temporal lobe; it is collocated with the hippocamp. **F.**, Horizontal. See *F.*, *Calcarine*. **F.**, Horizontal, Great (*of brain*). See *F.*, *Calcarine*. **F.**, Hyposylvian (*of Widder*), an inconstant ventral branch of the fissure of Sylvius. **F.**, Incisor, a fissure separating the intermaxillary bone from the superior maxilla. **F.**, Inero-lateral. See *F.*, *Calcarine*. **F.**, Inflected, an inconstant indentation of the dorsal margin of the cerebrum, a little cephalad of the central fissure. **F.**, Infra-orbital. See *F.*, *Suborbital*, and *F.*, *Spheno-maxillary*. **F.**, Insular (*of Widder*), one of the fissures crossing the insula. **F.**, Intra-gyral (*of Widder*), a small cerebral fissure occasionally developed between the larger fissures. **F.**, Intra-orbital, in the dog's brain, a fissure between the olfactory bulb and the supraorbital fissure. **F.**, Intraparietal. See *F.*, *Parietal*. **F.**, Intraparacentral (*of Widder*), a nearly constant depression in the paracentral gyrus. **F.**, Intercerebral (*of Widder*), the great longitudinal fissure of the brain. **F.**, Intergyral (*of Widder*), a fissure between two cerebral gyri. **F.**, Interhemispherical. See *F.*, *Longitudinal, Great (of brain)*. **F.**, Interhemispheric. See *F.*, *Longitudinal, Great (of brain)*. **F.**, Interlamellar, one of the fissures separating the lamellae of the cerebellum. **F.**, Interlobar (*of Widder*), the fissures of the brain separating the lobes. **F.**, Interlobular, the great longitudinal fissure of the cerebrum. **F.**, Interlobular, Great. See *F.*, *of Sylvius*. **F.**, Intermedial (*of Jensen*), an inconstant fissure near the end of the fissure of Sylvius. **F.**, Interpalpebral. See *F.*, *Palpebral*. **F.**, Interparietal. See *F.*, *Parietal*. **F.**, Interpeduncular, the depression between the crura cerebri. **F.**, of Jensen. See *F.*, *Intermedial*. **F.**, Lambdoid. **1** (*of Owen*), the occipital fissure, *q. v.*; **2** (*of Widder*), in the fetus, between the third and second months, a sharply defined transverse depression in the occipital lobe, collocated with the lambdoid suture. **F.**, Lateral, a straight fissure between the suprasylvian and the longitudinal fissures. **F.**, Lateral (*of Owen*), an inconstant fissure on the mesal surface of the frontal lobe. **F.**, Lateral (*of spinal cord*). See *F.*, *Antero-lateral*. **F.**, Lateral, Posterior (*of spinal cord*). See *F.*, *Postero-lateral*. **F.**, Limbic (*of Broca*), the fissure surrounding Broca's great limbic lobe. It includes the supracallosal, preuncal, and part of the collateral fissures. **F.**, Longitudinal (*of brain*). See *F.*, *Longitudinal, Great (of brain)*. **F.**, Longitudinal (*of liver*), a deep fissure on the under surface of the liver, separating the right and left lobes. **F.**, Longitudinal, Great (*of brain*), the deep mesal fissure that divides the cerebrum into two hemispheres. **F.**, Longitudinal, Medialateral. See *F.*, *Intercerebral*. **F.**, Longitudinal, Posterior (*of spinal cord*), a deep, narrow groove, extending the whole length of the spinal cord, in the middle line posteriorly. **F.**, Longitudinal, Superior. See *F.*, *Intercerebral*. **F.**, Marginal (*of Owen*), a fissure on the mesal surface of the cerebrum, forming the cephalic boundary of the paracentral convolutions. **F.**, Maxillary, a fissure on the internal surface of the superior maxilla for the maxillary process of the palate bone. It extends obliquely downward and forward from the lower portion of the orifice of the antrum. **F.**, Medial, a fissure parallel with and posterior to the fissure of Rolando. **F.**, Median, Posterior (*of spinal cord*). See *F.*, *Longitudinal, Posterior (of spinal cord)*. **F.**, Me-

difrontal (*of Owen*), an inconstant fissure, subdividing the medifrontal convolutions. **F., Mediotemporal** (*of Wilder*), inconstant and irregular fissures, ventrad of the supertemporal fissure. **F., Meso-exognathic**, an occasional fissure in the superior maxilla between the exognathion and mesognathion. **F., Midfrontal**. See *F., Medifrontal*. **F., Midoccipital**. See *F., Orbital*. **F., Midorbital**. See *F., Orbital*. **F.-needle**, a spiral needle for bringing together the lips of a wound. **F. of Nipple**, a linear ulceration radiating from the nipple during lactation. It results from improper care of the breast. **F., Occalcarine** (*of Wilder*), the common stem of which the occipital and calcarine fissures are branches. **F., Occipital**. 1 (*of Owen*), the mid-occipital fissure, an illy-defined, inconstant fissure on the dorso-caudal slope of the occipital lobe; 2 (*of Pansch*), a deep and constant fissure, situated between the parietal and occipital lobes of the brain; the occipito-parietal. **F., Occipital, Anterior** (*of Schwalbe*), a fissure between the occipito-temporal and the inferior temporo-sphenoidal lobes of the brain. **F., Occipital, External**. See *F., Ape*. **F., Occipital, Inferior** (*of Cuvenger*), a small fissure between the second and third occipital convolutions. **F., Occipital, Transverse** (*of Ecker*), a transverse fissure on the dorsal surface of the occipital lobe of the brain; it is part of the paroccipital fissure. **F., Occipito-parietal**. See *F., Occipital*. **F., Occipito-temporal**. See *F., Collateral*. **F., Olfactory**, a depression on the ventral aspect of the frontal lobe, lodging the olfactory bulb and crus. **F., Orbital**, a fissure on the orbital surface of the frontal lobe external to the olfactory fissure. **F., Orbital, Anterior**. See *F., Spheno-maxillary*. **F., Orbital, Posterior**. See *F., Sphenoid*. **F., Orbito-frontal**, a partial fissure on the lateral aspect of the brain, separating the super-frontal and orbital convolutions. **F. of Owen**. See *Fissures, Autorbital, Basirrhinal, Callosal, Coronal, Ectoccipital, Ectofrontal, Ectorrhinal, Ectosylvian, Ectotentorial, Entoccipital, Entorbital, Falcial, Frontal, Lambdoid, Marginal, Medifrontal, Occipital, Postfrontal, Posthippocampal, Postoccipital, Postorbital, Postseptal, Postsylvian, Rhinal, Septal, Subfalcial, Subsylvian, Supercallosal, Suprsylvian*. **F., Palpebral**, the space between the eyelids extending from the outer to the inner canthus. **F. of Pansch**. See *F., Occipital*. **F. of Pansch and Dalton**. See *F., Parietal*. **F., Paracentral** (*of Wilder*), a fissure on the mesal surface of the cerebrum, surrounding the paracentral lobule. **F., Parallel**. See *F., Supertemporal*. **F., Parietal**. 1 (*of Wilder*), the parietal portion of the intraparietal fissure; 2 (*of Pansch and Dalton*), a fissure between the parietal lobules, beginning near the ventral end of the central fissure, and running to near the tip of the occipital lobe; it includes the parietal and paroccipital fissures. **F., Parieto-occipital**. See *F., Occipital*. **F., Parieto-occipital, External**, the lateral portion of the occipital fissure. **F., Paroccipital** (*of Wilder*), the occipital portion of the intraparietal fissure. **F., Peritoneal**, a fissure of the lateral mesoblastic plates of the embryo, constituting the rudiment of the great visceral cavity. **F., Perpendicular, External**. See *F., Parieto-occipital, External* and *F., Ape*. **F., Perpendicular, Internal**, the portion of the occipital fissure on the mesal surface of the hemisphere. **F., Petro-squamosal**, or **Petro-squamous**, a small fissure between the petrosa and internal surface of the squamosa. **F., Petro-tympanic**, a fissure in the tympanic ring, lodging the long process of the malleus. **F., Petroso-angular**, a fissure between the apex of the pyramidal portion of the petrosa and the great wing

of the sphenoid. **F., Petro-basilar**, a fissure between the petrosa and the sphenoid and occiput, joining the middle lacerated and jugular foramina. **F.-plane**, a term employed to designate the entire length and depth of a fissure of the brain. **F., Pomatic** (*of Wilder*), in monkeys, a fissure crossing the cerebrum opposite the dorsal end of the occipital fissure; it forms the margin of the poma or occipital operculum. **F., Portal**. See *F., Transverse* (*of liver*). **F., Postcalcarine** (*of Wilder*), an inconstant vertical fissure at the occipital end of the cerebrum. **F., Postcentral**, a fissure just posterior and parallel to the central fissure. **F., Postero-intermediary**, a slight depression in the dorsal portion of the cervical region of the spinal cord. **F., Posterolateral**, a groove on the posterior portion of the side of the spinal cord, corresponding to the line of emergence of the posterior roots of the spinal nerves. **F., Postero-median** (*of spinal cord*). See *F., Median, Posterior* (*of spinal cord*). **F., Postfrontal** (*of Owen*), the frontal fissure. **F., Posthippocampal** (*of Owen*). See *F., Calcarine*. **F., Postoccipital** (*of Owen*), an inconstant vertical fissure forming the anterior boundary of the superior occipital convolution. **F., Postorbital** (*of Owen*), a portion of the orbital fissure. **F., Postparoccipital** (*of Wilder*), an inconstant fissure in the occipital portion of the paroccipital gyrus. **F., Postseptal** (*of Owen*), a small vertical fissure on the mesal surface of the posterior portion of the occipital lobe. **F., Postsylvian** (*of Owen*), the supertemporal or parallel fissure. **F., Precentral**, a fissure running parallel with the ventral portion of the central fissure. **F., Precuneal**, a right-angled fissure in the precuneus. **F., Preoccipital**, a fissure on the ventral aspect of the brain, separating the occipital and temporal lobes. **F., Preorbital**, the antorbital fissure. **F., Preparoccipital** (*of Wilder*), a fissure in the parietal portion of the paroccipital gyrus. **F., Presylvian** (*of Wilder*), the anterior branch of the fissure of Sylvius. **F., Pterygoid**, the space between the lower ends of the pterygoid plates of the ethmoid. **F., Pterygo-maxillary**, a vertical fissure in the zygomatic fossa, opening above into the spheno-maxillary fossa. **F., Pterygopalatine**. See *F., Pterygoid*. **F., Purse-like** (*of Reil*), the vallicula, *q. v.* **F. of Reil**. See *F., Purse-like*. **F., Reticular**. See *F., Postcentral*. **F., Rhinal** (*of Owen*), the fissure separating the olfactory bulb and crus from the cerebrum proper. **F. of Rolando**. See *F., Central*. **F., Rostral**, in *Ungulates*, a fissure on the mesal aspect of the cerebrum. **F., Sagittal**. See *F., Intercerebral*. **F. of Santorini**, two transverse fissures in the cartilaginous auditory meatus. **F. of Schwalbe**. See *F., Occipital, Anterior*, and *F., Supercallosal*. **F., Semilunar**. See *F., Calcarine*. **F., Septal** (*of Owen*), an inconstant fissure in the cuneus, posterior to the calcarine. **F., Sphenoid**, a triangular fissure between the greater and lesser wings of the sphenoid bone. It transmits the third, fourth, sixth, and ophthalmic division of the fifth, cranial nerves, and the ophthalmic vein. **F., Spheno-maxillary**, a fissure between the orbital plate of the sphenoid and the lateral margin of the superior maxilla. **F., Splenial**, a fissure in the brain of the dog near the splenius. **F., Subcentral** (*of Wilder*), an inconstant fissure at the ventral end of the post-central fissure. **F., Subfalcial** (*of Owen*), a small fissure on the mesal surface of the frontal lobe. **F., Subfrontal**, a fissure between the middle and inferior frontal convolutions. **F., Suboccipital**, an inconstant fissure in the occipital convolution of the brain.

F., Suborbital, a fissure in the superior maxillary portion of the floor of the orbit. It is the upper termination of the infra-orbital canal. **F., Subseptal**, a fissure on the cuneus between the calcarine and the collateral fissures. **F., SubSylvian**, 1. *(of Ch. 2)*, an inconstant fissure on the ventral aspect of the frontal lobe; 2. *(of W. 1877)*, the constant horizontal branch of the fissure of Sylvius. **F., Subtemporal**, an inconstant fissure in the middle temporal and subtemporal convolutions. **F., Superior** *(Wilder)*, a fissure of the cerebrum between the lateral surface of the insula and the ventral surface of the parietum. **F., Supercallosal**, 1. *(of W. 1877)*, the cephalic portion of the callosal mar-

temporal. **F., Temporal, Inferior**. See *F., Subtemporal*. **F., Temporo-occipital**. See *F., Collateral*. **F., Temporosphenoideal**, a name applied to both the supertemporal and subtemporal fissures. **F., Temporosphenoideal, Superior**. See *F., Supertemporal*. **F., Tentorial**. See *F., Collateral*. **F., Transverse (of brain)**, the transverse fissure separating the anterior from the posterior and middle portions of the brain. It transmits the folds of pia that form the choroid plexus. **F., Transverse (of cerebellum)**. See *F., Horizontal (of cerebellum)*. **F., Transverse (of liver)**, a fissure crossing transversely the lower surface of the right lobe of the liver. It transmits the portal vein, hepatic artery and nerves, and hepatic duct. **F., Transverse, Great (of brain)**. See *F., Transverse (of brain)*. **F., Transverse, Inferior**, a fissure between the cerebellum and the oblongata. It transmits a fold of the pia to the fourth ventricle. **F., Transverse, Superior**. See *F., Transverse (of brain)*. **F., Transinsular (of Wilder)**, the deepest of the fissures crossing the insula. **F., Transtemporal**, one of the inconstant short fissures on the lateral surface of the temporal lobe. **F., Triradiate**. See *F., Orbital*. **F., Umbilical**, the anterior portion of the longitudinal fissure of the liver, separating the left and quadrate lobes. **F., Uncinate**. See *F., Collateral*. **F., Ventral**. See *F., Median, Anterior (of spinal cord)*. **F., Wernicke's**, an inconstant vertical fissure on the lateral surface of the cerebrum midway between the end of the fissure of Sylvius and the caudal end of the cerebri; the occipital fissure. **F. of Wilder**. See *Fissures, Adocapital, Amygdaline, Basilycavian, Circuminsular, Constant, Epilycavian, Exoccipital, Intercerebral, Insular, Interlobar, Intergyrar, Intragyrar, Intraparacentral, Lambdoid, Meditemporal, Paracentral, Paroccipital, Pomatic, Postcalcarine, Postparoccipital, Preparoccipital, Presilycavian, Subcentral, SubSylvian, Supercallosal, Transinsular, Zygale*. **F., Zygale (of Wilder)**, any fissure that presents a pair of branches at either end of a connecting bar. **F., Zygomatico-sphenoid**, a space between the orbital surface of the great wing of the sphenoid and the malar bone.



LATERAL ASPECT. 1. Prop. Preoperculum. 2. Subcentral fissure. M. A. V. C. Cuneus. C. S. Cuneus. C. S. Cuneus. C. S. Cuneus.

ginal fissure; 2. *(of Ch. 2)*, the callosal marginal fissure. **F., Supercallosal** *(Wilder)*, the fissure parallel to and caudad of the dorsal portion of the callosal fissure. **F., Superfrontal**, a fissure on the lateral aspect of the frontal lobe, marking off the second frontal convolution. **F., Superoccipital**, an inconstant fissure on the upper portion of the occipital lobe. **F., Supertemporal**, a fissure on the lateral surface of the brain. **F., Superseptal**, a fissure on the cuneus, almost parallel with the callosal fissure. **F., Supersylvian (of Wilder)**, a fissure on the cuneus, and a cuneus fissure on the lateral surface of the cerebrum. **F., Super-temporal**, a fissure on the lateral surface of the cerebrum. **F., Suprasylvian**. See *F., SubSylvian*. **F. of Sylvius**, the great fissure of the brain beginning on the frontal lobe, passing over the lateral sulcus, and extending to the occipital lobe, and then to the hemisphere. It separates the frontal, parietal, temporal, and occipital lobes. It is divided into the frontal, parietal, temporal, and occipital branches, which separate the parietal, temporal, and occipital lobes. The insula is situated between the frontal and parietal branches. **F., Sylvian**. See *Fissures, Sylvian*. **F., Temporal, First**. See *F., sup.*

Fissured [*fish'-urd*] [*fissus*: *findere*, to cleave]. Cleft; split.
Fist [*ME., fist*, the fist]. 1. The firmly-closed hand. 2. Same as *Bovista*.
Fistula [*fist'-tu-lah*] [*L.*, a "pipe"]. An abnormal, tube-like passage in the body. **F., Aërial**, a small opening in the neck communicating with the larynx, following imperfect closure of incised wounds of the throat. The voice is defective in consequence. **F., Anal**, an abnormal channel of communication between the bowel and the surface in the neighborhood of the anus. **F., Biliary**, an abnormal channel of communication with a biliary duct or the gall-bladder. **F., Blind**, a variety of anal, urinary, or other abnormal tract with but one opening. **F., Blind, External**, an anal fistula with but one opening, and that external. **F., Blind, Internal**, an anal fissure with but one opening, and that internal. **F., Blind, Urinary**, a suppurating track opening into the urethra, but without external opening. **F., Branchial**, an opening that extends from the surface of the neck to the pharynx; it is an unclosed branchial cleft, a relic of fetal life. **F., Complete**, one having two openings, an internal and external. **F., Fecal**, an abdominal fistula, communicating with the intestine. **F., Gastric**, an opening into the stomach, generally artificial, through the abdominal wall. It is sometimes used for feeding a patient who cannot swallow. **F., Horseshoe**, a variety of fistula in ano, the external opening being on

- one side of the anus and the internal opening on the other. **F. in Ano.** See *F., Anal.* **F., Incomplete,** one with a single opening. **F., Mammary, or Milk,** a fistula of the mamma or of its ducts. In **F. recto-labial, recto-urethral, recto-vaginal, and recto-vesical,** the gut communicates by a fistulous track with the labia majora, the urethra, the vagina, or the bladder, respectively. **F., Thiry's,** an artificial intestinal fistula made by dividing the intestine in two places; the loop so cut out is still supplied with blood and nerves from its mesentery; it is emptied of its contents, and one end is closed by sutures, while the other is stitched to the abdominal wound, and the intestinal juice is thus collected. **F., True,** one that discharges the secretion of an organ. **F., Vella's,** is the same as Thiry's, except that both ends of the loop are left free and are sutured to the wound in the abdomen. **F., Vesical,** a fistula of the urinary bladder.
- Fistular, Fistulate** (*fis'tu-lar, -lat*) [*fistula*, a tube]. Fistulous; of the form or nature of a fistula.
- Fistulotome** (*fis'tu-lat-om*) [*fistula*, a fistula; *τέμνω*, to cut]. A cutting-instrument used in the operative treatment of fistula.
- Fistulous** (*fis'tu-lus*) [*fistula*, a tube]. Of the nature of or affected with a fistula.
- Fit** [ME., *fit*, a struggle]. A popular name applied to any sudden paroxysm of a disease, but especially to one of epilepsy. **F., Nine-days',** Tetanus neonatorum.
- Fivefinger** (*fiw'fing'er*). 1. The plant *Potentilla canadensis* (see *Potentilla*). 2. *Ampelopsis quinquefolia* (see *American Ivy*).
- Fixation** (*fik's-a'-shun*) [*fixus*, fixed]. A making firm or rigid. **F., Field of,** in optics, the region bounded by the utmost limits of distinct or central vision, and which the eye has under its direct control through its excursions, without movements of the head. **F.-forceps,** those used for fixing or holding a part in position during a surgical operation.
- Fixator** (*fik's-a'-tor*) [L.]. A term applied to a muscle that holds a part immovable, as the diaphragm.
- Fixature** (*fik's-at-tür*). See *Bandolin*.
- Fixed** (*fikst*) [*fixus*, firm]. Firm; immovable. **F. Idea,** a morbid belief, opinion, or conception, entertained constantly by certain insane patients, and more or less permanently dominating the entire mind. **F. Oils.** See *Olea fixa*.
- Fixi dentes** (*fik's-i den'tēz*) [L.]. The teeth of the second dentition.
- Fixing** (*fik's-ing*) [*fixus*, fixed]. The first stage in the preparation of tissues for histologic or pathologic examination. The chief fixing agents are—corrosive sublimate, nitric acid, alcohol, osmic acid, Flemming's solution, Fof's solution, Müller's solution, picric acid, picro-sulphuric acid, acetate of copper. See *Stains, Table of*.
- Fixuræ** (*fik's-ur-æ*) [*fixura*, fixure]. In biology, the fibrils by which lichens and many other thallophytes attach themselves to their substratum.
- Flabby** (*flab'v*) [E. dial.]. Lax or flaccid; deficient in firmness.
- Flabellarium** (*flab-el-a'-re-um*) [*flabellum*, a fan]. A vibraculum; a whip-like process of a polyzoan.
- Flabellate** (*flab-el'-ät*) [*flabellum*, a fan]. In biology, fan-shaped; applied to leaves, antennæ, etc.
- Flabellation** (*flab-el-a'-shun*) [*flabellare*, to fan]. In surgery, the act of keeping a wound or fracture cool by fanning.
- Flabelliform** (*flab-el'-if-orm*). Same as *Flabellate*.
- Flabellinerved** (*flab-el'-in-ur-ved*) [*flabellum*, fan; *nervus*, a nerve]. In biology, applied to leaves, such as those of the Ginkgo tree, with veins or nerves radiating from a common point.
- Flabellum** (*flab-el'-um*) [L., fan]. The set of white fibers radiating from the stria terminalis of the cerebrum into the corpus striatum. See also *Epfipodite*.
- Flaccid** (*flak'sid*) [*flaccidus*, flaccus, flaccid]. See *Flabby*.
- Flaccidezza** (*flah-che-del'-sah*) [Ital. for *flaccidity*]. Same as *Flaccid*.
- Flaccidity** (*flak-sid'-it-e*) [*flaccidus*, flaccus, flaccid]. Flabbiness; lack of normal reaction or firmness.
- Flachérie, or Flachery** (*flah'er-er-e*) [Fr.]. A disease attacking silk-worms whose digestive apparatus is weakened by disease or heredity. It is said to be caused by a bacterium, *Micrococcus bombycis*. See *Micrococcus bombycis* and *Bacillus B* of Hofmann, under *Bacteria, Synonymic Table of*.
- Flag** [ME., *flagge*]. One of various endogenous plants with ensiform leaves. In biology, a flagellum; a part of the reproductive apparatus of certain gasteropods (*Helix*) projecting from the *vas deferens*. **F., Blue.** See *Iris*. **F., Sweet.** See *Acorus*.
- Flagellate** (*flaj'-el'-ät*) [*flagellum*, a whip]. In biology, furnished with slender, whip-like processes.
- Flagellation** (*flaj-el-a'-shun*) [*flagellare*, to whip]. 1. One of the many means used for the purpose of masochistic gratification in the sense of subjection to the woman; the lustful feeling arising from a mechanical irritation of the genito-spinal center. 2. Flogging, formerly used as a local stimulant and counter-irritant, and once employed in the control of the insane. Latterly it has been recommended as a check for post partum hemorrhage. See *Percussion*.
- Flagelliform** (*flaj-el'-if-orm*) [*flagellum*, a whip; *forma*, form.]. Having the form of a flagellum or whip-lash.
- Flagellula** (*flaj-el'-u-lah*) [dim. of *flagellum*, a whip]. A flagellate spore; a zoöspore.
- Flagellum** (*flaj-el'-um*) [L., a whip; *pl.*, *Flagella*]. Any long vibratile cilium. See also *Flag*. In biology, applied to the various long, slender, lash-like appendages of bacteria, zoöspores, infusoria, etc., and to slender runners, and tendrils of higher plants.
- Flagg's Drill-stock.** See *Drill-stock*.
- Flail** (*flä*) [ME., *flaile*]. An arm or leg not under muscular control. **F.-joint,** a condition of preternatural mobility frequently following resection of a joint.
- Flajan's Disease.** Synonym of *Exophthalmic Goiter*.
- Flake** (*fläk*) [ME., *flake*, a flake]. A small, scale-like fragment, as of epidermis. **F. Manna,** the best and purest commercial manna, so called from its form.
- Flambage** (*flam-bah'h'*) [Fr.]. The singeing of wounds for therapeutic purposes.
- Flank** (*flank*) [ME., *flank*]. The part of the body between the ribs and the upper border of the ilium.
- Flannagan Garbage-cart.** See *Garbage-cart*.
- Flannel Rash.** See *Siborrhea corporis*.
- Flap** [ME., *flap*, a loose, flexible part]. A loose and partly detached portion of the skin or other soft tissue.
- F. Amputation.** See *Amputation*. **F. Extraction.** See *Extraction of Cataract*. **F. Operation.** See *Operations, Table of*.
- Flapless** (*flap'-les*) [ME., *flap*, a loose, flexible part; *less*, a suffix signifying without]. Without flaps. **F. Amputation.** See *Operations, Table of*.
- Flash-point.** The temperature at which a petroleum oil gives off vapors which, mixing with air, cause an explosion or flash of flame, dying out, however, at once.
- Flask** [*φλάσκον*, a flask]. A narrow-necked, globular glass bottle. **F., Boiling,** a small flask, with a wide neck, provided on the side with an exit-tube; it is employed for determining the boiling-point. **F.-clamp,** an instrument in the form of a press, employed in vulcanite work for closing flasks after packing. **F.,**

- Moulding.** See *Moulding flask*. **F.-press**, a screw-press for closing the sections of a vulcanite flask after packing. **F., Vulcanite**, in dentistry, an iron, brass, or bronze box for holding the model and teetum in the vulcanized rubber process. It is generally divided into two sections, one of which is closed by an adjustable lid, the other having a bottom, and is locked by pins or bolts.
- Flat** [ME., *flat*]. Lying on one plane. **F.-ear**. See *Middle ear*. **F.-toot**, depression of the plantar arch; it differs from splay foot or talipes valgus in that the sole is not everted. **F.-worm**. See *Fig-worm*.
- Flatulence** (*flat-u-lens*) [*flatu-lens*; *flatu*, breath]. A condition marked by the presence of gases in the alimentary canal. It arises mainly from the fermentation of the contents of the stomach and intestines.
- Flatulent** (*flat-u-lent*) [*flatu*, breath]. Characterized by, or attended with the presence of, flatulence.
- Flatus** (*flat-u*) [L.]. A term applied to gases in the digestive tract.
- Flavanilin** (*flav-an-ilin*) [*flava*, yellow; *anilin*], $C_{12}H_{11}N$. A beautiful yellow dye produced by heating asafetida with zinc chloride to 27 °C. It forms colorless crystals that become yellow on exposure to the air. See *Pigment*, *Conspicuous*.
- Flavaurin** (*flav-aur-in*). See *Pigments*, *Conspicuous*.
- Flavescent** (*flav-es-cent*) [*flavescere*, to become yellow]. Yellowish.
- Flavin** (*flav-in*) [*flava*, yellow]. A yellow dye-stuff prepared from quercetin bark by the action of H_2SO_4 .
- Flavophenin** (*flav-o-phen*) [*flavo*, yellow; *phenyl*], $C_{12}H_9N_3O_2$. A yellow coloring-matter. See *Chrysin*.
- Flavopurpurin** (*flav-pur-purin*) [*flavus*, yellow; *purpura*, purple], $C_{11}H_7O_2$. A coloring-matter occurring in golden yellow, acicular crystals. See *Pigment*, *Conspicuous*.
- Flavus** (*flav-us*) [L.]. Yellow.
- Flaw** [ME., *flaw*, a flake]. A disease in which the skin recedes from the nails.
- Flax** (*flax*) [ME., *flax*, flax]. The best known and probably the most valuable of the bast-fibers, derived from the flax plant, *Linum usitatissimum*. The linen fiber, when cleansed, has a blonde or even white color, a white, silky luster, and great strength. It is less pliant and elastic than cotton, but is a better conductor of heat. Chemically, it is, like cotton, a pure cellulose. **F., New Zealand**, a fiber obtained from the leaves of *Pithecellobium luteum*, which acquires a length of one to two meters. The fiber, as prepared by hand spinning, is soft, white, and of silky luster. Its chief value is for rope making and for coarse textures. The staple made from this fiber is, however, water-repellent by sea-water, and must therefore be treated with soap. **F.-dresser's Phthisis**, a form of pulmonary disease. **F.-seed**. See *Linum*.
- Flay** [ME., *flay*, to skin]. To skin.
- Flea** [ME., *fla*, a flea]. See *Pubes*, and *Parasites* *trichocera*, *Flea*. **F.-bane**. See *Erigeron*. **F.-bite**, the bite of a flea. **F.-powder**. See *Bibacch*.
- Fleam** (*flam*) [*flam*, a vein]. A phlebotome; a veterinary instrument for venesection.
- Flechsig**, Method of. A method of differentiating nerve trunks from the spinal cord. It consists in the use of a special fluid in which the fibers of the nerves are dissolved during the process of dissection. **F., Tract of**. See *Leit.*
- Fleck's Disinfectant**. A disinfectant solution containing copper sulphate, carbolic acid, and lime, 20 parts, in 1,000 parts of water.
- Fleece of Stellingma**, a collection of fibers passing from the cerebellum to the brain of the cerebellum.
- Fleisch's Law**. See *Laws*.
- Fleischmann's Bursa**. The sublingual bursa.
- Fleitmann's Test**. See *Tests*, *Table of*.
- Fléma saladá** (*fla-mah sal-a-da*) [Sp.]. Synonym of *Acrolynia*.
- Fleming's Tincture**. An alcoholic preparation of aconite, stronger than the official tincture. Dose, two minims.
- Flemming's Method**. A method of preparing tissue for histologic study. Small bits of tissue are fixed in 0.1 to 0.5 per cent. solution of chromic acid, and the hardening completed with alcohol. **F.'s Mixture**, a mixture used in histologic investigations. Its composition is as follows: One per cent. solution of osmic acid, 10 parts; one per cent. solution of chromic acid, 25 parts; two per cent. solution of acetic acid, 5 parts, water 60 parts.
- Flesh** [ME., *flesh*, flesh]. The soft tissues of the body, especially the muscles. **F.-brush**, a brush for rubbing the surface of the body. **F., Goose**. See *Cutis anserina*. **F.-juice**, the juice derived from meat by expression. **F., Proud**, a colloquial term for the soft and inflamed granulations of the edges of a wound. **F.-wound**, a slight or superficial wound. **F.-worm**. See *Thread-worms*.
- Fleshy** (*flesh'-e*) [ME., *flesh*, flesh]. Mainly composed of muscular tissue.
- Fleury's Method**. See *Treatment*, *Methods of*.
- Flexed-toe** (*flex'-to*). See *Hammer-toe*.
- Flexibilitas** (*flex-ib-il-itas*) [L.]. Flexibility. **F. cerea**, a condition of the limbs in catalepsy in which they resist passive movement and seem as if made of wax.
- Flexible** (*flex'-ib-il*) [*flexus*, bent]. That which may be bent. **F. Catheter**, a catheter made of flexible substance. **F. Collodion**. See *Pyroxylin*. **F. Pillar**. See *Pillar*.
- Flexile** (*flex'-il*) [*flexilis*, pliable]. Easily bent.
- Flexion** (*flex'-shun*) [*flexus*, bent]. The operation or process of bending; the condition of being bent; the opposite of extension. **F., Forcible**, in surgery, a mode of treating aneurysm by a forcible bending, as, for example, of the knee, so as to compress the popliteal artery, thereby reducing the volume of blood; also a means of breaking up articular adhesions by mechanical bending. **F. and Extension**, certain passive Swedish movements used principally for regulating the circulation in certain parts, and for relieving local congestion. **F.-stage of Labor**, one of the stages of labor, consisting in a bending of the fetal head forward toward the chest.
- Flexor** (*flex'-or*) [*flexus*, bent]. Any muscle that bends a limb or part. See *Muscles*, *Table of*.
- Flexuous** (*flex'-u-us*) [*flexere*, to bend]. In biology, alternately curved in opposite directions.
- Flexura** (*flex'-u-rah*) [L., a bending]. A bending or curve in an organ. In veterinary anatomy, the so-called knee (in fact the wrist) of the horse.
- Flexure** (*flex'-ur*) [*flexura*, a bending]. A bending. **F., Sigmoid**. See *Sigmoid Flexure*.
- Flighty** (*flit'-te*) [Dan., *slugtig*, volatile]. Slightly delirious.
- Flint's Formula**. See *Alimentation*, *Rectal*. **F.'s Murrur**. See *Signs and Symptoms*, *Table of*. **F.'s Pill**, a pill containing half a grain of iron combined with all the inorganic salts found in the blood in the normal proportion, except chlorid of sodium, which is in excess.
- Floating** (*flot'-ing*) [ME., *floten*, to float]. Free to move around. **F. Kidney**, one that is misplaced or movable; wandering. **F. Liver**, a movable liver. **F. Ribs**. See *Ribs*. **F. Spleen**, one that is separate from its attachments, and displaced.

Flocchi (*flok'-i*) [L.]. Plural of *floccus*, a tuft. **F. volitantes**. Same as *Musca volitantes*.

Floccillation (*flok-sil-a'-shun*) [*floccillatio*]. Same as *Carphology*.

Floccitation (*flok-sit-a'-shun*) [*floccitatio*]. Same as *Carphology*.

Floccose (*flok'-os*) [*floccus*, a flock of wool]. In biology, composed of or bearing tufts of woolly or long and soft hairs.

Floccular (*flok'-u-lar*) [*flocculus*, a little flock of wool]. Pertaining to the flocculus.

Flocculence (*flok'-u-lens*) [*floccus*, a lock of wool]. In biology, a soft, waxy excretion, resembling wool, found on certain insects, *e. g.*, the woolly Aphid.

Flocculent (*flok'-u-lent*) [*floccus*, a flock of wool]. Flaky, downy, or woolly; coalescing in flocky masses.

Flocculus (*flok'-u-lus*) [dim. of *floccus*, a tuft of wool]. 1. A bilobular mass attached to the medipeduncle of the brain at the peduncular sulcus, and wedged, as it were, between the rounded contiguous angles of the cephalic and caudal regions of the cerebellum. Along with it is the *paraflocculus*, a single-lobed mass. Their functions and their representatives in other mammals are little known. 2. In biology, a small bunch of stiff hairs.

Floccus (*flok'-us*) [L., a flock or tuft of wool: *pl.*, *Flocchi*]. In biology, a small tuft of woolly hairs.

Flood's Ligament. See *Ligament*.

Flooding (*flud'-ing*) [ME., *flood*, a flood]. A copious bleeding from the womb during, after, or just at childbirth; any excessive uterine hemorrhage.

Floor (*flor*) [ME., *floor*, floor]. The basal limit of any hollow organ or open space; as the *floor* of a ventricle, of the antrum, of an orbit, or of the pelvis. **F.-space**, the distance apart of beds required to afford proper ventilation in hospitals. It should be not less than $\frac{1}{2}$ of the cubic space.

Flora (*flor'-rah*) [*Flora*, the goddess of flowers]. The entire plant-life of any geographic area or geologic period.

Florence Lake. See *Pigments, Conspectus of*.

Florentine Lake. Same as *Florence Lake*.

Flores (*flor'-rez*) [L.]. Plural of *flos*, a flower. 1. The flowers or blossoms of any plant used as a medicine. 2. A flocculent or pulverulent form assumed by certain medicines and chemicals after sublimation; as *flores sulphuris*, flowers of sulphur; *flores benzoës*, flowers of benzoïn, or sublimated benzoic acid.

Florescence (*flor-es'-ens*) [*florere*, to begin to bloom]. The opening of flowers; blossoming.

Floret (*flor'-et*) [*flos*, flower]. In biology, an individual flower of a head or cluster of flowers; it is also called *floscule*.

Florid (*flor'-id*) [*floridus*, abounding with flowers]. Bright-red in color; rosy; as a florid cheek, or countenance. **F. Phthisis**. See *Galloping Consumption*.

Florida (*flor'-id-ah*) [*floridus*, abounding with flowers]. One of the Southern states of the United States.

F. Allspice, the leaves of *Calycanthus floridus*, a pleasant aromatic stimulant. Dose of the fld. ext., grt. x-xxx. Unof. **F., Fever**. See *Fever*.

Florisugent (*flor-is-u'-jent*) [*flos*, flower; *sugere*, to suck]. Applied to birds and insects that suck the nectar of flowers.

Flos [L., a "flower"]. A flower. Singular of *Flores*, *q. v.*

Floscule (*flor'-kül*) [dim. of *flos*, a flower]. See *Floret*.

Flour (*flor*) [old spelling of *flower*]. A finely-ground meal; this may be from either wheat, rye, barley, oats, maize or Indian corn, and rice, although

wheat-flour is used in far the largest amount. Wheat-flour contains starch, dextrin, cellulose, sugar, albumin, gliadin or gluten, mucin or mucedin, fibrin, cerealin, fat, mineral matter, and water. The first four are carbohydrates, or non-nitrogenous substances, and they form nearly three-fourths of the entire weight of the flour. The nitrogenous matter consists of at least five principles, three of which, gluten (or gliadin), mucin (or mucedin), and fibrin, constitute the bulk of the material known as crude gluten, which is the substance left when flour is kneaded with water and afterwards washed to remove the starch and any soluble substance. The remaining two nitrogenous principles, albumin and cerealin, are soluble in water, and are carried away with the starch in the process of washing. Crude gluten possesses a peculiar adhesiveness, arising from the presence of gliadin, which is a highly tenacious body, and which is not present in the same form in other cereal flours. The vegetable albumin is accompanied also by small amounts of legumin, or vegetable casein, which is also soluble in water. The *cerealin* is a soluble nitrogenized ferment occurring especially in the husk or bran of wheat and other cereals. It has a powerful fermentative action on starch, rapidly converting it into dextrin and other soluble bodies. The difference in the composition of

	FINE WHITE FLOUR.		COARSE WHEAT BRAN.	
	In 100 parts.	In one pound.	In 100 parts.	In one pound.
Water, . . .	13.0	2 OZS., 35 GRS.	14.0	2 OZS., 105 GRS.
Fibrin, etc., .	10.5	1 OZ., 297 GRS.	15.0	2 OZS., 175 GRS.
Starch, etc., .	74.3	11 OZS., 358 GRS.	44.0	7 OZS., 17 GRS.
Fat,	0.8	0 OZS., 57 GRS.	4.0	0 OZS., 291 GRS.
Cellulose, . .	0.7	0 OZS., 49 GRS.	17.0	2 OZS., 316 GRS.
Mineral matter, }	0.7	0 OZS., 49 GRS.	6.0	0 OZS., 422 GRS.

the several parts of the wheat-grain is seen in the foregoing table given by Church. **F.-ball**, a much-used food for infants suffering from summer-complaint. It is made as follows:—Two or three pounds of wheat-flour, tied in a bag, are boiled continuously for 12 hours; the outer shell is then scraped off, and the inner, yellow portion (mainly dextrin) is grated and used to make a thin gruel.

Flouren's Doctrine. A theory that the whole of the cerebrum is concerned in every psychic process.

Flow (*flor*) [ME., *florwen*, to flow]. The free discharge of a liquid, as the blood.

Flower (*flor'-er*) [ME., *floure*, flower]. See *Flos*.

Flower, Angle of. In craniometry, the naso-malar angle.

Fluctuation (*fluk-tu-a'-shun*) [*fluctuare*, to float or roll]. The wave-like motion of contained fluid upon pressure, or by succession.

Fluid (*flud'-id*) [*fluere*, to flow]. A substance whose molecules move freely upon one another; any liquid constituent, or secretion of the body. See *Amniotic, Candy's, Culture, Labarraque's*, and other fluids. **F. Extract**. See *Extractum Fluidum*. **F.-ounce**. See *Weights*. **F.-dram**. See *Weights*. **F., Scarpa's**, the

end lymph. **F. Vein**, the name given to the eddies produced in a cavity of the heart by regurgitating blood coming in contact with the current entering the cavity in the normal direction. The oscillation of the particles of blood is attended with a blowing sound or murmur.

Fluigram [*fluo* (to flow) [*fluo*, a flow], *gramma*, a small weight] [*fluo*, a flow; *gramma*, a small weight]. In pharmacology and pharmacy the gram and the cubic centimeter are the most important metric units, and to express their close relationship the cubic centimeter has been very appropriately termed a *Fluigram*.

Fluke or **F.-worm** [*flu* (to flow) [*flu*, a flow], *worm*, a worm]. A trematode worm, especially *Distomatid flukes*, *g. v.* See *Flukes*, *g. v.*

Flumen dysentericum [*flu* (to flow) [*flu*, a flow], *men*, a stream; *dys*, a disorder; *enter*, a gut]. *Synonym of Dysentery*.

Fluor [*flu* (to flow) [*flu*, a flow]]. 1. A liquid state. 2. The mineral fluorine. **F. albus**, white flow; an old name for *Fluoride of Calcium*. **F. muliebris**. *Synonym of Lactation*.

Fluoranthene [*flu* (to flow) [*flu*, a flow], *C₁₅H₁₀*]. A hydrocarbon that occurs in the "stubb-fat" obtained from the distillation of the "stubb." It crystallizes from alcohol in needles or plates, melting at 107-111°C., and dissolves readily in hot alcohol, ether, and carbon disulfide.

Fluorene [*flu* (to flow) [*flu*, a flow], *C₁₅H₁₀*]. A substance that in nature it can be obtained by passing dichloromethane through a combustion tube heated to redness. It is very soluble in hot alcohol, less so in cold. It crystallizes in colorless plates having a melting point of 113°C., and boils at 235°C.

Fluorescein [*flu* (to flow) [*flu*, a flow], *C₂₀H₁₂O₅* + *H₂O*]. Resorcinol diethylidene. An anhydrid of resorcinol prepared by heating phthalic anhydrid with resorcinol at 200°C. It occurs as a yellowish or dark red powder, becoming blue at about 265°C. From it are derived many coloring matters, *g. v.*

Fluorescence [*flu* (to flow) [*flu*, to flow]]. A property possessed by certain substances, consisting in the emission of light while light is being passed through them. Crystalline fluor-spar, and several structures of the eye, possess this power. See also *Photoluminescence*.

Fluorescent Resorcinol. Same as *Resorcin Blue*.

Fluorescigenous [*flu* (to flow) [*flu*, to flow]; *g. v.* [*g. v.*], *g. v.*]. Giving rise to fluorescence.

Fluorescin [*flu* (to flow) [*flu*, to flow], *C₂₀H₁₁O₅*]. A colorless crystalline product of the reduction of fluorescein. On a point of its neutral quality and green fluorescence, it has been used to study the movement of the intracellular fluids.

Fluorid [*flu* (to flow) [*flu*, to flow]]. A basic salt of fluorine.

Fluorine [*flu* (to flow) [*flu*, a flow], *F₂*]. *g. v.*; quantivalent of fluorine elements. It has not been isolated, but is known to exist. All its salts are highly corrosive and dangerous in their full strength. See *Fluorine*, *g. v.* Ammonium fluoride is recommended by the U. S. Pharmacopoeia by the spleen. Dose ℞y of a grain to $\frac{5}{8}$ of a grain 3 times a day. **Hydrofluoric acid**, an important reagent in chemistry. Inhalations of the diluted acid are recommended in diphtheria and tetanus.

Fluorin lens [*flu* (to flow) [*flu*, a flow]]. A lens made of a mixture of fluorine and indulin. They are used in the manufacture of the objective of azo-phenin or orthochromatic objectives with fluorin. They are also used in the manufacture of beautiful prisms and other optical instruments.

Fluorotorm [*flu* (to flow) [*flu*, a flow]; *forma*,

form], *CHF₃*. A gas, the fluorin analogue of chloroform.

Flush [origin obscure]. A temporary redness, as the hectic flush; it is due in many cases to vaso-motor paresis.

Flushing [*flush*'-ing] [origin obscure]. 1. A frequent symptom in the subjects of cardiac palpitation, and especially in Graves' disease. It implies a condition of vaso-motor irritability with a paresis of the arterioles in certain areas. It is often accompanied by local perspiration. It is seldom a marked symptom of organic disease. 2. The process of cleansing by a rapid flow of liquid.

Flute-player's Cramp. See *Cramp*.

Flux (*flux*) [*fluxus*, flowing]. 1. An abnormal flow of any of the excretions of the body, especially the feces. Also, a synonym of *Dysentery*. 2. In chemistry, any highly-fusible substance or mixture, as the sublimate of soda, employed in the fusion of metals. **F., Sebaceous**. See *Schorrhoea*.

Fluxion (*flux*'-shun) [*fluxus*, a flowing]. A gathering of blood or other fluid in one part of the body; congestion, or hyperemia.

Fluxus (*flux*'-us) [*flu*, a flow or flowing]. **F. cruentus**. *Synonym of Dysentery*. **F. dysentericus**. *Synonym of Dysentery*. **F. sebaceous**. *Synonym of Schorrhoea*. **F. splenicus**. *Synonym of Melena*. **F. torminosus**. *Synonym of Dysentery*.

Fly (*fly*) [M.E., *flye*, a fly]. A dipterous insect. For parasitic flies, see *Parasites (Animal)*, *Table of F. agaric*. See *Agarius muscarius*. **F.-blister**, **Flying Blister**. See *Blister*. **F.-poison**. See *Amanthium*. **F.-sickness**. See *Barcoo*.

Foal (*foal*) [M.E., *fole*, a foal]. The young of the equine genus of quadrupeds, of either sex.

Focal (*fo*'-kal) [*focus*, a point; a fire-place]. Pertaining to or occupying a focus. **F. Disease**. See *Disease*. **F. Hemorrhage**, localized hemorrhage, in contradistinction to diffuse or disseminated hemorrhage. **F. Meningitis**, meningitis involving but a small area of the membranes. **F. Myelitis**, localized myelitis, in contradistinction to diffuse or disseminated myelitis. **F. Sclerosis**, the chronic form, sometimes called *Sclerotic Myelitis*.

Focil (*fo*'-sil) [*foecile*, a spindle]. Any bone of the forearm or leg. **F. majus**, the ulna. **F. majus cruris**, the tibia. **F. minus**, the radius. **F. minus cruris**, the fibula.

Focus (*fo*'-kus) [*focus*, a point; *fo*'-, *foci*]. The principal seat of a disease. The point (called *principal focus*) to which converge the rays of light that pass through a convex lens or are reflected from a concave mirror. **F., Equivalent**, in microscopy, when the real image of an objective of a certain focal length is of the same size as that produced by a simple converging lens whose focal distance equals that of the objective, it is said to have an equivalent focus. **F., Negative**, or **Virtual**, the imaginary focus of an object placed within the principal focus. **Conjugate Foci**, interdependent foci.

Focusing (*fo*'-kus-ing) [*focus*, a point]. The mutual arrangement of an object and the optic parts of a microscope so that a clear image may be seen. **F. Down**, in microscopy, focusing by moving the objective down or toward the object, but at the risk of damaging it. **F. Up**, focusing by moving the objective up or away from the object.

Foderé's Test. See *Birth*.

Feniculum (*fen*'-ik'-u-lum) [*flu*, a flow; *Feniculi*]. Fennel. The fruit of *F. vulgare*, with properties due to a volatile oil. It is a mild stimulant and aromatic carminative. **F., Aq.**, 2 parts of the oil in 1000 of

water. Dose $\overline{5}$ ss- $\overline{3}$ j. **F.**, **Ol.**, the volatile oil. Dose \overline{m} ij-v. See also *Pencil*.

Foerster's Shifting-type. See *Signs and Symptoms*.

Förster's Method. See *Cataract, Artificial Maturaton of. F.'s Operation.* See *Operations, Table of.*

Fœtal (*fo'-tal*). See *Fœtal*.

Fœtor (*fo'-tor*). See *Fœtor*.

Fœtus (*fo'-tus*). See *Fœtus*.

Fokker's Method. A method of estimating uric acid in the urine. 200 c.c. of urine are made strongly alkaline by sodium carbonate, and after an hour 20 c.c. of a concentrated solution of ammonium chlorid are added. The mixture is allowed to stand at a low temperature for 48 hours, when the precipitate that forms is collected on a weighed filter and washed. The filter is washed with dilute HCl (1 in 10), and the filtrate collected; this operation is repeated till all the acid urate on the filter is dissolved. The filtrates are mixed, allowed to stand for 6 hours, and the uric acid which then separates is collected on the same filter, washed twice with water, then with alcohol, till all acid reaction disappears, dried at 110° C., and weighed. To the weight obtained add 0.03 gram, and subtract the weight of the filter; the remainder is the weight of uric acid in 200 c.c. of urine.

Fol's Fixing-fluid. A modification of Fleming's solution, used, as is the latter, for the fixation of cells undergoing indirect cell-division. See *Stains, Table of. F.'s Yellow.* See *Pigments, Conspectus of.*

Fold (*fôld*) [*ME., fold*, a fold]. A term applied to the plication or doubling together of various parts of the body. **F.**, **Aryteno-epiglottidean**, a fold of mucous membrane stretched between the sides of the epiglottis and the apex of the arytenoid cartilage. **F.**, **Palpebral**, the fold formed by the reflection of the conjunctiva from the eyelids on to the eye. There are two folds, the superior and inferior. **F.**, **Recto-vaginal**, the fold of the peritoneum in females descending in front of the rectum and behind the vagina. It corresponds with the *recto-vesical fold* of males. **F.**, **Vater's**, the plica transversalis or transverse fold of the duodenum, situated just above the opening of the pancreatic and biliary ducts.

Folders (*foł'-derz*) [*ME., fold*, a fold]. English usage for Pince-nez or "eye-glasses."

Folia (*fo'-le-ah*) [*pl. of folium*, leaf]. 1. Leaves; a term much used in pharmacopeias and dispensaries, and designating the leaves of such plants as are used in medicine. 2. The intervening thin plates between the crevices of greater or less depth (*rimulae*) upon the entire surface of the adult cerebellum.

Foliaceous (*fo-le-ah'-se-us*) [*folium*, a leaf]. Leaf-like.

Foliation (*fo-le-ah'-shun*) [*foliare*, to put forth leaves]. The act of leafing out; frondescence.

Folie (*fo'-le'*) [*Fr.*]. Insanity. **F. à deux** (*fo-le'-ah duh'*). [*Fr.*] See *Insanity, Communicated. F.*

Circulaire (*fo-le'-ser-ku-lar'*). Cyclic insanity. **F. du Doute.** See *Doubt, Insanity of. F., Alternate.*

Cyclic Insanity, *q. v.*

Follicolous (*fo-le-ik'-o-lus*) [*folium*, a leaf; *colere*, to dwell]. In biology, growing upon leaves.

Foliolate (*fo'-le-ol'*) [*folium*, a leaf]. In biology, a leaflet or leaflet-like organ.

Foliose (*fo'-le-ös*) [*foliosus*, leafy]. Abounding in leaves, leaflets, or leaf-like appendages.

Folia (*fo'-le-um*) [*L.*, a leaf; *pl., Folia*]. 1. In biology, a leaf. At the time of Cæsalpinus it applied equally to sepals, petals, or ordinary leaves. 2. Any lamina or leaflet of gray matter, forming a part of the arbor vite of the cerebellum.

Folius, Process of. Process of Rau; a process at the junction of the handle with the neck of the malleus.

It passes anteriorly into the Glaserian fissure. It is about three-and-a-half lines long in the new-born infant. After birth it unites with the under wall of the Glaserian fissure.

Follette (*fol-el'*) [*Fr.*]. Synonym of *Influenza*.

Follicle (*fol'-ik-l'*) [*folliculus*, dim. of *follis*, bellow-].

1. In anatomy, a very small secretory cavity or sac, as one of the follicles of Lieberkühn. 2. In biology, a simple pod, splitting only by the ventral suture. **F.**, **Graafian**, one of the small vesicular bodies in the cortical layer of the ovary, consisting of flattened granular cells with oval nuclei and membrana propria, each about $\frac{1}{1000}$ inch in diameter. **F.**, **Sebaceous**, one of the sacs lying within the skin that secrete the oily fluid with which the skin is softened.

Follicular (*fol'-ik'-u-lar*) [*folliculus*, a little follicle]. Relating or appertaining to a follicle.

Folliculitis (*fo-ik-u-lit'-tis*) [*folliculus*, a follicle; *itis*, inflammation]. Inflammation of a group of follicles, as of the hair. **F. barbæ.** See *Sycosis. F. decalvans*, Quinquaud's Disease: a chronic folliculitis of the hairy parts, especially of the scalp, which leads to a cicatricial alopecia. The patches are about the size of a shilling, irregular in outline, and almost smooth and polished, but with some granular points at the periphery, and red points on the white, atrophied, cicatricially-depressed surface. **F. exulcerans.** See *Hydroadenitis phlegmonosa.*

Folliculum (*fol'-ik-u'-le-um*). The liquor folliculi. See *Liquor*.

Folliculose (*fol'-ik'-u-los*) [*follis*, a bellows]. Full of follicles. Having the appearance of follicles.

Fomentation (*fo-men-ta'-shun*) [*fomentare*, to foment]. The application of cloths soaked in hot medicinal solutions, to reduce inflammation or to allay pain. Also, the application of hot dry cloths. Also, the medicament, or other material, so applied.

Fomes (*fo'-mēs*) [*L.* for "tinder": *pl., Fomites*]. Any substance (as a garment, carpet, letter) capable of acting as the medium for the transmission of an infectious disease.

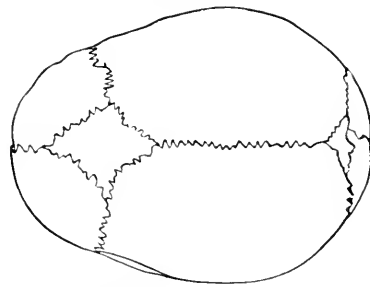
Fonifero (*fo-nif'-er-ö*). See *Phonophore*.

Fons pulsatilis (*fons pul-sat'-il-is*) [*L.*]. See *Fontanel*.

Fontaine's Chamber. See *Anesthetic*.

Fontana, Canals of. See *Canal. F.'s Markings*, or **Striæ of.** Delicate microscopic transverse folds of nerve-fibers, to which is due the fact of the non retraction of the fibers when divided. **F.'s, Spaces**, those between the processes of the ligamentum pectinatum iridis. See *Canal*.

Fontanel, or **Fontanelle** (*fon-tan-el'*) [*dim. of fontana*, a spring, from the appearance and feeling]. A



FONTANELS OF FETAL SKULL.

membranous space of the infant's skull, from delayed ossification of the cranial bones. **F.**, **Anterior**, that at the point of union of the frontal, sagittal, and coronal sutures. See also *Bregma. F., **Posterior**, that at*

the feet at the margins of the hoofs, and in cows, on the udder and teats. In man, vesicles form in the mouth, on the hands and feet. In two or three days, these rupture, discharging an opaque, yellowish fluid, and leaving dark-red ulcers. There are also fever, anorexia, pain on eating, swelling of the tongue, fetid breath, salivation, and derangement of digestion. See *Eczema epizootica*, and *Streptocytus of Eczema epizootica*, Schottelius, under *Bacteria*, *Synonymic Table of*. **F.-phenomenon.** See *Ankle-clonus*. **F.-pound**, the work required to overcome a force equal to raising the weight of a

pound through the space of a foot. See *Unit*. **F.-poundal**, the work done by a poundal acting through one foot. **F.-rot**, a disease of sheep, said to be due to pasturing in wet ground. One form is contagious; and the disease is said by some to be tuberculous in nature.

Footling (*fool'-ling*) [*ML.*, *foet*]. With the foot or feet foremost; as a footling presentation in obstetrics. **Foramen** (*fo-ra'-men*) [*forare*, to pierce]. A passage or opening, especially one in a bone. A *Table of Foramina* is appended.

TABLE OF FORAMINA.

NAME.	LOCATION.	TRANSMITS.
Accessory transverse.	Anomalous foramina in the transverse processes of the cervical vertebrae.	An anomalous and accessory vertebral artery.
Acoustic.	The same as the internal auditory meatus.	The auditory and facial nerves.
Alveolar, anterior.	See <i>Dental, inferior</i> .	
Alveolar, inferior.	See <i>Dental, inferior</i> .	
Alveolar, posterior.	In the superior maxilla.	Superior posterior dental vessels and nerves
Amplum pelveos.	See <i>Obturator</i> .	
Anonymous of Ferrein.	See <i>Hiatus Fallopii</i>	
Anteorbital.	In mammals, an orifice in the cheek-bone in front of the orbit, corresponding to the infraorbital foramen of man.	Superior maxillary division of the trifacial nerve; occasionally the masseter muscle.
Antorbital.	See <i>Anteorbital</i> .	
Aortic.	An opening in the diaphragm.	The aorta.
Arachnoid.	See <i>Foramen of Magendie</i> .	
Atlantal.	In many animals, a hole through the ventral border of the atlas; only exceptionally present in man.	Suboccipital nerve; vertebral artery.
Atrio-ventricular, common.	In some animals, an auriculo-ventricular opening common to both auricles and ventricles.	Blood.
Auditory, external.	The external meatus of the auditory canal.	Sound-waves to tympanic membrane.
Auditory, internal.	See <i>Acoustic</i> .	
Auricular.	The mouth of the external auditory meatus.	Sound-waves to tympanic membrane.
Bartholin's.	See <i>Obturator</i> .	
Bichat's.	A supposed communication between the subarachnoid space and the cavity of the third ventricle of the brain.	
Of Botal or Botallo.	In the fetus, the opening between the two auricles of the heart, situated at the lower posterior portion of the septum auricularum.	Blood.
Carotic.	The inferior aperture of the carotid canal.	Carotid vessels.
Carotico-clinoid.	Sphenoid bone; an occasional foramen, formed by the union of the apices of the anterior and middle clinoid processes.	
Carotico-tympanic.	See <i>Canal, Carotico-tympanic</i> .	
Carotid, external.	The external aperture of the carotid canal.	Internal carotid artery and carotid plexus.
Carotid, internal.	The internal aperture of the carotid canal.	Internal carotid artery and carotid plexus.
Cavernous.	Sphenoid bone; a small passage.	The median vertebral vein.
Cecal, anterior.	Also called <i>prepontile fossa</i> ; the depression at the cephalic margin of the pons.	
Cecal (of frontal bone).	Formed by the frontal bone and the crista galli of the ethmoid; a small foramen.	A vein, occasionally.
Cecal (of medulla oblongata).	See <i>Cecal, anterior</i> .	

TABLE OF FORAMINA.—*Continued.*

NAME	LOCATIONS	TRANSMITS.
Cervical posterior	Median depression of the pharynx; a depression in the median occipital plane.	
Cervical posterior	A depression in the lower lip.	The ventral median fissure terminates in this.
Cervical superior	See <i>Lamina cribrosa</i> .	
Cervical inferior	See <i>Lamina cribrosa</i> .	
Cervical superior meatus	See <i>Meatus</i> .	
Cervical inferior	By the first termination of the median raphe of tongue.	A number of small glands open into it.
Central	See <i>Lamina cribrosa</i> .	
Central (the middle)	See <i>Canal of the middle</i> .	
Central of the occipital ring	See <i>Central of the occipital ring</i> .	
Cervical	Transverse processes of the cervical vertebrae.	The vertebral artery and vein.
Condylar	See <i>Clavicular fossa</i> .	
Condylar	The largest of several openings at the base of the modiolus.	
Condylar anterior	See <i>Lamina of Modiolus</i> .	
Condylar	The angles of the conal recess.	
Condylar anterior	See <i>Condylar anterior</i> .	
Condylar posterior	Behind the condyles of the occipital bone, opening externally into the occipital fossa.	Veins.
Condylar anterior	A small foramen near the anterior condylar foramen.	A vein, occasionally.
Condylar anterior and posterior	Anterior to and to the outer side of each occipital condyle, passing downward, outward, and forward through the basilar process.	The hypoglossal nerve; occasionally a meningeal branch of the ascending pharyngeal artery.
Condylar posterior	The fossa behind the occipital condyles.	A vein to the lateral sinus.
Condylar	In some animals, an orifice formed by the articulation of the scapula with the scapula.	
Condylar	In reptiles, the obturator foramen.	
Costal	The space between the transverse process of a vertebra and the neck of its corresponding rib.	Branches of intercostal arteries and nerves.
Costal	An orifice in the acetabulum converted into a canal by a ligament.	Vessels and nerves.
Cribra	Small openings in the lamina cribrosa of the ethmoid bone.	Filaments of the olfactory nerves.
Cribra superior (inferior)	An aperture in the upper part of the tibio-fibular interosseous membrane.	The anterior tibial vessels.
Dental	The external aperture of the inferior dental canal, in the ramus of the inferior maxilla.	Inferior dental vessels and nerves.
Dental	See <i>Quadratus</i> .	
Dental	Several, and through the diaphragm.	The esophagus, aorta, vagus nerves, inferior vena cava, and other structures.
Dental	See <i>Arteria</i> .	
Dental	See <i>Lamina cribrosa</i> .	
Diploic	Small openings in the inner plate of the cranial bones, leading from the cranial cavity into the diploe.	Veins.
Diploic	See <i>Foramen of Wormer</i> .	
Diploic	See <i>Foramen of Wormer</i> .	The emissary veins.
Diploic	See <i>Foramen of Wormer</i> .	
Epiphyseal	Small openings in the upper condyle of the humerus; sometimes represented in man by a groove.	

TABLE OF FORAMINA.—*Continued.*

NAME.	LOCATION.	TRANSMITS.
Esophageal.	The diaphragm.	The esophagus.
Ethmoid, anterior.	A canal formed between the ethmoid and frontal bones.	The nasal branch of the ophthalmic nerve; anterior ethmoid vessels.
Ethmoid, posterior.	See <i>Canal, Ethmoid, posterior.</i>	Posterior ethmoid artery and vein.
Frontal.	The supra-orbital notch of the frontal bone when it is converted into a canal by an overlying process of bone.	Supraorbital vessels and nerves.
Fronto-ethmoid.	The foramen cecum in the suture between the frontal and ethmoid bones.	
Glandulosum Morgagni.	See <i>Foramen cecum (of tongue).</i>	
Of Huschke.	A perforation often found near the inner extremity of the tympanic plate; it is due to an arrest of development.	Connects the glenoid fossa of the temporal bone with the external auditory meatus.
Incisive.	See <i>Incisor.</i>	
Incisor.	Aperture of the incisor canal in the alveolar margin.	Nerves and vessels to the incisor teeth.
Infra-maxillary.	The inferior dental canal, <i>q. v.</i> , under <i>Canal.</i>	
Infra-orbital.	In the superior maxilla, the external aperture of the infra-orbital canal.	The infraorbital nerve and artery.
Infra-pubic.	See <i>Obturator.</i>	
Innominate.	Temporal bone.	The Vidian nerve.
Intercarpal.	The carpus of batrachians.	
Interclinoid.	A canal formed by an anomalous process, connecting the middle and posterior clinoid processes of the sphenoid.	
Intermaxillary.	See <i>Incisor.</i>	
Interorbital.	In birds, a space in the bony plate separating the orbits	
Intervertebral, anterior.	The aperture formed by the notches opposite to each other in the laminae of adjacent vertebrae.	The spinal nerves and vessels.
Intervertebral, posterior.	The space between the articular processes of adjacent vertebrae, except the first cervical.	
Ischiadic, major.	See <i>Sacro-sciatic, great.</i>	
Ischiadic, middle	An open space left between an anomalous and the normal sacro-spinal ligament.	
Ischiadic, minor or small.	See <i>Sacro-sciatic, small.</i>	
Ischio-pubic.	See <i>Obturator.</i>	
Jugular.	See <i>Lacerated, posterior.</i>	
Jugular, spurious.	An anomalous opening in the squamous portion of the temporal bone.	A vessel that connects the external jugular vein with an intracranial vessel.
Lacerated, anterior.	See <i>Sphenoid fissure.</i>	
Lacerated, inferior.	See <i>Spheno-maxillary fissure.</i>	
Lacerated, jugular	See <i>Lacerated, posterior.</i>	
Lacerated, middle.	An irregular aperture between the apex of the petrous portion of the temporal bone and the body and great wing of the sphenoid, and the basilar process of the occipital bone.	The carotid artery and the large superficial petrosal nerve.
Lacerated, orbital.	The <i>Sphenoid Fissure, q. v.</i>	
Lacerated, posterior.	The space formed by the jugular notches of the occipital and temporal bones, divided into two portions.	The <i>posterior portion</i> , the internal jugular vein; the <i>anterior portion</i> , the 6th, 7th, and 11th cranial nerves, and the inferior petrosal sinus.
Lacerated, superior.	See <i>Sphenoid fissure.</i>	
Of Magendie.	An orifice in the membranous roof of the fourth ventricle.	
Magnum.	See <i>Magnum occipitale.</i>	

TABLE OF FORAMINA.—*Continued.*

NAME.	LOCATION.	TRANSMITS.
Magnum ischio.	The <i>Obturator foramen</i> , <i>q. 1</i> .	
Magnum occipitale.	A large oval aperture, centrally placed in the lower and anterior part of the occipital bone.	The spinal cord and its membranes; the spinal accessory nerves; the vertebral arteries.
Malar.	The malar bone.	Nerves and vessels.
Mandibular.	See <i>Dental, inferior</i> .	
Mandibular, anterior.	See <i>Mental</i> .	
Mandibular, posterior.	See <i>Dental, inferior</i> .	
Mastoid.	A small foramen behind the mastoid process.	A small artery from the dura; a vein opening into the lateral sinus.
Mastoid, posterior.	See <i>Mastoid</i> .	
Maxillary, anterior.	See <i>Mental</i> .	
Maxillary, inferior.	See <i>Dental, inferior</i> .	
Maxillary, posterior.	See <i>Dental, inferior</i> .	
Maxillary, superior.	See <i>Canal, Dental, posterior</i> .	
Medium.	See <i>Lacerated, middle</i> .	
Medulle spinalis.	See <i>Vertebral</i> .	
Medullary.	See <i>Nutrient</i> .	
Medullary (of the vertebral column).	See <i>Vertebral</i> .	
Of Mercurius.	See <i>Cecum (of the tongue)</i> .	
Meningeal.	An anomalous opening in the squamous portion of the temporal bone.	A branch of the middle meningeal artery.
Mental.	A foramen in the inferior maxilla, external to the incisive fossa, midway between the upper and lower borders of the bone, and in the interval between the two bicuspoid teeth.	Mental nerve and vessels.
Of Monro.	An opening behind the anterior pillars of the fornix through which the lateral ventricle of the brain communicates with the third ventricle.	The choroid plexus.
Monro, anterior of.	See <i>Foramen of Monro</i> .	
Muris, primitive.	The primitive foramen that connects the third with the lateral ventricle of the brain.	
Murgagnis.	See <i>Cecum (of tongue)</i> .	
Nasal.	Small canals that perforate the nasal bones.	Vessels and nerves.
Nutrient.	The canal connecting the medullary cavity of the bone with its external surface.	The nutrient vessels.
Nutrient of humeri.	The aperture near the upper part of the linea aspera of the humerus.	Nutrient artery.
Nutrient of humeri.	The aperture slightly below the middle of the humerus.	The nutrient artery.
Nutrient of radius.	The aperture on the anterior surface of the radius.	The nutrient artery.
Nutrient of ulna.	The aperture on the anterior surface of the ulna.	The nutrient artery.
Obturator.	The large ovoid opening between the ischium and the pubis, anterior and inferior to the acetabulum; it is partly closed in by a fibrous membrane.	Obturator vessels and nerves.
Occipital.	See <i>Magnum occipitale</i> .	
Occipital, anterior.	See <i>Magnum occipitale</i> .	
Occipital, posterior.	See <i>Magnum occipitale</i> .	
Oculi.	Rays of light.	
Olfactory.	Nerves of olfaction in the cribriform plate of the ethmoid.	Olfactory nerves.
Omnium, of the.	The communication between the cavities of the greater and lesser foramina.	

TABLE OF FORAMINA.—*Continued.*

NAME.	LOCATION.	TRANSMITS.
Omental, lesser or small.	See <i>Foramen of Winslow</i> .	
Oödes.	See <i>Obturator</i> .	
Optic.	The canal at the apex of the orbit, the anterior termination of the optic groove, just beneath the lesser wing of the sphenoid bone.	Optic nerve; ophthalmic artery.
Optic (of the <i>choroid</i>).	The choroid.	The optic nerve-fibers pass through this to their expansion in the retina.
Optic (of the <i>sclera</i>).	The sclerotic coat of the eye	The optic nerve.
Orbital, anterior internal.	See <i>Ethmoid, anterior</i> .	
Orbital, internal.	See <i>Canal, Ethmoid, anterior</i> .	
Orbital, superior.	See <i>Supraorbital</i> .	
Ossis pubis.	See <i>Obturator</i> .	
Oval (of the <i>heart</i>).	See <i>Foramen of Botal</i> .	
Oval (of the <i>hip</i>).	See <i>Obturator</i> .	
Oval (of <i>innominate bone</i>).	See <i>Obturator</i> .	
Oval (of the <i>sphenoid</i>).	An ovoid aperture near the posterior margin of the great wing of the sphenoid.	The inferior maxillary division of the trigeminal nerve; the small meningeal artery; occasionally, the small petrosal nerve.
Pacchionian.	The depressions on the inner surface of the skull.	For the Pacchionian bodies.
Palatine, anterior.	See <i>Canal, Incisor</i> .	
Palatine, great posterior.	The <i>Posterior palatine canal, q. v.</i>	
Palato-maxillary.	See <i>Canal, Palato-maxillary</i> .	
Of Panizza.	The communication between the right and left aortic arches of reptiles.	Blood.
Papillaria.	The opening of the uriniferous tubules at the apices of the pyramids of Malpighi.	Urine.
Parietal.	Near the posterior superior angle of the parietal bone; inconstant.	An emissary vein of the superior longitudinal sinus; occasionally a small branch of the occipital artery.
Pelvic, large.	See <i>Obturator</i> .	
Pneumatic.	In birds, a large aperture near one end of the long pneumatic bones communicating with the interior.	Permits the entrance of air.
Posterior.	See <i>Lacerated, posterior</i> .	
Postglenal.	See <i>Postglenoid</i> .	
Postglenoid.	In comparative anatomy, an opening immediately posterior to the root of the zygoma.	
Postpalatine.	The <i>Posterior palatine canal, q. v.</i>	
Pre-acetabular.	In the <i>Chiroptera</i> , an opening formed by a process extending from the ilio-pectineal eminence to the anterior extremity of the ilium.	
Pro sinu petroso inferiore.	An anomalous roundish opening formed by adjacent portions of the petrous portion of the temporal bone and the occipital bone.	The inferior petrosal sinus.
Profundum.	See <i>Iter ad infundibulum</i> .	
Pterygo-palatine.	The external aperture of the pterygo-palatine canal.	Pterygo-palatine vessels; pharyngeal nerve.
Quadrate.	The diaphragm.	The inferior vena cava.
Repugnatoria.	In <i>Chilognatha</i> , apertures of cutaneous glands on each side of the back, in rows.	Secrete a defensive corrosive fluid

TABLE OF FORAMINA.—*Continued.*

NAME.	LOCATIONS.	TRANSMITS.
Retina centrale.	See <i>Fovea centralis</i> .	
Of Rivini.	An opening in the tympanum, the existence of which is disputed.	
Rotundum.	See <i>Round</i> .	
Round.	A roundish opening in the great wing of the sphenoid bone.	The superior division of the fifth nerve.
Sacral, anterior (<i>Fovea on either side</i>).	On anterior surface of sacrum, connecting with sacral canal.	The anterior branches of sacral nerves.
Sacral, posterior (<i>Fovea on either side</i>).	The posterior surface of the sacrum, external to the articular processes.	Posterior branches of sacral nerves.
Sacro-sciatic, great.	The oval space between the lesser sacro-sciatic ligament and the innominate bone.	The pyriformis muscle, the gluteal, sciatic, and pudic vessels and nerves.
Sacro-sciatic, small.	The space included between the greater and lesser sacro-sciatic ligaments and the portion of the innominate bone between the spine and tuberosity of the ischium.	Internal obturator muscle; the internal pudic vessels and nerves.
Saphenous.	See <i>Saphenous Opening</i> .	
Scapular.	The supra-scapular notch, when it is converted into a foramen by a ligamentous or bony structure.	Suprascapular nerve and artery.
Of Scarpa.	Bony canals opening into the incisor canal.	The naso-palatine nerves.
Sclerotic, anterior.	The opening in the sclerotic which is filled in by the cornea.	
Sclerotic, posterior.	See <i>Optic (of the sclera)</i> .	
Of Semmering.	See <i>Fovea centralis</i> , and <i>Central (of the retina)</i> .	
Spheno-frontal.	In the cartilaginous basis of the skull, between the labyrinth of the ethmoid and the alæ parvæ of the sphenoid and the anterior sphenoid.	
Sphenoidal, anterior.	A rare anomalous opening in the pterygoid process of the sphenoid bone.	The internal maxillary artery.
Spheno-palatine.	The space between the sphenoid and orbital processes of the palate and sphenoid spongy bone; it opens into the nasal cavity.	Branches from Meckel's ganglion; the nasal branch of the internal maxillary artery.
Spheno-spinosum.	See <i>Spinosum</i> .	
Spinal.	See <i>Vertebral</i> .	
Spinosum.	The great wing of the sphenoid bone, near its posterior angle.	The middle meningeal artery.
Spëndli.	See <i>Spheno-frontal</i> .	
Of Stensen.	See <i>Canal, Incisor</i> .	
Sternal.	Near the inferior termination of the sternum; inconstant.	Vessel.
Stylo-mastoid.	Between the styloid and mastoid processes of the temporal bone, constituting the external aperture of the aqueduct of Fallopius.	Facial nerve; stylo-mastoid artery.
Sub-orbital.	The orifice at the anterior end of the infraorbital canal.	Infraorbital artery and nerve.
Subsacral.	See <i>Sacral, anterior</i> .	
Supersacral.	See <i>Sacral, posterior</i> .	
Supra-oculoïd.	See <i>Epitrochlear</i> .	
Supra-orbital.	A notch in the superior orbital margin at the junction of the middle with the inner third, sometimes converted into a foramen by a bony process or a ligamentous band. It is the orifice of a groove in the upper wall of the orbit.	Supra-orbital artery, veins, and nerve.
Supratrochlear.	The thin plate of bone between the olecranon and the coronoid fossa of the humerus; inconstant.	
Of Tarinus.	The <i>Hautu Fallopi, q v</i> .	
Of Thebesius.	Small depressions on the inner surface of the heart, especially in the right auricle.	Some of these are cul-de-sacs; others are the mouths of the <i>venæ minime cordis</i> .
Thyreoid.	See <i>Thyreoid</i> .	

TABLE OF FORAMINA.—*Continued.*

NAME.	LOCATION.	TRANSMITS.
Thyroid.	1. A foramen in the ala of the thyroid cartilage, more or less completely covered by perichondrium. 2. See <i>Obturator</i> .	
Trachelian.	See <i>Vertebralarterial</i> .	
Transverse.	See <i>Vertebralarterial</i> .	
Venæ cavæ.	See <i>Quadrata</i> .	
Venæ saphenæ.	See <i>Saphenous Opening</i> .	
Venosum.	See <i>Quadrata</i> .	
Vertebral.	The space included between the body and arch of a vertebra	The spinal cord and its appendages.
Vertebralarterial.	The foramina in the transverse processes of the cervical vertebrae.	Vertebral artery and vein.
Vesalius.	A minute inconstant aperture at the root of the pterygoid process of the sphenoid bone.	A small vein.
Vicq d'Azyr's.	See <i>Foramen cecum, anterior and posterior</i> .	
Vidian.	See <i>Canal, Vidian</i> .	
Of the vomer.	The posterior aperture of the canal of the vomer.	
Of Winslow.	An aperture situated between the liver and stomach, bounded in front by the portal vein, hepatic artery and duct, behind, by the inferior vena cava, below, by the hepatic artery, and above, by the liver. It is formed by folds of the peritoneum, and establishes communication between the greater and lesser cavities of the peritoneum.	
Zygomatic, anterior.	See <i>Zygomatico-facial</i> .	
Zygomatic, external.	See <i>Zygomatico-facial</i> .	
Zygomatic, internal.	See <i>Zygomatico-temporal</i> .	
Zygomatic, posterior.	See <i>Zygomatico-temporal</i> .	
Zygomatic, superior.	See <i>Zygomatico-temporal</i> .	
Zygomatic, temporal.	See <i>Zygomatico-temporal</i> .	
Zygomatico-facial.	The aperture of the malar canal on the facial surface of the malar bone.	Malar division of temporo-malar branch of superior maxillary nerve.
Zygomatico-temporal.	The external aperture of the malar canal, on the temporal surface of the malar bone.	Malar division of temporo-malar branch of superior maxillary nerve.

Foraminated (*fo-ram' in-a-ted*) [*foramen*, an opening]. Containing foramina.

Foraminiferous (*fo-ram-in-if'er-us*). Same as *Foraminated*.

Forbes, Micrococcus of. See *Bacteria, Synonymic Table of*. **F., Operation of.** See *Operations, Table of*.

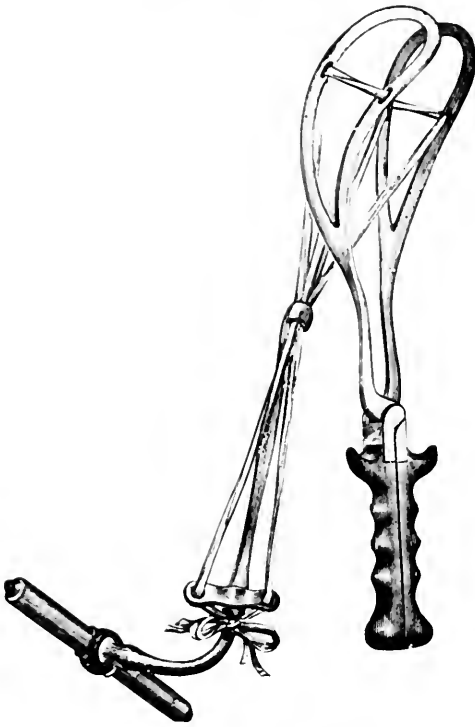
Force (*for's*) [*fortis*, strong]. That which produces or arrests motion. The rate of transformation of energy in time. Whatever may be converted into motion (Robert Mayer).

Forced (*forst*) [*fortis*, strong]. Accomplished by an unusual exertion of force. **F. Feeding.** See *Suralimentation and Feeding*.

Forceps (*for'seps*) [*forceps*, a pair of tongs]. An instrument with two blades and handles for purposes of seizing, traction, etc., in surgical, obstetric, and other operations. **F., Angular**, one bent for introduction into a canal. **F., Arterial**, one specially adapted for seizing an artery; many varieties are named after inventors. **F., Bone**, one exceptionally strong, for use in operations upon bones. **F., Bull-dog**, a forceps with sharp teeth (as for holding an artery). **F., Bullet**, one of peculiar construction, to extract bullets. **F., Cannula**, long, slender forceps enclosed

in a tube, that opens by protruding the blades. **F., Catch**, a forceps with a catch on the handle. **F., Craniotomy**, the halves are crossed and adapted to embryotomy. **F., Dental**, adapted for extraction of teeth. This was probably among the first, and, perhaps, almost the only instrument employed for the extraction of teeth, until the invention of Garengot, in the early part of the eighteenth century. But from the time of Celsus, down to this period, the forceps used for the extraction of teeth were so rude in their construction and so illy adapted for the purpose, that for the removal of the molar teeth the employment of the key-instrument became general, both among dentists and physicians. At the present time, however, forceps have been so greatly improved that the key is but little used. **F., Duck-bill.** See *Duckbill*. **F., Ectropion**, adapted for seizing the lid in operations for ectropion. **F., Gouge**, cutting forceps for operations upon bone. **F., Hemostatic**, a forceps for controlling hemorrhage. **F., Iridectomy**, a delicate forceps for seizing the iris. **F., Midwifery**, or **Obstetric**, a forceps for grasping the fetal head in difficult labor and by traction aiding its exit; there is a great number of varieties. **F.,**

Rat-toothed, a form of forceps used in the removal



SIMPSON'S OBSTETRIC FORCEPS.

With Pouillet Tape-attachment for Axis-traction.

of bullets, or other foreign bodies, from wounds. **F., Spring**, same as *F., Catch*.

Forcible (*for'-sib-l*) [*fortis*, strong]. With force or power. **F. Extension**. See *Extension*.

Forcepate, Forcipated (*for'-sip-at, -at-ed*) [*forcipis*, forceps]. In biology, forceps-like.

Forcipressure (*for'-sip-sh'-ur*) [*forcipis*, a pair of tongs; *pressura*, a pressing]. The arrest of a minor hemorrhage by catching the end of the divided vessel with a pair of spring forceps, the pressure being kept up for 24-36 hours.

Fore (*for*) [ME., *fōr*, before]. Applied to the part that is in front or first. **F.-arm**, that part of the arm between the wrist and the elbow. **F.-brain**, the anterior of the encephalic vesicles into which the primary nervous axis of the embryo divides at an early stage; at a later stage, the prosencephalon. **F.-finger**, the index finger. **F.-foot**, the foot of a fore-limb. **F.-front**, the forehead. **F.-gut**, the cavity in the raised cephalic end of the embryo, called also headgut. The rudimentary pharynx and duodenum, with the intermediate portions of the future alimentary canal, are included in the foregut. **F.-head**, that part of the face between the orbits of the eyes, the hair above, and the temples at the sides. **F.-limb**, the pectoral limb of an animal. **F.-milk**. 1. The colostrum, *q. v.*; 2. The first part of the milk taken from the teat at any one milking. It is less rich in butter than is the after milk, or strippings. **F.-skin**, the prepuce, *q. v.*; the term sometimes designates also the dewlap occasionally seen upon the throat of an aged person. **F.-waters**, a name sometimes given to that portion of the amniotic sac and its contents in advance of the presenting part in labor.

Foreign (*for'-en*) [ME., *foren*, foreign]. Alien; exotic; not native; irrelevant. **F. Body**, a substance in a wound, organ, or cavity not normally present.

Forensic (*for'-at'-sik*) [*forensis*, belonging to the forum]. Pertaining to a court of law. In medicine, that part of the science connected with judicial inquiry. Also, medical jurisprudence.

Forest's Method. See *Artificial Respiration*.

Forficate (*for'-fik-at*) [*forficar*, scissors]. In biology, deeply forked.

Fork [ME., *for^k*, a fork]. A name frequently given to the space between the thighs.

Form [*forma*, shape]. The external shape or configuration of the body, or of a part of a body.

Formaldehyd (*form'-al'-de-hid*) [*formica*, an ant; *aldehyd*]. Formic aldehyd. See *Aldehyd*, *Formic*.

Formalin (*for'-mal-in*) [*formica*, an ant], HCOH. A proprietary germicide composed of a 40 per cent. solution of formaldehyd. Unof.

Formanilid (*form-an'-il-id*) [*formica*, an ant; *anilin*], C₁₁H₉NO. A substance obtained on digesting anilin with formic acid, or by rapidly heating anilin with oxalic acid. It consists of colorless prisms, readily soluble in water, alcohol, and ether, melting at 46° C.

Formatio (*for-mat'-sho-o*) [L.]. A formation. **F. reticularis**, the intercrossing of the fibers of the anterior columns in the medulla.

Formative (*form'-at-iv*) [*formare*, to form]. Plastic; molding. **F. Cell**, a large spheric, refractive cell beneath the hypoblast.

Formic Acid (*for'-mik*). See *Acid*.

Formicant (*for'-mik-ant*) [*formicare*, to crawl like an ant]. Creeping, or moving with a small and feeble action; applied to the pulse when it is unequal and scarcely perceptible.

Formication (*for-mik-at'-shun*) [*formica*, an ant]. A sensation like that produced by ants or other insects crawling upon the skin. **F., Cocain**. See *Cocainbug*.

Formol (*for'-mol*) [*formica*, an ant], CH₂O. A name given to formic aldehyd or formaldehyd. It is a powerful antiseptic, ranking as one of the best, but its microbicidal power in a given time is very feeble.

Formula (*form'-u-lah*) [dim. of *forma*, a form; *pl.*, *Formulae*]. A pre-scribed method. In pharmacy, a list of the names and respective quantities of substances entering into a composition. In chemistry, a method of representing the gravimetric structure of a compound by symbols. **F., Constitutional, or Rational**, one that indicates only the union of individual atoms, such as are especially characteristic of the compound. **F., Empiric**. See *F., Unitary*. **F., Graphic**. Same as *F., Constitutional*. **F., Rational**. Same as *F., Constitutional*. **F., Structural**, one that indicates the complete grouping of all of the atoms, representing the whole chemie deportment of a given compound. **F., Unitary, or Empiric**, one that belongs to an entire series of bodies that are isomeric, yet wholly different, and that affords no hint as to the character of the compound.

Formulary (*for'-mu-la-re*) [*formula*; dim. of *forma*, form]. **F., National**, a collection of widely-used and well-known preparations, omitted from the U. S. Pharmacopeia, but collected and published by the American Pharmaceutical Association.

Formyl (*for'-mil*) [*formica*, the ant; *îⁿ*, matter], CHO. The radicle of formic acid.

Forne's Method. See *Anesthetic*.

Forneaux Jordan's Operations. See *Operations*.

Fornicate (*for'-nik-at*) [*fornix*, an arch]. In biology, bearing fornicies; overarched. To commit fornication.

Fornication (*för-nik-a'-shun*) [*fornicari*, to fornicate]. The illicit sexual intercourse of an unmarried person of either sex with another, whether married or not.

Fornicolumn (*för'-ne-kol-um*) [*fornix*, an arch; *columna*, a column]. The anterior pillar of the fornix, one in each hemisphere. It is a bundle of fibers ascending from the albicans and thalamus, passing just caudad of the precommissure, forming the cephalic boundary of the porta, and ending in the temporal lobe.

Fornicommissure (*för-ne-kom'-is-shur*) [*fornix*, an arch; *commissura*, a commissure]. A lamina of greater or less thickness uniting the two hemiforices of the brain. It is not a true commissure, nor even fibrous in structure.

Fornicrista (*för-ne-kris'-tah*). See *Crista*.

Fornix (*för'-niks*) [*fornix*, an arch]. 1. The projecting bundle of the gyrus hippocampi, from which it collects the medullated nerve-fibers through the fimbria. Through the fornix the transition from the hemispheres to the diencephalon is established. 2. In biology, a vaulted or arched arrangement or appendage, as the scales in the throat of some corollas, or the hollow beneath the umbo of a bivalve-shell.

F. descendens. See *Bundle of Vieq d'Azur*.

Förster's Method. See *Cataract, Artificial Maturation of*. **F.'s, Operation**. See *Operations, Table of*.

Fortification Spectrum (*för-tif-ik-a'-shun spek'-trum*). Teichopsia; the appearance of a peculiar subjective visual sensation in migraine. The luminous shape of its outer edge assumes a zigzag form, with angles like those of a fortification.

Fosforus (*fös'-fö-r-us*). A commendable orthography for *phosphorus*. It has been recommended for adoption by recent spelling-reformers.

Fossa (*fös'-ah*) [*fossa*, a ditch; *pl.*, *Fossæ*]. A depression, furrow, or sinus. **F., Canine**, the depression on the external surface of the superior maxillary bone, giving rise to the origin of the *levator anguli oris* and *compressor nasi* muscles. **F., Condyloid**, a fossa behind each condyle of the occipital bone. **F. coronaris**, the boundary between the disc and corona, in *Medusa*. **F., Cranial**, any fossa of the skull. **F., Digastric**, a deep groove on the inner aspect of the mastoid process for the attachment of the digastric muscle. **F., Digital**, a deep depression at the base of the inner surface of the great trochanter of the femur. **F., Glenoid**, the fossa in the temporal bone that receives the condyle of the lower jaw. **F., Hyaloid**, a depression in the anterior surface of the vitreous body for the crystalline lens. **F., Hyoid**, a small cavity external to the ary-epiglottic fold on either side of the larynx. It is also called the *Sinus pyriformis*. **F., Iliac**, the smooth internal surface of the ilium. **F., Incisive**, a depression in the superior maxillary bone just above the incisor teeth. **F., Infraclavicular**. See *F., Mohrenheim's*. **F. innominata**. Same as *F. scaphoidea*. **F., Jugular**, a deep excavation in the petrous portion of the temporal bone, forming part of the posterior lacerated foramen. **F. lachrymalis**, the depression in the frontal bone for the reception of the lachrymal gland. **F., Lenticular**. Same as *F., Hyaloid*. **F., Mohrenheim's**, the infraclavicular fossa; a triangular depression beneath the clavicle. **F., Myrtiform**. Same as *F., Incisive*. **F., Nasal**, the nostrils. See *Nasal Fossa*. **F. navicularis**, *Morgagni's fossa*, a fossa within the penis, formed by a dilatation in the spongy portion of the urethral passage. **F., Occipital**, a fossa behind the condyle of the occipital bone. **F., Olfactory**, the fossa in the fetus that develops into the nasal fossa. **F. ovalis**, an oval depression in the right auricle of the heart. **F.,**

Palatine, the anterior palatine canal passing through the palatine process of the superior maxillary bone. It branches into four compartments, the foramina of Stensen, and the foramina of Scarpa. **F. patellaris**, a depression on the anterior aspect of the vitreous humor in which rests the posterior surface of the lens. **F., Pituitary**, a depression below the olivary process of the sphenoid bone lodging the pituitary body. **F., Prepontile**, the anterior foramen cecum. See *Foramina, Table of*. **F., Pterygoid**, the notch separating the external and internal plates of the pterygoid process of the sphenoid. **F. of Rosenmüller**, a depression on the posterior wall of the naso-pharynx immediately behind the Eustachian orifice. **F. scaphoidea**, the curved depression between the helix and antihelix of the external ear. **F. sigmoidea**, a deep groove on the internal surface of the mastoid portion of the temporal bone into which the mastoid foramen opens. **F., Spheno-maxillary**, a triangular space at the angle of the sphenomaxillary and pterygo-maxillary fissures. **F., Sublingual**, a depression on the internal surface of the inferior maxillary bone, for containing the sublingual gland. **F., Submaxillary**, the oblong depression on the internal surface of the inferior maxillary bone, which contains the submaxillary gland. **F., Subscapular**, a broad cavity on the internal surface of the scapula. **F., Temporal**, the fossa on either side of the head filled by the temporal muscle. It is formed by parts of the frontal, sphenoid, parietal, temporal, and malar bones. **F., Trochanteric**. Same as *F., Digital*. **F., Zygomatic**, a cavity below and on the inner side of the zygoma.

Fosset, or Fossette (*fös-et'*) [Fr.]. A dimple or small depression.

Fossilin (*fös'il-in*) [*fossilis*, dug up]. A trade-name for a product resembling vaselin.

Fossula (*fös'-su-lah*) [dim. of *fossa*, a ditch; *pl.*, *Fossule*]. 1. In biology, a small fossa. 2. Any one of the numerous slight depressions on the surface of the cerebrum. **F. olfactoria**, the olfactory depressions of *acraspede medusæ*.

Fothergill's Disease, or Faceache. See *Diseases, Table of*. **F.'s Sore-throat**, a synonym of the anginoid variety of scarlet fever (*Scarlatina anginosa*).

Foubert's Test. See *Death*.

Foudroyancy (*föö-droi'-an-se*) [Fr.]. The property of being foudroyant.

Foudroyant (*föö-droi'-ant*) [Fr.]. Sudden and overwhelming; fulminant; fulgurant.

Foul (*föul*) [M.E., *foul*, foul]. Filthy; offensive; disgusting. **F.-in-the-foot**. See *F.-rot*. **F.-rot**, an inflammatory disease of the hoofs of cattle; it is attended with suppuration.

Foulage (*föö-läh'h'*) [Fr., "filling, or pressing"]. In massage, a form of manipulation of the tissues. See *Filling*.

Foulbrood (*fööul'-brood*). A contagious zymotic disease of the honey-bee and its larva, due to the presence of the *Bacillus alvei*. See *Bacteria, Synonymic, Table of*.

Foullioy's Operation. See *Operations, Table of*.

Founder (*föunt'-dör*) [*funder*, to pour]. Laminitis (*q. v.*) of the horse's fore-feet, with the accompanying disorders of related parts. **F., Chest**, founder in a horse, marked or accompanied by atrophy of the chest-muscles.

Foundling (*fööul'-ling*) [Ger., *fundion*, found]. An abandoned infant.

Four (*för*) [M.E., *fourer*, four]. Twice two. **F.-drug Ointment**. See *Basilian Ointment*. **F. Masters**, Suture of the. See *Sutures*. **F.-tailed Bandage**. See *Bandage*.

Fourchet, or Fourchette (*four-shet'*) [Fr., a fork].

1. A fold of mucous membrane at the posterior junction of the labia majora. 2. A forked instrument used in division of the frenum lingue.

Fournier's Method. See *Treatment, Methods of*.

Fovea (*fo-ve-ah*) [*fovea*, a small pit]. Applied to many depressions in the body or its organs, but more particularly to the *fovea centralis retinae*, a little pit in the *macula lutea* opposite the visual axis, the spot of distinct vision, where the retinal cones are massed together and the rods and some other parts are absent. It is opposite the center of the cornea. **F. hemielliptica**, recessus ellipticus; sinus semiovalis; a small fossa on the inner wall of the labyrinth, between the fovea hemispherica and the orifices of the semicircular canals. **F. hemispherica**, recessus sphericus; a depression in the forepart of the inner wall of the labyrinth.

Foveate (*fo-ve-at*) [*fo-va*, a small pit]. In biology, deeply pitted.

Foveola (*fo-ve-oh-lah*) [dim. of *fovea*, a small pit]. 1. A small pit or depression. 2. The depression at the summit of each papilla of the kidney. **F. coccygea**, a slight depression—a congenital defect—a little above the anus and at the apex of the coccyx. It is due to imperfect development. **F. inguinalis**, a somewhat funnel-shaped depression in the external inguinal fossa. It is open in fetal life, and is the abdominal end of the inguinal canal, through which the testis descended. **F. radialis**. See *Anatomist's Snuffbox*.

Fovilla (*fo-vil-lah*) [*fovea*, to warm, to cherish; *pl., Fovilla*]. In biology, the protoplasmic contents of a pollen-grain.

Fowler's Method. A method of estimating the amount of urea in the urine. It consists in mixing one volume of the urine with seven volumes of liquor sodæ chlorate (U. S. P.) and comparing the specific gravity before and after effervescence. See *Urea, F.'s Solution*. See *Analysis*.

Fox's Apparatus. An apparatus for treating fracture of the clavicle. It consists of a pad in the axilla with a suspensory apparatus from the opposite shoulder.

Fox-glove (*fo-h'glove*). See *Digitalis*.

Foxination (*fo-h'v-in-ah-shun*). See *Hypnotism*.

Fractional (*frak-shun-ee-ah*) [*fractio*, a breaking]. Pertaining to fractions. **F. Cultivation**, the isolation of one variety of microorganism from a mixture of several, in order to study or cultivate it. This is done by attenuation of the medium so that a drop will probably contain but one organism. Distilled water was first used as the attenuating medium, but gelatinized media are now used. Brefeld and Nägeli suggested the procedure, and Lister isolated the first microbe, the *Bacteria lactea* of Cohn. **F. Distillation**. See *Distillation*.

Fractionation (*frak-shun-ah-shun*) [*fractio*, a breaking]. Chemic separation by successive operations.

Fractura (*frak-tur-ah*) [L.]. A fracture. **F. dentis**, fracture of a tooth.

Fracture (*frak-tur*) [*fractura*; *frangere*, to break]. The breaking of a bone, either by external force, or by the action of the muscles of the body. Applied also to the breaking of a cartilage. **F., Barton's**, an oblique fracture of the lower end of the radius, beginning on the articulating surface. **F.-bed**, a doubly-inclined plane used in the treatment of fractures of the hip. **F.-box**, a long box with no ends or cover, used in the immobilization of fractured bones. **F., Capillary**, consisting of only a fine crack, or fissure. **F., Commi-nuted**, with shattering of the bone. **F., Colles'**, one of the lower end of the radius with displacement back-

ward. **F., Complete**, entirely through the bone. **F.,**



COMMUNED FRACTURE OF CLAVICLE. (Moullin.)

Complicated, with injury of adjacent parts. **F., Compound**, with a communicating wound of the skin. **F., Depressed**, with depression of the fractured part below the normal level, as in fracture of the skull. **F., Double**, one bone is fractured in two places. **F., Dupuytren's**, fracture of the fibula, with retraction and displacement outward, and with laceration of the ligaments of the foot. **F., Epiphyseal**, with separation of the epiphysis of a bone. **F., Greenstick**, one



GREENSTICK FRACTURE OF THE RADIUS. (Moullin.)

side of the bone is broken, the other bent. **F., Im-pacted**, with forcible compression of the fragments into each other. **F., Moore's**, fracture of the lower end of the radius, with laceration of the internal lateral ligament and detachment of the triangular interarticular cartilage, which allows of the dislocation of the head of the ulna and the imprisonment of the styloid process under the annular ligaments. **F., Pott's**, same as *F., Dupuytren's*, but without laceration of the inferior tibio-fibular ligaments. **F., Shepherd's**, a fracture of the astragalus, the outer projecting edge being detached. **F., Simple**, without rupture of the overlying skin or mucous membrane. **F., Smith's**, fracture of the lower end of the radius, from a quarter of an inch to an inch from the articular surface. **F., Spontaneous**, with but a slight force to cause it, as when there is disease of the bone.

Frænulum (*fræn-ū-lum*). See *Frenulum*.

Frænium (*fræn-ium*). See *Frenum*.

Fragilitas (*fraj-il'-it-as*) [L.]. Brittleness. In physiology, a want of flexile strength. **F. crinium**, an atrophic condition of the hair in which the individual hairs split into numerous fibrille, the cleavage in many cases being recognizable as far as to the roots, the fibrils often curling in several turns away from the axis of the shaft. **F. ossium**, abnormal brittleness of the bones.

Fragmentation (*frag-men-ta'-shun*) [*fragmentum*, a piece]. The subdivision into fragments; the separation of certain forms of bacilli, or other microorganisms, into joints which become new individuals; the division or segmentation of a cell. **F. of Calculi**, **Spontaneous**, the exfoliation and breaking up of a calculus by the action of the uric acid or other morbid products in the bladder.

Frambesia (*fram-be'-ze-ah*) [*frambæsia*, raspberry]. Yaws; Pian; Amboyna Button; Parangi; Coco; Endemic Verrugas. A tropical contagious disease of the skin, of long duration, characterized by dirty or bright-red raspberry-like tubercles, appearing usually on the face, toes, and genital organs. It is most frequent in young colored people.

Frambesial (*fram-be'-ze-ah*) [*frambæsia*, a raspberry]. Resembling, or pertaining to frambesia.

Frambesioid (*fram-be'-ze-oid*) [*frambæsia*, a raspberry; *oides*, likeness]. Resembling frambesia, or one of its tubercles.

- Franchimont's Test.** See *Tests, Table of*.
- Francis' Test.** See *Tests, Table of*.
- Franciscea** (*fran-sis'-e-ah*). See *Manaca*.
- Franck's Pill.** A purgative pill containing aloes 4, rhubarb 2, syrup of absinthe, *q. s.*
- Franco's Operations.** See *Operations, Table of*.
- Frangible** (*fran'-jib-l*) [*frangere*, to break]. Liable to fracture; breakable.
- Frangula** (*fran'-gu-lah*) [origin uncertain]. The bark (one year old) of *Rhamnus frangula*, or alder buckthorn. The fresh bark is a violent irritant; the old bark is a non-irritant purgative much used in the constipation of pregnancy. **Ext.** **Rhamni Frang.** (B. P.). Dose gr. xv- $\bar{5}$. **F., Ext., Fld.** Dose $\bar{5}$ ss-ij. **Ext. Rham. Frang. Liq.** (B. P.). Dose $\bar{5}$]—iv.
- Frangulin** (*fran'-gu-lin*) [origin uncertain], $C_{20}H_{20}O_{10}$, Rhamnoxanthin; a lemon-yellow, crystalline, odorless, and tasteless glucosid found in *Buckthorn*.
- Frank** [ME., *frank*, open]. Of a benign or favorable tendency; as a *frank* inflammation; sometimes also applied to remedies, in a similar sense.
- Frank's Operation.** See *Operations, Table of*.
- Fränkel's Apparatus.** A pneumatic apparatus. **F.'s Pneumobacillus.** See *Bacteria, Synonymatic Table*.
- Frankenhäuser, Ganglion of.** See *Ganglia, Table of*. **F.'s Micrococcus.** The micrococcus of pernicious anemia. See *Bacteria, Synonymatic Table of*.
- Frankenia** (*fran'-ke'-ne-ah*) [after Johann *Frank*]. A genus of heath-like herbs and undershrubs. **F. grandiflora**, of California, called *Yerba rheuma*, is astringent, and is a popular remedy for nasal, urethral and vaginal catarrhs. **F. portulacifolia**, of St. Helena, has been used as a substitute for tea. Other species of the genus are aromatic and stimulant. Unof.
- Frankfort Black.** See *Pigments, Conspectus of*. **F. Plane.** See *Plane*.
- Frankincense** (*fran'-k-in-sens*) [*francum inconsum*, pure incense]. A name given to a variety of resinous aromatic substances, especially the exudation of *Abies excelsa*; the term was originally, and properly, the same as *olibanum*. It is the concrete turpentine scraped off the trunks of *Pinus australis* and *P. tecta*. It is used externally as a slight stimulant and is contained in *Emplastrum picis* (B. P.).
- Frankland's Artificial Human Milk.** A nutritious preparation made from cow's milk as follows:—Allow $\frac{1}{2}$ of a pint of new milk to stand 12 hours; remove the cream, and mix it with $\frac{2}{3}$ of a pint of perfectly fresh cow's milk. Take the milk from which the cream was removed, and put into it a piece of rennet about an inch square (fluid rennet may be employed). Keep the vessel containing it in a warm place, until the milk is fully curdled, an operation requiring from 5 to 15 minutes according to the activity of the rennet. Break up the curd repeatedly, and carefully separate the whole of the whey, which should then be rapidly heated to boiling in a small tin-pan placed over a spirit-lamp or gas-lamp. During the heating a further quantity of casein, technically called "flettings," separates, and must be removed by straining through clean muslin. Now dissolve 110 grains of powdered sugar of milk in the hot whey, and mix it with $\frac{2}{3}$ of a pint of new milk to which the cream from the other fluid has already been added. The artificial milk should be used within 12 hours of its preparation. **F.'s Method**, a method of estimating the quantity of organic matter present in water. The organic carbon is oxidized and obtained as CO_2 , and the organic nitrogen is liberated in the free gaseous state and measured.
- Franklin** (*fran'-k-lin*) [from Benjamin *Franklin*]. A unit of static or frictional electricity. **F. Spectacles.** See *Bifocal*.
- Franklinic** (*fran'-k-lin'-ik*) [from B. *Franklin*]. Frictional. **F. Electricity**, static or frictional electricity.
- Franklinism** (*fran'-k-lin-izm*). Same as *Franklinization*.
- Franklinization** (*fran'-k-lin-iz-a'-shun*) [after B. *Franklin*]. The therapeutic use of frictional or static electricity.
- Frasera** (*fra'-zer-ah*). See *American Columbo*.
- Fraserin** (*fra'-zer-in*) [after John *Fraser*, an English botanist]. A precipitate from a tincture of the root of *Frasera canadensis*; it is atonic, stimulant, and mildly astringent. Dose $\bar{1}$ to 3 grains. Unof.
- Fraunhofer's Lines.** See *Absorption, and Lines Table*.
- Fraxin** (*fraks'-in*) [*fraxinus*, an ash-tree], $C_{21}H_{22}O_{13}$. A glucosid from the bark of certain species of ash (*Fraxinus excelsior*, etc.). It forms fine, white, four-sided prisms, of a bitter taste. It has been proposed as a remedy for gout, rheumatism, etc.
- Fraxinus** (*fraks-in'-us*) [L., "ash-tree."]. A genus of trees, order *Oleaceae*, to which the various species of the ash belong. **F. americana**, is useful in dysmenorrhea. A wine (*Vinum fraxini americane*, N. F.) is prepared from its inner bark. Dose, one fluidrachm. **F. excelsior**, of Europe, affords a medicinal bark, its leaves, and wood formerly being official. Chinese wax is collected from the branches of **F. chinensis**; and manna from **F. ornus** and **F. rotundifolia**.
- Freak** (*frök*) [ME., *fræke*, bold]. A popular name for a deformed person.
- Freckles** (*fræk'-lz*). See *Lentigo and Ephelides*.
- Freestone-hewers' Lung.** Synonym of *Pneumokoniosis*.
- Freezing** (*frē'-ing*) [ME., *freesen*, to freeze]. The congelation of liquids, especially of water. **F.-fluids**, liquid preparations, with boric acid, syrupy or gummy in consistence, in which tissue-specimens are immersed prior to freezing and section-cutting. **F.-machine**, an apparatus for producing intense cold by the evaporation of condensed gases. **F.-microtome**, a microtome attached to a contrivance for freezing artificially the tissue to be sectionized. It is used with very soft tissues. **F.-mixture**, a mixture of salts which absorb heat in undergoing solution. **F.-point**, the temperature at which a liquid freezes.
- Frère, Micrococcus of.** See *Bacteria, Table of*.
- Fremitus** (*frēm'-it-us*) [L., a murmur]. A tremor caused by the sympathetic vibration of some part or organ of the body in consonance with some other vibrating body. Also, a murmuring. **F., Friction**, the vibrations produced by the rubbing together of two dry surfaces of the pleura, and felt by the hand. It is met with frequently in dry pleurisy. **F., Rhonchal**, vibrations produced by the passage of air through a large bronchial tube containing mucus. It is most often felt in bronchitis. **F., Tactile**, the vibratory sensation conveyed to the hand applied to the chest of a speaking person. **F., Tussive**, the thrill felt when the hand is placed upon the chest while the patient coughs. **F., Vocal**. See *Vocal*.
- Fremontia** (*frē-mon'-she-ah*) [after John C. *Fremont*, an American explorer]. A genus of malvaceous shrubs. **F. californica**, Californian slippery elm, is not related botanically to the true elms, but its bark is used in the same way as that of the slippery elm.
- French** [*Francus*, a Frank]. Pertaining to France.
- F. Blue.** See *Artificial Ultramarine under Pigments, Conspectus of*. **F. Crust**, or **F. Distemper**. Synonym of *Syphilis*. **F. Green**. Same as *Schweinfurt Green*. **F. Measles**. Synonym of *Rötheln, q. v.* **F. Method**, the manual method of instruction of deaf-mutes. **F. Mulberry**. See *Gallicarpa*. **F. Pox**. Synonym of

Siphilis. **F. Purple**. Same as *Archi*. See *Pr. mnt.*, *Cong. tu. f.* **F. Red**. See *Pr. mnt.*, *Cong. tu. f.* **F. Spirit**, Brandy. **F. White**. Same as *W. l. f.*

Frenetic (*frē-nē-tik*) [*fr.*, *frē-nē-tik*]. Relating to mental disorder.

Freno-secretory (*frenō-sekrē-tōrē*) [*f.*, *frē-nē*; bridle; *sekretō*, a separation]. Exercising a restraining or inhibitory power over the secretions.

Frenulum (*frē-nū-lū-lūm*) [*fr.*, *frē-nē*; a bridle; *pl.*, *frē-nū-lū*]. A small or minute frenum. The name given to the cephalic portion of the valvula of the mesencephalon. In biology, a strong elastic bristle on the upper edge and near the base of the secondary wing of butterflies and moths, which folds the secondaries when at rest; it serves to lock the wings together.

Frenum (*frē-nū-mū*) [*fr.*, a curb]. A ligament, fold of integument, or other part, that checks or limits the movements of any organ. **F. dentis**, the socket of a tooth. **F. labiorum**, the fourchet or lower commissure of the *brida palatini*. **F. linguæ**, the bridle of the tongue. **F., Macdowel's**, the accessory fibers strengthening anteriorly the intermuscular septum of the deep fascia of the arm attached to the great pectoral tendon. **F. of Penis**, the fold on the lower surface of the glans penis connecting it with the prepuce.

Frenzy (*frēnzē*) [*ovrēnzē*; *ovr.*, brain; mind]. Extreme and violent mania. **F., Transitory**, a condition of impaired consciousness characterized by either an intense maniacal frenzy or a confused hallucinatory delirium, the duration of which does not exceed the period of a day or two.

Frere Côme, Arsenical Paste of. Arsenious acid and animal charcoal, each one part; mercuric sulphid, four parts; to be used only over a small area at a time. **F. C.'s Operation**. See *Operations Table*.

Fresco Colors. See *Pigments, Colors, and Dyestuffs*.

Fret [*ME.*, *frēten*, to eat up]. An abrasion; a chafing; herpes; tetter.

Fretting (*frē-tin-g*) [*ME.*, *frēten*, to eat up]. A chafing. Synonym of *Formit*.

Fretum (*frē-tū-m*) [*fr.*, a strait]. A constriction. **F. of Haller**, in the fetal heart, the constriction between the auricles and the ventricles.

Freund's Operations. See *Operations, Table of F.'s Test*. See *Tests, Table of*.

Frey's White Mass. A substance for injecting tissues. Precipitate from 125 to 185 c. c. of a cold, saturated, aqueous solution of barium chlorid by adding H_2SO_4 , drop by drop. Allow the precipitate to settle for 24 hours, and decant the clear fluid. The remaining mucilaginous mass is mixed with an equal volume of strong gelatin solution.

Friable (*frī-ā-b'l*) [*frīare*, to rub]. Easily broken or crumbled.

Friar's Balsam (*frī-ā-rz' hāl' sā-m*). A name given to the *Bal. amon t-amalikon*, N. F., and also to the very similar *Tinctura benzoini composita*, U. S. P. See *Benzoin*, and *W. l. Bal. am.*

Fricke's Operation. See *Operations, Table of*.

Friction (*frīk-shūn*) [*frictio*; *frīcare*, to rub]. 1. The act of rubbing. The process, in medicine, called shampooing. Also the inunction of a medicinal substance by rubbing. 2. In massage, firm circular manipulations, always followed by centripetal strokings. Friction may be practised with the thumb, with the tips of the fingers, or with one hand. **F.-fremitus**. See *Fr. mut.* **F.-sound**, the sound observed in auscultation, as a result of the rubbing together of adjacent parts, as of the pleural folds, the pericardium, or the peritoneum.

Friedländer, Bacillus of. See *Bacteria, Synonymic Table of*. **F.'s Hematoxylin Solution**. See *Stains, Table of*. **F.'s Method**, a method of staining *Pneumoniae occi*. See *Stains, Table of*. **F., Microbe of**. See *Bacteria, Synonymic Table of*.

Friedreich's Ataxia or Disease. Hereditary Ataxia, or Hereditary Ataxic Paraplegia, or Postero-lateral Sclerosis, depending on combined posterior and lateral sclerosis of the cord, and differing from tabes and ataxic paraplegia in the early age of its appearance, its hereditary nature, and some other features. Also applied to *Paramyoclonus multiplex*. See *Diseases, Table of*. **F.'s Sign**. See *Signs and Symptoms, Table of*.

Fright (*frīt*) [*ME.*, *frist*, fright]. Sudden and extreme fear. **F.-neuroses**, Pape's term for certain neuromimetic disorders following injury. This class of cases is generally considered under the name of "traumatic hysteria." Fright-neuroses are frequently encountered in males as the result of railway injuries.

Frigorific (*frīg-or-īf'īk*) [*frigus*, cold; *facere*, to make]. 1. Producing extreme cold. 2. That which produces extreme cold. **F. Mixture**, *Arnott's Mixture*; a mixture used as a local anesthetic. It consists of two parts of ice, and one of salt. These are pulverized separately in a canvas or linen bag, and then thoroughly mixed and surrounded by a piece of gauze. As soon as the mixture begins to melt it should be placed over the part to be anesthetized.

Fringe (*frīnj*) [*ME.*, *fringe*, a fringe]. See *Fimbria*. **F.-tree**, the bark of the root of *Chionanthus virginica*, a mild diuretic, aperient, and reputed alterative. Dose of the fld. ext. ʒ 3ss-j. Unof. See *Chionanthus*.

Frog [*ME.*, *frogge*, a frog]. 1. An amphibian of the family *Ranidae*. 2. In farriery, an elastic, horny substance that grows in the middle of the sole of a horse's foot, dividing it into two branches, and running toward the heel in the form of a fork. 3. A popular name for *Ranula*, q. v. It is also called *Frog-tongue*. **F., Cohnheim's**. See *Cohnheim*. **F.-face**, a facial deformity due to the growth of polypi or other tumors in the nasal cavities. A temporary condition of this kind may be due to orbital cellulitis or facial erysipelas. **F.-gait**, a peculiar hopping progression due to contractions of the flexors and adductors of the thighs, and to paralysis of the adductors. It is one of the results of infantile diplegia. **F.-headed**, the appellation given to anencephalic monsters, from their peculiar contour, which is due to the imperfect development of the orbits and the consequent apparent prominence of the eyes. **F.-spawn Matter**. See *Boiled-sago Matter*. **F.-tongue**. See *Frog*.

Froissement (*frōis-mōn(s)*) [*Fr.*, bruising]. In massage, a form of "rough attachment," of the skin and superficial tissues. See *Attachement*.

Frôlement (*frōl-mōn(s)*) [*Fr.*]. A brushing; in massage, a succession of slow, backward-and-forward movements, as from a center to a periphery, and the reverse. It is done with the palmar surface of the fingers, or with the roulet.

Fromage de Brie (*frō-māzh du(r)-brē*). See *Cheese*.

Frohmann's Lines. See *Line*.

Fron (*frōn*) [*frons*, a leafy branch]. In biology, a leaf-like expansion of certain invertebrates, especially such as resemble plants. A thallus, or organ in which the functions of leaf and stem are not fully differentiated.

Frondescence (*frōn-dē-sēns*) [*frondescere*, to put forth leaves]. In biology, the state of bursting into leaf. Cf. *Efoliation*, and *Phylloidy*.

Frondose (*frōn-dōs*) [*frondosus*, leafy]. In biology,

having thin, expanded parts. Thalloid, or like a thallus.

Frons (*fronz*) [L.; *gen., Frontis*]. The forehead.

Front (*frunt*) [*frons, the forehead*]. The forehead.

F. Combination. See *Combination*. **F.-tap Contraction of Gowers**. See *Contraction*, and *Reflux*, *Table of*.

Frontal (*frunt'-ad*) [*frons, the forehead; ad, to*]. Towards the frontal aspect.

Frontaliform (*frunt'-ad'-if-orm*) [*frons, front; forma, form*]. In biology, having the body extended in the direction of the forehead.

Frontal (*frunt'-al*) [*frontalis, of the forehead*]. 1. Pertaining to the anterior part or aspect of an organ or body. 2. More often, belonging to the *frons* or forehead. **F. Bone**, the anterior bone of the skull and superior bone of the face. **F. Crest**. See *Crest*. **F. Eminence**. See *Eminence*. **F. Lobe**. See *Lobe*. **F. Section**. See *Section*. **F. Sinuses**, the cavities, one over each orbit, of the frontal bone. **F. Triangle**. See *Triangles, Table of*.

Frontalis Muscle (*frun'-tal'-lis*) [*frontalis, of the forehead*]. The frontal portion of the occipito-frontal muscle. See *Muscles, Table of*.

Fronten (*frun'-ten*) [*frons, the forehead*]. Belonging to the frontal bone in itself.

Frontlet (*frunt'-let*) [*frons, the forehead*]. In biology, applied to the forehead of a bird when distinguished by some peculiarity.

Fronto- (*frun'-to-*) [*frons, the forehead*]. A prefix denoting anterior position; or, more often, expressing a relation with the *frons*, or forehead. **F.-alveolar**, relating to the frontal and alveolar regions. **F.-ethmoid**, relating to the frontal and ethmoid bones. **F.-occipital**, relating to both forehead and occiput. **F.-triangle**. See *Triangle*. **F.-orbital**, relating to forehead and orbit.

Frontodymia (*frun'-to-dim'-e-ah*). Same as *Cephalopagus* and *Cephalodymia*.

Frost [old Danish, *froste*, frost]. In farriery, to sharpen the front and hind parts of a horse's shoes. **F.-bite**, injury to the skin or a part from extreme cold, resulting in inflammation and gangrene; pagopexia. **F.-itch**, a name for *Prurigo hiemalis*. **F.-wort**. See *Helianthemum*.

Frosted Feet (*frus'-ted fet*). See *Chilblain*.

Froth [ME., *frothe*, froth]. Foam, as from the mouth.

F., Bronchial, that coming from the bronchial tubes, as in asthma.

Frottage (*frot'-ahzh'*) [Fr.]. A form of sexual perversion in which the orgasm is induced by simply rubbing against or toying with the clothing of women. An individual so afflicted is called a *frotteur*.

Frotteur (*fro-tair'*) [Fr.]. See *Frottage*.

Frown [ME., *fröwanen*, to scowl]. To scowl. A wrinkling of the brow.

Frozen Attitude (*fro'-zen at'-it-üd*). See *Attitude*.

Fructulose (*fruk'-tik'-u-lös*) [*fructiculum, dim. of fructus, fruit*]. In biology, bearing much fruit.

Fructification (*fruk'-tif-ik-a'-shun*) [*fructificare, to bear fruit*]. In biology, fecundation, fertilization, impregnation; the act of forming, or the production of fruit, of whatever sort.

Fructose (*fruk'-tös*) [*fructus, fruit*], $C_6H_{12}O_6$. Fruit-sugar, formerly called *levulose*; it is found in almost all sweet fruits. It is formed, together with grape-sugar, in the so-called *inversion*, or decomposition of cane-sugar, by boiling with acids or by the action of ferments. The mixture of the two is called *invert-sugar*. Fruit-sugar forms a thick syrup, which at $100^\circ C$. dries to a gummy, deliquescent mass. It may be crystallized in fine, silky needles, fusing at $95^\circ C$. It is more slowly

fermented by yeast than grape-sugar. It reduces an alkaline copper-solution in the same proportion as the latter. See also *Carbohydrates, Table of*.

Fruehjahrkatarrh [Ger.]. See *Ophthalmia, Spring*.

Frugivorous (*fru-jiv'-or-us*) [*frux, fruit; vorare, to devour*]. Fruit-eating.

Frühlingskatarrh (*frü'-lings-kat-arr*) [Ger.]. See *Vernal Conunctivitis* and *Ophthalmia, Spring*.

Fruit (*froot*) [*fructus, fruit*]. The developed ovary of a plant, and especially the succulent, fleshy parts gathered about the same. Also applied to the offspring of animals. **F.-sugar**. See *Sugar* and *Fructose*.

F.-dots. See *Sorus*.

Frumentaceous (*fru-men-ta'-she-us*) [*frumentum, grain*]. Belonging to or resembling grain.

Frumentum (*fru-men'-tum*) [L.]. Wheat or other grain. *Spiritus frumenti*, whisky. See *Spiritus*.

Frutescent (*fru-te'-ent*) [*frutex, a shrub*]. In biology, somewhat shrubby.

Frutex (*fru'-teks*) [L., a shrub, a bush; *pl. Frutice*]. In biology, a shrub; a woody, perennial plant, generally having several stems and not exceeding twenty feet in height.

Fruticose, or Fruticous (*fru'-tik-os, or -us*) [*frutex, a shrub*]. Shrubby.

Fruticulose (*fru-tik'-u-lös*) [*fruticulus, dim. of frutex, a shrub*]. In biology, resembling a small shrub.

Fryer's Apparatus. A transfusion apparatus made of a single piece of rubber with two bulbs. **F.'s Operation**. See *Operations, Table of*.

Fuchsin (*fook'-sin*) [after Leonard Fuchs], $C_{20}H_{19}N_3 \cdot HCl$. Roscin, Magenta, Eosin, Anilin red. The hydrochlorid of rosanilin, a lustrous, green, crystalline salt imparting an intense red to solutions. In large doses it produces violent emesis and purging. Injected into a vein it causes staggering and trembling. It is said to be efficient in reducing albuminuria. Dose gr. $\frac{1}{2}$ -iv. See *Pigments, Conspectus of*. **F.-bodies**, the name given by Russel to certain bodies found in carcinoma to which he attributes the causation of the growths; he refers them to the sprouting fungi. Other observers find similar bodies which they hold to be *coccidia*, while others consider them as crystals of safranin or other pigments used in the preparation.

Fuchsinophile (*fook'-sin'-o-fil*) [*fuchsin; oñiev, to love*]. Readily stained by fuchsin.

Fuciphagous (*fu-sil'-ag-us*). Same as *Fucivorous*.

Fucivorous (*fu-siv'-or-us*) [*fucus, a seaweed; vorare, to devour*]. In biology, applied to such animals as the dugong, certain marine turtles, etc., that feed on sea-weeds.

Fucus (*fu'-kus*) [*oñkos, seaweed*]. A genus of marine algae, the rock-weeds. **F. vesiculosus**, bladder-wrack, sea-wrack; a marine alga abundant on the seashore; it is used as an alterative and tonic. It is employed in goiter and glandular enlargements, but mainly as an empiric remedy for the absorption of fatty tissue in obesity. An extract for such purpose is sold under the name of anti-fat. Dose of the solid extract, gr. x; of the fluid extract, \mathfrak{z} j-ij. Unof.

Fuel (*fu'-el*) [ME., *fucl, a wood-yard*]. Combustible matter. **F.-gas**, natural gas mixed with air, used largely for manufacturing purposes as a substitute for solid fuel. Artificial gas, of the water gas type, not enriched with hydrocarbons for rendering it illuminant, is also sold as fuel-gas.

Fugacious (*fu-sal'-shus*) [*fugere, to flee*]. In biology, falling off, or fading early; fleeting; fugitive.

Fugitive Color (*fu'-jil-iv kul'-or*). See *Pigment, Colors, and Dye-stuffs*.

Fulgurant (*ful'-u-rant*) [*fulgurare, to flash; fulgur, lightning*]. Severe and terrific; as fulgurant pains.

- Fulguration** (*ful-jur-a'-shun*) [*fulguratio*, a stroke of lightning]. 1. Lightning-stroke. 2. A sensation of swiftly darting pains.
- Fuliginous** (*ful-ig'-in-us*) [*fuliginosus*, full of soot]. Smoke-like; very dark; soot-colored; applied to lips that are covered with dry, black crusts, as a "fuliginous coating."
- Fuligo** (*ful-ig'-i*) [L.]. Soot; sordes. **F. ligni**, the soot of a wood-fire; ointments and tinctures of it are popularly esteemed. It is a good disinfectant. **F. kali**, a preparation of soot boiled in caustic potash, and used in skin-diseases. Cf. *Antirrhakali*.
- Full** [ME., *ful*, full]. 1. Replete; filled. 2. Intoxicated. 3. Entire. **F. Bath**. See *Bath*.
- Fullers' Earth** (*ful'-erz-urth*). A siliceous non-fictile clay, used in the fulling of cloth, on account of its soapy quality; it was formerly used as an absorbent, like loam.
- Fuller's Lotion**. A lotion for rheumatic joints, composed of carbonate of soda, 6 drams; laudanum, 1 ounce; glycerin, 2 ounces, and water, 9 ounces. Saturate hot cloth with this and apply. **F.'s Pill**, a purgative pill, containing aloes, senna, asafetida, galbanum, myrrh, sulphate of iron, saffron, mace, oil of amber, honey, and alcohol.
- Fulling** (*ful'-ing*) [ME., *fullunge*, fulling]. In massage, a valuable method of kneading, named from the motion used by fullers in rubbing linen between their hands. It consists in holding the limb between the palms of both hands, with the fingers fully extended, and making a rapid to-and-fro movement with each, the result being that the limb is rolled back and forth between the hands.
- Fulmar Oil** (*ful'-mar*) [ME., *fulmar*]. Oil cast up from the stomach of the fulmar (*Procellaria glacialis*), a sea bird of the N. Atlantic. It has the general qualities of cod-liver oil.
- Fulminant, or Fulminating** (*ful'-min-ant*, or *ful'-min-a-ting*) [*fulminare*, to lighten]. Sudden, severe, and rapid in course; as fulminant glaucoma. Same as *Ex-uberant*, *q. v.*
- Fulminate** (*ful'-min-at*) [*fulmen*, lightning]. A compound of fulminic acid with a base, usually silver, gold, or mercury, characterized by highly explosive qualities.
- Fulminating** (*ful'-min-a-ting*). See *Fulminant*.
- Fulvous** (*ful'-v-u*) [*fulvus*, deep-yellow, tawny, flame-colored]. Having a tawny-yellow color.
- Fumaria** (*fu-ma'-re-ah*). See *Fumitory*.
- Fumaric** (*fu'-mar-in*) [*fumus*, smoke]. An alkaloid from *Fumaria officinalis*; recommended as strongly antipyretic. **Unof.**
- Fumigation** (*fu-mig-a'-shun*) [*fumigare*, to smoke]. Disinfection by exposure to the fumes of a vaporized disinfectant.
- Fumitory** (*fu-mit'-o-ri*) [*fumeo*, smoke; *terra*, earth]. The plants *Fumaria officinalis*, and *F. bulbosa*, herbs native to Europe; formerly esteemed as polycrest remedies, but now neglected; they are actively deobstruent and antifebrile. **Unof.**
- Fumous** (*fu'-mu*) [*fumeo*, smoke]. In biology, smoke-colored; fuliginous.
- Fumus** (*fu'-mu*) [L.]. Smoke. **F. terre**, old name for *Fumitory*.
- Function** (*fun'-k'-hun*) [*fungi*, to perform]. The normal or special action of a tissue, organ, or part of the body.
- Functional** (*fun'-k'-hun-a'*) [*fungi*, to perform]. Pertaining to the special action of an organ, whether physiologic or pathologic. **F. Disease**, one without appreciable organic alterations. **F. Spasm**, a term applied to any of the so-called fatigue-diseases.
- Functionalization** (*fun-k-shun-al-iz-a'-shun*) [*functio*, a function]. Restoration of a lost or diseased function.
- Fundal** (*fun'-dal*) [*fundus*, the bottom]. Relating to a fundus.
- Fundament** (*fun'-dam-ent*) [*fundamentum*; *fundus*, bottom]. 1. The foundation or base of a thing. 2. In embryology, the rudiment. 3. The anus.
- Fundamental** (*fun'-dam-ent'-al*) [*fundamentum*; *fundus*, bottom]. Pertaining to the foundation. **F. Tissue**, in biology, unspecialized parenchyma; those tissues of a plant through which the fibro-vascular bundles are distributed.
- Fundus** (*fun'-dus*) [*fundus*, the bottom]. The base of an organ. **F. Glands**, microscopic tubular glands of the cardiac portion of the gastric mucous membrane. **F. oculi**, the posterior and interior portion of the eye seen by the ophthalmoscope, comprising chiefly the retina, papilla, retinal vessels, etc. **F. uteri**, the part of the womb remotest from the cervix, and situated cephalad from the outlets of the oviducts. **F. vesicæ**, the basis, floor, or *bas fond* of the urinary bladder.
- Fungate** (*fung'-gat*) [*fungus*, a toadstool]. To grow up with a fungus form or appearance. Also to grow rapidly like a fungus (applied to certain pathologic growths).
- Fungi** (*fun'-ji*). See *Fungus*.
- Fungicide** (*fun'-jis-id*) [*fungus*, a toadstool; *cedere*, to kill]. 1. Destructive to fungi; bactericide. 2. An agent that destroys fungi or bacteria.
- Fungiform** (*fun'-jif-orm*) [*fungus*, a mushroom; *forma*, form]. Having the form of a mushroom. **F. Papillæ**, elevations upon the middle and back part of the tongue.
- Fungin** (*fun'-jin*) [*fungus*, a toadstool]. A peculiar principle found in most of the fungi. It is a whitish, soft, insipid, fleshy substance, insoluble in water, alcohol, ether, or weak H₂SO₄, soluble in heated hydrochloric acid.
- Fungoid** (*fung'-oid*) [*fungus*, a toadstool; *eidōs*, likeness]. Resembling a fungus; fungous.
- Fungosity** (*fung-gos'-it-e*) [*fungus*, a toadstool]. A fungous growth; the quality of being fungous.
- Fungous** (*fung'-gus*) [*fungus*, a toadstool]. Having the appearance or qualities of a fungus; excrescent, soft and swiftly-growing. **F. Endometritis**. See *Endometritis*.
- Fungus** (*fung'-gus*) [*fungus*, a toadstool; *pl.*, *Fungi*]. 1. An order of plants without stems, leaves or roots, consisting of juxtaposed cells, without chlorophyll. They reproduce by spores. The chief classes are the *Hymenomyces*, *Basidiomyces*, *Ascomycetes*, *Schizomyces*, and *Oömyces*. 2. A spongy, morbid excrescence, as proud-flesh. **F. of Brain**, hernia cerebri. **F. of Dura Mater**, a tumor of the skull, of malignant nature, originating in the layers of osteal cells. **F. Foot**. See *Foot*. **F. hæmatodes**, a bleeding tumor, generally a soft cancer.
- Funic** (*fu'-nik*) [*funicis*, a rope]. Pertaining to the funiculus or umbilical cord.
- Funicular** (*fu-nik'-u-lar*) [*funicis*, a rope]. Relating to the funiculus. **F. Souffle**, a hissing sound synchronous with that of the fetal heart, heard in auscultating the pregnant abdomen. It is heard in only from 14 to 15 per cent. of cases, and is referable to the umbilical cord.
- Funiculitis** (*fu-nik-u-lit'-tis*) [*funiculus*, the spermatic cord; *itis*, inflammation]. Inflammation of the spermatic cord.
- Funiculus** (*fu-nik'-u-lus*) [L., a cord; dim. of *funicis*, a rope]. 1. In biology, applied to various cord-like structures, as the spermatic cord, the umbilical

cord of mammals or its analogue in lower animals, the ultimate nerve-bundles, the attachment of the base of the stomach of a polyp with the bottom of its cell, the slender part of the clubbed antenna of an insect, the stalk of an ovule or seed, etc.

2. A bundle of nerve-fibers in a sheath of perineurium.

3. A name, variously qualified, for the different columns of the spinal cord and obolonga; as the *F. cuneatus*, *F. gracilis*, *F. of Rolando*, *F. teres*.

F. cuneatus. See *Column of Burdach*. **F. gracilis.** See *Column of Goll*.

Funiform (*fu'-nif-orm*) [*funis*, rope; *forma*, shape]. In biology, resembling a rope or cord.

Funis (*fu'-nis*) [L.]. A cord; applied to the umbilical cord.

Funnel (*fun'-el*) [Old Fr., *fonel*]. 1. A wide-mouthed, conic vessel ending in a tube, designed to aid in the speedy and safe transfer of liquids from one vessel to another. It is also used as a support for paper-filters.

2. An infundibulum. **F. Mitral**, a condition of the mitral valve in mitral stenosis in which the left auricle and the valve-structures are transformed into a hollow cone. This condition is also called *Button-hole Mitral*.

F., Muscular, the funnel-shaped space bounded by the four straight muscles of the eye; its apex is at the optic foramen, the eyeball forms its base, and along its axis runs the optic nerve. **F.-shaped Pelvis**, a congenital deformity of the pelvis, in which it retains its fetal or funnel shape. **F., Vascular**, the light-hued depression at the center of the disc of the retina; if exaggerated, it forms a so-called physiologic cup.

Funny Bone (*fun'-e bon*). The internal condyle of the humerus. Being crossed superficially by the ulnar nerve, blows upon it give an unpleasant sensation to the hand; whence the name.

Fur [ME., *furre*, fur]. A coating of morbid matters, including an increased amount of epithelium, seen upon the tongue in various conditions of disease.

Furan (*fu'-an*) [*furfur*, bran], C_4H_4O . Furfuran; tetrol; a product of the destructive distillation of pine-wood; it is also produced synthetically by the distillation of pyromucic acid. It is a liquid, insoluble in water, with a peculiar odor, and boiling at $32^\circ C$. It yields bluish-violet dyestuffs with isatin and sulphuric acid, and violet-red with phenanthraquinone.

Fürbringer's Method. A method of cleansing the hands and nails of operators. The hands and forearms having been thoroughly cleansed by scrubbing with soap and warm water and the nails carefully cleansed, the hands and forearms are dipped for at least a minute in absolute alcohol, then immediately into warm bichlorid of mercury solution (1:1000) and well scrubbed with a nail-brush, the nails receiving particular attention.

Furca (*fu'-kah*) [L., a fork]. A fork. **F. orbitalis**, the orbital fork; one of the earliest signs of the orbit seen in the embryo; it is a mere trace of bifurcated bony tissue.

Furcate (*fu'-kat*) [*furca*, a fork]. In biology, forked; divided into two equal branches.

Furcula (*fu'-ku-lah*) [L., dim. of *furca*, a fork]. In biology, applied to various forked structures, as the united clavicles (wish-bone or merry-thought) of a bird, or the bifid processes of certain insects.

Furfur (*fu'-fu*) [L.]. Dandruff or perrigo; scurf; the bran of flour. **F., Microsporon.** See *Tinea versicolor*.

Furfuraceous (*fu'-fu-a'-she-us*) [*furfur*, bran]. Resembling bran. Applied also to dandruff-covered skin.

Furfuran (*fu'-fu-ran*). See *Furan*.

Furfurin (*fu'-fu-rin*) [*furfur*, bran], $C_{11}H_{12}N_2O_3$. A basic crystalline principle derivable from furfural; it has been proposed as an antipyretic and tonic remedy.

Furfurool (*fu'-fu-rol*) [*furfur*, bran; *oleum*, oil], $C_5H_4O_2$. The aldehyd of furfuryl alcohol is produced in the distillation of bran with dilute H_2SO_4 , or of sugar, etc. It is also derived from arabinose or xylose and occurs in the decomposition-products of albuminoid bodies, as meat, cheese, urine, etc. With phenylhydrazin it forms a nearly insoluble compound, *fur-furool hydrazon*. It is a colorless volatile oil, with an aromatic odor. Its specific gravity at $130^\circ C$. is 1.163. It boils at $162^\circ C$. It combines with dimethylanilin to form a green dye-stuff, corresponding to malachite green. It exists in certain new whiskies; but as the spirit becomes older the furfurool gradually disappears.

Furibund (*fu'-re-bund*) [*furibundus*, raging]. Raging; maniacal (applied to certain insane patients).

Furor (*fu'-ror*) [L.]. Madness; fury; a maniacal attack. **F. genitalis.** Same as *Erotomania*. **F. epilepticus**, epileptic insanity. **F. transitorius.** See *Mania, Transitory*. **F. uterinus.** See *Nymphomania*.

Furred (*fu'rd*) [ME., *furve*, fur]. Having an abnormal coating of granular or epithelial scales and other matter; as a furred tongue.

Furrow (*fu'-ro*) [ME., *furwe*, a groove]. A groove or trench. **F., Auriculo-ventricular**, the great transverse groove separating the auricles of the heart from the ventricles. **F., Digital**, one of the transverse lines or furrows on the palmar surface of the fingers. **F., Genital**, a groove appearing on the genital tubercle of the fetus at the end of the second month. **F., Interventricular**, two longitudinal grooves separating the two ventricles of the heart. **F., Jadelot's.** See *Jadelot's Lines*, or *Furrows*.

Furrowing (*fu'-ro-ing*) [ME., *furwe*, a groove]. In biology, the process of segmentation of the yolk of an egg in some animals, as *Amphibia*.

Furuncle (*fu'-rung-kl*). See *Furunculus*.

Furunculosis (*fu-rung-ku-lo'-sis*) [*furunculus*, a boil]. The morbid condition that is associated with the production of furuncles.

Furunculous (*fu-rung'-ku-lus*) [*furunculus*, a boil]. Characterized by a continuous production of furuncles.

Furunculus (*fu-rung'-ku-lus*) [L.]. A boil. A local inflammatory affection, commonly involving a skin-gland or hair-follicle, ending in necrosis and central suppuration of adjacent parts. It begins with painful induration, followed by swelling, finally suppurating and sloughing at the "core." **F. orientalis**, Oriental Boil, Aleppo Boil, Delhi Boil, Biscara Button, Gafa Button, Kandahar Sore, Pendjeh Sore, Natal Sore. A local disease, marked by the successive formation of papule, tubercle, scab, and sharply circumscribed ulcer on the face, especially the cheeks and angle of the mouth. It is common along the shores of the Mediterranean Sea.

Fuscescent (*fu-ses'-ent*) [*fuscus*, dusky]. In biology, of a dark-brownish tinge.

Fuscine (*fu'-sin*) [*fuscus*, dark]. Retinal melanin. A pigment found as minute granules imbedded in the cell-substance and processes of the retinal epithelium.

Fuscoferruginous (*fu-ko-fer-oo'-jin-us*) [*fuscus*, dark; *ferruginous*, rusty]. Brownish; rust-colored.

Fuscotestaceous (*fu-ko-tes-ta'-she-us*) [*fuscus*, dark, dusky; *testaceous*, brick-colored]. Dull reddish-brown.

Fuscous (*fu'-kus*) [*fuscus*, dusky]. Grayish-brown.

Fusel Oil (*fu'-zel*). See *Alcohol*.

Fusible (*fu'-zib-l*) [*fusus*, melted]. That which may be fused or melted. **F. Calculus.** See *Calculus*.

Fusiform (*fu'-sif-orm*) [*fusus*, a spindle; *forma*, shape]. Spindle-shaped; larger in the middle and diminishing in diameter toward either end; applied to cells, fibers, etc.

Fusion (*fū' shun*) [*fusio; fundere*, to pour out]. The process of liquefying a solid by the agency of heat.

Fuso-cellular (*fū' kō-sē' u-lar*) [*fusa*, a spindle; *-ita*, a cell]. Spindle-celled; as a fuso-cellular sarcoma.

Fustic (*fū' tisk*) [*Fr., fustic*]. A yellow dye-stuff, the wood of *Croton tigliarius*, an urticaceous tree of tropical America. The wood of *Rhus glabra*, or Venetian sumach, is called *young fustic*.

Fustigation (*fus-tig-a'-shun*) [*justigare*, to beat]. Flagellation. **F., Electric**, an application of electricity in which the surface of the body is rapidly tapped with the electrodes of an induced current.

Fustin (*fus'-tin*) [*fastus*, a knotted stick], $C_{15}H_{10}O_6$. A yellow crystalline coloring-matter obtained from *Rhus cotinus*. See *Pigments, Conspectus of*.

Fuzzball (*fuz'-bārl*). See *Bovista*.

G.

G. Abbreviation of *gram*.

Gabbett's Method. A method of detecting tubercle-bacilli in cover-glass preparations. See *Stain, Table of*.

Gabian (*gā' bi-an*) [*Fr.*]. A variety of naphtha or petroleum from Gabian, a town of France, in Héruault; of an gabanum.

Gaboon Chocolate (*gā' bōon' shōk'-ōl-ē*). See *Iba*.

Gad-fly (*gād' fly*) [*gad*, a goad; *ME., flye*, a fly]. A dipterous insect belonging to the genus *Tabanus*. Also applied to flies of the genus *Exetis*.

Gadolin (*gā' dō-lin*) [from *Gadus callarias*, haddock], $C_2H_2NO_2$. A ptomaine obtained from decomposing haddock, and also from cultures of the bacteria of human feces. It acts as a decided poison when given in large doses.

Gaduin (*gād' u-in*) [*gadus*, the codfish], $C_2H_{10}O_2$. A fatty principle occurring in cod liver oil; it is a dark-brown, brittle substance.

Gadus (*gād' us*) [*gadus*, the whiting]. A genus of fish. **G. morrhua**, the cod; a fish from the livers of which cod liver oil is obtained. See *Morhuin*.

Gæophagia (*gæ' ōf-ē-ā-jā*). See *Gæophagy*.

Gaertner, Ducts of. See *Duct*.

Gaitky's Method. A method of staining the bacillus of typhoid fever. See *Stain, Table of*.

Gafsa Button (*gā' fā-sā' but' n*). See *Furum uicentiale*.

Gag [*gag-gan*, to suffocate]. An instrument, generally made of flexible rubber, placed between the teeth to prevent closure of the jaws during the administration of nitrous-oxid gas, or in operations on the mouth.

Gage's Solution. See *Stain, Table of*.

Gaiac (*gā' i-ak*). Same as *Guaiaacu*.

Gaillard's Suture. See *Suture*.

Gait (*gā' t*) [*AS.*]. The manner of progression by walking. The peculiarities of the gait may assume great diagnostic importance in cases of central nervous disorder. **G., Cerebellar**, a gait in which the feet are widely spread apart for support, and associated with a staggering movement. It is due to disease, usually removal, of the middle lobe of the cerebellum. **G., Equine**, a gait in which the foot hangs down and cannot be moved, progression being accomplished by flexing the thigh on the abdomen. It is seen in peroneal paralysis. **G., Frog**, the characteristic hopping gait of intestinal paralysis.

Gal. Abbreviation of *gram*.

Galactacrasia (*gā' lak-tā' krā' sī-ā*) [*gala*, milk; *-crasia*, privy; *crasis*, mixture]. Defect or abnormality in the composition of the milk.

Galactemia (*gā' lak-tē-mī-ā*). See *Gala-themia*.

Galactagogue (*gā' lak-tā' gō*) [*gala*, milk; *agōgos*, leading]. A medicine that increases the secretion of milk. 2. An

agent that increases the secretion of milk in the breast.

Galactangiroleucitis (*gā' lak-tān-jē-o-lu-sī' tīs*) [*gala*, milk; *angiōion*, vessel; *leukōs*, white]. Lymphangitis associated with lactation.

Galactapostema (*gā' lak-tāp-ōs-tē' mah*) [*gala*, milk; *apōstema*, abscess; *pl., Galactapostemata*]. Milk-abscess; mammary abscess associated with lactation.

Galactedema (*gā' lak-tē-dē' mah*) [*gala*, milk; *oedema*, a swelling]. Swelling of the mamma due to accumulation of milk within it.

Galacthemia (*gā' lak-tē-me-ah*) [*gala*, milk; *aima*, blood]. 1. A milky state or appearance of the blood. 2. Bloody milk, or the giving of bloody milk.

Galactia (*gā' lak-tē-ah*) [*gala*, milk]. A genus of diseases, according to Good's Nosology, embracing defective or abnormal secretion of milk. **G. virorum**, the secretion of milk by the male.

Galactic (*gā' lak-tik*) [*gala*, milky]. Relating to or promoting the flow of milk.

Galactidrosis (*gā' lak-tid-rō' sīs*) [*gala*, milk; *idros*, sweat]. The sweating of a milk-like fluid.

Galactin (*gā' lak-tin*) [*gala*, milk]. 1. Same as *Lactose*. 2. An amorphous alkaloid or base, reported to be obtainable from milk. 3. A wax obtained from the sap of the S. American cow-tree, *Galactodendron utile*; it is used locally in candle-making. 4. $C_5H_{10}O_5$, a carbohydrate from the seeds of leguminous plants.

Galactirrhœa (*gā' lak-tēr-ē' ah*). See *Galactorrhœa*.

Galactoblast (*gā' lak-to' blast*) [*gala*, milk; *blastōs*, a germ]. A peculiar fat-containing globule found in the acini of the mammary gland.

Galactocœle (*gā' lak-tō-sēl*) [*gala*, milk; *kōlē*, tumor]. 1. A cystic tumor of the female breast due to a collection of milk and resulting from closure of a milk-duct. 2. Hydrocœle with milky contents.

Galactodendron (*gā' lak-to-dēn'-dron*) [*gala*, milk; *dendron*, a tree]. The cow-tree. See *Brosimum*.

Galactoglycosuria (*gā' lak-tō-glī-ko-sū' rē-ah*) [*gala*, milk; *glykōs*, sweet; *ōsōn*, urine]. Glycosuria dependent upon lactation.

Galactoid (*gā' lak-tōid*) [*gala*, milk; *eidos*, form]. Resembling milk.

Galactoma (*gā' lak-tō' mah*) [*gala*, milk; *ōma*, a tumor; *pl., Galactomata*]. Same as *Galactocœle*.

Galactometer (*gā' lak-tōm'-ē-er*). See *Lactometer*.

Galactoncus (*gā' lak-tōng'-kus*) [*gala*, milk; *ōkos*, a swelling]. Same as *Galactocœle*.

Galactonic Acid (*gā' lak-tōn'-ik*). See *Lactonic Acid*.

Galactophagous (*gā' lak-tōff'-ag-us*) [*gala*, milk; *phagōn*, to eat]. Milk-eating.

Galactophlebitis (*gā' lak-tō-flē-bī' tīs*) [*gala*, milk; *phlebitis*, vein; *itis*, inflammation]. 1. Milk-leg; phleg-

- masia alba dolens; phlebitis associated with lactation.
2. Phlebitis in a suckling child.
- Galactophlysis** (*gal-ak-toff'-lis-is*) [*γάλα, milk; φλίσις, eruption*]. A vesicular eruption containing a milk-like fluid, and associated with a suppression of lactation.
- Galactophora** (*gal-ak-toff'-or-ah*) [*γάλα, milk; φέρειν, to bear*]. Remedies that increase the secretion of milk.
- Galactophoritis** (*gal-ak-toff'-or-'tis*) [*γάλα, milk; φέρον, to bear; τρις, inflammation*]. Inflammation of a milk-duct.
- Galactophorous** (*gal-ak-toff'-or-us*) [*γάλα, milk; φέρον, to bear*]. Milk-bearing. **G. Ducts**, the excretory ducts of the mammae.
- Galactophorus** (*gal-ak-toff'-or-us*) [*γάλα, milk; φέρον, to bear*]. An artificial nipple placed over the natural organ in order to facilitate suckling and also to protect the natural nipple when abraded.
- Galactophthisis** (*gal-ak-toff'-this-is*) [*γάλα, milk; φθίσις, consumption*]. Emaciation and debility due to excessive secretion of milk.
- Galactophyga** (*gal-ak-toff'-ig-ah*) [*γάλα, milk; φείγειν, to shun*]. Remedies employed to arrest the secretion of milk.
- Galactophygous** (*gal-ak-toff'-ig-us*) [*γάλα, milk; φεύγῃ, flight*]. Having the power to reduce or arrest the secretion of milk.
- Galactoplasia** (*gal-ak-to-pla'-ne-ah*) [*γάλα, milk; πλάνη, a wandering*]. The metastasis of milk; any secretion or discharge of a milky fluid consequent upon a suppression of lactation.
- Galactoplerosis** (*gal-ak-to-ple-ro'-sis*) [*γάλα, milk; πλήρωσις, a filling*]. Distention of the mamma from hypersecretion of milk, or from closure of the milk-ducts.
- Galactopoietic** (*gal-ak-to-poi-et'-ik*) [*γάλα, milk; ποιέειν, to make*]. Inducing the secretion of milk; concerned in the secretion of milk.
- Galactoposia** (*gal-ak-to-po'-si-ah*) [*γάλα, milk; πόσις, drinking*]. "Milk-cure." The treatment of diseases by the use of a milk-diet.
- Galactopyretic** (*gal-ak-to-pi-ret'-ik*) [*γάλα, milk; πυρετός, fever*]. Relating to milk-fever.
- Galactopyretus** (*gal-ak-to-pi'-ret-us*) [*γάλα, milk; πυρετός, fever*]. Milk-fever; the febricula that may attend the establishment of lactation; it is a form of septic infection.
- Galactorrhœa** (*gal-ak-tor-el-ah*) [*γάλα, milk; ροία, a flow*]. An excessive secretion and flow of milk in a nursing woman.
- Galactoschesis** (*gal-ak-tos'-kes-is*) [*γάλα, milk; σχίσις, retention*]. The retention or suppression of the milk.
- Galactoscope** (*gal-ak'-to-skop*). See *Lactoscope*.
- Galactose** (*gal-ak'-tos*) [*γάλα, milk*]. $C_6H_{12}O_6$. Lactose, the aldose, of dextro-rotation. It is formed on boiling milk-sugar with dilute acids, and is obtained from such gums as yield mucic acid when oxidized. It crystallizes in nodules of grouped needles or leaflets, that melt at 166° C. Its solution is dextro-rotatory. It readily reduces alkaline copper-solutions and is fermentable with yeast. See *Carbohydrates, Table of*.
- Galactosis** (*gal-ak-to'-sis*) [*γάλακτωσις; γάλα, milk*]. The secretion of milk.
- Galactostasis** (*gal-ak-tos'-tas-is*) [*γάλα, milk; στάσις, stoppage*]. A morbid collection or stoppage of the milk.
- Galactosyrinx** (*gal-ak-to-sir'-ingks*) [*γάλα, milk; σίρυγξ, a pipe*]. Lacteal fistula.
- Galactotherapy** (*gal-ak-to-ther'-ap-e*) [*γάλα, milk; θεραπεύειν, treatment*]. 1. The treatment of disease in suckling infants by the administration of the remedies to the mother or wet-nurse. 2. Milk-cure; galactoposia.
- Galactotrophy** (*gal-ak-tol'-ro-fi*) [*γάλα, milk; τροφή, nourishment*]. Nourishing with milk only.
- Galactozemia** (*gal-ak-to-zel'-me-ah*) [*γάλα, milk; ζῆμα, loss*]. 1. Loss, diminution, or suppression of the milk by failure of secretion. 2. Loss of milk by wastage; oozing of milk from the nipple.
- Galactozyme** (*gal-ak'-to-zim*) [*γάλα, milk; ζῆμα, leaven*]. 1. A drink made by the fermentation of milk, as kefir, or kumiss; also milk fermented with common yeast.
- Galacturia** (*gal-ak-tu'-re-ah*) [*γάλα, milk; ὕρον, urine*]. Milkiness of the urine; chyluria.
- Gala-heptose** (*ga-lah-hep'-tos*). See *Carbohydrate, Table of*.
- Galanga, or Galangal** (*gal-ang'-gah, or gall'-an-gal*) [*Chi.*]. The rhizome of *Alpinia officinarum*, and of *Kaempferia galanga* (great galangal), much resembling ginger. It was formerly brought from China and India, but is now little used. **Unof.**
- Galax** (*gal'-laks*) [*γάλα, milk*]. A genus of diapensiaceous plants. **G. aphylla**, of N. America (carpenter's leaf, "galax," beetle-weed), has an astringent root, and the leaves are said to be vulnerary. **Unof.**
- Galazyme** (*gal'-az-um*) [*γάλα, milk; ζῆμα, leaven*]. A fermented drink, made on the Continent, from milk by adding to it sugar and a special ferment.
- Galbanum** (*gal'-ban-um*) [*Heb., khelbenah, white milk*]. 1. A gum-resin of *Ferula galbaniflua*, and *F. rubricaulis*, native to Asia. It is expectorant, stimulant, and antispasmodic, and is useful in chronic bronchitis and catarrh. Dose gr. x-xx. **G., Pil., Comp.**, each pill contains galbanum gr. iss, myrrh gr. iss, asafetida gr. ss, and syrup. Dose ij-ijj. **G., Emplastrum**, galbanum 16, turpentine 2, Burgundy pitch 6, lead-plaster 76 parts. 2. Locally, in the U. S., Burgundy pitch is popularly called *galbanum* and is sold under that name.
- Galbiati Knife** (*gal-be-at'-e*) [*Galbiati, an Italian obstetrician*]. A special knife used in the operation of symphysiotomy.
- Galbulus** (*gal'-bul-us*) [*L., the nut of the cypress-tree; pl., Galbuli*]. In biology, a closed, fleshy, berry-like cone, as the fruit of the juniper.
- Gale** (*gal'*) [*ME., gavel, gale*]. 1. A shrub, *Myrica gale*, sweet gale of cool regions; it has an aromatic odor, and is used locally for external parasites. See *Sweet Gale*. 2. The fern-gale, or sweet fern. See *Sweet Fern*. **G. bedouine**. See *Lichen implex*.
- Galea** (*gal'-le-ah*) [*galea; γάβια, helmet; pl., Galeæ*]. 1. A form of head-bandage. 2. Headache extending all over the head. 3. The aponeurotic portion of the occipito-frontal muscle. 4. In biology, applied to various helmet-shaped parts or organs. **G. capitis**, a fascial investment covering the crown of the head.
- Galeamaurosis** (*ga-le-am-aw-ro'-sis*) [*γάβια, cat, weasel; ἀμαυρόειν, to darken*]. See *Amayrotic Cat's Eye*.
- Galeanthropy** (*ga-le-an'-thro-pi*) [*γάβια, cat, weasel; ἀνθρωπος, man*]. A form of zoanthropy in which the patient believes himself to be transformed into or inhabited by a cat.
- Galeati, Glands of**. See *Crypts of Lieberkühn*.
- Galen** (*gal'-len*). An ancient physician. A. D. 130-200.
- G.'s Anastomosis**, that between the superior and inferior laryngeal nerves. **G.'s Bandage**. See *Bandage*. **G.'s Cerate**, a cerate composed of white wax, 1; oil of almonds, 4; rose-water, 3. **G., Veins of**. See *Vein*.
- Galena** (*ga-le'-nah*) [*γάληνη, lead ore*]. 1. A remedy for poison. 2. Native lead sulphid.
- Galenic, Galenical** (*gal-en'-ik, -al*) [*Galen, an ancient physician*]. Relating to or consistent with the teachings of Galen. Medicines were said to be *galenic*

- (a) when they were of vegetable origin, and not chemic or spagyric; (b) when they were designed for the use of human patients, and were not veterinary; (c) the term was often nearly equivalent to *chamaia*, or *phana*, in the modern sense of the latter word.
- Galenism** (*gal'-i-n-izm*) [*gal'en*, an ancient physician]. The system or theory of medicine taught by Galen and his followers.
- Galeopsis** (*gal'-e-op-sis*) [*gal'eis*, a weasel; *opsis*, appearance]. A genus of labiate plants; hemp nettle.
- G. ladanum**, of Europe, is a popular remedy for coughs. The oil of the seeds of **G. tetrahit**, of Europe and N. America, is said to be a vermifuge.
- Galeria**, or **Galeropsis** (*gal'-e-r-ia*, or *gal'er-op'-sis*) [*gal'eis*, cheerful; *opsis*, vision]. A preternaturally clear and light appearance of objects due to some perversion of the visual apparatus.
- Galianconism** (*gal'-i-an-izm*) [*gal'iankon*, a short-armed person; *gal'eis*, weasel; *ankon*, elbow]. Atrophy of the arm, with shortening.
- Galipe's Test**. See *Tests, Table of*.
- Galipea** (*gal'-i-pe-a*) [L.]. A genus of tropical American rutaceous shrubs and trees. **G. cusparia** and **G. officinalis** afford an *argentea bark*, *q. v.*, also called *cusparia bark*.
- Galipein** (*gal'-i-pe-in*) [*gal'ipea*], $C_{20}H_{21}NO_3$. An alkaloid from cusparia bark.
- Galipot** (*gal'-i-pot*) [L.]. Crude Burgundy pitch. Cf. *Galls*.
- Galium** (*gal'-i-um*) [*gal'ium*, milk-wort]. A genus of rubiaceous plants of many species, several of which are used in popular medicine. Among them are **G. californicum**, **G. circæzans**, **G. pilosum**, and **G. trifidum**, in N. America, and **G. mollugo**, **G. cruciatum**, and **G. verum** in Europe. See, also, *Ladies' Bitters*. **G. aparine**, goose-grass, cleavers, or clevers, a succulent plant, the juice of which is a popular remedy in strumous affections, and is said to be a urinary diuretic. Dose of the juice $\bar{5}$ v; of the fluid extract $\bar{5}$ m. *Umf.*
- Gall** (*gal'-i*) [ME., *gal'le*; *gal'la*, bile]. The bile. The juice normally secreted by the liver. See *Galla*. **G.-bladder**, the pear-shaped sac in the right lobe of the liver, constituting the reservoir for the bile. See *Cholecyst*. **G.-cyst**, the gall bladder. **G.-duct**. See *Duct*. **G.-fever**, a synonym of intermittent fever. **G.-stones**, the calcareous concretions occasionally formed in the gall bladder and its ducts. They are usually of small size, but may be as large as a pigeon's egg. They are composed of the bile pigments and acids, cholesterin, various salts, especially of lime and magnesia. Cholesterin is the chief constituent. They give rise to acute attacks of intense pain, the so-called *colic*.
- Galla** (*gal'-la*) [L]. Nut-gall. An excrescence on the leaves of oyer's oak, *Quercus luvitana*, caused by the deposited ova of an insect. It contains tannic acid from 10 to 75 per cent, gallic acid 5 per cent. Dose, gr. xv. **G., Tinct.**, 20 per cent. Dose $\bar{5}$ ss-ijj.
- G., Unguentum**, 10 per cent. See *Ung.*, *Tannic*. **G., Unguentum, cum opii** (B.P.), an astringent and sedative ointment.
- Gallacetophenone** (*gal'-a-cet'-o-fen-om*) [*galla*, gall; *acetom*, a pl.; *fen-om'*]. A yellow powder with the formula $CH_3CO_2C_6H_4OH$, prepared from pyrogallol and acetic anhydride. It is used as a 10 per cent. ointment in dermatology.
- Gallein** (*gal'-le-in*) [$C_{12}H_8O_4$]. Pyrogallol phthalein; one of the coal-tar colors, obtained on heating pyrogallol with phthalic anhydride to 200° C. It dissolves with a dulcified color in alcohol, and with a beautiful blue color in alkalis. It is an important dye-stuff, producing tolerably fast shades of purple and violet on cotton, wool, and silk. See *Pigments*.
- Gallic** (*gal'-ik*) [*galla*, an oak-gall]. Pertaining to the oak-gall or nut gall. **G. Acid**. See *Acid, Gallic*.
- Gallipoli Oil** (*gal'-e-pol'-le*). See *Turkey-red Oil*.
- Gallipot** (*gal'-e-pot*) [OD., *gleyopot*, a gallipot]. An apothecary's pot for holding ointments or confectios.
- Gallisin** (*gal'-is-in*) [*galla*, an oak-gall], $C_{12}H_{24}O_{10}$. An unfermentable carbohydrate found in starch-sugar. It is prepared by fermenting a 20 per cent. solution of starch-sugar with yeast at 18° or 20° C. for five or six days. In the pure state it is a white, amorphous, extremely hygroscopic powder; its taste is at first sweet, but afterward becomes insipid; it is easily decomposed by heat; is readily soluble in water, nearly insoluble in absolute alcohol. It is dextro-rotatory and reduces copper-solution.
- Gallium** (*gal'-e-um*) [*Gallia*, Gaul]. A rare metal (symbol Ga., sp. gr. 5.935), extremely fusible, and related in chemic properties to aluminum, like which it is capable of forming a series of alums. Some of its compounds are poisonous. See *Elements, Table of*.
- Gallivorous** (*gal'-iv'-or-us*) [*galla*, a gall-nut; *vorare*, to eat, devour]. In biology, applied to the larvae of gall-producing insects that feed on the inside of the nut-gall.
- Gallization** (*gal'-iz-a'-shun*). A method of improving wine, by which the must of a bad year is brought up to the standard found to belong to a good must (24 per cent. of sugar, 0.6 per cent. of acid, and 75.4 per cent. of water) by correcting the ratio of acid to sugar. This is done by adding sugar and water in sufficient quantity.
- Gallocyanin** (*gal'-o-si'-an-in*) [*galla*, gall (-nut); *kyanos*, blue], $C_{15}H_{12}N_2O_3$. A compound produced by the action of nitroso-dimethyl-anilin upon gallic acid, catechuic acid, etc. It forms shining green needles, and serves as a beautiful violet-colored lake in calico print. See *Pigments, Conspectus of*.
- Galloflavin** (*gal'-o-flav'-in*). See *Pigments*.
- Gallois' Test**. See *Tests, Table of*.
- Gallon** (*gal'-on*) [ME., *gallon*, a gallon]. A standard unit of volumetric measurement, having in the United States a capacity of 231 cu. in., and equivalent to a weight of 58,328.8 grams of distilled water at maximum density. In Great Britain its capacity is 277.27 cu. in.
- G., Miniature**, in water-testing, a name given to 70 c.c.
- Gallop Rhythm** (*gal'-up-ri-thm*). A peculiar form of cardiac arrhythmia, in which the sounds resemble the footfall of a horse in cantering. It is expressed by the words "rat-tat-tat." It is most frequently heard in interstitial nephritis and arterio-sclerosis. It is said to be met with also in healthy persons.
- Galloping Consumption**. The popular term for that very rapidly fatal form of pulmonary tuberculosis, in which there is rapid destruction of the lung-tissue on both sides. It is also called *Florid Phthisis*. **G. Paresis**, rapidly progressive general paralysis.
- Galton's Whistle**. An instrument used for testing the perception of high tones by the ear.
- Galvanic** (*al'-van'-ik*) [*Galvani*, an Italian physician and scientist]. Pertaining to galvanic or chemic electricity. **G. Battery**. See *Battery*. **G. Belt**, a belt composed of alternate plates of copper and zinc, separated by pieces of felt moistened with a dilute acid. It is designed to be worn around the waist for the continuous application of galvanism. **G. Caution**. See *Caution*. **G. Discs**, discs of two dissimilar metals arranged alternately, between which a communication is established when moistened and placed on the skin.

G. Poulitice, minute pieces of zinc and copper wrapped in cotton-wool, each pair separated by flannel, all inclosed in a bag, one side of which is made of rubber-cloth and the other of cotton. The cotton side is placed next the skin, perspiration exciting galvanic action.

Galvanism (*gal'van-izm*) [*Galvani*, an Italian physician and scientist]. Primary dynamic or current electricity.

Galvanization (*gal'van-iz-a'-shun*) [*Galvani*, an Italian physician]. The transmission of a current of low electro-motive force through any part of the body for the purpose of diagnosing or curing disease. **G.**, **Central**, a variety of general galvanization in which the kathode is placed in the epigastrium and the anode is moved over the body. **G.**, **General**, galvanization of the entire body.

Galvano- (*gal'van'-o-*) [*Galvani*, an Italian physician]. A prefix denoting connection with chemic or current electricity. **G.-caustic Amputation**, an amputation in which the soft parts are divided with the galvanic-cautery loop, the bone being sawn through. **G.-cauterization**, the application of the galvanic cautery. **G.-cautery**. See *Cautery*. **G.-contractility**, muscular contraction produced by the galvanic current. **G.-emesis**, the production of vomiting by galvanism. **G.-faradization**, the simultaneous excitation of a nerve or muscle by both a voltaic and a faradic current. **G.-hypnotism**, a hypnotic state induced by an electric current. **G.-magnetism**, same as *Electromagnetism*. **G.-puncture**, the introduction of fine needles, that complete an electric circuit, into the skin or other tissue. Also, a form of galvano-cautery employing a current of the necessary electro-motive force to heat the needles to whiteness. **G.-therapeutics**. See *Electro-therapeutics*.

Galvanometer (*gal'van-om'-et-er*) [*Galvani*, an Italian physician; *μέτρον*, a measure]. An instrument used for the qualitative determination of the presence of an electric current.

Galvanoscope (*gal'van'-o-skop*) [*Galvani*, an Italian physician; *σκοπεῖν*, to view]. An instrument for detecting the direction and presence of a galvanic current.

Galvanoscopy (*gal'van-ol'-ko-pē*) [*Galvani*, an Italian physician; *σκοπεῖν*, to examine]. The use of the galvanoscope.

Galvanotonus (*gal'van-ol'-on-us*) [*Galvani*, an Italian physician; *τόνος*, tension]. 1. Same as *Electrotonus*. 2. The "closing tetanus." The continued tetanus of a muscle between the make and break contraction.

Galvanotropism (*gal'van-ol'-ro-pizm*) [after *Galvani*; *τρέπω*, to turn round]. In biology, the turning movements of growing organs under the influence of a current of electricity.

Gambir, Gambier (*gam-bēr'*) [*Malayan*]. A kind of catechu produced from the leaves and shoots of *Uncaria gambir*, a rubiaceous plant of the Malayan region. It has the general properties of official catechu. See also *Pigments, Conspectus of*. Unof.

Gamboge (*gam-bōzh'*). See *Cambogia* and *Pigments*.

Game Leg (*gam'-leg*). A popular term for a lame leg.

Gamenomania (*gam-en-o-ma'-ne-ah*). See *Gamomania*.

Gametangium (*gam-et-an'-je-um*) [*γαῖτη*, wife; *ἄγγειον*, a vessel]. In biology, a cell or organ producing or containing sexual elements, or gametes.

Gamete (*gam'-et*) [*γαῖτεν*, to marry]. In biology, any sexual reproductive body.

Gametophyte (*gam'-et-o-fit*) [*γαῖτη*, a wife; *γαῖτης*, a husband; *φυτόν*, a plant]. In biology, the sexual form of such plants as exhibit alternate generation.

Gamgee Tissue (*gam'gee*). Absorbent cotton-wool.

Gamic (*gam'-ik*) [*γάμος*, marriage]. In biology, sexual.

Gammacism (*gam'-as-izm*) [*gammacismus*; *γάμμα*, the letter G]. Difficulty in pronouncing any guttural consonant; guttural stammering.

Gamogastrous (*gam-o-gas'trus*) [*γάμος*, marriage; *γάστρον*, the womb]. In biology, applied to a compound pistil in which the ovaries only are united.

Gamogenesis (*gam-o-je'n'-es-is*) [*γάμος*, marriage; *γένεσις*, origin]. Sexual reproduction.

Gamogenetic (*gam-o-je'n'-et-ik*) [*γάμος*, marriage; *γένεσις*, origin]. Relating to gamogenesis.

Gamomania (*gam-o-ma'-ne-ah*) [*γάμος*, marriage; *μανία*, mania]. Insane desire of marriage.

Gamomorphism (*gam-o-mor'-fizm*) [*γάμος*, marriage; *μορφή*, form]. Puberty; sexual maturity.

Gamopetalous (*gam-o-pet'-al-us*) [*γάμος*, marriage; *πέταλον*, a leaf]. In biology, sympetalous; having the petals more or less united.

Gamophyllous (*gam-o-fi'-u*) [*γάμος*, marriage; *φύλλον*, a leaf]. In biology, symphyllous; having the floral envelopes united into a single perianth-whorl.

Gangliac, Ganglial, Gangliar (*gang'-gle-ak, gang'-le-al, gang'-le-ar*). Same as *Ganglionic*.

Gangliasthenia (*gang'-gle-as-the'-ne-ah*) [*γάγγλιον*, ganglion; *ἀσθένεια*, weakness]. Ganglionic asthenia; neurasthenia due to defect of ganglionic function.

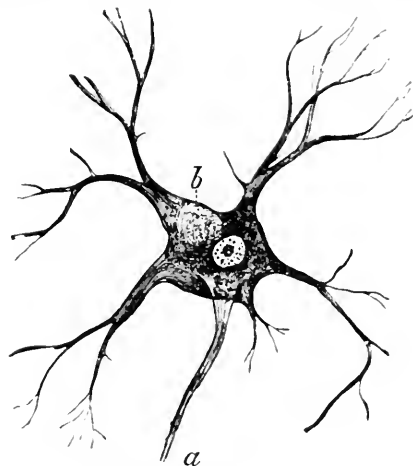
Gangliform (*gang'-glif-orm*) [*γάγγλιον*, ganglion; *форма*, form]. Formed like, or having the nature of, a ganglion.

Ganglitis (*gang'-gle-it-is*) [*γάγγλιον*, a ganglion; *ιτις*, inflammation]. Inflammation of a ganglion.

Gangliocytin (*gang'-gle-o-sit-in*) [*γάγγλιον*, nucleus; *κύτος*, cell]. Same as *Cytophosphatid*.

Ganglioma (*gang'-gle-ol'-mah*) [*γάγγλιον*, ganglion; *όμα*, a tumor; *pl.*, *Gangliomata*]. A tumor or enlargement of a lymphatic ganglion.

Ganglion (*gang'-gle-on*) [*γάγγλιον*, a knot; *pl.*, *Ganglia*]. 1. A separate and semi-independent nervous center communicating with other ganglia or nerves, with the central nervous system, and peripheral organs. 2. An enlarged bursa in connection with a tendon. 3. A lymphatic gland. **G.-capsule**, the envelop of a ganglion containing the ganglion-cells or nerve-cells. **G.-cell**, any one of the nerve-cells characteristic of



MULTIPOLAR GANGLION-CELL.

a. Axis-cylinder process. b. Pigment

the ganglia, whether found in a ganglion or not. **G.-corpuscle**, a ganglion-cell. **G.-globule**, a ganglion-

cell. An alphabetic table of the principal ganglia is appended, showing their location, roots, and distribution. **Ganglia, Basal**, the ganglia at the base of

the brain, comprising the corpora striata (caudate and lenticular nuclei), thalami, and corpora quadrigemina.

TABLE OF GANGLIA.

NAME	LOCATION	ROOTS.	DISTRIBUTION.
Acoustic (maxillary)	See <i>Sphenoid</i> .		
Acoustic	In grasshoppers, the termination of the acoustic nerve.	Ganglionic chain.	Organ of hearing.
Adipose	See <i>Pituitary</i> .		
Anterior thalamic	The anterior tubercle of the thalamus.		
Anterior	See <i>Otic</i> .		
Anterior	Several minute ganglia situated in Auerbach's plexus, <i>q. v.</i>	Sympathetic.	Sympathetic.
Anterior	See <i>Otic</i> .		
Anterior posterior	See <i>Temporal</i> .		
Anterior ventricular	See <i>Reilley's</i> .		
Argous	See <i>Infra</i> .		
Basal	At base of cerebrum; they include: corpora striata, thalami, corpora geniculata, corpora quadrigemina, locus niger, nuclei tegmenti		
Basophil	See <i>Otic, basal</i> .		
Buccal Vagus	In the auricular septum of the frog's heart.	Sympathetic.	Heart.
Buccal 2	In the auricular septum of the frog's heart.	Termination of the cardiac branches of the vagus.	Heart.
Buccal 3	Above the root of one of the upper incisor teeth, at the point of communication between the posterior nasal branch of Meckel's ganglion and the anterior dental nerve.	Dental nerves.	Dental nerves.
Buccal 4	In <i>Mollusca</i> , near the branchia.	Ganglionic chain.	Branchia.
Buccal 5	In <i>Mollusca</i> , at the point of union of the esophagus with the buccal mass.	Cerebral ganglia.	Nerves to the mouth and alimentary canal.
Cardiac 1	See <i>Cardiac, superior</i> .		
Cardiac superior (Wright)	Beneath the arch of the aorta	Superficial cardiac plexus.	Cardiac plexus.
Cardiac 2	In the lower part of the cavernous sinus, beneath the carotid artery.	Filaments from the carotid plexus.	Carotid plexus.
Cardiac anterior	Lower portion of the carotid canal.	Carotid plexus.	Filaments to the carotid artery.
Cardiac anterior 1	See <i>Carotid, superior</i> .		
Cardiac anterior 2	Upper portion of the carotid canal.	Carotid plexus.	Filaments to the carotid artery.
Cardiac 3	See <i>Carotid</i> .		
Cardiac 4	N. of the spleen.	Splenic plexus.	Filaments to the spleen.
Cardiac 5	Double (nodular ganglion <i>q. v.</i>).		
Cardiac nodular	In front of the aorta above the celiac	Hepatic plexus	Filaments to the liver.
Cardiac 6	The right nodular ganglion (<i>q. v.</i>)		
Cephalic	Comprising the ganglia of the head. They include: the ophthalmic, the submaxillary, and the maxillary.		
Cervical	In <i>Mollusca</i> , above the esophagus.	Ganglionic chain.	To the head.

TABLE OF GANGLIA.—*Continued.*

NAME.	LOCATION.	ROOTS.	DISTRIBUTION.
Cerebral, anterior.	A name for the corpus striatum.		
Cervical, first.	See <i>Cervical, superior</i> .		
Cervical, great.	See <i>Cervical, superior</i> .		
Cervical, inferior.	Between the neck of the first rib, and the transverse process of the last cervical vertebra.	Three lower cervical, first dorsal.	Cardiac nerves and plexus, etc.
Cervical, lower.	See <i>Cervical, inferior</i> .		
Cervical, middle or thyroid.	Opposite the fifth cervical vertebra; near the inferior thyroid artery.	Fifth and sixth cervical nerves, spinal nerves and ganglia.	Thyroid gland, cardiac nerve, cavernous plexus.
Cervical, oval.	See <i>Cervical, superior</i> .		
Cervical (of vagus nerve).	See <i>Inferior (of vagus)</i> .		
Cervical, second.	See <i>Cervical, middle</i> .		
Cervical, stellate.	See <i>Cervical, middle</i> .		
Cervical, superior.	Opposite the second and third cervical vertebrae.	Four upper cervical, petrosal, vagus, glosso-pharyngeal, and hypoglossal nerves.	Superior, inferior, external, internal branches; carotid and cavernous plexuses.
Cervical, third.	See <i>Cervical, inferior</i> .		
Cervical, upper.	See <i>Cervical, superior</i> .		
Cervical (of uterus).	Near the cervix uteri.	Filaments from the hypogastric plexus, sacral ganglia, and sacral nerves.	Uterine nerves.
Of the chorda tympani.	In <i>Invertebrata</i> , above the Glaserian fissure.	Chorda tympani nerve.	Chorda tympani.
Ciliary.	See <i>Ophthalmic</i> .		
Of the circumflex nerve.	On the branch of the circumflex nerve.	Circumflex nerve.	Filaments to <i>teres minor</i> , deltoid, and fascia.
Of Cloquet.	Incisor foramen.	Naso-palatine nerves.	Naso-palatine nerves.
Coccygeal.	See <i>Impar</i> .		
Cochlear.	See <i>Spiral</i> .		
Corti's.	See <i>Spiral</i> .		
Cranio-cervical.	See <i>Cervical, superior</i> .		
Diaphragmatic.	See <i>Phrenic</i> .		
Ehrenritter's.	See <i>Jugular</i> .		
Extraventricular.	A name for the lenticular nucleus		
Facial.	See <i>Geniculate</i> .		
Of Frankenhäuser.	See <i>Cervical, uterine</i> .		
Frontal.	In <i>Invertebrata</i> , the ganglion from which arises the pharyngeal nerve.	Ganglionic chain.	Pharyngeal nerve
Fusiform.	See <i>Cervical, superior</i> .		
Gasser's (A. P.)	See <i>Gasserian</i> .		
Gasserian, or semilunar.	Fossa on the anterior part of the petrosa, near the apex.	Fifth cranial nerve, carotid plexus.	Ophthalmic, superior and inferior maxillary nerves.
Geniculate.	Aqueduct of Fallopius.	Large and small superficial petrosal.	Facial.
Great.	See <i>Cardiac, superior</i> .		
Of the habenula.	A ganglion situated in the trigonum habenulae near the thalamus.		
Hepatic.	Around the hepatic artery.	Hepatic branches of the semilunar ganglion.	Liver

TABLE OF GANGLIA.—*Continued.*

NAME.	LOCATION.	ROOTS.	DISTRIBUTION.
Hirschfeld's.	A name for the hippocampal gyrus.		
Hypogastrie.	See <i>Cervical (of utero)</i> .		
Impar, or Coe's ganglion.	Anterior surface of the tip of the coccyx, uniting the two sympathetic nerves.	Sympathetic.	Sympathetic.
Inferior (of vagus).	Near jugular foramen.	Hypoglossal and cervical nerves and various plexuses.	Vagus.
Intraesophageal.	In <i>M. uvula</i> , beneath the esophagus.	Ganglionic chain.	Foot.
Intramaxillary, anterior.	Near the incisor teeth.	Inferior maxillary nerve.	Filaments to the teeth.
Intramaxillary, posterior.	Near the last molar tooth.	Inferior maxillary nerve.	Filaments to the teeth.
Intercarotid.	Bifurcation of the common carotid.	Carotid plexus.	Sympathetic.
Interoptic.	The gray matter of the interoptic lobes.		
Interosseous.	Back of the wrist.	Interosseous nerve.	Nerves to the carpus.
Intervertebral.	Near the intervertebral foramen.	Spinal cord.	Dorsal root of spinal nerve.
Jugular (Ehrenritter's).	Upper part of the jugular foramen.	Glossopharyngeal.	Continuation of the glossopharyngeal.
Jugular (of vagus).	Jugular foramen.	Vagus.	Vagus.
Lateral (several in number).	Surrounding the subclavian artery.	Branches of the inferior cervical ganglion.	Subclavian artery.
Lenticular.	See <i>Ophthalmic</i> .		
Lingual.	See <i>Submaxillary</i> .		
Ludwig's.	Right auricle of the heart.	Cardiac plexus.	Cardiac plexus.
Lumbar (4 or 5).	On each side and behind the abdominal aorta.	Sympathetic.	Sympathetic.
Maxillo-tympanic.	See <i>Otic</i> .		
Meckel's.	See <i>Spheno-palatine</i> .		
Meckelian.	See <i>Spheno-palatine</i> .		
Meissner's.	Intestinal sub-mucosa.	Sympathetic.	Sympathetic.
Mesenteric, inferior.	The inferior mesenteric artery.	Inferior mesenteric plexus.	Mesentery and intestine.
Mesenteric, lateral.	Left side of the body.	Superior mesenteric plexus.	Mesentery and bowel.
Mesenteric, superior.	Near the origin of the superior mesenteric artery.	Superior mesenteric plexus.	Sympathetic.
Of Meisner.	See <i>Optic, basal</i> .		
Of Meissner.	See <i>Jugular and Prostatic</i> .		
Nasal.	See <i>Meckel's</i> .		
Nephro-ortic.	See <i>Renal</i> .		
Nephro-splanchnic.	Junction of the branches of the lumbar and spermatic nerves.	Lumbar and spermatic nerves.	Kidney and lumbar region.
Ophthalmic.	Posterior part of the orbit.	Nasal branch of the ophthalmic, third, cavernous plexus, and Meckel's ganglion.	Short ciliary.
Of Meisner.	See <i>Ophthalmic</i> .		
Optic, basal (of Meisner).	Beneath the third ventricle, near the optic tract.	Gray matter of the cerebrum.	Optic tract.
Optic, basal.	See <i>Optic, basal</i> .		
Orbital.	See <i>Ophthalmic</i> .		
Otic (Arnold's).	Below the foramen ovale.	Inferior maxillary, auriculo-temporal, glosso-pharyngeal, facial, sympathetic, and internal pterygoid.	Tensor tympani, tensor palati, chorda tympani.

TABLE OF GANGLIA.—*Continued.*

NAME.	LOCATION.	ROOTS.	DISTRIBUTION.
Pedal.	See <i>Infra-esophageal</i> .		
Petrosal.	See <i>Petrous</i> .		
Petrous (Andersch's).	Petrous portion of the temporal bone, lower border.	Glosso-pharyngeal.	Tympanic, sympathetic, and vagus.
Pharyngeal.	Near ascending pharyngeal artery.	Carotid plexus.	Carotid plexus
Pharyngeal, soft.	On the lingual artery, near the pharyngeal ganglion.	Carotid plexus.	Lingual plexus.
Phrenic.	Under the diaphragm at the junction of the right phrenic nerve and phrenic plexus.	Sympathetic.	To the diaphragm, inferior vena cava, supra-renal capsule, hepatic plexus.
Phrenic, major.	Point of union of the phrenic nerves with the spinal and sympathetic systems.	Phrenic, spinal, and sympathetic.	Filaments to the diaphragm.
Phrenic, secondary.	Near the diaphragm.	Anterior, superior, transverse plexus.	Filaments to the diaphragm.
Phrenico-hepatic.	Lower surface of the diaphragm.	The phrenic plexus.	Filaments to the diaphragm and liver.
Plexiform.	See <i>Gasserian</i> .		
Pneumogastric.	See <i>Vagus</i> .		
Of the portio dura.	See <i>Geniculate</i> .		
Post-esophageal.	In insects, around the gullet.	Cephalic ganglia.	Nerves to the mouth.
Postoptic.	See <i>Optic, basal</i> .		
Pre-esophageal.	See <i>Cephalic</i> .		
Prostatic (of Müller).	On the prostate	Prostatic plexus.	Filaments to seminal vesicles and cavernous tissue of penis.
Pterygo-palatine.	See <i>Meckel's</i> .		
Remak's.	Tissue of the heart, near the superior vena cava.	Sympathetic.	Sympathetic.
Renal.	Around the renal artery.	Renal plexus.	Renal artery
Renal, anterior communicating.	In front of the renal artery.	Renal plexus.	Kidney.
Renal, left aortic.	Point of origin of the renal artery.	Renal plexus.	Kidney.
Renal, posterior communicating.	Behind the renal artery.	Renal plexus.	Kidney.
Reticulate.	Medulla oblongata.	The gray matter scattered through the medulla.	
Rhinc.	See <i>Meckel's</i> .		
Of Ribes.	Anterior communicating artery of the brain. (It is the upper termination of the sympathetic.)	Branches from the two superior ganglia.	Sympathetic.
Sacral (4 or 5).	Ventral surface of the sacrum.	Sympathetic.	Sympathetic.
Sacral, accessory (4).	Along the middle sacral artery.	Sympathetic.	Middle sacral artery.
Scarpa's.	Near the internal auditory meatus, at the point of junction of the facial nerve and the vestibular branch of the auditory nerve.	Facial and auditory nerves.	Internal ear.
Schacher's.	See <i>Ophthalmic</i> .		
Schmiedel's.	In the carotid plexus.	Fifth nerve, third branch.	Sympathetic.
Semilunar (2, right and left).	Near the supra-renal bodies, in front of the crura of the diaphragm.	Solar plexus and great splanchnic nerves.	Solar plexus.
Semilunar.	See <i>Gasserian</i> .		
Solar.	See <i>Semilunar</i> .		

TABLE OF GANGLIA.—Continued.

NAME	LOCATION	ROOTS.	DISTRIBUTION.
Spermatic, inferior	On the spermatic artery, near the internal abdominal ring.	Sympathetic.	Cord and testicle.
Spermatic, superior	Around the spermatic artery.	Sympathetic.	Sympathetic.
Spermato-renal	In a plexus formed by the inferior branches of the renal plexus.	Renal plexus.	Spermatic artery and kidney.
Sphenoid	See <i>Mollusca</i> .		
Sphenopalatine (Mollusca)	Spheno-maxillary fossa, near the sphenopalatine foramen.	Superior maxillary, facial, sympathetic.	Anterior, posterior, and external palatine, naso-palatine, superior nasal, Vidian, pharyngeal.
Spinal	See <i>Intervertebral</i> .		
Spiral	Spiral canal of the modiolus	Cochlear nerve.	Filaments to the osseous lamina and to the organ of Corti.
Splanchnic	See <i>Semilunar</i> .		
Stipitate	The first thoracic (q v).		
Stomato-gastric	In <i>Mollusca</i> , the upper surface of the stomach.	Sympathetic.	Sympathetic.
Subesophageal	See <i>Intra-esophageal</i> .		
Subintestina	See <i>Meissner's</i> .		
Sublingual	See <i>Submaxillary</i> .		
Submandibular	See <i>Submaxillary</i> .		
Submaxillary	Above the submaxillary gland.	Gustatory, chorda tympani, submaxillary, sympathetic.	Mouth, submaxillary gland, and Wharton's duct.
Superior	See <i>Jugular</i> .		
Superior of Vagus	Jugular foramen.	Superior cervical and petrous ganglia, and spinal accessory.	Vagus.
Supra-esophageal	In <i>Mollusca</i> , above the esophagus.	Ganglionic chain.	Esophagus.
Supra-maxillary	Above the canine tooth.	Anterior superior dental nerve.	Anterior superior dental nerve.
Supra-renal	Junction of the great splanchnic nerves	Solar plexus.	Supra-renal plexus.
Temporal	External carotid artery, near the parotid gland.	Superior cervical ganglion and carotid plexus.	Temporal region.
Thoracic	Between the transverse processes of the vertebrae and the heads of the ribs	Sympathetic.	Splanchnic nerves and branches to spinal nerves and plexuses
Thoracic inferior	See <i>Cervical, middle</i> .		
Thoracic superior	See <i>Cervical, superior</i> .		
Tympanic	See <i>Semilunar</i> .		
Tympanic	Canal between the lower surface of the petrosa and the tympanum.	Tympanic branch of the glosso-pharyngeal.	Tympanum.
Vagus (at the root of the trunk)	Below the jugular foramen.	Vagus.	Vagus.
Vagus (at the root of the trunk)	Above the root of the second biceps, at the junction of the middle and posterior dental nerves.	Posterior and middle dental nerves.	Filaments to the teeth.
Vestibular	See <i>Internal</i> .		
Vestibular	See <i>Cervical, inferior</i> .		
Vestibular	Ventral wall of the vagina	Vesico-vaginal plexus.	Sympathetic.
Vestibular	Archeduct of Fallopius.	Gnuculate ganglion.	Vestibular nerve.
Of Vagus	See <i>Internal</i> .		
Of Vagus	See <i>Cervical</i> .		

Ganglionic (*gang-gle-on'-ik*) [*γαγγλιον*, a ganglion]. Pertaining to or of the nature of a ganglion. **G. Centers**, masses of gray matter of the brain lying between the floor of the lateral ventricles and the decussation of the anterior pyramids of the cord. They include the optic thalami, corpora striata, and others.

Ganglionitis (*gang-gle-on-i'-tis*). See *Ganglitis*.

Gangliopathy (*gang-gle-op'-ath-i*) [*γαγγλιον*, a ganglion; *πάθος*, disease]. Any disorder dependent upon a diseased condition of a ganglion; any diseased state of a ganglion.

Gangræna (*gang-gre'-nah*) [*L.*]. Gangrene. **G. contagiosa**. See *Gangrene, Hospital*. **G. nosocomialis**. See *Gangrene, Hospital*. **G. oris**. See *Stomatitis*.

Gangrænosis (*gang-gre-no'-sis*). See *Gangrenosis*.

Gangrene (*gang'-gren*) [*γαγγραινα*, a sore, from *γαίρειν*, to gnaw]. Mortification or death of a part of the body from failure in nutrition. The putrefactive fermentation of a dead limb or tissue. **G., Circular**, a form of mortification occurring usually on some part of the lower extremity, and not exceeding in size a silver half-dollar. It involves the skin and subcutaneous tissues and is accompanied by signs of exhaustion. **G., Constitutional**, that dependent upon systemic disease, such as diabetes, or circulatory disease. **G., Diabetic**. See *Sphaceloderma*. **G., Dry**, shriveling and desiccation from insufficiency of blood. **G., Embolic**, that caused by an embolus that cuts off the supply of blood. **G., Hospital**, a contagious form arising under crowded conditions without antiseptic precautions. **G., Moist**, a form with abundance of serous exudation and rapid decomposition. **G., Nosocomial**, hospital gangrene. **G., Primary**, that without preceding inflammation of the part. **G., Pulpy**. See *G., Hospital*. **G., Secondary**, a form with preceding inflammation. **G., Senile**, that attacking the extremities of the aged. **G., Symmetric**, that attacking corresponding parts of opposite sides. It is called, also, *Raynaud's G.* See, also, *Sphaceloderma*. **G., White**, a moist gangrene of chronic form, in which there is a serous exudate with lymphatic obstruction, followed by complete anemia. It is unaccompanied by the characteristic color-change of other varieties of gangrene.

Gangrenopsis (*gang-gren-op'-sis*) [*γαγγραινα*, gangrene; *ὄψις*, the face]. Synonym of *Cancerum oris*.

Gangrenosis (*gang-gren-o'-sis*) [*γαγγραινα*, gangrene; *νόσος*, disease]. The condition of being or of becoming mortified or gangrenous.

Gangrenous (*gang'-gren-us*) [*γαγγραινα*, gangrene]. Pertaining to or being of the nature of gangrene. **G. Emphysema**. See *Edema, Malignant*.

Ganja (*gan'-juh*) [*Hind.*]. Synonym of *Cannabis indica*.

Gannal's Solution. A preservative fluid containing one part of aluminum acetate in 20 parts of water.

Ganoin (*gan'-o in*) [*γάος*, brightness]. In biology, the dense enamel-like form of bone of the plates of a ganoid fish.

Gant's Line. See *Lines, Table of*.

Gantelet (*gan'-let*). See *Gauntlet*.

Gape (*gap*, or *gāp*) [*ME.*, *gāpen*, to yawn]. To yawn; the act of yawning.

Gapes (*gāps*) [*ME.*, *gāpen*, to gape]. A disease of young fowls, caused by the presence of a nematode worm, *Syngamus trachealis*, in the trachea. See *Parasites, (Animal) Table of*.

Gaping (*gap'-ing*). See *Pandiculation and Yawning*.

Gaps, Cranial (*gapz*) [*ME.*, *gāpen*, to gape]. Certain occasional congenital fissures of the skull.

Garcacin (*gar-an'-sin*) [origin unknown]. The product obtained by the action of concentrated H_2SO_4 on pul-

verized madder, at a temperature of $100^{\circ} C.$ ($212^{\circ} F.$). It is a valuable dye. See *Pigments Conspectus of*.

Garbage (*gar'-baj*) [*ME.*, *garbage*, the entrails of fowls]. The refuse materials of kitchen-cookery, etc.

G. and Waste. See *Sewage, Disposal of*. **G.-cart**, **Flannagan Automatic**, a variety of cart much used for the collection of garbage. **G.-furnace**, a furnace in use in cities and towns to consume the waste material of the place.

Garbling (*gar'-bling*) [*OF.*, *garbeler*, to sift]. The assorting of a drug and its separation into grades of different quality.

Garcinia (*gar-sin'-e-ah*) [after Laurent *Garcin*, a French botanist]. A genus of guttiferous trees of Old-world tropical regions. **G. hanburii**, **G. morella**, **G. pictoria**, and **G. travancorica** afford gamboge. **G. mangostana** yields the palatable fruit called mango-steen.

Garden Rocket. See *Erica sativa*.

Garel, Sign of. See *Signs and Symptoms, Table of*.

Gargarism (*gar'-gar-izm*) [*γαργαρίζω*, to gargle; *pl.*, *Gargarismata*]. A gargle.

Garget (*gar'-get*) [*ME.*, *gargat*, the throat]. 1. A swelling of the throat in swine or cattle. 2. A hard, knotty condition of the udder in cows, that sometimes follows calving, due to the sudden distention of the bag with milk; it is attended with inflammation. At times it is tuberculous in nature. It is also called "Weed" and *Mammitis*. **G.-root**, a name improperly given to the root of *Phytolacca decandra* (see *Phytolacca*); so called because it is regarded as a cure for garget in cows.

Gargle (*gar'-gl*) [*Fr.*, *gargouille*, the throat]. To rinse or wash the interior of the throat and upper part of the pharynx. Also, a wash for the throat.

Gargling (*gar'-gling*) [*Fr.*, *gargouille*, the throat]. Rinsing the throat. **G., von Troeltsch's Method of**, the patient takes a mouthful of fluid, throws back the head, and then, instead of making the customary "gurgle," allows the liquid to pass as far down as possible. The act of deglutition is then performed, without, however, letting the fluid be swallowed.

Garland (*gar'-land*). See *Karyokinesis*.

Garlic (*gar'-lik*). See *Allium*.

Garnet-brown. See *Pigments, Conspectus of*.

Garretson's Bandage. See *Bandage*.

Garrod's Theory. The theory that gout is due to an increase in the uric acid in the blood, either from increased production or diminished elimination. The alkalinity of the blood is also lessened; hence the urates are deposited in the tissues. **G.'s Test**. See *Tests, Table of*.

Garrot (*gar'-ot*) [*Fr.*, *garrotter*, to bind]. An instrument for compression of an artery by twisting a circular bandage about the part.

Garroting (*gar'-ot-ing*) [*Sp.*, *garrote*, strangulation by means of an iron collar]. In forensic medicine, a term used in England to signify the forcible compression of a victim's neck by robbers or criminals.

Garrulity (*gar-ool'-lit-e*) [*garrere*, to prattle]. Talkativeness. **G. of the Vulva**. See *Vulva*.

Garrya (*gar'-e-ah*) [after *Garry*, a botanist]. California fever-bush; skunk-bush, or quinin-bush. The leaves of *G. fremontii*, a bitter antiperiodic, popular on the Pacific coast as a remedy for malarial diseases. Dose of the fld. ext. $\text{m}\bar{x}$ - xxx . Unof.

Garryin (*gar'-e-in*) [*Garry*, a botanist]. An alkaloid said to exist in the leaves of *Garrya fremontii*.

Gärtner, Canals or Ducts of. See *Canal*.

Gas (*gaz*). Any substance that is normally aeriform. Substances normally in a liquid or solid state are usually called *vapors* when changed to the aeriform

- condition. **G.-black.** See *Pigment, Conspectus of*.
G., Nitrous Oxid. See *Nitrous Oxid.*
- Gaskell's Clamp.** See *Clamp*.
- Gasolene** (*gas'-o-len*) [*gas*]. Canadol. A product obtained from petroleum, boiling at 70° to 90° C.; specific gravity, .660 to .690, or 80° to 75° B. It is used in the extraction of oils from oil-seeds and in carbureting coal-gas.
- Gasp** [*Ml. gas' p. n.*, to yawn]. To catch for breath. To breathe spasmodically with open mouth.
- Gasser's Arteries.** See *Arteria, Table of*. **G.'s Ganglion.** See *Ganglion, Table of*. **G., Nerve of.** See *Nerve, Table of*.
- Gasserian Arteries.** See *Arteria, Table of*. **G. Ganglion.** See *Ganglion, Table of*.
- Gaster** (*gas'-ter*) [*γαστήρ*, stomach]. The stomach; the abdomen. **G. basalis**, the apical canal, peduncle tube, or *tuva capularis* of hydroid polyps. **G. buccalis**, the esophagus of Medusæ. **G. centralis**, the ventral cavity of Medusæ. **G. coronaris**, the perogaster of Medusæ. **G. principales.** See *Arteria, Table of*.
- Gasterangiempyrosis** (*gas-ter-an-je-em-fraks'-is*) [*γαστήρ*, stomach; *ἀγγίον*, vessel; *ἐμπύρεσις*, obstruction]. 1. Congestion of the stomachic blood-vessels. 2. Pyloric obstruction.
- Gasterasthenia** (*gas-ter-as-thé-ne-ah*) [*γαστήρ*, stomach; *ἀσθένεια*, weakness]. Weakness or debility of the stomach.
- Gasterataxia** (*gas-ter-at-aks'-e-ah*) [*γαστήρ*, stomach; *ἄταξια*, disorder]. Disordered state of the functions of the stomach; that state of the stomach-walls in which some parts are hardened or thickened, while others are softened or inflamed.
- Gasterechema** (*gas-ter-ek'-e-mah*) [*γαστήρ*, stomach; *ἔχρημα*, sound]. A sound heard in the auscultation of the stomach.
- Gasterectasis** (*gas-ter-ek'-tas-is*) [*γαστήρ*, stomach; *ἔκτασις*, dilatation]. Dilatation of the stomach; it is usually due to pyloric obstruction, but may also result from muscular weakness, and from over-distention from excessive eating and drinking.
- Gastero-** (*gas-ter-o-*) [*γαστήρ*, belly]. See *Gastro-*.
- Gasterotheca** (*gas-ter-o-thé-kah*) [*γαστήρ*, stomach; *θήκη*, case; *πλ.*, *Gasterothecæ*]. In biology, the part of the pupa or chrysalis-case that covers the abdomen.
- Gasterozooid.** **Gastrozooid** (*gas-ter-o-zo'-oid*, *gas-tro-zo'-oid*) [*γαστήρ*, stomach; *ζωον*, animal; *εἶδος*, form]. In biology, one of the nutritive zooids of a polyp-colony.
- Gastræa** (*gas-tré-ah*) [*γαστήρ*, stomach; *πλ.*, *Gastrææ*]. In biology, Hæckel's term for a hypothetical, primeval, two-layered, saecular organism; the supposed ancestral type of the gastrula stage of the present Metazoan.
- Gastræmia** (*gas-tré-me-ah*). See *Gastræmia*.
- Gastral** (*gas-tral'*) [*γαστήρ*, the stomach]. Pertaining to the gaster or stomach; gastric.
- Gastralgia, Gastralgý** (*gas-tral'-j-ah, -jé*) [*γαστήρ*, stomach; *ἄλγος*, pain]. Pain in the stomach. A mild form is sometimes called a *trachynia*.
- Gastrea** (*gas-tré-ah*) [*γαστήρ*, stomach]. In biology, an animal the morphologic development of which stops at the gastrula stage.
- Gastrectasia** (*gas-tré-tá-si-ah*). See *Gastrectasis*.
- Gastrectasis** (*gas-tré-tá-sis*) [*γαστήρ*, stomach; *ἔκτασις*, a stretching out]. Dilatation of the stomach.
- Gastrectomy** (*gas-tré-tó-mi*) [*γαστήρ*, stomach; *ἔκτομι*, a cutting out]. Resection of any diseased part of the stomach.
- Gastrectobrosis** (*gas-tré-tó-bró-sis*) [*γαστήρ*, stomach; *ὄγκος*, ulcer; *τροφία*, an eating]. Ulceration of the stomach.
- Gastrelcosis** (*gas-trel-ko'-sis*) [*γαστήρ*, stomach; *ἔλκος*, ulceration]. Ulceration of the stomach.
- Gastremlia** (*gas-tré-me-ah*) [*γαστήρ*, stomach; *αἷμα*, blood]. Congestion of the coats of the stomach.
- Gastrenteralgia** (*gas-tren-ter-al'-je-ah*) [*γαστήρ*, stomach; *ἔντερον*, intestine; *ἄλγος*, pain]. Neuralgia of the stomach and bowels.
- Gastrenteromalacia** (*gas-tren-ter-o-mal-al'-se-ah*) [*γαστήρ*, stomach; *ἔντερον*, intestine; *μαλακία*, softening]. Softening of the stomach and intestines (asserted by some to be merely a post-mortem condition).
- Gastream** (*gas'-tre-um*) [*γαστήρ*, stomach]. In biology, the under or ventral surface of a bird.
- Gastric** (*gas'-trik*) [*γαστήρ*, stomach]. Pertaining to the stomach. **G. Artery.** See *Arteries, Table of*. **G. Crisis**, a severe, paroxysmal attack of pain in the stomach, accompanied by obstinate vomiting, faintness, and occasionally by slowness and irregularity of the pulse. These crises are met with in locomotor ataxia, *q. v.* **G. Digestion**, that part of the digestion of food performed by the gastric juice; the conversion of albuminous bodies into peptones. **G. Fever.** See *Fever*. **G. Fistula**, a perforation or communication other than the normal one between the stomach and peritoneal cavity, or with the outer part of the body. **G. Follicles.** See *Glands, Peptic*. **G. Insufficiency**, a term applied to the early stages of dilatation of the stomach. **G. Juice**, the normal secretion of the tubular, peptic glands of the stomach. It is a clear, colorless liquid, having an acid reaction, and containing from .5 to 2 per cent. of solid matter in solution. A small amount of hydrochloric acid, .2 to .4 per cent., and a ferment called *pepsin*, are the essential elements. **G. Plexus**, a subdivision of the solar plexus distributed to the stomach. It joins branches of the left pneumogastric nerve. See *Plexus*. **G. Veins**, two veins of the stomach; the lesser one is called the pyloric, the greater the coronary. See *Vein*.
- Gastricism** (*gas'-tris-izm*) [*γαστήρ*, stomach]. 1. The theory that ascribes most diseases to some gastric derangement. 2. A gastric disorder.
- Gastrimargia, or Gastrimargism** (*gas-trim-ar'-je-ah, or -jizm*) [*γαστήρ*, belly; *μάργος*, greedy]. Insane or furious gluttony.
- Gastritic** (*gas-trit'-ik*) [*γαστήρ*, stomach]. Pertaining to or affected with gastritis.
- Gastritis** (*gas-trit'-is*) [*γαστήρ*, stomach; *ιτις*, inflammation]. Inflammation of the coats of the stomach. It may be acute or chronic. **G. polyposa**, that form associated with a rough, wrinkled, mammillated condition of the gastric mucous membrane.
- Gastro-** (*gas'-tro-*) [*γαστήρ*, stomach]. A prefix denoting some relation with or complication of the stomach.
- Gastro-adenitis** (*gas'-tro-ad-en-it'-tis*) [*γαστήρ*, stomach; *ἄδην*, gland; *ιτις*, inflammation]. Inflammation of the glands of the stomach.
- Gastro-arthritis** (*gas-tro-ar-thrit'-tis*) [*γαστήρ*, stomach; *ἄρθρον*, a joint; *ιτις*, inflammation]. Gout in the stomach and joints at the same time.
- Gastrobrosis** (*gas-tro-bró-sis*) [*γαστήρ*, stomach; *βρώσις*, a gnawing]. Perforating ulcer of the stomach.
- Gastrocele** (*gas'-tro-sél*) [*γαστήρ*, stomach; *κήλη*, hernia]. A hernia of the stomach.
- Gastrocelus** (*gas-tro-sél-lus*) [*γαστήρ*, stomach; *κοῖλος*, hollow]. In biology, applied to one of the depressions at the base of the second abdominal tergita in certain insects.
- Gastrocephalitis** (*gas-tro-séf-al-it'-tis*) [*γαστήρ*, stomach; *κεφαλή*, head; *ιτις*, inflammation]. Concurrent inflammation of the stomach and of the brain.

- Gastrocholia** (*gas-tro-ko'-le-ah*) [γαστήρ, stomach; χόλη, bile]. Concurrent gastric and bilious disorder.
- Gastrocnemius** (*gas-trok-ne'-me-us*) [γαστήρ, stomach; κνήμη, leg]. See *Muscles*, Table of.
- Gastrocolic** (*gas-tro-koll'-ik*) [γαστήρ, stomach; κόλον, the large intestine]. Pertaining to both the stomach and the colon.
- Gastrocolitis** (*gas-tro-ko-lit'-tis*) [γαστήρ, stomach; κόλον, colon; τσις, inflammation]. Concurrent inflammation of the stomach and large intestine.
- Gastrocolotomy** (*gas-tro-ko-lit'-o-me*) [γαστήρ, stomach; κόλον, colon; τέμνειν, to cut]. The establishment of an artificial communication between the stomach and the colon.
- Gastrocolpotomy** (*gas-tro-kol-pot'-o-me*) [γαστήρ, stomach; κόλπος, vagina; τέμνειν, to cut]. The operation of Cesarean section in which the opening is made through the *linea alba* into the upper part of the vagina.
- Gastrocystitis** (*gas-tro-sis'-tis*) [γαστήρ, belly; κύστις, bladder]. In biology, the single-layered blastodermic vesicle of mammals.
- Gastroderma** (*gas-tro-der'-mah*) [γαστήρ, stomach; δέρμα, skin]. In biology, the *lamina gastralis*, or intestinal epithelium.
- Gastrodialysis** (*gas-tro-di-al'-is-is*) [γαστήρ, stomach; λύσις, a loosening]. A solution of continuity in the gastric wall.
- Gastrodiaphane** (*gas-tro-di'-af-ān*) [γαστήρ, stomach; διά, through; φαίνειν, to show]. See *Gastrodiaphany*.
- Gastrodiaphanoscopy** (*gas-tro-di-af-an-ōs'-ko-pe*) [γαστήρ, stomach; διά, through; φαίνειν, to show; σκοπεῖν, to inspect]. The examination of the stomach by means of the diaphanoscope.
- Gastrodiaphany** (*gas-tro-di-af-an-ō*) [γαστήρ, stomach; διά, through; φαίνειν, to show]. A method of exploration of the stomach by means of the *gastrodiaphane*. This consists of a soft stomach-tube, at the gastric extremity of which is placed an Edison's hard-glass lamp, from which conducting wires, containing a current-interrupter, run to a portable storage-battery. The stomach should be free from food and moderately distended with water. The gastric extremity of the gastrodiaphane, after being lubricated with oil or glycerin, is introduced into that viscus, and the circuit is closed. If no pronounced thickening of the anterior stomach wall exists, trans-illumination in a dark room, with the patient erect, permits the outlines of the stomach to be seen as a zone of reddish hue on the abdominal wall.
- Gastrodidymus** (*gas-tro-did'-im-us*) [γαστήρ, stomach; δίδυμος, double]. A double monstrosity with one abdominal cavity.
- Gastroduodenal** (*gas-tro-du-o-dē'-nal*) [γαστήρ, stomach; duodeni, twelve each]. Pertaining to the stomach and the duodenum.
- Gastroduodenitis** (*gas-tro-du-od-en-ī'-tis*) [γαστήρ, stomach; duodeni, twelve each; τσις, inflammation]. Inflammation of the stomach and duodenum.
- Gastroduodenostomy** (*gas-tro-du-od-en-ōs'-to-me*) [γαστήρ, stomach; duodeni, twelve each; στόμα, mouth]. A surgical operation upon the stomach and the duodenum, in which a new passage from the one to the other is established.
- Gastrodynia** (*gas-tro-din'-e-ah*) [γαστήρ, stomach; ὄδυς, pain]. A mild pain in the stomach. See also *Gastralgia*.
- Gastroectasis** (*gas-tro-ek'-tas-is*). Same as *Gastroectasis*.
- Gastro-electrization** (*gas-tro-e-lek-triz-a'-shun*) [γαστήρ, stomach; ἤλεκτρον, amber]. The therapeutic application of electricity to the stomach.
- Gastroelytrotomy** (*gas-tro-el-it-roit'-o-me*) [γαστήρ, stomach; ἔντροπον, a sheath; τομή, a cutting]. A method of performing Cesarean section. An incision is made into the vagina (after the abdominal section), instead of into the uterus, and if the child cannot be extracted in this way, an incision is made into the os uteri.
- Gastroenteralgia** (*gas-tro-en-ter-al'-je-ah*) [γαστήρ, stomach; έντερον, bowel; ἄλγος, pain]. Concurrent pain in the stomach and bowels.
- Gastroenteric** (*gas-tro-en-ter-ik*) [γαστήρ, stomach; έντερον, bowel]. Pertaining to both stomach and bowels.
- Gastroenteritis** (*gas-tro-en-ter-ī'-tis*) [γαστήρ, stomach; έντερον, bowel; τσις, inflammation]. Concurrent inflammation of stomach and bowels.
- Gastroenterostomy** (*gas-tro-en-ter-ōs'-to-me*) [γαστήρ, stomach; έντερον, bowel; στόμα, mouth]. Formation of a fistulous communication between the stomach and the small intestine in obstruction of the pylorus.
- Gastroenterotomy** (*gas-tro-en-ter-ōt'-o-me*) [γαστήρ, stomach; έντερον, bowel; τέμνειν, to cut]. Intestinal incision through the abdominal wall.
- Gastroepiploic** (*gas-tro-ep-i-pōl'-ik*) [γαστήρ, stomach; ἐπιπλοον, caul]. Pertaining to stomach and omentum.
- Gastro-esophageal** (*gas-tro-es-ō-fā'-je-al*) [γαστήρ, stomach; ὠσοφάγος, the esophagus]. Pertaining to both the stomach and the esophagus.
- Gastrofaradization** (*gas-tro-far-ad-iz-a'-shun*) [γαστήρ, stomach; Faraday]. The application of faradism to the stomach.
- Gastrogalvanization** (*gas-tro-gal-van-iz-a'-shun*) [γαστήρ, stomach; Galvani]. The application of galvanism to the stomach.
- Gastrohepatic** (*gas-tro-he-pat'-ik*) [γαστήρ, stomach; ἥπαρ, the liver]. Relating to both stomach and liver.
- Gastrohysterectomy** (*gas-tro-his-ter-ek'-to-me*) [γαστήρ, the stomach; ἵστρια, the womb; εκτομή, a cutting out]. The Porro-Cesarean operation. See *Operations*, Table of.
- Gastrohysterotomy** (*gas-tro-his-ter-ōt'-o-me*) [γαστήρ, stomach; ἵστρια, womb; τέμνειν, to cut]. The Cesarean section, q. 7.
- Gastrolith** (*gas-tro-lith*) [γαστήρ, stomach; λίθος, a stone]. A calcareous formation in the stomach; gastric calculus; bezoar.
- Gastrolithiasis** (*gas-tro-lith-ī'-a-īs*) [γαστήρ, stomach; λίθιασις, the formation of calculi]. A morbid condition associated with the formation of gastroliths.
- Gastrology** (*gas-trol'-ō-je*) [γαστήρ, stomach; λογος, science]. A treatise on the stomach and its functions.
- Gastromalacia** (*gas-tro-mal'-a-se-ah*) [γαστήρ, stomach; μαλακία, softening]. An abnormal softening of the structural tissue of the stomach; it is generally believed to be due to post-mortem acidity.
- Gastromelus** (*gas-trom'-el-us*) [γαστήρ, stomach; μέλος, limb]. A monster with accessory limbs attached to the abdomen.
- Gastromenia** (*gas-tro-mē'-ne-ah*) [γαστήρ, stomach; μήν, month]. Vicarious menstruation by the stomach.
- Gastrometritis** (*gas-tro-me-trit'-tis*) [γαστήρ, stomach; μήτρα, womb; τσις, inflammation]. Gastritis concurrent with metritis.
- Gastromycetes** (*gas-tro-mi-se'-tēz*) [γαστήρ, stomach; μύκης, mushroom]. A group of fungi, the spores of which are enclosed in a cavity or pouch.
- Gastropanceatic** (*gas-tro-pān-kr'-at'-ik*) [γαστήρ, stomach; πάγκρεας, pancreas]. Both gastric and pancreatic.
- Gastropathy** (*gas-trop'-ath-ē*) [γαστήρ, stomach; πάθος, disease]. Any disease or disorder of the stomach.
- Gastro-pericarditis** (*gas-tro-per-ik-ar-dit'-tis*) [γαστήρ, stomach; περί, around; καρδιά, heart; τσις, inflammation]. Gastritis concurrent with pericarditis.

- Gastroperiodynia** (*gas-tro-per-ee-od-in'-e-ah*) [γ αστηρ, stomach; π εριοδος, period; $\acute{\alpha}$ δινη, pain]. Periodic gastralgia.
- Gastrophrenic** (*gas-tro-fr-en'-ik*) [γ αστηρ, stomach; σ φρη, diaphragm]. Relating to both stomach and diaphragm.
- Gastroplegia** (*gas-tro-pl-eh'-e-ah*) [γ αστηρ, stomach; π ῆγη, stroke]. Paralysis of the stomach.
- Gastropore** (*gas-tro-por'*) [γ αστηρ, stomach; π ορος, pore]. In biology, the mouth-opening of a gastrozooid.
- Gastroptosis** (*gas-tro-ptō'-sis*) [γ αστηρ, stomach; π τῶσις, fall]. A prolapse or downward displacement of the stomach.
- Gastro-pylorotomy** (*gas-tro-pil-or-ek'-to-me*) [γ αστηρ, stomach; π ύλωσις, a gate-keeper; $\acute{\epsilon}$ κτομή, excision]. Surgical excision of the pyloric portion of the stomach.
- Gastropyræ** (*gas-tro-pir'-e-ah*) [γ αστηρ, stomach; π ιρ, fire]. Inflammation or phlegmasia of the stomach.
- Gastrorrhagia** (*gas-tro-rh'-e-ah*) [γ αστηρ, stomach; ρ ήξις, to break forth]. See *Hematemesis*.
- Gastrorrhaphy** (*gas-tro-rh'-e-ah*) [γ αστηρ, stomach; ρ αφή, suture]. Suture of wounds of the abdominal wall or stomach.
- Gastrorrhea** (*gas-tro-rh'-e-ah*) [γ αστηρ, stomach; ρ οία, a flow]. Excessive secretion, or regurgitant flow, of gastric mucus or liquid.
- Gastrorrhæxis** (*gas-tro-rh'-e-ah*) [γ αστηρ, stomach; ρ ήξις, a breaking]. Rupture of the stomach.
- Gastroscope** (*gas-tro-skop'*) [γ αστηρ, stomach; σ κοπεῖν, to see]. An instrument for viewing the interior of the stomach. It consists essentially of a tube with an incandescence electric light and reflecting prisms.
- Gastroscopey** (*gas-tros'-kop-ee*) [γ αστηρ, stomach; σ κοπεῖν, to see]. The inspection of the interior of the stomach by means of the gastroscope.
- Gastrosis** (*gas-tros'-is*) [γ αστηρ, stomach; ρ όσος, disease; *pl.*, *Gastroses*]. A general term for any disease of the abdomen or of the stomach only.
- Gastrosphongioma** (*gas-tro-sfon-je-ō'-mah*) [γ αστηρ, stomach; σ φγίμη, sponge; $\acute{\omega}$ μα, tumor; *pl.*, *Gastrosphongiōmata*]. A fungosity of the stomach.
- Gastrosplenic** (*gas-tro-splen'-ik*) [γ αστηρ, stomach; σ πλην, spleen]. Relating both to the stomach and the spleen.
- Gastrosplenitis** (*gas-tro-splen-ī'-tis*) [γ αστηρ, stomach; σ πλην, spleen; τ ις, inflammation]. Inflammation of both stomach and spleen.
- Gastrostege** (*gas-tro-stē-j*) [γ αστηρ, stomach; σ τέγη, a roof]. In biology, one of the short, wide, transverse scutes or scales that cover the ventral surface of a snake.
- Gastrostenosis** (*gas-tro-ste-nō'-sis*) [γ αστηρ, stomach; σ τενω, narrow]. A stricture or morbid contraction of the stomach.
- Gastrostomy** (*gas-tros'to-me*) [γ αστηρ, stomach; σ τομα, mouth]. The establishing of a fistulous opening into the stomach.
- Gastrosuccorrhæa** (*gas-tro-suk-or-eh'-e-ah*) [γ αστηρ, stomach; σ υκρη, juice; ρ οία, a flow]. Reichmann's disease; hypersecretion of the gastric juice.
- Gastrothoracic** (*gas-tro-tho-rak'-ik*) [γ αστηρ, belly; θ οράξ, thorax]. Pertaining both to the abdomen and the thorax.
- Gastrotome** (*gas-tro-tō-me*) [γ αστηρ, stomach; τ ομή, a cutting]. A cutting instrument used in gastrotomy.
- Gastrotomy** (*gas-tro-tō-me*) [γ αστηρ, stomach; τ ομή, to cut]. Incision of the abdomen or the stomach.
- Gastrotrichous** (*gas-tro-trik'-e-ah*) [γ αστηρ, stomach; θ ρῖς, hair]. In biology, having the ventral surface of the body ciliated.
- Gastro-typhoid** (*gas-tro-tif-oid'*) [γ αστηρ, stomach; τ ύφος, smoke]. Typhoid fever with pronounced gastric symptoms.
- Gastrovascular** (*gas-tro-vas'-ku-lar*) [γ αστηρ, stomach; τ ασκήν, a little vessel]. Common to the functions of digestion and circulation, as the body-cavity of some animals.
- Gastroxia** (*gas-troks'-e-ah*) [γ αστηρ, stomach; $\acute{\alpha}$ ξις, acid]. Abnormal acidity of the contents of the stomach.
- Gastroxynsis** (*gas-troks-in'-sis*) [γ αστηρ, stomach; $\acute{\alpha}$ ξις, to irritate]. Rossbach's term for hyperchlorhydria; a periodic form of nervous dyspepsia with hyperacidity of the gastric juice. It is, in fact, a neurosis of secretion that may be quite independent of the time of digestion. It is a rare condition, and is associated either with profound neurasthenia or with locomotor ataxia. It is marked by a gnawing, unpleasant sensation in the stomach, severe headache, and the vomiting of a clear, watery, intensely acid secretion.
- Gastrula** (*gas'tru-lah*) [γ αστηρ, belly; *pl.*, *Gastrule*]. In biology, a stage in the development of Metazoans, in which the germ consists of a two-layered sac, produced by the invagination of the one-layered, hollow germ-sphere, the blastula.
- Gastrulation** (*gas-tru-lā'-shun*) [γ αστηρ, belly]. In biology, the process of formation of the gastrula by the invagination of the blastula.
- Gastruria** (*gas-tru'-re-ah*) [γ αστηρ, stomach; σ ῦρον, urine]. A supposed passage of urine into the stomach.
- Gate-vein** (*gat'-vān*). An old name for the portal vein.
- Gathering** (*gath'-er-ing*) [M.E., *gadering*, a gathering]. A popular name for an abscess, pustular inflammation, or suppurating sore.
- Gattine** (*gat'-ēn'*) [F.]. A disease of the silk-worm.
- Gaubius' Table**. See *Dose*.
- Gaule's Experiment**. See *Cytozōon*.
- Gaultheria** (*gaw-thel'-re-ah*) [after Dr. Gaultier, a Canadian physician]. Wintergreen, Teaberry. The leaves of wintergreen, *G. procumbens*, an evergreen plant, with properties due to a volatile oil, methyl salicylate, which is also found in black birch and several other plants. It is stimulant, astringent, and antipyretic, and is used in rheumatism and gout, or when salicylic acid is indicated. **G.**, **OL.**, oil of wintergreen, much used as a flavor. **Dose**, μ ijj-x. **G.**, **Spt.**, oil of wintergreen 5, alcohol 95. **Dose**, ζ ss-ij. **G. fragrans**, of India, affords an identical oil.
- Gaultherilene** (*gaw-thel'-il-ēn*) [after Dr. Gaultier, a Canadian physician], $C_{10}H_{16}$. A peculiar hydrocarbon found in the oil of gaultheria. It is a colorless, yellow or reddish liquid, of a peculiar strong and aromatic odor, a sweetish, warm, and aromatic taste, a slightly acid reaction, and a specific gravity of about 1.180. It is readily soluble in alcohol.
- Gaultier's Reagent**. See *Tests, Table of*.
- Gauntlet** (*gahn't-let*, or *gawn't-let*) [OF., *gantlet*, dim. of *gant*, a glove]. A surgical bandage that covers the hand and fingers like a glove. See *Bandage*.
- Gauze** (*gawz*). A thin, open-meshed cloth used for surgical dressings. When impregnated with antiseptic solutions or substances it is called *antiseptic gauze*, or, according to the substance used, it is spoken of as *iodoform-gauze*, *sublimate-gauze*, etc. See *Carbasus*.
- Gavage** (*gar-ahzh'*) [Fr.]. 1. The regular feeding of an infant with freshly-drawn mother's milk, through a small, soft catheter passed into the stomach at each feeding. 2. The administration of liquid nourishment through the stomach-tube.
- Gavard's Muscle**. See *Muscles, Table of*.
- Gay-Lussac's Laws**. See *Laws*.
- Gazeol** (*gaz'-e-ol*) [Fr., *gazol*]. A mixture of naph-

thalin, 1 part; benzene, 10 parts; acetone, 10 parts; coal-tar, 100 parts; aqua ammoniac (20 per cent.), 1000 parts; it is recommended as affording a vapor for inhalation in whooping-cough.

Geber's Glomerules. The convolutions of the terminal branches of the nerves supplying the epithelial lining of the mouth.

Geddes' Fluid Extract. See *Abies*.

Geissler's Apparatus. An apparatus for estimating the quantity of carbonic acid in a carbonate.

Geissospermin, or Geissin (*gi-so-sper'-min*, or *gi'-sin*) [*γείσσω*, cornice; *σπίρμα*, seed], $C_{19}H_{24}N_2O_2 + H_2O$. An alkaloid from the bark of *Geissospermum laeve*; it is a depressant of the respiration and of the cardiac action.

Geissospermum (*gi-so-sper'-mum*) [*γείσσω*, cornice; *σπίρμα*, seed]. A genus of apocynaceous trees. **G. læve** and **G. vellosii**, of Brazil, afford *Pao-pereira* ("pear-tree") bark, an active febrifuge and astringent. Unof.

Geitonogamy (*gi-ton-og'-am-e*) [*γείτων*, a neighbor; *γάμος*, marriage]. In biology, fertilization of one flower by pollen from another flower of the same plant.

Gelasma (*jel-az'-mah*) [*γέλασμα*, laughter], or **Gelasmus** (*jel-az'-mus*) [*γέλαστος*, laughable]. Insane or hysteric laughter.

Gelatin (*jel'-at-in*) [*gelare*, to congeal]. An albuminoid substance of jelly-like consistence, obtained by boiling skin, connective tissue, and bones of animals in water. The glue of commerce is an impure variety. See *Glue*. **G. Bath.** See *Bath*. **G., Blasting.** See *Blasting Gelatin*.

G. Capsules, capsules of gelatin designed for containing medicines of nauseating taste.

G. Culture-medium, a jelly made by a solution of the best commercial food-gelatin in the proportion of 6, 8, or 10 parts to 100 of water, with 1 or 2 parts of dried peptones or glucose (the latter not to be used if the culture is to be made on slides) for increased nutritive value. Bicarbonate of soda is used to neutralize the acid reaction. This, in bacteriology, is simply known as *Gelatin*.

G.-dynamite. See *Blasting Gelatin*. **G., Liquid,** a substance for fastening paper to glass, wood, or paper; its formula is:—

Gelatin or clear glue,	75 to 100 grams (33)
Commercial acetic acid (No. 8),	100 c.c. (3.4 f3)
Water,	100 c.c. (3.4 f3)
95 per cent. Alcohol,	100 c.c. (3.4 f3)
Glycerin,	15 to 30 c.c. (½ to 1 f3)

Crush the glue and put it into a bottle with the acid; set in a warm place and shake occasionally. After three or more days add the other ingredients. **G., Medicated,** a soft basis consisting of gelatin 3, zinc oxid 3, glycerin 5, water 9 parts, to which antiseptic or other medicaments may be added. It is preferable to greasy ointments. All unof. **G. Sugar.** See *Glycin*.

Gelatinigerous (*jel-at-in-ij'-er-us*) [*gelatina*, gelatin; *gerere*, to bear]. In biology, applied to such organisms as secrete a gelatinous investment.

Gelatinoid (*jel'-at-in-oid*) [*gelare*, to freeze; *είδος*, likeness]. 1. Resembling gelatin. 2. Any member of a class of nitrogenous substances, including chondrin, collagen, elastin, gelatin, etc

Gelatinous (*jel'-at-in-us*) [*gelare*, to freeze]. Resembling or having the nature of gelatin. **G. Tissue.** See *Animal Tissue*.

Gelatio (*jel-at'-she-o*) [L.]. Synonym of *Frostbite*.

Gelation (*jel-at'-shun*) [*gelatio*, a freezing]. 1. Freezing; congelation; also frost-bite, or chilblain. 2. Catalepsy.

Geld [ME., *gelden*, to castrate]. To castrate; to emasculate.

Gelding (*gell'-ding*) [ME., *gelding*, a eunuch]. 1. Castration. 2. A castrated person or animal.

Gelidium (*jel-id'-e-un*) [*gelum*, cold]. A genus of seaweed. **G. corneum**, affords gelatin, and others, as **G. spiniform**, supply some portion of the agar agar of commerce.

Gelle's Experiment. A diminution of the bone-conduction of sound resulting from compression of the air in the external auditory canal.

Gellert's Green. Same as *Rinnmann's Green*.

Gelose (*jel-oz'*) [*gelare*, to freeze]. 1. The gelatinizing principle of agar agar. 2. A culture-medium used in bacteriologic investigation. Gelatin liquefies at 23° or 24° C., and is thus inferior to gelose for those cultures that require a higher degree of heat for their proper development. Agar agar contains a considerable proportion of chemie gelose. Of the agar agar a jelly is made, 2 to 3 parts (to 100) of dried peptone added; 10 to 15 parts of this substance to 50 parts of water, with 1 to 5 of glycerin, form a nutritive jelly which is called *gelose*, from its essential ingredient. It is also called *Parabin*.

Gelosin (*jel'-o-sin*) [*gelare*, to freeze]. A mucilage resembling gelose, and extracted from some kinds of agar-agar and from various species of algae. It is soluble in water and alcohol, and is an excellent excipient for powders, tinctures, and salts, and is serviceable in bacterial cultures. Unof.

Gelsemin (*jel'-sem-in*) [*gelseminum*, jasmine]. 1. $C_{11}H_{19}NO_2$, a poisonous alkaloid from *Gelsemium*, *g. v.* 2. A precipitate or resinoid from a tincture of the root-bark of *Gelsemium sempervirens*; it is a febrifuge, antispasmodic, emmenagogue, and narcotic; dose ¼ to 1 grain. Unof.

Gelseminin (*jel'-sem-in-in*) [*gelseminum*, jasmine]. An alkaloid of *Gelsemium*. It is an amorphous yellowish-white, bitter, very poisonous powder, soluble in ether and chloroform, less so in alcohol and water. Dose gr. $\frac{1}{60}$ - $\frac{1}{20}$.

Gelsemium (*jel'-se'-me-un*) [*gelseminum*, jasmine]. $C_{11}H_{19}NO_2$. Yellow Jasmine. The root of *G. sempervirens*, abundant in the southern U. S., with properties mainly due to an alkaloid, *gelsemin*, a powerful motor depressant, antispasmodic, and diaphoretic. In toxic doses it produces diplopia, extreme muscular weakness, and anesthesia, death occurring from asphyxia. It is useful in exaltation of nerve-action and in cerebro-spinal meningitis, and is especially valuable in remittent and malarial fevers. Dose gr. ij-xx. **G., Ext., Alcoholic** (B. P.). Dose gr. ¼ - ½. **G., Ext.,Fld., alcoholic.** Dose mjj-xx. **G., Tinct.,** 15 per cent. in strength. Dose mλ-5j. **Gelseminin**, the alkaloid. Dose gr. $\frac{1}{30}$ - $\frac{1}{20}$. **G., Hydrochloras,** freely soluble in water. Dose gr. $\frac{1}{60}$ - $\frac{1}{20}$. **G., Hydrochlorat., Liq.,** one grain in one dram. Dose mjj-ij, hypodermatically.

Gely's Suture. See *Suture*.

Gemellus (*jem-el'-us*) [dim. of *geminus*, twin]. Double. In pairs. **G. Muscle,** the gastrocnemius muscle, on account of its double origin. See *Muscles*, *Table of*.

Gemina (*jem'-in-ah*) [L., twins]. A name for the corpora quadrigemina, or optic lobes. They constitute the larger part of the mesocephalic roof.

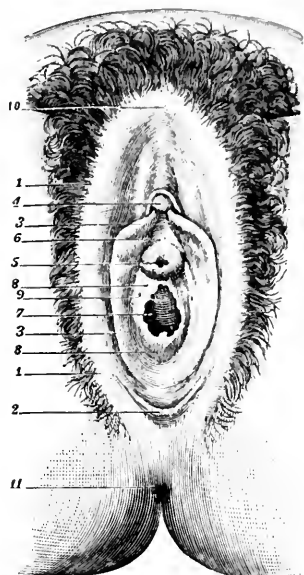
Geminate (*jem'-in-at*) [*geminus*, a twin]. In pairs. In biology, parts that are disposed in pairs.

Geminiflorous (*jem-in-if-l'-rus*) [*geminus*, twin; *flos*, flower]. In biology, applied to plants that produce flowers in pairs.

Geminous (*jem'-in-us*) [*geminus*, a twin]. Same as *Geminate*. **G. or Connate Teeth,** twin-formation of two teeth from the occurrence of a double dental germ in a single sac, from which are developed two

- teeth of the same class, when normally there should be but one.
- Gemma** (*jen'ul-ah*) [L., a swelling bud, a germ: *pl.*, *Gemmae*]. In biology, one of the various asexual reproductive bud like processes of cryptogams.
- Gemination** (*jen-ul' shun*) [*gemmare*, to put forth buds]. In biology, asexual reproduction by budding, as distinguished from fission and tree-cell formation. Gemination occurs in certain cryptogams and in the *Celenterata*, *Porifera*, and *Plouctata* among animals, in which the bud arises as an evagination of the ectoderm only. Cf. *Idioplasm*, *Blastemio*, and *Bud-ding*.
- Gemmipara, Gemmiparæ** (*jen-ul'-ar-ah, -e*) [*gemma*, a bud; *parere*, to produce]. In biology, organisms that reproduce by budding.
- Gemmule** (*jen'ul' ul'*) [*gemmula*, a little bud; dim. of *gemma*, a bud]. In biology, (a) one of the small buds produced by a gemmiparous organism. (b) In Darwin's theory of pangenesis, one of the invisible granules or atoms, being given off continually by all the cells of the body, conveyed into the blood and circulated through the body to finally settle down in other cells, especially the germ cells. Each gemmule is supposed to reproduce the cell from which it is derived, and the gemmules of the different cells become active in the same order as that in which the corresponding cells followed each other in the ontogeny of the parent. Galton accepted the "gemmule hypothesis," but denied the circulation of the gemmules. Brooks attributes to the male germ-cell a particularly strong power of attraction for the gemmules, so that it collects a special mass of them and stores them up. Cf. *Anlage*, *Biophor*, *Determinant*, *Id*, *Idioplasm*, *Heredité*.
- Gena** (*jen'-nah*) [L., the cheek: *pl.*, *Genæ*]. In biology, applied to a rather poorly defined region on the side of the head of various animals; the cheek.
- Genal** (*jen'-nil*) [*gignere*, the cheek]. Relating to the gena, or cheek.
- Genepi** (*jen'-epi*). See *Genipi*.
- General** (*jen'-er-ah*) [L., Plural of *Genus*, *q.v.*].
- General** (*jen'-er-ah*) [*generalis*, of a kind]. Common to a class; universal. **G. Anatomy**, histology, especially comparative histology. **G. Anemia**, oligemia; also, deficiency of hemoglobin in the blood. **G. Paralysis**, or **Paresis**. See *Paralysis*, *General*, *of the Intestine*.
- Generale** (*jen-er-ah'-e*) [Fr.]. Synonym of *Influenza*.
- Generate** (*jen'-er-at*) [*generare*, to beget]. To beget; to produce of the same kind.
- Generatio æquivoca** (*jen-er-ah'-she-o e-kwi'-o-kah*) [L.]. See *Generation*, *Æquivocal*.
- Generation** (*jen-er-ah'- shun*) [*generatio*, a begetting]. The begetting or production of offspring. **G., Alternate**, in biology, the alternation of asexual with sexual generation, the offspring of one process differing from that of the other, e.g., the asexual fern and the sexual prothallium, the asexual hydroid polyp and the sexual medusa. **G., Alternations of**. See *Alternations of Generation*. **G., Equivocal**, spontaneous generation; birth from parentage of another form; abiogenesis. **G., Fissiparous**. See *Fission*. **G., Organs of**, those that are functional in reproduction; the genitalia. **G., Spontaneous**, abiogenesis; the generation of living from non living matter.
- Generator** (*jen'-er-ah'-er*) [*generare*, to generate]. One who, or that which, begets or causes. **G.-gas**, a gas formed from coal, varying in composition according to the kind of coal employed and the manner of working; it is used to gasify coke and for the production of heat and power.
- Generic** (*jen-er'-ik*) [*genus*, a kind]. Pertaining to the same genus.
- Genesial** (*jen-er'-ze-al*) [*γένεσις*, origin]. Pertaining to generation. **G. Cycle**, the periods of ovarian, uterine, and mammary activity into which the reproductive life of the female is divided; the first extending from puberty to conception, the second from conception to gestation, and the third from gestation through lactation.
- Genesiology** (*jen-e-ze-ol'-o-je*) [*γένεσις*, reproduction; *λόγος*, science]. The science of reproduction.
- Genesis** (*jen'-es-is*) [*γένεσις*, production]. The act of begetting; development; origin; formation; generation.
- Genetic** (*jen-er'-ik*) [*γένεσις*, generation]. Pertaining to generation, or to anything inherited. **G. Affinity**, relationship by direct descent.
- Genetous** (*jen'-et-us*) [*γένεσις*, generation]. Congenital; existing from some point or period in fetal life; as genetous idiocy.
- Genévrette** (*jen-a-vret'*) [Fr.]. A drink made by the fermentation of wild fruits with juniper-berries and wine; it is popular in parts of Switzerland.
- Genga's Bandage**. See *Bandage*.
- Genial** (*jen'-ne-al*) [*gena*, chin]. Pertaining to the chin. **G. Tubercles**, four prominent tubercles on the internal surface of the lower jaw.
- Genian** (*jen'-ne-an*) [*gena*; *γένειον*, chin]. Pertaining to the chin.
- Geniculate, Geniculated** (*jen-ik'-u-lat, -ed*) [*geniculare*, to bend the knee]. In biology, kneed, or abruptly bent. **G. Bodies**, the corpora geniculata; two oblong, flattened bodies on the outer side of the corpora quadrigemina and under the back part of the optic thalamus. See *Geniculum*. **G. Ganglion**. Same as *Intumescencia gangliiformis*.
- Geniculum** (*jen-ik'-u-lum*) [*genus*, knee]. One of the two eminences on the latero-caudal aspect of the diencephal; the *post-geniculum* is mesad and more distinct, and the *pre-geniculum*, laterad and less distinct.
- Genio-** (*jen'-ne-o-*) [*γένειον*, the chin]. A prefix denoting connection with the chin. **G.-hyoglossus Muscle**. See *Muscles*, *Table of*. **G.-hyoid Muscle**. See *Muscles*, *Table of*.
- Genioplasty** (*jen'-ne-o-plas-te*) [*γένειον*, chin; *πλάσσειν*, to form]. Plastic surgery, or a plastic operation, upon the chin.
- Genipap** (*jen'-e-pap*) [native Guiana, *Genipapo*]. The agreeable edible fruit of *Genipa americana*, a rubiaceous tree of tropical America. Cataplasms are made of the unripe fruit.
- Genipi** (*jen'-ip-e*) [Fr., *génépi*]. A green bitter-sweet cordial, or liquor, made from Alpine herbs of the genera *Artemisia*, *Achillea*, etc.
- Genista** (*jen-is'-tah*) [L.]. A genus of leguminous plants. **G. canariensis**, affords some part of the so-called oil of rhodium. **G. purgans**, of W. Europe, is purgative and emetic. **G. tinctoria**, dyer's broom, is diuretic and purgative. Unof.
- Genital** (*jen'-it-al*) [*genitalis*, pertaining to generation]. Pertaining to the organs of generation or to reproduction. **G. Cord**, the union of the two ducts of Wolff and of Müller to form a common cord in the embryo. **G. Eminence**, or **Tubercle**, an elevation appearing about the sixth week of embryonic life, in front of the cloaca, and from which the penis or clitoris is developed. **G. Fissure**, a furrow extending from the genital eminence of the embryo to the cloaca. **G. Folds**, two plications at the side of the orifice of the cloaca. **G. Furrow**. Same as *G. Fissure*. **G. Sense**, the degree of vigorousness of the development of ovisacs.
- Genitalia** (*jen-it-ah'-le-ah*) [*genitalis*, pertaining to gen-

eration]. The organs of generation. In the *male* these consist of two testicles or seminal glands, with their excretory ducts; a musculo glandular organ, the prostate, which provides a material for the dilution of the semen; an organ of copulation, the penis; and a canal, the urethra, piercing the prostate and penis, and



EXTERNAL GENITALIA OF FEMALE.

1. Labia majora of right side. 2. Fourchet. 3. Labia minora.
4. Clitoris. 5. Urethral orifice. 6. Vestibule. 7. Orifice of the vagina. 8. Hymen. 9. Orifice of the vulvo-vaginal gland.
10. Anterior commissure of the labia majora. 11. Orifice of the anus.

servicing for the transit of the generative and urinary secretions. The *female* genitals include an *external* part, the vulva, and the vagina, or passage-way leading to the *internal* organs; the latter include the ovaries, or organs of ovulation, with their ducts or Fallopian tubes, and the uterus, a musculo-mucous sac in which the ovum undergoes development and by which the fetus is ultimately expelled.

Genitalist (*jen'-it-al-ist*) [*genitalis*, pertaining to generation]. One who is a specialist in the treatment of diseases and affections of the genital organs.

Genito- (*jen'-it-o-*) [*genitus*, begotten, from *gignere*, to be born]. A prefix denoting connection or relation to the genital organs. **G.-anal**, pertaining to the genitals and the anus. **G.-crural**. See *Nerves*, Table of. **G.-enteric**, relating to the genitals and to the intestine. **G.-spinal Center**. See *Center*. **G.-urinary**, relating to the genitals and the urinary organs.

Gennari, Line of. See *Lines*, Table of.

Genoblast (*jen'-o-blast*) [*γενος*, sex; *βλαστος*, germ]. 1. The nucleus of the impregnated ovum, regarded as bisexual. 2. An ovum or spermatozoid.

Genocatachresia (*jen-o-kat-ak-re'-ze-ah*) [*γενος*, sex; *κατάχρησις*, misapplication]. Perversion of the sexual instinct.

Genometabole (*jen-o-me-tab'-o-le*) [*γενος*, sex; *μεταβολή*, change]. The modification of sexual character that may follow the menopause.

Gentle's Green. See *Pigments*, *Conspectus of*.

Gentian, or **Gentiana** (*jen'-she-an*, or *jen'-she-a' nah*) [*gentiana*, gentian]. The root of *G. lutea*, a European, and of *G. catesbeii*, an American species, a simple, non-astringent bitter. It is highly esteemed as a

stomachic tonic in convalescence from acute diseases and malarial fever. **G.-blue**. Same as *Spirit blue*. **G., Ext.** Dose gr. j-v; dose of the British extract gr. ij-x. **G., Ext., Fld.** Dose ʒss-j. **G., Infusum, Comp.**, unof., gentian 10, bitter orange peel 2½, coriander 2½, alcohol 40, water to make ʒ20. Dose ʒj-ʒj. **G., Mist., Alkaline**, unof., dil. hydrocyanic acid mʒij, sodium bicarb. gr. xv, infus. gentian, comp. to make ʒj. Dose ʒj. **G. et Sennæ, Mist.**, unof., infus. of senna ʒij, comp. tinct. cardamom ʒj, comp. infus. of gentian ʒvj. Dose ʒx. **G., Tinct., Comp.**, contains gentian 10, bitter orange peel 4, cardamom 1, dil. alcohol to make 100. Dose ʒss-ij.

Gentiogenin (*jen she-oh'-en-in*). See *Gentiopicroin*.

Gentiopicroin (*jen-she-oh'-pik'-rin*) [*gentiana*, gentian; *πικρον*, bitter], C₂₀H₃₀O₁₂. The principal constituent of *Gentian*. It is a peculiar, intensely bitter, crystalline glucosid, forming clear, radiate, or clustered needles, soluble in water and dilute alcohol, insoluble in ether. Diluted acids separate it into sugar and *gentiogenin*, a yellow, bitter, neutral powder.

Gentisin (*jen'-tis-in*) [*gentiana*, gentian], C₁₁H₁₀O₅. A coloring-matter contained in gentian-root; it crystallizes in yellow needles.

Genu (*je'-nu*) [*genu*, the knee; *πλ.*, *Genua*]. 1. The knee. 2. Any bent or knee-shaped structure; as the *genu* of the corpus callosum, or of the optic tract.

G. corporis callosi, the cephalic reflected part of the *corpus callosum*. **G.-cubital**, relating to the knee and the elbow; as the *Genucubital Posture*, in surgery. See *Postures*, Table of. **G. extrorsum**, out-knee; outward bowing of the knee; bow-leg. **G. facialis**, the curved portion of the bundle of rootlets emerging from the subnuclei of the *Nidus facialis*, and causing, together with the underlying nidus of the abducens, the *Eminentia facialis* on the floor of the fourth ventricle. **G.-pectoral**, relating to the knee and the chest. **G.-p. Posture**, the (so-called) Knee-chest Posture. See *Postures*, Table of. **G. recurvatum**, the backward curvature of the knee-joint. **G. valgum**, inward curving of the knee; knock-knee; in-knee.

G. varum. Same as *G. extrorsum*.

Genual (*jen'-u-al*) [*genu*, the knee]. Pertaining to a knee or to a genu.

Genuclast (*jen'-u-klast*) [*genu*, knee; *κλαω*, to break]. An apparatus for the forcible correction of knee-joint deformities or adhesions.

Genuflex (*jen-u-fleks'*) [*genu*, knee; *flexus*, bent]. Bent at, or like, the knee. Also, bent at any joint.

Genuflexion, Genuflection (*jen-u-fleks'-shun*) [*genu*, knee; *flexus*, bent]. The bending or flexion of the knee.

Genuflexuous (*jen-u-fleks'-u-us*) [*genu*, knee; *flexus*, a bending]. In biology, zig-zag, with knee-like bendings.

Genus (*je'-nus*) [*genus*, a family; *πλ.*, *Genera*]. A species or a number of species marked by one or more common characteristics that distinguish them from other groups of species.

Genyantralgia (*jen-e-an-tral'-je-ah*) [*γεννη*, jaw; *αντρον*, cave; *αλγος*, pain]. Pain or neuralgia in the antrum of Highmore.

Genyantritis (*jen-e-an-trit'-tis*) [*γεννη*, jaw; *αντρον*, cave; *τις*, inflammation]. Inflammation of the genyantrum.

Genyantrum, or **Genyantron** (*jen-e-an'-trum*, or *-tron*) [*γεννη*, jaw; *αντρον*, cave]. The maxillary antrum, or antrum of Highmore.

Genyplasty (*jen'-e-plas-te*) [*γεννη*, cheek, chin, jaw; *πλαστω*, to form]. An operation for reforming or restoring the cheek or jaw, imperfect either from injury or from congenital malformation.

Geoblast (*gē-ō-blast*) [*gē*, earth; *βλαστόν*, germ]. In biology, a plumule that in germination rises above the ground, leaving the cotyledons buried, e. g., that of the pea.

Geoffroya (*gē-ō-fō-ī-ō-ya*) [after *G. Geoffroy*, a French physician]. A genus of leguminous trees. **G. spinulosa** and **G. vermicifuga** are S. American trees with anthelmintic seeds. Unof.

Geogenous (*gē-ō-jen-ū-s*) [*gē*, earth; *γεννέω*, produce]. In biology, applied to such plants as grow on the ground, rather than on other plants; specifically applied to ferns.

Geographic Tongue. A swelling on the dorsum of the tongue, which becomes covered with smooth, map-like masses. It is very common and obstinate in its nature, and most frequently attacks young children. It is probably the expression of a trophic neurosis.

Geography (*gē-ō-jō-ō-grā-fee*) [*gē*, earth; *γραφία*, to write]. In medicine, a description of the earth's surface, with reference to climatology and the distribution of diseases, with attention to origin and locality.

Geolin (*gē-ō-lin*) [*gē*, earth; *λίπιν*, oil]. A trade-name for a product resembling vaselin.

Geology (*gē-ō-lō-jē*) [*gē*, earth; *λόγος*, science]. The science treating of the structural development of the earth.

Geomatism (*gē-ō-mā-tizm*) [*gē*, earth; *μάζωω*, even]. In biology, the tendency of organisms to adjust themselves to the attraction of gravitation by symmetric growth in horizontal planes.

Geomaly (*gē-ō-mā-lyā*). Same as *Geomatism*.

Geometry (*gē-ō-mē-trē*) [*gē*, earth; *μετρον*, a measure]. That branch of mathematic science that treats of the relations of magnitudes.

Geophagia (*gē-ō-fā-jē-ā*). See *Geophagism*.

Geophagism (*gē-ō-fā-jē-izm*) [*gē*, earth; *φαγνν*, to eat]. The habit of earth-eating or clay-eating; clithonophagia.

Geophagist (*gē-ō-fā-jē-ist*) [*gē*, earth; *φαγνν*, to eat]. A dirt-eater.

Geophagous (*gē-ō-fā-jē-ū-s*) [*gē*, earth; *φαγνν*, to eat]. Afflicted to dirt-eating.

Geophagy (*gē-ō-fā-jē-ē*). See *Geophagism*.

Geophilous (*gē-ō-fī-lē-ū-s*) [*gē*, earth; *φίλος*, loving]. In biology, ground-loving, e. g., certain snails.

Georgia Bark (*gē-ō-jō-ō-ā*) [after King *George*, of England]. The bark of *Pinus kurya pubens*, a tree of N. America; it is said to be febrifuge. Unof.

Geotropic (*gē-ō-jō-ō-trō-pik*) [*gē*, earth; *τροπήω*, to turn]. Affected by or turning toward the earth; exhibiting a tendency to grow toward the earth. The roots of plants are *geotropic*.

Geotropism (*gē-ō-jō-ō-trō-pizm*) [*gē*, the earth; *τροπήω*, to turn]. In biology, the tendency of roots and other parts to grow downward toward the earth.

Geotropy (*gē-ō-jō-ō-trō-pē*). Same as *Geotropism*.

Gephyrocercal (*gē-ō-fī-ō-sē-ō-sē-ō-l*) [*γέφυρα*, a bridge; *κύκλος*, ring]. In biology, applied to fishes in which the dorsal fin is replaced by the union of the dorsal and anal fins.

Geranium (*gē-ō-rā-nē-ū-m*) [*geranium*, geranium]. A precipitate from the tincture of Craneshill, *Geranium maculatum*. It stimulates and contracts the caliber of the capillary vessels of the mucous membranes, etc. Dose 1 to 5 grains, 3 times.

Geranium (*gē-ō-rā-nē-ū-m*) [*geranium*, geranium; *γεννέω*, to produce]. A medicinal root. The root of *G. maculatum*, which becomes bitter due to tannic and gallic acids. It is used in dyspepsia, infantile colic, etc. **G.**, **Ext.**, **Fld.**. Dose 1 to 5 grs.

Geriatric (*gē-ō-rā-tē-ō-ō-s*) [*geron*, old age]. Relating to old age.

Geratology (*ger-at-ol-ō-ō-jē*) [*γῆρας*, old age; *λέγω*, to speak]. That department of biology that treats of the decadence and gradual extinction of a group of organisms.

Gerber's Food. A variety of infantile milk-food having the following composition: Water, 0.78; fat, 2.21; grape-sugar and milk-sugar, 0.00; cane-sugar, 30.50; starch, 38.48; soluble carbohydrates, 44.70; albuminoids, 0.50; ash, 1.21.

Gerdy, Fibers of. See *Fibers*. **G.**, **Ligament of**. See *Ligament*.

Gerhardt's Sign. See *Signs and Symptoms, Table of*. **G.'s Test**. See *Tests, Table of*. **G.**, **Type Theory of**, the molecules were considered as residues that remain unaltered in certain reactions.

Gerlach's Ammonia-carmin. See *Stains, Table of*. **G.'s Carmin Mass**, a warm-flowing mass for injecting tissues. Dissolve 5 gm. of carmin in a mixture of 4 c.c. of water and 0.5 c.c. of ammonia. Allow the solution to stand several days, and mix with 8 parts of a solution of gelatin, 1 to 2. Filter and inject at a temperature of 40° C.

G.'s Network, or Plexus, an exceedingly delicate fibrous network of the finest nerve-fibrils in the gray matter of the cord. **G.'s Theory**, pertains to the connection of the nerve-fibers and ganglionic cells of the cord. **G.'s Tubal Tonsil**, a granular condition sometimes noticed at the orifices of the Eustachian tubes in chronic inflammations in this region, and due to swelling of the muciparous glands of the tube. **G.'s Valve**, the fold of mucous membrane that surrounds the mouth of the vermiform appendix.

Gerlier's Disease. An affection (of farm-hands) characterized by sudden paroxysms of fosis, vertigo, muscular paresis, and cervico-occipital pain. See *Diseases, Eponymic Table of*.

Germ (*jerm*) [*l.*, *germen*, sprig, offshoot, embryo]. In biology, (a) a portion of matter potentially vital and having within itself the tendency to assume a definite living form (Harvey); a spore, a seed, an embryo. (b) A microbe or bacterium. **G.-area**, the germinal area, the germinal disc, *area germinativa*, the spot on an ovum where the development of the embryo begins. **G.**, **Asexual, or Unisexual**. See *Parthenogenesis, Germ-plasm, Evolution, and Reproduction*. **G.-band**, in embryology, one of the bands that unite to form the primitive streak. **G.-cell**. 1. The germinal vesicle in a non-fertilized ovum. 2. The ovum that has been impregnated, but which is still a single cell; a cytula, or a blastomere; a simple sphere. See also *Heredity*. **G.**, **Dentinal**, a tooth-papilla, or tooth-pulp. **G. of Disease**, the special virus or spore through which a disease becomes communicable. **G.-disc**. See *G.-area*. **G. Epithelium**, cylindrical cell on the surface of the median plate of the mesoblast. **G.-flesh**. See *Sarcophyte*. **G.-gland**, a germ-producing gland; an ovary or a testicle. **G.-history**, ontogeny, *g. h.* **G.-layer**, in biology, any one of the membranes of a developing germ, as the *blastophylla*, *epiblast*, *mesoblast*, *hypoblast*, *endoderm*, *ectoderm*, *mesoderm*, *somatopleure*, *splanchnopleure*. **G.-plasm**, in biology, a term introduced by Weissmann to indicate the reproductive or hereditary substance of living organisms. It is held to contain all the primary constituents of the entire organism; it is never produced neogenetically, but is ever passed on from the germ-cell in which an organism originates in direct continuity to the germ-cells of succeeding generations. It causes the production of the new individual by directing the process of division in ontogeny, in the course of which it becomes changed in a regular manner. It is composed primarily of biophores (*g. h.*) or bearers of vitality, the smallest units that exhibit vital force. (Cf. *pangenēsis*

of De Vries, *physiologic units* of Herbert Spencer, *plastidules* of Elsberg, and *plasomes* of Wiesner.) These biophores unite into groups called *determinants* (*q. v.*), each of which is a primary constituent of a cell. Groups of determinants in turn combine to form *ids* (Cf. *ancestral germ-plasms*), which correspond to the small granules hitherto called *microsomata* (*q. v.*). The ids again form groups called *idants* (*q. v.*), which correspond with the *chromatosomes* (*q. v.*) or rod-like granular masses of chromatin in the nucleus. **G.-plasma**, the protoplasm of the ovum or germ, supposed to determine the character of the resultant offspring; the physical basis of heredity and of the conservation of the species. Its alleged unchangeableness is called "the immortality of the germ-plasma." See *Protoplasm*. **G.-plasms**, **Ancestral**, Weismann's term for bodies of a highly complex constitution, each containing all the primary constituents that are necessary to the formation of an organism ("*Athenplasmen*"), afterward supplanted by the word *id*, *q. v.*. **G.-pore**, in cryptogamic botany, a simple pit in the coat of a spore or an opening that serves as a place of exit for the tubular outgrowths from the spore at the time of germination (De Bary). **G.-sac**, the vesicle constituting the blastoderm of mammals. **G.**, **Specific**, same as *Germ*. **G.-theory**, the doctrine of the origin of every organism from a germ or germ-plasm; *biostogenesis*, as distinguished from *neogenesis*, or spontaneous generation. Also the doctrine that certain diseases are dependent upon the presence of certain microorganisms. **G.-tube**, in cryptogamic botany the filamentous growth of a spore upon germination. **G.-vesicle**. See *Germinal Vesicle*.

German (*jer'-man*) [*Germanus*, German]. Pertaining or belonging to Germany. **G. Breast-tea**, a decoction of althea, *q. v.* **G. Black**. Same as *Frankfort Black*. **G. Chamomile**. See *Matricaria*. **G. Disease**. Synonym of *Influenza*. **G. Ichthyol**. See *Thiol*. **G. Measles**. See *Rubeola*. **G. Method**, the oral method of instruction for deaf-mutes. **G. Tinder**. See *Amadou*.

Germander (*jer-man'-der*, or *jer'-man-der*) [ME., *germander*, *germander*]. A popular name for plants of the labiate genus *Teucrium*. *T. chamaedrys*, of Europe, is a popular polychrest remedy. *T. nardum* is diaphoretic, tonic, and emmenagogue. Unof.

Germarium (*jer-ma'-re-um*) [*germen*, germ]. In biology, applied to the ovary of certain invertebrates.

Germicidal (*jer'-mis-i-dal*) [*germen*, a germ; *caedere*, to kill]. Destructive of germs.

Germicide (*jer'-mis-id*) [*germen*, germ; *caedere*, to kill]. A microbicide; an agent that destroys germs.

Germiculture (*jer'-me-kul'-chur*) [*germen*, germ; *cultura*, culture]. The artificial culture of bacteria.

Germifuge (*jer'-mif-uj*) [*germen*, a germ; *fugare*, to banish]. 1. Having the power of expelling germs. 2. An agent that expels germs.

Germinal (*jer'-min-al*) [*germen*, a germ]. Pertaining to a germ or the genesis of a tissue or organ. **G. Area**, the *Area germinativa*, or *embryonal shield*, a white round spot upon one side of the vitelline membrane in which the blastoderm becomes double. **G. Disc**. See *Disc*. **G. Matter**. See *Protoplasm*. **G. Membrane**, the blastoderm. **G. Spot**, the nucleolus of the ovule. **G. Vesicle**; (a) the blastosphere or blastodermic vesicle; (b) a lacuna in the substance of the germ; (c) the imperfectly formed germ-cell in the embryo-sac previous to fertilization. Cf. *Gastrocystis*.

Germination (*jer-min-a'-shun*) [*germinatio*, sprouting, budding]. In biology, the development of an embryo from the ovum. Sprouting of a seed or spore.

Germule (*jer'-mul*) [*germen*, a germ]. An incipient germ.

Gerocomia, or **Gerocomy** (*jer-o-ko'-me-ah*, or *jer'-o-me*) [*γῆρας*, old man; *κομῆναι*, to care for]. The hygienic and medical care of old people.

Gerocomium (*jer-o-ko'-me-um*) [*γῆρας*, old man; *κομῆναι*, to care for]. A home or institution for aged people.

Geromarasms (*jer-o-mar-as'-mu*) [*γῆρας*, old man; *μαρῆσις*, a wasting]. Emaciation and weakness characteristic of extreme old age.

Geromeninguria (*jer-o-men-in-gu'-re-ah*) [*γῆρας*, old man; *μῆρις*, membrane; *ὑρῆς*, urine]. That senile condition in which the urine contains membranous shreds.

Geromorphism (*jer-o-mor'-fiz-m*) [*γῆρας*, old age; *μορφή*, form]. Decrepitude of the cutaneous system; appearance of age in a young person.

Geroni speciosa (*jer-o-ne-spe-ke-oh'-sah*) [L.]. An Andean plant, having a local reputation as a remedy for syphilis and rheumatism. Unof.

Gerontoxon (*jer-on-tox'-on*). See *Artemisia*.

Geropigia (*jer-o-pi'-ah*) [Port.]. A strongly sweetened and colored mixture of brandy and grape-juice, used in adulterating and fortifying wines.

Gerst's Method. See *Treatment, Method of*.

Gestation (*jes-ta'-shun*) [*gestatio*; *gestare*, to bear]. Same as *Pregnancy*. **G.**, **Abdominal**, the form of extra-uterine gestation in which the product of conception is developed in the abdominal cavity. **G.**, **Double**. 1. Twin pregnancy. 2. The coexistence of uterine and extra-uterine pregnancy. **G.**, **Ectopic**. Same as *G.*, *Extra-uterine*. **G.**, **Extra-uterine**, pregnancy in which the product of conception is not contained in the uterine cavity. **G.**, **Dorsal**, the hatching of eggs on the back, as occurs in certain batrachians, e. g., the Surinam toad. **G.**, **Mammary or Pouch**, the completion of growth in a pouch, as in marsupials. **G.**, **Oral**, applied to the hatching of eggs in the mouth, as occurs in some fishes.

Geum (*je'-um*). See *Arens*.

Gheel System (*gel-sis'-tem*) [from *Gheel*, a town in Belgium]. The colony-plan of housing, boarding, and treating the insane, which prevails at Gheel, in Belgium.

Giacomi's Method. A method of staining the bacillus of syphilis. See *Stains, Table of*.

Giacomini's Method of Preserving the Brain. Immerse the brain in a saturated solution of chlorid of zinc; turn several times daily and inject 600 grms. of the liquid through the carotids. Remove the membranes in 48 hours. Allow the brain to remain in the solution until it begins to sink, then immerse in alcohol for 10 days. Immerse in glycerin until it sinks; remove, allow to dry, and varnish.

Giampetro-Löwenberg Method. A method of introducing the Eustachian catheter. The catheter is passed into the pharynx and the beak is then turned toward the opposite tube and the catheter withdrawn until it catches on the posterior edge of the septum narium, when it is rotated in the opposite direction through an arc of at least 480° into the tube which it is desired to catheterize.

Giant (*ji'-ant*) [*γίγας*, large or ponderous]. An adult of a species excessively developed in stature and proportions. **G.-cell**. See *Cell*. **G. Pelvis**. See *Pelvis, Female, Deformities of*. **G.-powder**. See *Quinin*. **G.-swelling**. See *Angio-neurotic Edema* and *Urticaria tuberosa*. **G. Urticaria**. See *Urticaria adenomatosa*.

Giantism (*ji'-an-tizm*) [*γίγας*, large]. Excessive overgrowth; the quality of being gigantic. Gigantism.

- Gianuzzi, Cells or Crescents of.** Granular protoplasmic cells found in mucous glands between the mucous cells and the basement membrane; they play an important part in the functional activity of the gland. They are also called *Schlemmer* cells. See *Cell*.
- Gibbes' Method.** A method of staining tubercle-bacilli. See *Stain, Tubercle*.
- Gibbon's Hydrocele.** See *Hydrocele*.
- Gibbosity** (jib'os-i-ti) [L., *gibbosus*, a hump]. The condition of being a hunchback.
- Gibbosity** (jib'os-i-ti) [L., *gibbosus*, a hump]. In biology, a hump or irregular protuberance.
- Gibbous** (jib'os) [L., *gibbosus*, humped]. Swollen, convex, prominent, especially upon one side.
- Gibert's Pityriasis.** See *Diagnosis, Taffel* of *G.'s Syrup*. See *Diagnosis*.
- Giblets** (jib'lets) [OF., *giblet*, *giblets*]. The entrails of fowl.
- Gibraltar Fever.** Synonym of *Yellow Fever* and of *Malaria in Febris*.
- Gibson's Bandage.** See *Bandage*.
- Gid** (jid) [ME., *gid*, dizzy]. Staggers in sheep, a disease caused by a cystic worm in the brain, formerly called *Cymaria cerebri*, q. v. See under *Parasites (Animals)*, *Pill-rod*.
- Giddiness** (jid'i-ness) [ME., *gidie*, dizzy]. A sensation of whirling or unsteadiness of the body, usually accompanied by more or less nausea. See *Gid*.
- Giesbrecht's Method.** A method of mounting serial sections. Make a solution of brown shellac in alcohol; filter and paint on warmed slides; allow to dry. Over this paint a thin layer of creosote and put the sections in place. Then heat the slide on a water-bath for fifteen minutes at the melting-point of paraffin. Allow to cool; dissolve the paraffin in turpentine; mount in balsam. The tissue must have been stained *in situ* before embedding.
- Gigantism** (jig'an-tizm) [G., *gigas*, giant]. Abnormally exaggerated size; excessive overgrowth; great hypertrophy or auesis. Gigantism.
- Gigantoblast** (jig'an-to-blast) [G., *gigas*, giant; *βλαστος*, a germ]. A large germ said to exist in the blood in cases of pernicious anemia. It somewhat resembles the larger megalocyte.
- Giganto-cellular** (jig'an-to-sel'u-lar) [G., *gigas*, giant; *κωλη*, cell]. Characterized by giant-cells; as *Giganto-cellular Endotheloma*.
- Gigartina** (jig-ar-ti-na) [L.]. A genus of seaweeds, several species of which are used in the same way as *Ulva lactuca*, for human food. Some of the agar agar of commerce is believed to be the product of plants of this genus.
- Gigerium** (jig'er-ium) [G., *gigeria*, the entrails of poultry]. In biology, the gizzard of birds, or the thickened muscular portion of the stomach in certain mammals. See *Gizzard*.
- Gigger** (jig'er) See *Pulver*.
- Gila monster.** See *Hesperomys*.
- Gill** (gil) [ME., *gill*, *gyl*, a gill]. One of the respiratory organs of such animals as breathe the air that is mixed with water. The gills first appear in the *Polychaeta* of *Brachyzoa*. **G.-hearts**, contractile expansions, with but a single cavity, at the base of the blood vessels conducting the blood to the branchiae in the higher crustacea.
- Gillenia** (jil'i-ne-ah) [after Dr. Arnold Gill, a German botanist]. A genus of rosaceous herbs. **G. stipulacea** (Bowman's root, Indian physic) and **G. trifoliata**, both of N. America, are good, safe, and effective substitutes for ipecac. Unof.
- Gillenine** (jil'i-ne-in) [after Dr. Gill, a German botanist]. The active principle of *American Ipecac*. It is a bitter, slightly odorous, permanent powder with emetic properties.
- Gimbernat's Ligament.** See *Ligament*.
- GIN** (jin) [ME., *gynyppe*, juniper]. Common grain-spirit distilled and aromatized with juniper-berries. The finest gin, known as "Holland," is made in the distilleries of Schiedam, whence also the name "Schiedam Schnapps." See *Spiritus juniperi*. **G.-drinker's Liver.** See *Cirrrosis* and *Hobnail Liver*. **G.-liver.** See *Cirrrosis*.
- Gingelly Oil** (jin-jel'-e oil). See *Sesami, Oleum*.
- Ginger** (jin-jer) See *Zingiber*.
- Gingiva** (jin-jiv'-ah) [L., "the gum;" *pl.*, *Gingivae*]. The vascular tissue surrounding the necks of the teeth and covering the alveoli.
- Gingival** (jin-jiv'-al) [*gingiva*, the gum]. Pertaining to the gums. **G. Line**, a blue or purplish line along the gums where they meet the teeth, indicative of chronic lead-poisoning; also, the reddish line on the gums sometimes seen in tuberculosis, etc. **G. Margin**, the line or edge of the gums where they meet the teeth; the free edge of the gums.
- Gingivalgia** (jin-jiv'-al'-je-ah) [*gingiva*, gum; *ἀλγος*, pain]. Neuralgia of the gums.
- Gingivitis** (jin-jiv'-i-tis) [*gingiva*, the gums; *ιτις*, inflammation]. Ulitis; inflammation of the gums. **G., Expulsive**, osteo-periostitis of a tooth, which is gradually expelled from its socket.
- Ginkgo** (ging'-ko) [Jap.]. A genus of taxaceous trees. **G. biloba**, a native of Eastern Asia, is now common in the U. S. Its edible seeds are astringent and are said to restrain or to slow the secretion of urine. Unof.
- Ginglymoid** (ging'-glim-oid) [ἴγγυμος, a hinge; *ειδος*, likeness]. Resembling a hinge-joint.
- Ginglymus** (ging'-glim-us). See *Diarthrosis*.
- Ginseng** (jin'-seng) [Chinese, *jintsan*, ginseng]. The fleshy root of several species of *Panax* or *Aralia*. *A. ginseng*, of Eastern Asia, and *A. quinquefolia*, of the U. S., are the best-known species. Ginseng is an aromatic bitter with tonic properties. Unof.
- Giraffe, Girafy** (jir-af', -af'-e). See *Endemic Colic* and *Dengue*.
- Giraldensian Organ or Organ of Giraldds.** The par-epididymis. It is composed of a number of flat, white bodies, each of which consists of a collection of tubes blind at each end. It is situated at the posterior portion of the epididymis, between the head and the vas deferens.
- Girdle** (gir'-dl) [ME., *girdel*, a waistband]. Any band designed to go around the body. **G., Emphysematous.** See *Emphysema*. **G., Neptune's**, an abdominal bandage used in applying the wet-pack. **G.-pain**, a sensation as if a girdle were drawn tightly around the body. When not hysterical, it is characteristic of disease of the myelon, or of the nerve-roots. **G., Pelvic**, the bones (or cartilages) forming the support for the lower limbs of vertebrates. In mammals they consist of the ilia, ischia, and os pubes. **G.-sensation.** Same as *G.-pain*. **G., Shoulder**, the system of bones designed for the support of the upper limbs or arms. In man, the scapulae and clavicles compose this structure.
- Girgensohn's Method.** A method of removing proteids from a liquid. Mix the solution with half its volume of a solution of common salt; add tannin in slight excess, and the proteids will be entirely precipitated.
- Girmir** (gir'-mir) [Arab]. Tartar of the teeth.
- Girolle** (jir-o-fla'). See *Pigments, Conspectus of*.
- Gizzard** (jiz'-ard) [OF., *gésier*; L., *gigerium*]. The strong muscular stomach of birds; also, the corre-

- sponding organ at the pylorus of certain mammals. **G.-skin**, the lining membrane of a gizzard. Pigeons' gizzard-skins, dried and triturated, are a popular remedy for dyspepsia. See *Inghr'in*.
- Glabella** (*gla-bell'-ah*) [dim. of *glaber*, smooth]. The triangular space between the eyebrows. See *Cranio-metric Points*.
- Glabellad** (*gla-bell'-ad*) [dim. of *glaber*, smooth; *ad*, to]. Toward the glabellar aspect of the head.
- Glabellar** (*gla-bell'-ar*) [dim. of *glaber*, smooth; *ad*, to]. Pertaining to the glabella.
- Glabellen** (*gla-bell'-en*) [dim. of *glaber*, smooth]. Belonging to the glabella in itself.
- Glabello-inial** (*gla-bell'-o-in'-e-al*) [dim. of *glaber*, smooth; *inior*, the nape of the neck]. Included between the glabellum to the inion.
- Glabello-obelian** (*gla-bell'-o-o-bel'-le-ak*) [dim. of *glaber*, smooth; *ὀβελός*, a spit]. Included between the glabella to the obelion.
- Glabello-occipital** (*gla-bell'-o-ok-sip'-it-al*) [dim. of *glaber*, smooth; *occiput*, the occiput]. Included between the glabellum to the occiput.
- Glabellum** (*gla-bell'-um*) [*glaber*, smooth]. Same as *Glabella*.
- Glabrate** (*gla'-brat*) [*glabrare*, to make smooth]. In biology, becoming or tending to smoothness or baldness.
- Glabrous** (*gla'-brus*) [*glaber*, smooth]. Smooth. In biology, destitute of hairs or down.
- Glacial** (*gla'-she-al*) [*glacies*, ice]. Icy; resembling ice in appearance, as glacial acetic or phosphoric acid.
- G. Phosphoric-acid Test**. See *Tests, Table of*.
- Glacialin** (*gla-she-al'-lin*) [*glacies*, ice]. An antiseptic substance used for the preservation of foods. It consists of borax, boric acid, sugar, and glycerin.
- Glaciation** (*gla-she-al'-shun*) [*glacies*, ice]. A condition like that of ice; erosive effect like that of moving ice.
- Gladiate** (*glad'-e-āt*) [*gladius*, a sword]. In biology, ensiform, or sword-shaped.
- Gladiolin** (*glad-i'-o-lin*) [*gladius*, a sword]. An alkaloid from brain-tissue.
- Gladiolus** (*glad-e-o'-lus*) [dim. of *gladius*, a sword]. 1. The middle or second piece of the sternum. 2. A genus of iridaceous flowering-plants. **G. segetum**, of Europe, is said to be aphrodisiac and emmenagogue. Unof.
- Glair** (*glār*) [ME., *glayre*, the white of egg]. The white of egg; any thin, viscous substance, as a mucous discharge.
- Glairidin** (*glār'-id-in*). Same as *Glairin*.
- Glairin** (*glār'-in*) [ME., *glayre*, the white of egg]. A peculiar organic, gelatinous substance found on the surface of some thermal waters. It is also called *baregin*, *plombierin*, *zögene*, *glairidin*, *sulphurain*, and *zoidin*. See *Baregin*.
- Glairy** (*glār'-e*) [*glayre*, the white of egg]. Slimy; also, albuminous.
- Glaiser's Factors**. A table of figures for calculating the dew-point.
- Glama** (*gla'-mah*) [L.]. Lippitudo. An accumulation of gummy or hard material at the inner canthus of the eye; the material so accumulated.
- Gland** [*glans*, an acorn]. A name given to numerous bodies or organs of the body, both secretive and excretive in function, withdrawing from the blood material for other purposes, or that is injurious or of no use to the economy. In structure they may be simple, saccular, or tubular. Also, the bulbous end of the penis and clitoris. **G.**, **Abdominal Salivary**, a term for the pancreas. **G.**, **Absorbent**. See *G.*, *Lymphatic*. **G.**, **Accessory Lachrymal**. See *G. of Krause*. **G.**, **Accessory Lactiferous**. See *G. of Montgomery*. **G.**, **Accessory (of Pancreas)**. See *G. Brunner's*. **G.**, **Accessory (of Parotid)**. See *Socia parotidis*. **G.**, **Accessory (of Rosenmüller)**. See *G. Rosenmüller's*. **G.**, **Accessory Supra-renal**, a small gland sometimes connected with and resembling the supra-renal capsules. **G.**, **Accessory Thyroid**, a small mass of gland tissue connected with the thyroid gland. **G.**, **Acinose**, one composed of acini. **G.**, **Acinous**. See *G. Racemose*. **G.**, **Aggregate**. See *G. Cowper's*. **G.**, **Aggregated (of Bruch)**, a number of follicles in the conjunctiva, at the palpebro-sclerotic reflection. **G.**, **Agminated**. See *G. Peyer's*. **G.**, **Albumin**, in *G. tota*, the gland that secretes the albuminous coating of the ovum. **G.**, **Anal**, a lymphatic and odoriferous gland situated near the anus. **G.**, **Angular**. See *G. Submaxillary*. **G.**, **Anomalous**. See *G. Duells*. **G.**, **Anteprostatic**. See *G. Cowper's*. **G.**, **Aporic**. See *G. Duells*. **G.-area**, the depressed area, from the alveolar epithelium of which the mammary gland is developed. **G.**, **Arterial**, one of a number of small gland-like bodies connected with the arterial system. **G.**, **Arytenoid**, a small muciparous gland in front of the arytenoid cartilage. **G.**, **Atrabiliary**, an old name for the Supra-renal Capsule. **G.**, **Auricular, Anterior**, a lymph-gland anterior to the external auditory meatus. **G.**, **Auricular, Posterior**. See *G. Subauricular*. **G.**, **Axillary**, one of the lymph-glands situated in the axilla. **G. of Bartholin**. 1. A small gland on either side of the vagina, opening through a duct, on the inner side of the nymphæ. 2. See *G.*, *Sublingual*. **G.**, **Bauhin's**. See *G. Nuhn's*. **G. of Benham**. See *G. Lophophoral*. **G.**, **Blandin's**. See *G. Nuhn's*. **G.**, **Blind**. See *G. Duells*. **G.**, **Blood**. See *G. Hematopoietic*. **G.**, **Blood-vascular**. See *G. Hematopoietic*. **G. of Boerhaave**. See *G. Miliary*. **G.**, **Bowman's**, one of the tubular glands of the olfactory region. **G.**, **Brachial**, one of the lymph-glands of the arm and the fore-arm. **G.**, **Branchio-tympanic**. See *G. Tympanic*. **G.**, **Bronchial**. 1. One of the lymph-glands of the bronchi and root of the trachea. 2. See *G.*, *Thyroid*. **G. of Bruch**. See *G. Aggregated*. **G.**, **Brunner's**, one of the granular racemose bodies found in the wall of the duodenum. **G.**, **Buccal**, one of the glands between the buccinator muscle (of the cheek) and the adjacent mucous membrane. **G.**, **Buccal, Inferior**. See *G. Molar*. **G.**, **Bulbo-cavernous**. See *G. Cowper's*. **G.**, **Bulbo-urethral**. See *G. Cowper's*. **G.**, **Byssus**. See *G. Byssus*. **G.**, **Byssus**, in *Lamellibranchiata*, a gland near the foot, secreting the substance that forms the byssus. **G.**, **Calciferous**, in the earth-worm one of several pairs of lateral glandular bodies in the esophagus whose function it is to secrete a calcareous substance. **G.**, **Camphor**, one of the camphor-secreting glands of the camphor-tree. **G.**, **Cardiac**, one of the acinous glands in the mucosa at the distal extremity of the esophagus. **G.**, **Cardiac Gastric**. See *G. Oxytic*. **G.**, **Cardiac Lymphatic**. See *G. Mediastinal, Superior*. **G.**, **Carotic**. See *G. Inter-carotid*. **G.**, **Carotid**. See *G. Inter-carotid*. **G.**, **Cecal**, one of the lymph-glands around the cecum. **G.**, **Celiac**, one of the lymph-glands on the abdominal aorta, above the superior mesenteric artery. **G.**, **Cement**. 1. One of certain glands in insects whose function it is to secrete the sebium that surrounds the ova prior to their discharge. 2. In *Cirripedia*, one of the glands in the antennæ secreting a sticky substance. **G.**, **Ceruminiparous**. See *G. Ceruminous*. **G.**, **Ceruminous**, one of the convolute glands secreting the cerumen of

the ear. **G., Cervical**, one of the lymph-glands of the neck; these are also called cervical ganglia. **G., Cervical, Deep**, one of the lymph-glands contained in two groups, superior and inferior, that are deeply-seated in the neck. They empty into the right lymphatic duct, through the jugular lymphatic. **G., Cervical, Inferior, Deep**, the lower group of deep cervical glands in the supra-clavicular fossa. **G., Cervical, Middle**, one of the lymph-glands in the neck, corresponding to the lower portion of the larynx. **G., Cervical, Posterior**, any one of the deep lymph-glands situated along the anterior border of the trapezius muscle on either side of the neck. Enlargement of these glands is one of the earliest evidences of the secondary stage of syphilis. **G., Cervical, Superficial**, one of the superficial lymph-glands in the upper anterior portion of the neck. **G., Cervical, Superior, Deep**, the upper of the deep cervical lymph-glands, near the bifurcation of the common carotid artery. **G., Cervical, Upper, Deep**. See *G., Cervical, Superior, D. p. G.*, **Choroid**, in certain *Plants*, a vascular plexus around the optic nerve. **G., Choroideal**. See *G., Choroid*. **G., Circumanal**. See *G., Anal*. **G., Closed**. See *G., Ductless*. **G., Coccygeal** (or *Luschka's*), 1. A small arterial gland on the top of the coccyx, ventrally. 2. See *G., Urogenital*. **G., Colic**. See *Crypts of Lieberkühn*. **G., Colleterial**. See *Colleterium*. **G., Compound**, one in which the secreting surface is contained in numbers of small pouches. A gland whose duct is branched. **G., Concatenate**. See *G., Cervical, Deep*. **G., Conglobate**. See *G., Lymphatic*. **G., Conglomerate**. See *G., Racemose*. **G., Congregate**. See *G., Peyer's*. **G., Coniferous**, an old name for the disoid tracings in the wood-cells of gymnosperms. **G., Convoluted**, a tubular gland with a highly convoluted blind termination. **G., Cowper's** (or *Méry's*), in the male, one of two small acinous glands, situated between the two layers of the triangular ligament, anteriorly to the prostate gland. **G., Cowperian**. See *G., Cowper's*. **G., Cubital**, one of the lymph-glands of the elbow. **G., Cubital, Deep**, any one of the deep lymph-glands around the elbow-joint. **G., Cubital, Superficial**, any one of the lymph-glands situated over the inner condyle of the humerus in the subcutaneous connective tissue. **G., Cutaneous**, any one of the various glands of the skin. They include the hair, sudoriparous and sebaceous glands. **G., Cyathiform**, in biology, small, fleshy, cup-like glands, secreting a viscid fluid. **G., Decidual**, any one of the glands of the decidua. **G., Dental** (of *Serres*), one of the small, white epithelial bodies on the mucous membrane of the jaw, over the point of emergence of the tooth. **G., Diaprogenous**. See *G., Sudoriparous*. **G., Digestive**, in biology, one of certain glands situated on the leaves or other portions of some mesophytous plants; they secrete a fluid capable of digesting albuminoid substances. **G., Dorsal**. See *G., Sebaceous*. **G., Ductless**, a gland without a duct. **G., Duodenal**, 1. See *G., Brunner's*. 2. One of the lymph-glands of the duodenal mesentery. **G., Duvernoy's**. See *G., Bartholin*. **G., Ebner's**, one of the acinous glands of the tongue situated in the region of the circumvallate papillae. **G., Enteric**. See *Crypts of Lieberkühn*. **G., Epiglottic**, one of the uniparous glands about the posterior surface of the epiglottis. **G., Esophageal**, one of the acinous lymph-glands under the mucous membrane of the esophagus. **G., Excretory**, one of the glands that secrete the excrementitious matters of the body. **G., External**, in botany, one of the glands on the outer surface of a plant organ. **G., Facial**, one of the

lymph-glands of the face. **G., Facial, Deep**, one of the lymph-glands beneath the buccinator muscle. **G., Facial, Superficial**. See *G., Auricular, Anterior*. **G., Femoral**. See *G., Inguinal*. **G.-fever**, an infectious constitutional disorder characterized by rapid and painful enlargement of the cervical lymphatic glands, with considerable elevation of temperature. **G., Floral**. See *G., Nectariferous*. **G., Follicular**, one consisting of or beginning in follicles. **G., Follicular** (of the tongue), one of the lymph-glands in the mucous membrane at the base of the tongue. **G., Fundus**. See *G., Oxyntic*. **G. of Galeati**. See *Crypts of Lieberkühn*. **G., Gastric**, any one of the glands of the stomach, tubular or peptic. Those lining the fundus of the stomach are the true pepsin-secreting glands. **G., Gastro-epiploic, Inferior**, one of the lymph-glands surrounding the greater curvature of the stomach. **G., Gastro-epiploic, Superior**, one of the lymph-glands in the gastro-phrenic ligament. **G., Genal**. See *G., Buccal*. **G., Genital**. See *G., Sexual*. **G., Globate**. See *G., Lymphatic*. **G., Globular** (of *Mirbel*), in biology, one of the spheric glands forming a pulverulent surface upon the calyx, corolla and anthers of many labiate plants. **G., Glomerate**. See *G., Racemose*. **G., Green**, in *Crustacea*, a gland on the side of the anterior portion of the body. Its duct opens on a cervical eminence, just below the antenna. **G., Guérin's**. See *G., Skene's*. **G. of Guettard**. See *G., Miliary*. **G., Guttural**. See *G., Pharyngeal*. **G., Hair**, the sebaceous gland of a hair-follicle. **G., Harder's**. See *G., Harderian*. **G., Harderian**, a small gland in the nictitating membrane of many of the lower animals. **G. of Havers** (also called synovial fringe), one of the fatty bodies lying behind the highly vascular fringe-processes that project from a synovial membrane into the cavity of a joint; these were formerly believed to be the glands that secreted the synovia. **G., Haversian**. See *G. of Havers*. **G., Hematopoietic**, any one of the glands that are supposed to take part in the formation of the blood, as the spleen, thymus, supra-renal capsules, etc. **G. of Henle**. See *G., Aggregated* (of *Bruch*). **G., Hepatic**, one of the lymph-glands in the ligaments around the liver. **G., Hermaphrodite**, in hermaphroditic animals, a gland answering both as ovary and testicle. **G., Hibernating**, in hibernating animals, one of the masses of fatty tissue, supposed to aid in sustaining life during hibernation. **G., Honey-comb**. See *G., Peyer's*. **G., Hydrophorous**. See *G., Sudoriparous*. **G., Hypogastric**. See *G., Iliac, Internal*. **G., Iliac, Anterior**, one of the lymph-glands anterior to the iliac arteries, and situated between the fifth lumbar vertebra and the femoral ring. They receive the lymphatic and efferent vessels of the inguinal glands. **G., Iliac, External**. See *G., Iliac, Anterior*. **G., Iliac, Internal**, one of the lymph-glands in the course of the hypogastric artery and vein. **G., Iliac, Superior**, one of the lymph-glands near the crest of the ilium. **G., Infraclavicular**, one of the small lymph-glands situated below the clavicle, between the deltoid and pectoral muscles. **G., Inguinal, Deep**, one of the lymph-glands in the crural ring, around the femoral artery and vein. **G., Inguinal, Superficial**, one of the lymph-glands in the superficial fascia just above Poupart's ligment. **G., Infundibular**, the infundibulum of the brain. **G., Intercarotid**, a minute body of glandular structure, of unknown function, situated at the bifurcation of the common carotid artery. **G., Intercellular**, one of the multicellular vegetable glands, supplying the walls between the cells. **G., Intercostal**, one of the lymph-glands

in the posterior portion of the intercostal spaces. **G., Internal**, in botany, a gland below the surface of a plant-organ. **G., Interocular**, in comparative anatomy, the ectocranial portion of the epiphysis cerebri. It is regarded as the rudiment of the third eye. **G., Interungulate**, in sheep, a muciparous gland between the hoofs. **G., Intestinal, Solitary**, one of a number of peculiar white isolated lymph-glands distributed through the intestinal mucous membrane. **G., Jugular, Inferior**. See *G., Cervical, Deep.* **G., Jugular, Superficial**. See *G., Cervical, Superficial.* **G., Jugular, Superior**. See *G., Cervical, Superior, Deep.* **G. of Kölliker**. See *G., Bowman's.* **G. of Krause**, one of a number of acinous glands in the orbital portion of the conjunctiva. **G., Labial**, one of several racemose glands near the edges of the lips. **G., Lachrymal**, a compound racemose gland in the upper and outer portions of the orbit, whose function it is to secrete the tears. **G., Lachrymal, Inferior**, the lower portion of the lachrymal gland. **G., Lachrymal, Superior**, the upper portion of the lachrymal gland. **G., Lactiferous**. See *G., Mammary.* **G., Laryngeal, Anterior, Posterior**, one of the acinous lymph-glands in the laryngeal mucous membrane. **G., Lateral**, in *Cestodes*, one of the glands situated on either side of the uterus. **G., Lenticular**. 1. In botany, one of the oily or fatty glands found in plants. 2. One of the conglobate glands in the mucous membrane of the stomach. **G. of Lieberkühn**. See *Lieberkühn, Crypts of.* **G., Lingual, Anterior**. See *G., Nuhn's.* **G., Lingual, Lateral**, one of the acinous glands at the edge of the tongue. **G., Lingual, Lymphatic**, one of two or three glands on the outer surface of the hyoglossus muscle. **G., Lingual, Posterior**, one of the acinous lymph-glands on the dorsum lingue near the foramen cecum. **G. of Littre (or of Morgagni)**, one of the small racemose muciparous glands in the mucous membrane of the cavernous portion of the urethra. **G., Lobulated**. See *G., Racemose.* **G., Lophophoral (of Benham)**, in biology, a border of glandular tissue, surrounding the lophophore. **G., Lumbar**, one of a number of lymph-glands, situated in the lumbar region, behind the peritoncum. **G., Luschka's**. See *G., Coccygeal.* **G., Lymph**. See *G., Lymphatic.* **G., Lymphatic**, a small oval mass of lymphoid tissue in the course of a lymphatic vessel. There are supposed to be between 500 and 600 in man. The chyle and lymph pass through them to the blood. **G., Lymphatic, Solitary**. 1. A simple isolated lymph gland. 2. See *G., Intestinal, Solitary.* **G., Mammary**, one of the glands, in mammals, that secrete milk. **G., Mastoid**. See *G., Subauricular.* **G., Maxillary, Internal**. See *G., Facial, Deep.* **G., Mediastinal**, one of the lymph-glands in the mediastinum. **G., Mediastinal, Anterior**, one of several small lymph-glands in the lower portion of the anterior mediastinum. **G., Mediastinal, Posterior**, one of the lymph-glands in the posterior mediastinum surrounding the esophagus and thoracic aorta. **G., Mediastinal, Superior**, one of the lymph-glands in the upper portion of the mediastinum. **G., Meibomian**, one of the minute sebaceous follicles between the cartilage and conjunctiva of the eyelids. **G. of Meibomius**. See *G., Meibomian.* **G., Mery's**. See *G., Cooper's.* **G., Mesenteric**, one of the lymph glands of the mesentery. **G., Meseraic**. See *G., Mesenteric.* **G., Mesocolic**, one of the lymph-glands in the mesentery of the colon. **G., Miliary**. 1. (of *Boerhaave*) any one of the sudoriparous glands. 2. (of *Mirbel*) in biology, one of the minute granules on the green parts of plants. 3. (of *Guetard*) a stoma-

G. of Mirbel. See *G., Miliary*, and *G., Globular.* **G., Molar**, one of the large buccal glands situated near the molar teeth, between the masseter and buccinator muscles of the cheek. **G., Moll's**, one of the modified sweat glands on the free margin of the eyelids opening into the hair follicles of the eyelashes. **G., Montgomery's**, one of the microscopic sebaceous glands of the areola of the breast. **G. of Morgagni**. See *G. of Littre.* **G., Moriform**. See *G., Racemose.* **G., Morrenian**, in biology, one of certain glands of worms, as the earth-worm, whose function is that of assimilation. **G., Mucilaginous**, a name given to one of the fringed processes of synovial membranes. See *G., Utricularian.* **G., Muciparous**. See *G., Mucous.* **G., Mucous**, one of the glands in mucous membranes, secreting mucus. **G., Mucous, Salivary**, a salivary gland mainly secreting mucus. **G., Mushroom-shaped**, a peculiar accessory male genital organ in certain insects, probably the analogue of the seminal vesicle. **G., Musk**, the glandular structure in certain animals secreting musk. **G. of Naboth** (also called *follicle of Naboth*), a pathologic vesicle in the mucous membrane of the uterine cervical canal. **G., Nabothian**. See *G. of Naboth.* **G., Nasal**. 1. See *G., Supra-orbital*. 2. (of *Kathke*). See *Jacobson's Organ.* **G., Nasal, External**, in birds, a gland in the frontal or nasal bone emptying into the nasal cavities. **G., Nectar**. See *G., Nectariferous.* **G., Nectariferous**, in biology, a gland secreting honey or nectar. **G., Nerve**, the supra-renal capsule. **G., Nervous (of the pelvis)**. See *G., Coccygeal.* **G., Nidamental**, in biology, a gland secreting a peculiar viscid material that invests the ova. **G., Nuck's**. See *G., Nuhn's.* **G., Nuhn's**, one of the acinous glands near the apex of the tongue. They are also called *Nuck's*, *Bauhin's*, and *Blondin's* glands. **G., Occipital**, one of the lymph-glands situated over the occipital insertion of the trapezius. **G., Odoriferous**, one of the glands secreting odoriferous substances, as behind the cervix of the penis, secreting the smegma. **G., Oil**. See *G., Sebaceous.* **G., Oviducal**, in *Elasmobranchia*, a gland connected with the oviduct. **G., Oxyntic**, one of the glands of the cardiac region of the stomach, supposed to secrete the acid of the gastric juice. **G. of Pacchioni**. See *Pacchionian Bodies.* **G., Pacchionian**. See *Pacchionian Bodies.* **G., Palatal**. See *G., Palatine.* **G., Palatine**, a small acinous gland that with others forms a continuous layer beneath the mucous membrane of the hard and soft palate. **G., Palpebral**. See *G., Meibomian.* **G., Pancreatico-splenic**, one of the lymph-glands following the course of the splenic artery and vein. **G., Papillary**, in biology, a papilla-like gland on the under surface of a leaf of labiate plants. **G., Parotic**. See *G., Parotid.* **G., Parotid**, a large salivary gland situated in front of the ear. **G., Parotid, Lymphatic**. See *G., Auricular, Anterior.* **G. of Pecklin**. See *G., Peyer's.* **G., Pectoral**, one of the lymph-glands on the lower portion of the pectoralis major muscle. **G., Pepsin**. See *G., Oxyntic.* **G., Peptic**. See *G., Oxyntic.* **G., Perspiratory**. See *G., Sudoriparous.* **G., Petiolar**, in botany, a gum-secreting gland occurring on the petiole. **G., Peyer's**, one of a number of lymph-follicles of the bowel occurring mainly in the ileum. They are especially involved in typhoid fever. **G., Peyerian**. See *G., Peyer's.* **G., Pharyngeal**, one of the racemose glands in the pharyngeal mucous membrane. **G., Phrenic**, one of the lymph-glands in the lower portion of the anterior mediastinum. **G., Pilous**. See *G., Hair.* **G., Pineal**. See *Pineal Gland.* **G., Pituitary**, a term for the hypophysis of

the brain. See *Pituitary Body*. **G.**, **Plexiform**. See *G.*, *Peyer's*. **G.**, **Poison**, a gland in venomous insects and snakes that secretes the poisonous substance. **G.**, **Popliteal**, one of the lymph glands surrounding the popliteal vessels. **G.**, **Preaural**, in comparative anatomy, one of the lymph glands following the course of the nervus circumflexus. **G.**, **Prehyoid**, an accessory thyroid gland above the hyoid bone. **G.**, **Prelaryngeal**, a lymph-gland on the crico-thyroid membrane, between the crico-thyroid muscles. **G.**, **Prepectoral**, in comparative anatomy one of the lymph-glands surrounding the lower portion of the jugular vein. **G.**, **Preputial**. See *G.*, *Piton's*. **G.**, **Pre-scapular**, in comparative anatomy, one of the lymph-glands situated beneath the elevator humeri muscle. **G.**, **Prostate**. See *Prostate Gland*. **G.**, **Prostatic**. See *Prostate Gland*. **G.**, **Pulmonary**, one of the lymph-glands in the pulmonary substance. **G.**, **Purple**, in *Glandulae*, one of the glands secreting the so-called Tyrian purple. **G.**, **Pyloric**, one of the glands of the stomach mainly situated near the pylorus and secreting the gastric juice. **G.**, **Racemose**, a compound follicular gland resembling a bunch of grapes. It is composed of a number of acini with a single excretory duct. **G.** of Rathke. See *G.*, *Nasal*. **G.**, **Renal**, the suprarenal capsule. **G.**, **Reticulate**, a lymph-gland containing reticular tissue. **G.**, **Retroperitoneal**, one of the lymph-glands behind the peritoneum. **G.**, **Rivini's**. See *G.*, *Sublingual*. **G.**, **Rosenmüller's**. 1. The inferior lachrymal gland (*accessory of Rosenmüller's*). It is the fore part of the lachrymal gland, which is separated from the rest of the gland by a fibrous septum. It is also called the palpebral portion of the lachrymal gland. 2. The lymph-gland situated in the crural ring. **G.**, **Saccular**, a gland formed by a sacculation of a mucous or serous membrane. **G.**, **Sacral**, one of the lymph-glands on the anterior face of the sacrum. **G.**, **Salival**. See *G.*, *Salivary*. **G.**, **Salivary**, a gland whose function it is to secrete saliva. **G.**, **Salivary, External**. See *G.*, *Parotid*. **G.**, **Scapular**, one of the lymph-glands near the axillary border of the scapula. **G.**, **Scent**. See *G.*, *Odoriferous*. **G.**, **Sebaceous**. 1. One of the minute saccular glands in the corium of the skin, secreting sebum. 2. See *G.*, *Coment*. **G.**, **Sebiferous**. See *G.*, *Sebaceous*. **G.**, **Sebiparous**. See *G.*, *Sebaceous*. **G.**, **Secreting**. See *G.*, *Secretory*. **G.**, **Secretory**, any gland of the body yielding a secretion. It is an arrangement of cells by which certain elements are separated from the blood that circulates in the capillary vessels which are in contact with the cells. **G.**, **Seminal**, the testicle. **G.**, **Septal**, in biology, one of the secreting glands in the septa between the loculi of the ovaries of liliaceous plants. **G.**, **Serous**. See *G.*, *Albuminous*. **G.**, **Serous**, **Salivary**, one of those salivary glands the secretion of which contains a characteristic albuminous substance, with little or no mucin. **G.** of Serres. See *G.*, *Duct*. **G.**, **Sexual**, the ovary or testis. **G.**, **Simple**, a gland composed of but one secreting sac, with a single unbranched tube. **G.**, **Skene's**, one of the two common glands just within the meatus urinarius of the female; they are frequently the seat of latent gonorrhoea. **G.**, **Solitary**, one of the glands scattered through the mucous membrane of the small intestine. **G.**, **Spinning**, one of the tubular glands near the anterior or posterior of certain spiders and other arachnids; it secretes a viscid material that hardens on exposure to the air. **G.**, **Stalked**, in botany, a gland situated upon a stalk. **G.**, **Staphylinae**. See *G.*, *Pituitary*. **G.**, **Sternal**, one of the lymph-glands on the upper costal cartilages, near the

sternum. **G.**, **Subauricular**, one of the lymph-glands situated below and behind the ear. **G.**, **Sub-caudal**, a gland located near the base of the tail, the secretion from which yields the peculiar penetrating odor of the fox and other animals. **G.**, **Subconjunctival**. See *G.*, *Meibomian*. **G.**, **Sublingual**, the smallest of the salivary glands. There is one on either side beneath the tongue. **G.**, **Submaxillary**, a large salivary gland situated in the submaxillary triangle. **G.**, **Submaxillary Lymphatic**, one of the lymph-glands in the submaxillary triangle. **G.**, **Suboccipital**. See *G.*, *Occipital*. **G.**, **Substernal**. See *G.*, *Sternal*. **G.**, **Suburethral**. Same as *G.* of *Coeper*. **G.**, **Sudoriferous**. See *G.*, *Sudoriparous*. **G.**, **Sudoriparous**, one of the peculiarly convoluted glands in the subcutaneous connective tissue that secrete the sweat. **G.**, **Supraclavicular**. See *G.*, *Cervical, Inferior, Deep*. **G.**, **Supra-hyoid**, one of the small lymph-glands between the anterior bellies of the digastric muscles. **G.**, **Supra-orbital**, in biology, a gland in the orbit of birds communicating with the nasal passages. **G.**, **Suprarenal**, the suprarenal capsules. **G.**, **Sweat**. See *G.*, *Sudoriparous*. **G.**, **Tarsal**. See *G.*, *Meibomian*. **G.**, **Tarso-conjunctival**. See *G.*, *Meibomian*. **G.**, **Tartar**, one of the hypothetic glands thought to secrete the tartar of the teeth. **G.**, **Temporary**, the name occasionally given to the Graafian follicle. **G.**, **Thoracic, Deep**, one of the lymph-glands situated on the outer surface of the serratus magnus muscle. **G.**, **Thoracic, Superficial**. See *G.*, *Pectoral*. **G.**, **Thymus**, a temporary organ lying mainly in the neck, attaining its full growth at two years and practically disappearing at puberty. **G.**, **Thyroid**, a ductless lobulated gland situated in the lower middle ventral portion of the neck, in front of the trachea and below the thyroid cartilage. **G.**, **Tibial, Anterior**, a lymph-gland on the anterior surface of the interosseous ligament of the leg. **G.**, **Tracheal**, one of the minute ovoid acinous glands in the tracheal mucous membrane, especially on its posterior surface. **G.**, **Trachoma (of Henle)**. See *G.*, *Aggregated (of Bruch)*. **G.**, **Tubular**, a gland composed mainly of a tube-like structure. **G.**, **Tubular, Compound**, one composed of a number of small tubules with a single duct. **G.**, **Tympanic**, a swelling upon the tympanic nerve, situated near or within the tympanic canal, and believed to be of the same nature as the coccygeal gland. **G.**, **Tyson's**, one of the sebaceous glands on the corona of the glans penis and on the prepuce. See *G.*, *Odoriferous*. **G.**, **Urethral**. See *G.*, *Littre* and *G.*, *Skene's*. **G.**, **Uropygial**, the oil-secreting gland situated over the coccyx of birds. **G.**, **Uterine**, one of numerous tubular follicles in the uterine mucous membrane, secreting the so-called uterine milk. **G.**, **Utricular**. 1. In biology, one of the spaces in the epidermis filled with a colorless fluid. 2. See *G.*, *Uterine*. **G.**, **Vaginal**, one of the acinous glands in the vaginal mucous membrane. **G.**, **Venenific**. See *G.*, *Poison*. **G.**, **Veneniparous**. See *G.*, *Poison*. **G.**, **Vesalius's**, one of the pulmonary and bronchial mucous glands. **G.**, **Vesicular**. See *G.*, *Utricular (1st def.)*. **G.**, **Vulvo-vaginal**. See *G.* of *Bartholin*. **G.**, **Wax**, in insects, one of the glands of the surface secreting a wax-like material. **G.**, **Weber's**, one of the tubular mucous glands of the tongue situated chiefly near the root. **G.**, **Yolk**, the vitellarium, *q. v.* **G.**, **Zeiss's**, one of the sebaceous glands of the eyelashes. **G.**, **Zygomatic**. See *G.*, *Auricular, Anterior*.

Glanderosus (*gland'erosus*), or **Glandery** (*gland'ère*) [*glandula*, a gland]. Affected with glanders.

Glanders (*gland'ery*). A contagious disease of horses,

sometimes communicated to man. For staining the microorganism of glanders see *Schütz's Method*, *Kühne's Method*, or *Löffler's Method*, under *Stains*, *Table of*. See *Equinia*.

Glandilemma (*glan-dil-em'ah*) [*glans*, gland; *lima*, husk]. The capsular covering of a gland.

Glandula (*glan'd-u-lah*) [L.: *pl.*, *Glandulae*]. A little gland.

Glandular (*glan'd-u-lar*) [*glandula*, a gland]. Relating to, or of the nature of, a gland. **G. Hypertrophy**, a term used to indicate an enlargement of a lymph-gland, without any appreciable cause. **G. Pes-tilence**, synonym of the *Plague*, *q. v.* **G. Plague**, synonym of the *Plague*, *q. v.*

Glandule (*glan'd-ul*) [*glandula*, a gland]. A small gland.

Glandulin (*glan'd-u-lin*) [*glandula*, a gland]. Extract of gland-tissue.

Glans (*glanz*) [*glans*, a corn]. 1. The head of the penis or of the clitoris. 2. A gland; an enlarged gland. 3. A suppository or pessary. 4. In botany, a nut. The name applied to fruits like the filbert, acorn, chestnut, etc. **G. clitoridis**, the small round tubercle of the clitoris analogous to the glans penis of the male. **G. penis**, the conical-shaped body forming the head of the penis.

Glareose (*glar'e-oz*) [*glarea*, gravel]. In botany, growing in gravel.

Glaser's Fissure. See *Fissure*.

Glaserian Artery. See *Arteries*, *Table of*. **G. Fissure**. See *Fissure*.

Glaserius, Fissure of. See *Fissure*.

Glasgow Committee. See *Anesthetic*.

Glass (*glas*) [ME., *glas*, glass]. A brittle, hard, and transparent substance consisting usually of the fused, amorphous silicates of potassium and calcium, or sodium and calcium, with an excess of silica. When glass of a high refractive index is required, lead silicate is also added. **G.-blowers' Cramp**. See *Cramp*. **G.-blowers' Disease**, a term formerly used to designate any infectious disease of the lips, especially syphilitic eruptions. Also, applied to pulmonary emphysema. **G.-blowers' Patch**, a condition of the dorsum of the tongue very similar to smokers' patch, and due to an analogous cause. **G., Crown**, a very hard glass, made from sodium sulphate or lime, without lead. It has a low refractive index, but considerable chromatic dispersion. It is used for making lenses for optic instruments. **G., Flint**, that composed of lead and potassium silicates. It has a very high refractive index. **G. Slides**. See *Slides*. **G., Soluble**, potassium or sodium silicate.

Glasses (*glas'es*) [ME., *glas*, glass]. A synonym of spectacles or eye-glasses. **G., Bifocal**, those that have a different refracting power in the upper part from that in the lower. **G., Hyperbolic**, those ground in the form of an hyperbola. **G., Periscopic**, those in which the curvature of one surface exceeds that of the other. See *Meniscus*. **G., Prismatic**, those formed of prisms; used in insufficiency and paralysis of the ocular muscles. **G., Protective**, for shielding the eyes against light; they are made of London smoke or blue glass. **G., Spheric**, those ground in the form of a sphere. **G. Stenopaic**, those consisting of a blackened disc of metal in which is placed a small round hole or a narrow slit; they are used for examining astigmatic eyes.

Glassy Degeneration. See *Degeneration*. **G. Swelling**, a synonym of amyloid infiltration.

Glauber's Salt. See *Sodium*.

Glaucedo (*glaw-se'-do*) [L.]. *Glaucoma*.

Glaucescence (*glaw-se's-ens*) [*glaucescens*]. A bluish-gray or sea-green luster or bloom; the quality of being somewhat glaucous.

Glaucous (*glaw-se's-ent*) [*glawos*, silvery]. In biology, slightly glaucous, or bluish gray.

Glaucin (*glaw'-sin*) [*glawos*, sea-green]. Cow-pox; so-called from the color of the pocks.

Glaucium (*glaw'-se-um*) [*glaukon*, horn poppy]. A genus of papaveraceous herbs; horn-poppy. **G. luteum** and **G. corniculatum** are acrid herbs, with diuretic and alterative properties. Unof.

Glaucoma (*glaw-kol'-mah*) [*glaukōs*, sea-green]. A disease of the eye the essential and characteristic symptom of which is an abnormally heightened intraocular tension, resulting in hardness of the globe, excavation of the papilla or optic disc, a restriction of the field of vision, corneal anesthesia, colored halo about lights, and lessening of visual power that may, if unchecked, proceed to blindness. The etiology is obscure. **G. absolutum**, or **consummatum**, the completed glaucomatous process, with blindness. **G. acutum**, the first or the renewed attack, with the characteristic and inflammatory symptoms, generally intermitting after a few days. **G., Auricular**, a disease of the middle ear characterized by a great increase in the intra-labyrinthine pressure. **G. evolutum**, the second stage of glaucoma. **G. fulminans**, an acute attack coming on with great suddenness and violence. **G. hæmorrhagicum**, or **apoplecticum**, that associated with retinal hemorrhage. **G. malignum**, a grave form, attended with violent pain and rapidly leading to blindness. **G., Secondary**, that consequent upon other ocular diseases. **G. simplex**, that form without inflammatory symptoms.

Glaucomatous (*glaw-kol'-at-us*) [*glaukōs*, sea-green]. Affected with or pertaining to glaucoma.

Glaucosis (*glaw-kol'-sis*) [*glawos*, sea green]. The blindness resulting from glaucoma.

Glaucosuria (*glaw-ko-su'-re-ah*) [*glaukōs*, sea-green; *ōpōr*, urine]. The presence of indican in the urine, which is thereby discolored.

Glaucous (*glaw'-kuz*) [*glaukōs*, sea-green]. Of a blue-gray or dull sea-green tint; having a blue, or pale-green luster covered with a silvery bloom, as the leaves of the cabbage.

Glaukoria (*glaw-ku'-re-ah*). See *Glaucosuria*.

Glaux (*glawks*) [*glauz*, *glauz*, the milk-vetch]. A genus of primulaceous herbs. **G. maritima**, salt-wort, is said to be an effective galactagogue. Unof.

Glea (*gle'-ah*) [*glōia*, glue]. A mucilaginous substance secreted by many inferior organisms, and which frequently serves as a matrix in which they lie embedded.

Glean (*glēn*) [origin obscure]. The afterbirth of a domestic animal.

Gleet (*glet*) [ME., *glet*, gleet]. The chronic stage of urethritis, with muco-purulent discharge.

Gleety (*gle'-te*) [ME., *glet*, gleet]. Thin and ichorous; resembling the discharge of gleet.

Glénard's Disease. See *Diseases*, *Table of*.

Glene (*gle'-ne*) [*glēnē*, pit]. 1. The glenoid cavity. 2. The interior of the eye. *Obsolescent*.

Gleno-humeral (*gle'-no-hu'-mer-al*) [*glēnē*, pit; *humerus*, the humerus]. Pertaining to the glenoid cavity and to the humerus.

Glenoid (*gle'-no'id*) [*glēnē*, a cavity; *ēidos*, form]. Having a shallow cavity; pertaining to a shallow cavity. **G. Cavity**, the articular depression in the head of the scapula. **G. Fossa**. See *Fossa*.

Glenoin (*gle'-no'-in*). Same as *Trinitrin*.

Glenovertebral (*gle'-no-ver'-te-bral*) [*glēnē*, a cavity; *vertebra*, a vertebra]. Pertaining to the glenoid and vertebral borders of the scapula.

Gleogene (*gle'-o-jen*) [*glōiōs*, a sticky substance; glue; *γενε*, producing]. In biology, secreting a glairy, mucilaginous substance.

Glia (*glī-ah*) [*γλῆ*, glue]. The neuroglia; hindweb. It contains peculiar cells called glia-cells. **G.-cells.** See *Peters' Cells*.



GLIA CELL. — 3899.

Gliadin (*glī-ā-din*) [*γλῆ*, glue]. A proteid obtainable from wheat gluten; it is tenacious and gelatinous when moist, brittle and glassy when dry. Also a synonym of *Hortmann*. See *Gliadin*.

Gliding Movement (*glī-ding movement*). The most simple kind of movement that can take place in a joint, one surface gliding or moving over another, without any angular or rotary movement.

Glioma (*glī-ō-mā*) [*γλῆ*, glue; *ōma*, a tumor; *pl., (n.) -omata*]. A variety of round-celled sarcoma, consisting of a tumor of neuroglia-cells, occurring in the central mass of the brain or of the spinal cord. **G. of the Retina** ("encephaloid of the retina"), a glioma springing from the connective tissue of the retina, usually occurring in the young, and involving the choroid, optic nerve, and extending finally into the brain. **G., Pseudo-, of the Retina**, metastatic purulent choroiditis, simulating the appearance of retinal glioma.

Gliomatosis (*glī-ō-mat-ō-sis*) [*γλῆ*, glue; *ōma*, a tumor; *pl., Gliomata*]. The aggregation of exuberant masses of glioma-like tissue in the spinal cord—a condition thought to precede the development of syringomyelia.

Gliomatous (*glī-ō-mat-ūs*) [*γλῆ*, glue; *ōma*, a tumor]. Of the nature of, or affected with, glioma.

Gliomyxoma (*glī-mīks-ō-mā*) [*γλῆ*, glue; *mīxōma*, mucus; *ōma*, a tumor; *pl., Gliomyxomata*]. A tumor having the characters of both glioma and myxoma.

Gliosarcoma (*glī-ō-sark-ō-mā*) [*γλῆ*, glue; *sārpē*, flesh; *ōma*, a tumor; *pl., Gliosarcomata*]. A tumor with both the neuroglia-cells of glioma and the fusiform cells of sarcoma.

Gliosid (*glī-ō-sid*) [*γλῆ*, glue; *sīōsis*, disease]. A brain-disease marked by foci of sclerosed gray substance, with the formation of lacunar spaces within the foci. It differs from ordinary diffused sclerosis in its histology and symptomatology.

Glischraria (*glī-khrī-ā-rī-ā*) [*γλῆ*, glue; *skhrī-ā*, viscid; *ōpov*, urine]. Mucous degeneration of the urine, supposed to be due to the presence of a microörganism, the *Bacterium Scherrenium*.

Glisson's Capsule. See *Capsule*.

Glissonian Cirrhosis. A synonym of *Perihepatitis*. See also *Peters', Pyloric*.

Glister (*glī-ster*). A clyster or enema.

Globe of the Eye. The eyeball.

Globeriferous (*glō-bēr-ī-fer-ūs*) [*glōbus*, a ball; *ferre*, to bear]. In botany, applied to antennæ or similar structures bearing a large globose joint.

Globin (*glō-bin*) [*glōbus*, a globe]. A proteid derivable from hemoglobin. There is also a class of similar proteids grouped together as globins.

Globinometer (*glō-bin-ō-mē-ter*) [*glōbus*, a globe; *mē-ter*, a measure]. An instrument devised with special reference to the calculation of the percentage-amount of oxyhemoglobin in a given amount of blood.

Globo-cellular (*glō-bō-sē-lū-lār*) [*glōbus*, a globe; *cella*, a cell]. Round-celled, as globo-cellular sarcoma.

Globoid (*glō-bōid*) [*glōbus*, a round body; *είδος*, form]. In biology, a globular or amorphous particle of the double phosphate of calcium and magnesium, often found associated with crystalloids in protein-granules.

Globose (*glō-bōs*) [*glōbusus*, round as a ball]. Spheric in form, or nearly so.

Globular (*glōb-ū-lār*) [dim. of *glōbus*, a globe]. Having the shape of a globe or sphere.

Globularia (*glōb-ū-lār-re-ah*) [*glōbulus*, a little ball]. A genus of selaginaceous herbs and shrubs. **G. alypum**, of the old world, affords leaves that are a good substitute for senna. **G. puticosa** and **G. vulgaris** have similar properties.

Globule (*glōb-ū-l*) [dim. of *glōbus*, a ball]. A small globe; a blood-corpuscle or lymph-corpuscle. In biology, any minute spheric structure. In pharmacy, a small pill or pellet. See also *Oil-globule*. **G. of Donnè.** See *Blood-plates* and *Hematoblast*. **G. in Pulp**, a globular mass of dentine within the substance of the dental pulp.

Globulicidal (*glōb-ū-lis-ī-dal*) [*glōbulus*, a little ball; *cedere*, to kill]. Destructive to the blood-corpuscles.

Globulicide (*glōb-ū-lis-ī-d*) [*glōbulus*, a globule; *cedere*, to kill]. 1. Destructive of blood-cells. 2. An agent that destroys blood-cells.

Globulimeter (*glōb-ū-lim-ē-ter*) [*glōbulus*, a little ball; *mē-ter*, a measure]. An instrument for estimating the corpuscular richness of blood.

Globulin (*glōb-ū-lin*) [*glōbulus*, a little ball]. 1. A general name for various proteids comprising globulin, vitellin, paraglobulin, or serum-globulin, fibrinogen, myosin, and globin, which differ from the albumins in not being soluble in water; one species, existing in the crystalline lens, is specially designated as *globulin*. They are insoluble in distilled water, but soluble in dilute neutral saline solutions. These solutions are coagulated by heat, and precipitated by a large amount of water. They yield acid-albumin when acted upon by dilute acids, and alkali-albumin when acted upon by dilute alkalis. **Vegetable Globulins** have been studied, and named *vegetable myosin*, *vitellin*, and *paraglobulin*; they are found in the seeds of plants. 2. A blood-platelet.

Globulinuria (*glōb-ū-lin-ū-re-ah*) [*glōbulus*, a little ball; *ōpov*, urine]. The presence of globulin in the urine.

Globulism (*glōb-ū-lizm*) [*glōbulus*, a little ball]. The administration of medicine in globules; homeopathy.

Globulose (*glōb-ū-lōs*) [*glōbulus*, a little ball]. Any product of the gastric digestion of a globulin.

Globulus (*glōb-ū-lus*) [L.]. The *Nucleus globuliformis* of the cerebellum. It is a mass of gray matter between the fastigium and the embolus.

Globus (*glō-bus*) [L.]. A ball or globe. **G. epididymis.** See *Epididymis*. **G. hystericus**, the "lump" or choking sensation occurring in hysteria, caused probably by spasmodic contraction of the esophageal and pharyngeal muscles. **G. major**, the larger end or head of the epididymis. **G. minor**, the lower end of the epididymis. **G. pallidus**, the inner and lighter part of the lenticular nucleus.

Glochidiate (*glō-kid-ē-āt*) [*γλῶχις*, a projecting point]. In biology, barbed. Tipped with barbs, or with a doubly-hooked point.

Glochidium (*glō-kid-ē-um*) [*γλῶχις*, a projecting point; *pl., Glochidia*]. In biology, a stage in the development of lamellibranchiate molluscs [*Unio*, *Anodon*], the ova of which develop up to a certain stage in the gill-pouches of the parent, and remain there as *gllochidia* until some fish or wading-bird comes into their vicinity, when the glochidia issue forth, and, swimming as Pectens by the flapping of their valves,

- attach themselves, like external parasites, to the animal whose presence has stimulated their efforts; here they become encysted and transformed into young *Unios* or *Anadons*.
- Glochis** (*glo'chis*) [*γ'λοχις*, a projecting point: *pl.*, *Glochines*]. In biology, a barbed spine or point.
- Glome** (*glom*) [*glomus*, a ball]. Same as *Glomerule*.
- Glomerate** (*glom'er-at*) [*glomerare*, to wind around]. A descriptive term applied to any gland consisting of vessels bunched together like a ball of thread; conglomerate.
- Glomerule** (*glom'er-ul*) [dim. of *glomus*, a ball of yarn]. In biology, a capitate cyme; a cluster of spores.
- Glomerulitis** (*glom'er-u-lit'is*) [*glomerulus*, a small ball; *itis*, inflammation]. Inflammation of the glomeruli of the kidney.
- Glomerulo-nephritis** (*glom'er-u-lo-nef-ri'tis*) [*glomerulus*, a little ball; *νεφρός*, the kidney; *itis*, inflammation]. Inflammation of the Malpighian bodies of the kidney.
- Glomerulus**, or **Glomerule** (*glom'er-u-lus*, or *glom'er-ul*) [dim. of *glomus*, a ball]. A knot or small rounded mass. A coil of arterial blood-vessels projecting into the capsular widening of the lumen of each uriniferous tubule and with it composing the Malpighian body peculiar to the vertebrate kidney. **G. Malpighii**. See *Malpighian Bodies*. **G., Olfactory**, a group of nerve-cells, a number of which are embedded in the olfactory nerve-fibers.
- Glonoin** (*glo-no'in*). See *Nitroglycerin*.
- Gloriosa** (*glo-re-o'-sah*) [*gloriosus*, glorious]. A genus of splendid liliaceous plants with poisonous juices. **G. superba**, of India, is alterative and tonic, and its starch is said to cure hemorrhoids. Unof.
- Glossa** (*glos'-ah*) [*γ'λωσσα*, the tongue]. The tongue; also the faculty of articulate speech.
- Glossagra** (*glos-a'-grah*) [*γ'λωσσα*, tongue; *ἀγρα*, seizure]. Gouty pain in the tongue.
- Glossal** (*glos'-al*) [*γ'λωσσα*, tongue]. Pertaining to the tongue.
- Glossalgia** (*glos-al'-je-ah*) [*γ'λωσσα*, tongue; *ἄλγος*, pain]. Any pain in the tongue, especially neuralgia of the tongue.
- Glossanthrax** (*glos-an'-thraks*). Synonym of *Anthrax*.
- Glossarium** (*glos-a'-re-um*) [*γ'λωσσα*, a tongue: *pl.*, *Glossaria*]. In biology, the slender, elongated labrum of a dipterous insect, as the mosquito.
- Glossate** (*glos'-at*) [*γ'λωσσα*, tongue]. In biology, having a tongue or glossa; applied to suctorial as distinguished from mandibulate insects.
- Glossauxesis** (*glos-awks-e'-sis*) [*γ'λωσσα*, tongue; *αἰξήσις*, increase]. Enlargement of the tongue.
- Glossectomy** (*glos-ek'-to-me*) [*γ'λωσσα*, tongue; *ἐκτομή*, excision]. Amputation or excision of the tongue.
- Glossitic** (*glos-it'-ik*) [*γ'λωσσα*, tongue; *ιτις*, inflammation]. Pertaining to or affected with glossitis.
- Glossitis** (*glos-it'-tis*) [*γ'λωσσα*, tongue; *ιτις*, inflammation]. Inflammation of the tongue. **G., Dissecting**, a form of chronic superficial glossitis characterized by deep furrows upon the tongue that appear to penetrate into the mucous membrane. **G., Idiopathic**. Same as **G., Parenchymatous**. **G., Interstitial**. Same as **G., Parenchymatous**. **G., Parasitic**, an inflammation of the tongue said to be due to parasitic vegetations. It is also called *Glossophytia*. **G., Parenchymatous**, an inflammation of the tongue involving its substance as well as the mucous membrane.
- Glosso-** (*glos'-o-*) [*γ'λωσσα*, tongue]. A prefix denoting connection with the tongue.
- Glossocoele** (*glos'-o-sel*) [*γ'λωσσα*, tongue; *κίστη*, tumor]. Swelling or edema of the tongue, with consequent extrusion of the organ.
- Glossodesmus** (*glos-o-des'-mus*) [*γ'λωσσα*, tongue; *δέσμος*, bond]. The frenum linguae.
- Glossodynia** (*glos-o-din'-e-ah*) [*γ'λωσσα*, tongue; *ἄδυνα*, pain]. Pain in the tongue, sometimes accompanied by exfoliation of its epithelium.
- Glosso-epiglottic** (*glos'-o-ep-er-je-lot'-ik*) [*γ'λωσσα*, tongue; *ἐπίγλωττις*, epiglottis]. Pertaining to both tongue and epiglottis.
- Glosso-epiglottidean Ligament**. See *Ligament*.
- Glossograph** (*glos'-o-graf*) [*γ'λωσσα*, tongue; *γράφω*, to write]. An instrument for registering the movements of the tongue in speech.
- Glossography** (*glos-og'-ra-fe*) [*γ'λωσσα*, tongue; *γραφω*, to write]. A descriptive treatise upon the tongue.
- Glossohyal** (*glos-o-hi'-al*) [*γ'λωσσα*, tongue; *ὑαλῶδες*, the hyoid bone]. Pertaining to the tongue and the hyoid bone.
- Glossoid** (*glos'-oid*) [*γ'λωσσα*, tongue; *εἶδος*, appearance]. Resembling a tongue.
- Glossolalia** (*glos-o-li'-e-ah*) [*γ'λωσσα*, tongue; *λάλις*, speech]. The alleged speaking in foreign or unknown tongues by somnambulists.
- Glossology** (*glos-al'-o-je*) [*γ'λωσσα*, tongue; *λόγος*, a treatise]. A treatise concerning the tongue.
- Glossolysis** (*glos-al'-is-is*) [*γ'λωσσα*, tongue; *λύσις*, a loosening]. Paralysis of the tongue.
- Glossomegistus** (*glos-o-mi-jis'-tus*). Synonym of *Glossitis*, *Parenchymatous*.
- Glossoncus** (*glos-on'-kus*) [*γ'λωσσα*, tongue; *ὄγκος*, tumor]. A swelling of the tongue.
- Glossopathy** (*glos-af'-ath-er*) [*γ'λωσσα*, tongue; *πάθος*, disease]. Any disease of the tongue.
- Glosso-pharyngeal** (*glos'-o-far-in'-je-al*) [*γ'λωσσα*, tongue; *ὄφυξ*, pharynx]. Pertaining to the tongue and the pharynx. See *Nerves*, *Table of*.
- Glosso-pharyngeus** (*glos'-o-far-in'-je-us*) [*γ'λωσσα*, tongue; *ὄφυξ*, pharynx]. A portion of the superior constrictor muscle of the pharynx. See *Muscles*, *Table of*.
- Glossophyte** (*glos'-o-fit*) [*γ'λωσσα*, tongue; *φυτόν*, plant]. A parasitic vegetation growing on the tongue.
- Glossophytia** (*glos-o-fit'-e-ah*) [*γ'λωσσα*, tongue; *φυτόν*, a plant]. Black tongue. A dark discoloration of the tongue, due to accumulations of spores, dead epithelium, and accidental impurities.
- Glossoplasty** (*glos'-o-plas-te*) [*γ'λωσσα*, tongue; *πλαστέω*, to form]. Plastic surgery of the tongue.
- Glossoplegia** (*glos-o-ple'-je-ah*) [*γ'λωσσα*, tongue; *πληγή*, stroke]. Paralysis of the tongue.
- Glossoptosis** (*glos-ep-to'-sis*) [*γ'λωσσα*, tongue; *πτωσις*, a fall]. Synonym of *Macroglossia*.
- Glossorrhagia** (*glos-or-a'-je-ah*) [*γ'λωσσα*, tongue; *ῥήγνυμι*, to burst forth]. Hemorrhage from the tongue.
- Glossorrhaphy** (*glos-or-af'-er*) [*γ'λωσσα*, tongue; *ῥαφή*, suture]. Surgical suturing of the tongue.
- Glossoscopy** (*glos-ol'-ko-fe*) [*γ'λωσσα*, tongue; *σκοπεῖν*, to inspect]. Diagnostic inspection of the tongue.
- Glossosemiotics** (*glos-o-sem-e-o'-iks*) [*γ'λωσσα*, tongue; *σημαίνειν*, to mark]. The study or science of the diagnostic and prognostic signs exhibited by the tongue.
- Glossospasm**, or **Glossospasmus** (*glos'-o-spa-zm*, or *glos-o-spas'-mus*) [*γ'λωσσα*, tongue; *σπασμός*, spasm]. Spasm of the tongue.
- Glossosteresis** (*glos-o-ster-e'-sis*) [*γ'λωσσα*, tongue; *στέρησις*, privation]. Surgical excision of the tongue; absence of the tongue.
- Glossotheca** (*glos-o-the'-kah*) [*γ'λωσσα*, tongue; *θήκη*,

a case; *pl.*, *Glossotheca*). In biology, that part of a pupa-case inclosing the sucking-organ of an insect.

Glossotilt (*glōs'ō-tilt*) [*glōssa*, tongue; *τίλιον*, *tilion*, to pull]. An instrument by which the tongue is drawn forward during the process of artificial respiration.

Glossotomy (*glōs'ō-tō-mē*) [*glōssa*, tongue; *τομή*, *tōmē*, to cut]. The dissection of the tongue. Also, the excision of the tongue.

Glossy Skin. A peculiar neurosis of the skin, characterized by a smooth, shining, red appearance, accompanied by intense burning pain. See *Atrophoderma neuroticum*.

Glossyptrophia, or Glossyptrophy (*glōs'ō-ptrōf'ē-ā*, or *glōs'ō-trōf'ē-ā*) [*glōssa*, tongue; *ὑπερ*, *hyper*, over; *τροφή*, *trōphē*, nutrition]. Hypertrophy of the tongue.

Glottagra (*glōt'ō-grā*) [*glōssa*, tongue; *ἀγρα*, *agra*, seizure]. Glottisagra.

Glottal (*glōt'ō-l*) [*glōssa*, glottis]. Pertaining to the glottis.

Glottalgia (*glōt'ō-jā*) [*glōssa*, tongue; *ἀλγος*, *algos*, pain]. Glottisalgia.

Glottic (*glōt'ō-sik*) [*glōssa*, tongue]. 1. Pertaining to the tongue. 2. Pertaining to the glottis.

Glottid (*glōt'ō-id*) [*glōssa*, glottis]. An act of the vocal bands whereby the form of the glottis is changed; also, any sound produced by such a change.

Glottidean (*glōt'ō-id'ē-an*) [*glōssa*, glottis]. Pertaining to the glottis.

Glottis (*glōt'ō-sis*) [*glōssa*; *γλῶττα*, *glōtta*, tongue]. The *rima glottidis*. The opening between the arytenoid cartilages, or the interval between the vocal bands; also, the structures collectively that surround that opening. Over it is the epiglottis, a thin lamella of cartilage covering the larynx during deglutition.

Glottiscope (*glōt'ō-sik'ōp*) [*glōssa*, glottis; *σκοπεῖν*, *skopein*, to inspect]. A form of laryngoscope.

Glottitis (*glōt'ō-tis*). See *Glossitis*.

Glottology (*glōt'ō-lō-jē*). See *Glossology*.

Glove (*glōv*) [ME., *glowe*, a glove]. A protection for the hand, with separate partitions for each finger; it is used therapeutically in certain skin-diseases of the hand; also as a guard against septic poisoning. **G. Alphabet.** See *Dalgarvo Alphabet*.

Glovers' Stitch (*glōv'ē-rz stich*). The continuous suture in surgery. See *Suture*.

Gluconium (*glū-si'ni-um*). See *Beryllium*.

Glucohem (*glū-kō-jen*). See *Glycohem*.

Glucohemia (*glū-kō-hē'mē-ah*). See *Glycohemia*.

Gluco-heptose (*glū-kō-hep'tōs*). See *Carbohydrates, Table A*.

Glucometer (*glū-kō-m'ē-tēr*). See *Glycymeter*.

Gluconic Acid (*glū-kō-n'ik*). See *Acid*.

Glucose (*glū-kō*) [*glukōs*, sweet]. $C_6H_{12}O_6$, Grape-sugar, starch sugar. A substance obtained from starch by the action of the natural ferment, diastase, and by the catalytic action of mineral acids. It is less soluble, and therefore less sweet, than cane-sugar, but equally nutritious. It is much used as an adulterant of cane-sugar. Its varieties are numerous, dextrose and levulose being the best known. Dextrose differs from levulose in its behavior to the polarized ray of light, which is turned by the former to the right, and by the latter to the left. Glucose crystallizes in nodular masses, melting at 86° F. See *Carbohydrates, Table A*.

G. Vinegar. See *Vinegar*.

Glucosid (*glū-kō-sid*) [*glukōs*, sweet]. Any member of a series of compounds that may be resolved by the presence of an acid into glucose and another principle.

Glucosin (*glū-kō-sin*) [*glukōs*, sweet]. Any one of a series of ptomaine bases obtained by the action of ammonia on glucose. One of them, $C_{14}H_{16}N_2$ (C = 6),

corresponds in formula and general properties with a remarkable unnamed base formed during the alcoholic fermentation of sugar or molasses,—*Morin's base*, $C_7H_{10}N_2$; a colorless, strongly refracting, very mobile oil, with a nauseous, pyridin-like odor. It causes stupor, paralysis, impairment of sensibility, dilatation of the pupils, slowing of the pulse and depression of the temperature, coma, and death. Similar alkaloidal bases have also been found in petroleum, paraffin-oil, chloroform, benzole, ether, amyl alcohol, and in most solvents in common use.

Glucosis (*glū-kō'sis*). Same as *Glycosuria*.

Glucosuria (*glū-kō-sū're-ah*). See *Glycosuria*.

Glue (*glū*) [*gluere*, to draw together]. A decomposition-product of many nitrogenous animal tissues. These lose their organized structure, on heating with water, swell up, and gradually go into solution. The solutions, even when very dilute, gelatinize on cooling, forming a jelly that dries to a horny translucent mass. This mass is glue, or gelatin, as the finer grades are termed. It dissolves in hot water and forms a liquid possessing notable cementing-power. Two proximate principles seem to be present as characteristic in all preparations of glue: *glutin*, obtained chiefly from the hide and larger bones, and *chondrin*, from the young bones while yet in the soft state, and the cartilages of the ribs and joints. Of these the former much exceeds the latter in adhesive power. *Hide-glue* is the variety that shows most strongly the adhesive property. Its color may vary considerably without any impairment of its adhesive power. It is usually of a gray to amber or brown-yellow color, and translucent or partially opaque. It should be clear, dry, and hard, and possess a glassy fracture. It should swell up but not dissolve in cold water, but should dissolve in water at 62.5° C. (144.5° F.). *Cologne Glue* is manufactured from scrap-hide which, after liming, is carefully bleached in a chlorid-of-lime bath and then thoroughly washed. *Russian Glue* contains some inorganic admixture. It is of a dirty-white color, and contains from four to eight per cent. of white lead, chalk, zinc-white, or barytes. *Size-glue* and *Parchment-glue* are both skin-glues prepared with special care. *Bone-glue* or *Bone-gelatin* is a clear product free from offensive odor. It is much used for culinary purposes and for medicinal applications, and for fining or clarifying wines, etc. It is largely used in the manufacture of gelatin capsules, of court-plaster, and of gelatin emulsions with bromid and chlorid of silver for coating photographic dry plates. *Patent Glue* is a very pure variety of bone-glue of deep dark-brown color. It is very glossy and swells up very much in water. *Isinglass*, or *Fish-gelatin*, is the finest and best of animal glues. It is pure white, nearly transparent, dry and horny in texture, and free from smell. It dissolves in water at from 35° to 50° C. (95° to 122° F.) without any residue, and in cooling produces an almost colorless jelly. *Liquid Glue*. By the action of nitric or acetic acid upon a solution of glue its power to gelatinize may be completely dissipated, while its adhesive power is not at all interfered with.

Gluge's Corpuscles. Compound granular corpuscles; compound granule-cells. Larger or smaller cells densely crowded with droplets of fat, occurring in tissues that are the seat of fatty degeneration. By transmitted light the globules of fat show as black dots, and the whole corpuscle looks like a mulberry. They are the only pathognomonic evidences of softening of nerve-tissue.

Glumaceous (*glū-mā'she-us*) [*gluma*, a husk]. In biology, possessing chaff-like bracts or glumes.

Glume (*glūm*) [*gluma*, a hull or husk]. In biology, one of the floral envelopes in the grasses.

Glumellule (*glu-mel'-ūl*). Same as *Lodicule*.

Glusidum (*glu'-sīd-um*) [*γλυκίς*, sweet], $C_6H_{12}O_6$ < $\begin{matrix} CO \\ SO_2 \end{matrix}$ > NII. Saccharin. Benzoyl-sulphonic-imid, a coal-tar derivative. It is an intensely sweet, white powder, 200 times as sweet as cane-sugar. It is antiseptic, and is used to disguise the taste of nauseous medicine. It may be used as a sweetening-agent in diabetes and in the treatment of corpulency.

Glutaric Acid (*glu-tar'-ik*). See *Acid*.

Gluteal (*glu'-te-al*) [*γλουτός*, the buttock]. Pertaining to the buttocks. **G. Artery**. See *Arteries, Table of*. **G. Muscles**. See *Muscles, Table of*. **G. Nerve**. See *Nerves, Table of*. **G. Reflex**. See *Reflexes, Table of*.

Gluten (*glu'-ten*) [*gluten*, glue]. A substance resembling albumin, with which it is probably identical. It occurs abundantly in the seed of cereals, in the form of cubic cells surrounding the starchy fecula of the seed. It consists mainly of gluten-fibrin, gliadin, casein, gliadin, and mucidin. **G.-bread**, a variety of non-starch-containing bread for use by diabetics. It is made as follows: Take one quart of sweet milk, or milk and water, one heaping teaspoonful of good butter, one-fifth of a cake of compressed yeast beaten up with a little water, and two eggs well beaten. Stir in the gluten-flour until a soft dough is formed, knead as in making ordinary bread, put in pans to raise, and when light, bake in a hot oven. **G.-soap**, a bland and soothing variety of soap, containing a considerable proportion of gluten.

Gluteo-femoral (*glu'-te-o-fem'-or-al*) [*γλουτός*, the buttock; *femur*, the femur]. Relating to the buttock and the thigh.

Gluteus (*glu-te'-us*) [*γλουτός*, the buttock]. One of the large muscles of the buttock. See *Muscles, Table of*.

Glutin (*glu'-tin*). See *Glue*.

Glutition (*glu-tish'-un*) [*glutire*, to swallow]. Deglutition.

Glutitis (*glu-ti'-tis*) [*γλουτίς*, buttock; *ιτις*, inflammation]. Inflammation or suppuration of a buttock.

Glyceleum (*gli-se'-le-um*) [*γλυκίς*, sweet; *ελαίον*, oil]. A mixture of glycerin 2 parts, olive oil 6 parts, almond-meal 1 part; it is used as a base for ointments.

Glycemia (*gli-se'-me-ah*) [*γλυκίς*, sweet; *αίμα*, blood]. The presence of glucose in the blood.

Glycerid (*glis'-er-id*) [*γλυκερός*, sweet]. A compound ether of the triatomic alcohol, glycerol or glycerin. Some of the glycerids exist ready-formed, as natural fats, in the bodies of plants and animals, and many more may be produced artificially by the action of an acid upon glycerol.

Glycerin, Glycerinum (*glis'-er-in, glis'-er-i'-num*) [*γλυκερός*, sweet], $C_3H_5(OH)_3$. Propenyl hydrate. A viscous, syrupy, colorless substance derived from certain fats—mainly palm-oil—by decomposing them with superheated steam. Pure glycerin is an emollient; the impure article an irritant to the skin. Dose ʒj-ij. It is an efficient internal remedy in acne and flatulence, and may be used in rectal enemata or in suppositories with soap or gelatin ($\frac{1}{10}$), in chronic constipation. See *Glycerol*. **Glycerinum acidi carbonici** (B. P.), glycerin 4, carbonic acid 1. **G. acid. gallici** (B. P.), gallic acid 1, glycerin 4. **G. acid. tannici** (B. P.), tannic acid 1, glycerin 4. **G. aluminis** (B. P.), alum 1, glycerin 5. **G. boracis** (B. P.), borax 1, glycerin 4, distilled water 2. **G. p'umbi subacetat.** (B. P.), acetate of lead 5, oxid of lead $3\frac{1}{2}$, glycerin 20, distilled water 12. **G. traga-canthæ** (B. P.), tragacanth 3, glycerin 12, distilled

water 2. **Glycerini, Suppos.** (B. P.), each contains 70 per cent. by weight of glycerin. **Glycerin-Cupric Test** (for sugar); to an inch of potassium hydrate in a test-tube add a few drops of copper sulphate and a few drops of glycerin. Boil and add the suspected urine by small amounts up to less than one inch in the tube. Sugar will throw out the cuprous oxid, red or yellow. **G.-Jelly**, a valuable preparation for the treatment of eczema. It is made as follows: Gelatin, 4 drams; oxid of zinc, $2\frac{1}{2}$ drams; glycerin, $\frac{1}{2}$ ounce; water, 6 drams. Heat the water, dissolve the gelatin in it, then add the glycerin and zinc, and stir till cold. Before using, the jelly is melted by gentle heat in a water-bath, and applied with a soft brush. See *Mounting-media*.

Glycerinum (*glis'-er-i'-num*) [*γλυκερός*, sweet; *gen.*, glycerini; *pl.*, *Glycerina*]. 1. Glycerin, *q. v.* 2. A solution of some medicinal agent in glycerin, *q. v.*

Glycerite, or Glyceritum (*glis'-er-it or glis'-er-i'-tum*) [*γλυκερός*, sweet]. A mixture of medicinal substances with glycerin. There are six official glycerites, besides several others in the National Formulary. **G. acidi carbonici**, carbonic acid 2, glycerin 8. **G. acidi tannici**, tannic acid 2, glycerin 8. **G. amyli**. See *Amylum*. **G. vitelli**. See *Vitellus*.

Glycerize (*glis'-er-iz*) [*γλυκερός*, sweet]. To treat or mix with glycerin.

Glycerol (*glis'-er-ol*) [*γλυκερός*, sweet], $C_3H_8O_3$. Glycerin; a substance produced in small quantities in the alcoholic fermentation of sugar. It is prepared exclusively from the fats and oils. It is a thick, colorless syrup, of specific gravity 1.265 at 15° C. It has a pure, sweet taste, hence its name.

Glycerose (*glis'-er-os*) [*γλυκερός*, sweet], $C_3H_6O_3$. Triose; a substance derived from glycerol. It is the lowest glucose, and is a mixture of glycerol aldehyd and dioxo-acetone. See *Carbohydrates, Table of*.

Glyceryl (*glis'-er-il*) [*γλυκερός*, sweet]. A designation applied to the trivalent group $CH_2CH_2CH_2$. It is the hypothetic triatomic radicle of glycerol and the glycerids, and is also called *propenyl*. **G. Borate**. See *Boroglycerin*.

Glycid (*gli'-sid*) [*γλυκίς*, sweet], $C_3H_6O_2$. An anhydrid of glycerin, not yet isolated. **G. Compounds**, certain compounds formed from glycerol-derivatives by the loss of H_2O or HCl . These are again readily converted into glycerol-derivatives.

Glycin (*gli'-sin*) [*γλυκίς*, sweet], $C_2H_5NO_2$. Also called *Glycocol* and *Glycocin*. *Amido-acetic Acid*, or *Gelatin-sugar*. It does not occur in the free state in the animal body, but enters into the composition of several important substances, as hippuric and glycocholic acids. It is acid in reaction, and has a sweet taste. It crystallizes in large, colorless, hard rhombohedra, or four-sided prisms, easily soluble in water. See *Glycocol*.

Glycina (*glis-i'-nah*). Soya-bean. See *Soja*.

Glycocholic Acid (*gli-ko-kol'-ik*) [*γλυκίς*, sweet; *χολή*, bile]. An acid found in the bile. See *Acid*.

Glycocid (*gli'-ko-sid*). See *Glucosid*.

Glycocin (*gli'-ko-sin*). See *Glycin*.

Glycocol (*gli'-ko-kol*) [*γλυκίς*, sweet; *κόλλα*, glue]. The same as *Glycin*, *q. v.* The *Glycocols, Alanins*, or *Amido-fatty Acids* are crystalline bodies, usually of a sweet taste, and readily soluble in water.

Glycocyamin (*gli-ko-si'-am-in*) [*γλυκίς*, sweet; *κνάρίς*, blue; *amin*], $C_3H_7N_3O_2$. Guanido-acetic Acid; a substance obtained by the direct union of glycochol with cyanamid. It is soluble in 120 parts of cold water and rather readily in hot water; insoluble in alcohol and in ether. It forms crystalline compounds with acids and bases.

Glycodrupose (*gli-ko-droo'poh-se'*) [*γλυκοδρουπόζη*], sweet; *drupōs*, an overripe fruit; *glykos*, sweet. **G.** A sugar, a dimer of glucose, $C_{12}H_{22}O_{11}$.

Glycogen (*gli-sir-i-jen'*) [*γλυκογενή*], sweet; *gēnē*, to produce. **G.** A polysaccharide, $C_{12}H_{22}O_{11}$, formed in the animal body from glucose. It is a white, crystalline, granular substance, insoluble in water, but soluble in dilute acids. It is a reserve food material.

Glycogenesis (*gli-sir-i-jen-eh'sis'*) [*γλυκογένεσις*], the formation of glycogen.

Glycolic acid (*gli-ko-lik'*) [*γλυκολικό*], sweet; *glykos*, sweet; *likos*, acid. **G.** A simple acid, $C_2H_4O_3$, which is a constituent of the animal body. It is a colorless, crystalline substance, soluble in water, alcohol, and ether.

Glycolic anhydride (*gli-ko-lik'*) [*γλυκολικό ανθρακικό*], sweet; *glykos*, sweet; *likos*, acid; *antra-kikōs*, anhydride. **G.** A simple anhydride, $C_2H_2O_2$, which is a constituent of the animal body. It is a colorless, crystalline substance, soluble in water, alcohol, and ether.

Glycolic ether (*gli-ko-lik'*) [*γλυκολικό αιθέριον*], sweet; *glykos*, sweet; *likos*, acid; *aitērion*, ether. **G.** A simple ether, $C_2H_4O_2$, which is a constituent of the animal body. It is a colorless, crystalline substance, soluble in water, alcohol, and ether.

Glycolic oxide (*gli-ko-lik'*) [*γλυκολικό οξείδιον*], sweet; *glykos*, sweet; *likos*, acid; *oxēidion*, oxide. **G.** A simple oxide, $C_2H_2O_2$, which is a constituent of the animal body. It is a colorless, crystalline substance, soluble in water, alcohol, and ether.

Glycolic peroxide (*gli-ko-lik'*) [*γλυκολικό υπεροξείδιον*], sweet; *glykos*, sweet; *likos*, acid; *uper-oxēidion*, peroxide. **G.** A simple peroxide, $C_2H_2O_4$, which is a constituent of the animal body. It is a colorless, crystalline substance, soluble in water, alcohol, and ether.

Glycolic sulphide (*gli-ko-lik'*) [*γλυκολικό θειούδιον*], sweet; *glykos*, sweet; *likos*, acid; *theioudion*, sulphide. **G.** A simple sulphide, $C_2H_2S_2$, which is a constituent of the animal body. It is a colorless, crystalline substance, soluble in water, alcohol, and ether.

Glycolic selenide (*gli-ko-lik'*) [*γλυκολικό σεληνίδιον*], sweet; *glykos*, sweet; *likos*, acid; *selēnidion*, selenide. **G.** A simple selenide, $C_2H_2Se_2$, which is a constituent of the animal body. It is a colorless, crystalline substance, soluble in water, alcohol, and ether.

Glycolic telluride (*gli-ko-lik'*) [*γλυκολικό τελλουρίδιον*], sweet; *glykos*, sweet; *likos*, acid; *tel-louridion*, telluride. **G.** A simple telluride, $C_2H_2Te_2$, which is a constituent of the animal body. It is a colorless, crystalline substance, soluble in water, alcohol, and ether.

Glycolic zinc (*gli-ko-lik'*) [*γλυκολικό ψευδάργυρος*], sweet; *glykos*, sweet; *likos*, acid; *psēdārgyros*, zinc. **G.** A simple zinc salt, $C_2H_2ZnO_2$, which is a constituent of the animal body. It is a colorless, crystalline substance, soluble in water, alcohol, and ether.

Glycolic zinc sulphide (*gli-ko-lik'*) [*γλυκολικό ψευδάργυροθειούδιον*], sweet; *glykos*, sweet; *likos*, acid; *psēdārgyros*, zinc; *theioudion*, sulphide. **G.** A simple zinc sulphide salt, $C_2H_2ZnS_2$, which is a constituent of the animal body. It is a colorless, crystalline substance, soluble in water, alcohol, and ether.

Glycolic zinc selenide (*gli-ko-lik'*) [*γλυκολικό ψευδάργυροσεληνίδιον*], sweet; *glykos*, sweet; *likos*, acid; *psēdārgyros*, zinc; *selēnidion*, selenide. **G.** A simple zinc selenide salt, $C_2H_2ZnSe_2$, which is a constituent of the animal body. It is a colorless, crystalline substance, soluble in water, alcohol, and ether.

Glycolic zinc telluride (*gli-ko-lik'*) [*γλυκολικό ψευδάργυροτελλουρίδιον*], sweet; *glykos*, sweet; *likos*, acid; *psēdārgyros*, zinc; *tel-louridion*, telluride. **G.** A simple zinc telluride salt, $C_2H_2ZnTe_2$, which is a constituent of the animal body. It is a colorless, crystalline substance, soluble in water, alcohol, and ether.

Glycolic zinc oxide (*gli-ko-lik'*) [*γλυκολικό ψευδάργυροοξείδιον*], sweet; *glykos*, sweet; *likos*, acid; *psēdārgyros*, zinc; *oxēidion*, oxide. **G.** A simple zinc oxide salt, $C_2H_2ZnO_2$, which is a constituent of the animal body. It is a colorless, crystalline substance, soluble in water, alcohol, and ether.

Glycolic zinc peroxide (*gli-ko-lik'*) [*γλυκολικό ψευδάργυρουπεροξείδιον*], sweet; *glykos*, sweet; *likos*, acid; *psēdārgyros*, zinc; *uper-oxēidion*, peroxide. **G.** A simple zinc peroxide salt, $C_2H_2ZnO_4$, which is a constituent of the animal body. It is a colorless, crystalline substance, soluble in water, alcohol, and ether.

Glycolic zinc sulphide (*gli-ko-lik'*) [*γλυκολικό ψευδάργυροθειούδιον*], sweet; *glykos*, sweet; *likos*, acid; *psēdārgyros*, zinc; *theioudion*, sulphide. **G.** A simple zinc sulphide salt, $C_2H_2ZnS_2$, which is a constituent of the animal body. It is a colorless, crystalline substance, soluble in water, alcohol, and ether.

Glycolic zinc selenide (*gli-ko-lik'*) [*γλυκολικό ψευδάργυροσεληνίδιον*], sweet; *glykos*, sweet; *likos*, acid; *psēdārgyros*, zinc; *selēnidion*, selenide. **G.** A simple zinc selenide salt, $C_2H_2ZnSe_2$, which is a constituent of the animal body. It is a colorless, crystalline substance, soluble in water, alcohol, and ether.

Glycolic zinc telluride (*gli-ko-lik'*) [*γλυκολικό ψευδάργυροτελλουρίδιον*], sweet; *glykos*, sweet; *likos*, acid; *psēdārgyros*, zinc; *tel-louridion*, telluride. **G.** A simple zinc telluride salt, $C_2H_2ZnTe_2$, which is a constituent of the animal body. It is a colorless, crystalline substance, soluble in water, alcohol, and ether.

Glycolic zinc oxide (*gli-ko-lik'*) [*γλυκολικό ψευδάργυροοξείδιον*], sweet; *glykos*, sweet; *likos*, acid; *psēdārgyros*, zinc; *oxēidion*, oxide. **G.** A simple zinc oxide salt, $C_2H_2ZnO_2$, which is a constituent of the animal body. It is a colorless, crystalline substance, soluble in water, alcohol, and ether.

Glycolic zinc peroxide (*gli-ko-lik'*) [*γλυκολικό ψευδάργυρουπεροξείδιον*], sweet; *glykos*, sweet; *likos*, acid; *psēdārgyros*, zinc; *uper-oxēidion*, peroxide. **G.** A simple zinc peroxide salt, $C_2H_2ZnO_4$, which is a constituent of the animal body. It is a colorless, crystalline substance, soluble in water, alcohol, and ether.

Glycyrrhea (*gli-sir-eh'-ah*) [*γλυκύρρη*], sweet; *peir*, to flow]. Any discharge of glucose from the body. **Glycyrrhea urinosa**. Synonym of *Diabetes mellitus*.

Glycyrrhethin (*gli-sir-eh'-tin*) [*γλυκύρρηθίνη*], sweet; *peza*, root; *C₄₁H₆₀O₄*. An amorphous bitter substance in liquorice root.

Glycyrrhiza (*gli-sir-eh'-zah*) [*γλυκύρρη*], sweet; *peza*, root; *rhiza*, root. **G.** *Glycyrrhiza*. **G.** Liquorice-root. The root of *G. glabra*, a demulcent and mild laxative, of sweet taste. In combination with other medicaments it is an excellent expectorant, and is much used as an excipient in pills, troches, etc. **G.**, **Ext.**, the liquorice of commerce, occurring in black rolls. **G.**, **Ext.**, **Liquid** (B. P.). Dose ʒj-ij. **G.**, **Ext.**, **Purum**, made with aqua ammoniac and water by percolation and evaporation. **G.**, **Ext.**, **Fld.**, prepared with water and alcohol. **G.**, **Mist.**, **Comp.**, Brown mixture, pure extract, sugar, acacia, aa ʒ parts, tinct. opii camph. ʒ, vin. autumnoli ʒ, spt. nitrous ether ʒ, water 70. Dose ʒj-ʒss. **G. et Opii, Trochisci**, have each ext. of glycyrrhiza, gr. ij, ext. of opium gr. ʒij, acacia, sugar, oil of anise q. s. Dose ʒj. **G.**, **Pulv.**, **Comp.**, compound licorice-powder, senna ʒs, glycyrrhiza ʒj, oil of fennel ʒ, washed sulphur ʒ, sugar ʒss.

Glycyrrhizin (*gli-sir-eh'-zin*). See *Glycyrrhizinum*.

Glycyrrhizinum (*gli-sir-eh'-zin-um*) [*γλυκύρρηθίνη*], sweet; *peza*, root; *rhiza*, root; *glycyrrhizin*. A sweet principle derived from liquorice-root. **G. ammoniatum** (U. S. P.), ammoniated glycyrrhizin, a sweet preparation used as a substitute for liquorice. Dose gr. v-xv.

Glyoxal (*glyok's-al*) [*γλυκόξυλο*], sweet; *ōzālis*, sorrel], $C_2H_2O_2$. A substance formed by oxidizing acetaldehyde with HNO_3 . It is an amorphous non-volatile mass that deliquesces in the air, and is soluble in alcohol and in ether.

Glyoxalin (*gli-ok's-al-in*) [*γλυκόξυλο*], sweet; *ōzālis*, sorrel], $C_2H_2N_2$. A substance produced by the action of ammonia upon glyoxal. It is easily soluble in water, alcohol and ether, and crystallizes in brilliant prisms, melting at 80° C, and boiling at 255° C.

Glyoxim (*gli-ok's-im*) [*γλυκόξυλο*], sweet], $C_2H_2N_2O_2$. A compound produced by the action of hydroxylamin upon trichlorlactic acid. It is soluble in water, alcohol, and ether; crystallizes in rhombic plates; melts at 178° C.; sublimes without difficulty; has a faintly acid reaction, and forms salts with bases.

Glyoxylic Acid (*gli-oks-il'-ik*). See *Acid*.

Gmelin's Test. Same as *Gmelin-Heintz Reaction*.

Gmelin-Heintz Reaction. A test for bile-pigments in the urine. See *Tests, Table of*.

Gmelina (*gmell-in-ah*) [after *Gmelin*, a Russian scientist]. A genus of verbenaceous shrubs and trees. In India, *G. arborea*, *G. asiatica*, *G. parvifolia*, *G. villosa*, and other species, are employed in catarrhal disorders and in fevers and rheumatism. Unof.

Gnaphalium (*gnaf-ol'-le-um*). See *Life-everlasting*.

Gnat (*nat*) [ME., *gnat*, a gnat]. A dipterous insect, the *Culex pipiens*, differing but slightly from the common mosquito, with which it is popularly confounded. The "bite" consists in a piercing of the skin and the withdrawal of a minute quantity of blood. The gnat has no sting or poison glands.

Gnathalgia (*gnath-ah'-je-ah*) [*γναθηγία*], jaw; *ālgos*, pain]. Pain or neuralgia of the jaw.

Gnathankylosis (*gnath-ang-kil-oh'-sis*) [*γναθηγκύλιση*], jaw; *ankylosis*, ankylosis]. Ankylosis of the jaw.

Gnathic (*gnath'-ik*) [*γναθηγία*], the check-bone]. Pertaining to the cheek or jaw. **G. Index**. See *Alveolar* and *Index*.

Gnathidium (*gnath-id'-e-um*) [*γναθηγία*], jaw; *pt.*, *Gnathidium*]. In biology, one of the rami of the lower mandible of a bird.

Gnathion (*nath'-e-on*). See *Cranio-metric Points*.

Gnathite (*nath'-it*) [*γνάθος*, the jaw]. In biology, one of the jaw-feet of an arthropod; a gnathopodite.

Gnathitis (*nath-it'-tis*) [*γνάθος*, jaw; *τις*, inflammation]. Inflammation of the jaw or cheek.

Gnathogramma (*nath-o-gram'-ah*) [*γνάθος*, jaw, cheek; *γραμμά*, line]. Jadelot's genal line. See *Jadelot's Lines or Furrows*.

Gnathoneuralgia (*nath-o-nu-rall'-je-ah*) [*γνάθος*, jaw; *νεῦρον*, a nerve; *ἄλγος*, pain]. See *Gnathalgia*.

Gnathoparalysis (*nath-o-par-all'-is-is*) [*γνάθος*, jaw; *παράλυσις*, paralysis]. Paralysis of the jaw.

Gnathoplasty (*nath'-o-plas-te*) [*γνάθος*, cheek; *πλασθεῖν*, to shape]. Plastic surgery of the cheek.

Gnathoplegia (*nath-o-ple'-je-ah*) [*γνάθος*, cheek; *πληγή*, stroke]. Paralysis of the cheek.

Gnathopodite (*nath-op'-o-dit*) [*γνάθος*, jaw; *ποῖς*, foot]. Same as *Gnathite*.

Gnathorrhagia (*nath-or-a'-je-ah*) [*γνάθος*, the cheek; *ῥήγναι*, to burst forth]. Hemorrhage from the mucous membrane of the cheek.

Gnathoschisis (*nath-ost'-kis-is*) [*γνάθος*, jaw; *σχίζειν*, to split]. Cleft-jaw.

Gnathospasmus (*nath-o-spas'-mus*) [*γνάθος*, jaw; *σπασμός*, spasm]. Locked jaw; trismus.

Gnathostegite (*nath-ost'-tej-it*) [*γνάθος*, jaw; *στέγος*, roof]. In biology, the cover to the mouth-parts of a crustacean formed by the expansion of parts of the third thoracic limbs.

Gnomonic (*no-mon'-ik*) [*γνώμων*, a carpenter's square]. In biology, bent at right angles.

Gnoscopin (*nos'-ko-pin*), $C_{24}H_{36}N_2O_{11}$. A crystalline alkaloid of opium, melting at $233^{\circ}C$.

Goa Ball, or **Goa Stone** [*Goa*, in Portugal]. A mass of drugs made up into a large bolus, from which enough for a dose is scraped as needed; it is said to have originated at Goa. **G. Powder**. See *Ara-roba*.

Goadby's Solution. A solution of salt and corrosive sublimate in water, for preserving meat against putrefaction.

Goanese Ipecacuanha (*go-an-ēz' ip-e-kak-u-ant'-ah*). See *Naregamia*.

Goat's-voice (*gots'-vois*). See *Egophony*.

Goblet Cells. Chalice-like cells lying between the epithelial cells of the intestinal villi.

Goddard's Astringent Gargle. An astringent gargle composed of alum 2 drams, pomegranate bark $\frac{1}{2}$ ounce, red rose petals 1 dram, honey 1 ounce, boiling water 6 ounces.

Godfrey's Cordial. A non-official preparation of opium containing from half a grain to a grain and a half of opium to the ounce.

Goggle-eyed (*gog'-led*) [M.E., *gogglyed*]. A vulgar synonym of *Exophthalmos* and of *Strabismus*.

Goggles (*gog'-lz*) [M.E., *gogelen*, to look askint]. Spectacles with colored lenses and wire or cloth sides, to protect the eyes from excessive light, dust, etc.

Gogo (*gog'-go*) [African]. The rhizome of *Phrynium beaumezii*, a marantaceous plant indigenous to the western coast of Africa. It is a powerful vermifuge and purgative. It is used in the form of a decoction, $\frac{5}{8}$ ijs to the Oj. Unof.

Gogul (*gog'-gul*) [Beng. or Hind.]. A name for various balsamic resins, the product of Asiatic trees of the genus *Balsamodendron*; it is sometimes classed as *Elemi*, and also as *Bdellium*.

Goiter (*gol'-ter*) [*guttur*, throat]. Enlargement, particularly if hypertrophic, of the thyroid gland. It is called, also, *Bronchocele* and *Tracheocele*. It generally accompanies cretinism. **G., Anemic**. Synonym of *G., Exophthalmic*. **G., Exophthalmic**, Basedow's

Disease, Graves' Disease. A disease characterized by cardiac palpitation, goiter, exophthalmos, tremor, palpitation usually being the initial symptom; the pulse ranges from 90 to 120. Occasionally the exophthalmos is so extreme as to produce spontaneous dislocation of one or both eyes. There are present *Græfe's lid-sign*, namely, inability of the upper lid to follow perfectly the downward movement of the eye; and, usually, *Stellwag's sign*, viz., apparent widening of the palpebral aperture, due to retraction of the upper lid. The disease is usually encountered in women; its course is chronic, and the ultimate outcome recovery. Death, however, occasionally results. The etiology is obscure, but the disease occurs frequently in those of the neurotic habit. The theories proposed for the explanation of exophthalmic goiter may be placed in three divisions: 1. The *cardio-vascular theories*, which locate the seat of the disease in the heart itself, the vessels, and the blood. 2. The *mechanical theories*, which connect the symptoms with compression of vessels or nerves in the neck by a primarily hypertrophied thyroid. 3. The *nervous theories*, which attribute the disease to disturbance in the vagus nerve, in the sympathetic nerve itself, or in the central nervous system proper. **G., Pulsating**. Synonym of *G., Exophthalmic*. **G.-stick**, the coarse stem of certain kinds of sea-weed (*Sargassum bacciferum*, etc.), used in various places as a cure for goiter.

Goitrous (*gol'-trus*) [*guttur*, throat]. Pertaining to or affected with goiter.

Gokeroo (*gok'-er-co*). See *Gokhru*.

Gokhru (*gok'-ru*) [E. Indian]. Gokeroo. The fruit of *Petalium murex*, found in the East Indies, much used by the natives for enuresis and spermatorrhea. It is used in infusion of $\frac{5}{8}$ j to Oj of boiling water. Dose *ad lib.* Unof.

Gold [M.E., *gold*, gold]. See *Aurum*. **G., Bichlorid of**, so-called, has been vaunted in the treatment of drunkenness and the opium-habit. The compounds of chlorine and gold are the monochlorid and the trichlorid. **G.-beaters' Cramp**. See *Cramp*. **G.-beaters' Skin**, a thin membrane prepared from the ecum of the ox for gold-beaters' use. It has a limited use in surgery. **G., Annealing of**, the softening of gold by means of heat, to reduce the hardness caused by the mechanical forces to which it has been subjected in its manufacture. See *Annealing*. **G.-brown**. Same as *Phenylene-brown*. **G. Cinnabar**. Same as *Minium*. **G. Crowns**, portions of the natural crowns of teeth capped with gold, thereby restoring the contour. **G.-foil**, **Dentists'** (*aurum foliatum*), gold-leaf. Gold foil, as used by dentists for filling teeth, is gold hammered into a thin leaf, but finer in quality and of much greater thickness than the article ordinarily known as gold-leaf. **G.-ochre**. Same as *Ochre*. **G.-orange**, an anilin dye employed by Unna for staining lepra-bacilli and tubercle-bacilli. See *Stains*, *Table of*, and *Pigments*, *Conspectus of*. **G.-plate**, for dental uses, may be made by the following formulas:—

18-KARAT GOLD-PLATE.	
Gold,	18 dwt.
Silver,	2 "
Copper,	4 "

20-KARAT GOLD-PLATE.	
Gold coin,	20 dwt.
Silver,	2 "
Copper,	2 "

G. of Pleasure. See *Camelina*. **G.-purple**. Same as *Cassius' Purple*. **G.-solder**, gold alloyed with one or more metals. The following table exhibits the rela-

tion, seed; *βλαστός*, germ; *pl.*, *Gonoblastidium*). A term applied by Huxley to the organs set apart for the production of generative buds in the *Physophorida* and other *Hydrozoa*. Cf. *Blastostyle*.

Gonobolia (*gon-o-bol'-le-ah*) [*γόνι*, semen; *βάλλειν*, to throw]. 1. The ejaculation of semen. 2. Spermatorrhea.

Gonocace (*gon-ok'-as-é*) [*γόνυ*, knee; *κάκη*, evil]. Same as *Gonarthrocaec*.

Gonocalyx (*gon-o-kal'-liks*) [*γόνος*, generation, seed; *κάλυξ*, a cup; *pl.*, *Gonocalices*, *Gonocalyxes*]. In biology, a term applied by Huxley to the investment of the reproductive organs of many of the *Hydrozoa*, having more or less the structure of a nectocalyx, but from whose walls those of the actual genital sac, the *manubrium* of Allman, tend to become independent.

Gonocèle (*gon'-o-sel*) [*γόνυ*, knee; *κίλη*, tumor]. A swelling of the knee.

Gonocèle (*gon'-o-sel*) [*γόνι*, semen; *κίλη*, tumor]. 1. A tumor of a testis, or of a spermatic cord, due to retention of semen. 2. Synonym of *Gonorrhœal Rheumatism*.

Gonocheme (*gon'-o-kēm*) [*γόνος*, generation, seed; *ἔχειν*, to carry, hold]. In biology, hydroid medusæ bearing genitalia.

Gonochorismus (*gon-o-kor-iz'-mus*) [*γόνος*, generation, sex; *χωρισμός*, separation]. In biology, the specialization of sex; the differentiation of male or female genitalia in a developing embryo; the separation of the sexes in phylogeny.

Gonococcus (*gon-o-kok'-us*) [*γόνι*, semen; *κόκκος*, kernel]. A microbe thought to be the specific cause of gonorrhœa. See *Gonorrhœa*, and *Bacteria*, *Synonymatic Table* of.

Gonocyst (*gon'-o-sist*) [*γόνος*, generation, seed; *κίστος*, a pouch]. In biology, the inflation of the surface of the zoarium in which the embryos are developed in certain of the *Polyzoa*. See *Gonocyst*.

Gonoid (*gon'-oid*) [*γόνος*, semen; *εἶδος*, appearance]. Resembling semen.

Gonolobus (*gon-o-lof'-bus*) [*γόνος*, semen; *λοβός*, pod]. A genus of asclepiadaceous plants, all American. **G. macrophyllus**, of the U.S., has a cathartic and poisonous root. Unof. Some varieties of condurango are furnished by plants of this genus.

Gonophore (*gon'-o-for*) [*γόνος*, seed; *φόρος*, bear]. In biology: 1, a stipe below stamens. 2. The ultimate generative zoöid of the *Hydroid-meduse*, that which immediately produces the generative elements. It may be either medusiform or sacciform.

Gonoplasm (*gon'-o-plazm*) [*γόνος*, seed; *πλάσμα*, anything formed]. In biology, that portion of the protoplasm of the male fertilizing element in certain cryptogams that penetrates and fertilizes the oösphere.

Gonopod (*gon'-o-pod*) [*γόνος*, generation; *πούς*, foot]. In biology, one of the specialized abdominal feet of certain male crustaceans, functioning as auxiliary reproductive organs.

Gonopoesis (*gon'-o-poi-ol'-sis*). See *Gonopoesis*.

Gonopoietic (*gon-o-poi-ol'-ik*) [*γόνος*, generation, seed; *ποιητικός*, productive]. In biology, productive of reproductive elements, as ova or spermatozoa.

Gonorrhœa (*gon-or-ol'-ah*) [*γόνος*, semen; *ῥοία*, a flow]. Etymologically, an involuntary discharge of semen, but generally applied to a specific infectious inflammation of the mucous membrane of the urethra and adjacent cavities. The gonococcus of Neisser is believed to be the specific microbe of gonorrhœa. It is a diplococcus, found in clumps of from 10 to 20, surrounded by a mucous envelop. **G. balani**, affects the glans penis. **G., Bastard**. See *G., Mucous*. **G., Dry**, a form unassociated with discharge. **G., Mu-**

cous, the so-called abortive or slight superficial catarrh. The inflammation never runs high, and subsides in from seven to fourteen days. **G. preputialis**. See *Balanitis*. **G. sicca**. See *G., Dry*.

Gonorrhœal (*gon-or-ol'-al*) [*γόνος*, semen; *ῥοία*, a flow]. Relating to gonorrhœa. **G. Ophthalmia**. See *Ophthalmia*. **G. Rheumatism**, inflammation of one or more joints as a sequel of gonorrhœa. **G. Wart**. See *Veneral Wart*.

Gonoschocele (*gon-os'-ke-o-sel*) [*γόνι*, semen; *ὑσχιον*, scrotum; *κίλη*, tumor]. A distention of the testicle with semen.

Gonosome (*gon'-o-som*) [*γόνος*, generation, seed; *σῶμα*, the body]. In biology, the entire assembly of generative zoöids in a hydroid colony.

Gonospherium (*gon-o-sfe'-re-um*) [*γόνος*, generation, seed; *σφαῖρα*, sphere; *pl.*, *Gonospheria*]. In biology, a form of oögonium in which the protoplasm is condensed at the center of the cell and separated by a space from the cell-wall.

Gonostroma (*gon-o-stro'-mah*) [*γόνος*, offspring; *στρώμα*, stroma]. The proligerous disc.

Gonotheca (*gon-o-thel'-kah*) [*γόνος*, generation, seed; *θήκη*, case; *pl.*, *Gonothecæ*]. In biology, the chitinous hull of the reproductive capsules of certain hydrozoans.

Gonozemia (*gon-o-ze'-me-ah*) [*γόνος*, semen; *ζημία*, flow]. Excessive secretion or discharge of semen.

Gonozoöid (*gon-o-ol'-oid*) [*γόνος*, generation; *ζῷον*, animal; *εἶδος*, form]. In biology, one of the sexual zoöids of an ascidian.

Gonyagra (*gon-e-a'-grah*). See *Gonagra*.

Gonyalgia (*gon-e-all'-ja-ah*). See *Gonalgia*.

Gonybatia (*gon-e-bal'-she-ah*) [*γόνυ*, knee; *βαίνειν*, to go]. Walking upon the knees; a symptom encountered in some paralytic and paretic cases.

Gonycampsis (*gon-e-kamp'-sis*) [*γόνυ*, knee; *κίμψις*, curve]. Deformity of the knee by curvature.

Gonyocèle (*gon'-e-o-sel*) [*γόνυ*, knee; *κίλη*, tumor]. Same as *Gonyoncus*.

Gonyoncus (*gon-e-ong'-kus*) [*γόνυ*, knee; *ὄγκος*, tumor]. A tumor or swelling of the knee.

Gonys (*gon'-nis*) [*γόνυς*, the chin]. In biology, the line of symphysis of the mandibles of a bird.

Gonytyle (*gon-e-ti'-le*) [*γόνυ*, knee; *πίλη*, pad]. A prominent thickening of the skin upon the knee.

Goodyera (*good-yel'-rah*) [after John Goodyer, an English botanist]. A genus of orchidaceous plants. **G. repens** of Asia, Europe, and America, is a popular medicine. **G. pubescens** of N. America (rattlesnake plantain, cancer-plant) is applied to sores, cancers, etc. Unof.

Goose (*goos*) [ME., *goos*, a goose]. A bird of the family of *Anserines*. **G.-flesh**. See *G.-skin*. **G.-foot**. See *Pes anserinus*. **G.-grass**. See *Galium aparine*. **G.-skin**, *Cutis ansera*, *Goose-flesh*, a popular name for a well-known condition of the skin marked by prominence about the hair-follicles. See *Arrector pili Muscle*.

Gore (*gor*) [ME., *gore*, gore]. Thick or clotted blood.

Gorged Stomach (*gorjd stum'-ak*). See *Stomach Stagers*.

Gorgeret (*gor-jer-ol'*) [Fr., *gorge*, throat]. A surgeon's gorget, especially a small gorget.

Gorget (*gor'-jet*) [*gorges*, a chasm]. A channeled instrument similar to a grooved director. It may be blunt, sharp, hooked, etc. In biology, a throat-patch, as the brilliant throat of the humming-bird.

Gorgon's Head. See *Caput medusæ*.

Gosselin's Fracture. A V-shaped fracture of the distal extremity of the tibia, involving the ankle-joint.

Gossypin (*gos-íp'-e-in*) [*gossypium*, the cotton-tree].

A precipitate from a tincture of the root bark of *G. hirsutum* is recommended as an emmenagogue and diuretic. Dose, 1 to 8 grains. U.S.P.

Gossypine [GOS-si-peen] (C₂₁H₃₂O₁₁, cotton) [Fr. *biol.* GOS-si-peen; *chem.* GOS-si-peen].

Gossypium [GOS-si-pi-um] [L., cotton tree; *gen.* GOS-si-pein; *sp.* GOS-si-pein] [Fr. *bot.* GOS-si-pein; *chem.* GOS-si-pein]. A genus of plants, comprising of fatty and resinous substances, and a large quantity of coloring matter. The seeds are used for the preparation of cotton seed oil, and the leaves are used for the preparation of cotton seed oil. The seeds are also used for the preparation of cotton seed oil. The leaves are also used for the preparation of cotton seed oil.

G. purpureum, [GOS-si-pein-pu-ru-m] G. rad., Cortex, [GOS-si-pein-pu-ru-m] [L., purple cotton]. Dose, 5 grains. U.S.P.

G. rad., Ext., [GOS-si-pein-pu-ru-m] [L., purple cotton]. Dose, 5 grains. U.S.P.

G. seminis, Oil, [GOS-si-pein-se-mi-nis] [L., purple cotton]. Dose, 5 grains. U.S.P.

G. Tinct., [GOS-si-pein-tin-ct] [L., purple cotton]. See also, *Pharmacopoeia*.

Gothard Worm, [GOS-thard] [L., worm]. See *Arthropoda*.

Gothic Palate, [GOS-thik] [L., Gothic]. A deformity of the palatal arch.

Gottinger's Line, [GOS-tin-ger] [L., Gottinger]. A line drawn across the face of a watch.

Gottstein's Basal Process, [GOS-tin-stayn] [L., Gottstein]. The basal extremity of the tibia. It is separated with the line of the tibia from the rest of the bone.

G's Curet, [GOS] [L., curet]. A surgical instrument for the removal of post-nasal growths.

G's Fibers, [GOS] [L., fibers]. See *Fibers*.

Gouge, [GOS] [L., gouge]. An instrument for cutting grooves in wood or other hard structures.

Gougeons, [GOS] [L., gougeons]. A soldier's mistress. Also, a name for staples.

Goulard's Cerate, [GOS-lard] [L., cerate]. G's Extract, [GOS] [L., extract].

Gould, Methods of, [GOS-ld] [L., Gould]. See *Pharmacopoeia*.

Gourand's, or Goyrand's, Disease, [GOS-rand] [L., Gourand]. See *Diseases*.

Gourand's, or Goyrand's, Hernia, [GOS-rand] [L., Gourand]. See *Hernia*.

Gourde, [GOS-rd] [L., gourde]. A gourd. Also, a name for a swollen leg (sad of horses).

Gout, [GOS] [L., gout]. A disease characterized by an excess of uric acid in the blood, especially sodium urate, which is deposited in the articular surfaces of the joints. At an early time the arteries, cardiac muscle, and the true tissue of the kidneys may be affected. The intertarsal phalangeal joint of the great toe is usually the favorite point of attack, and the inflammation is at their favorite seat. Tophi are formed in the intertarsal joint. To diminish solubility of uric acid, to increase acidity of the blood; to increase the amount of uric acid, and failure in function of the excretory organs, plethora of the digestive tract, and a general debility, are the cause of gout. The disease is characterized by intense pain in the affected joint, with swelling and redness, pyrexia, and a general disturbance of the system, and sleeplessness. The inflammation usually occurs in the night, and the pain usually follows at irregular intervals.

G. Diaphragmatic, [GOS] [L., diaphragmatic]. Angina pectoris. **G. Latent**, [GOS] [L., latent]. Masked, or hidden, is ascribed to a gouty attack, which presents the typical symptoms of the disease. **G. Retro-lent**, [GOS] [L., retro-lent]. That form that is manifested by the deposition of uric acid in the cutaneous tissue, without the usual symptoms of the disease. See *Pharmacopoeia*.

G. Rheumatic, [GOS] [L., rheumatic]. See *Pharmacopoeia*.

Gouty, [GOS] [L., gouty]. Of the nature of gout. **G. Kidney**, [GOS] [L., kidney]. See *Kidney*.

Goux, System, [GOS] [L., Goux]. See *Pharmacopoeia*.

Gowers' Column, [GOS-ers] [L., Gowers]. G's Front-tap Contraction, [GOS] [L., Gowers]. See *Pharmacopoeia*.

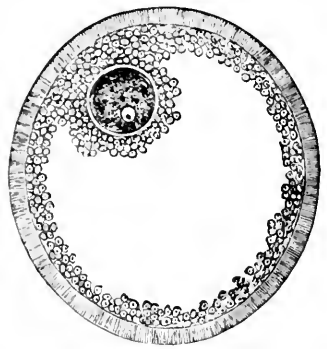
G's Method, [GOS] [L., G's]. See *Pharmacopoeia*.

G's Pupil, [GOS] [L., G's]. See *Pharmacopoeia*.

Gowland's Cosmetic. Lotion, or Wash. A famous lotion used in the treatment of acne, and said to have contained oxymuriate of mercury in an emulsion of bitter almonds.

Gr. Abbreviation of *grain*.

Graafian Follicles, or Vesicles. Peculiar vesicular bodies existing in the cortex of the ovary as well as in



GRAAFIAN FOLLICLE AND OVULE, WITH PROLIFEROUS DISC. the ovarian stroma. Within them the ova mature. See *Vesicle*.

Gracilis (*gras'il-is*) [L., slender]. See *Muscles, Table of*. **G. Experiment**, an experiment performed upon the gracilis muscle of the frog, showing that pure muscular excitation does not travel backward from the muscle to the nerve.

Gradient (*grat-de-ent*) [*gradi*, to step, to go]. In biology, walking, rather than creeping or jumping.

Graduate (*grad'u-at*) [*gradus*, a step]. To take a degree from a college or university. Also, a person on whom a degree has been conferred. Also, in pharmacy, a glass vessel upon which the divisions of liquid measure have been marked.

Graduated (*grad'u-a-ted*) [*gradus*, a step]. Arranged in degrees or steps. **G. Compress**, a compress made of pieces decreasing progressively in size, the apex or smallest piece being applied to the focus of pressure. **G. Cones**. See *Cones*.

G. Full Bath. See *Bath*.

Graefe's Collyrium. The celebrated *collyrium adstringens luteum*. It was made as follows: Camphor, 10 grains; alcohol, 1 ounce; chlorid of ammonium, 15 grains; sulphate of zinc, 30 grains; croci pulv. hi-spanici, 2 grains; distilled water, 5 ounces. One drop of this, after filtration, is used morning and evening. **G's Knife**, a knife for the performance of the operation for cataract. **G's Operations**. See *Operations, Table of*. **G's Signs or Symptoms**. See *Signs and Symptoms, Table of*.



GRAEFE'S KNIFE.

Grafenberg System. See *Hydrotherapy*.

Graft [ME., *graffe*, graft]. A small portion of skin, bone, periosteum, nerve, etc., inserted into or upon a raw surface or tissue deficient in the special structure desired. **G., Sponge**, the insertion of antiseptic sponge to act as a framework for the granulations.

Graham Bread. Brown bread; wheat bread made from unbolted flour.

Grahamism (*grat-am-izm*) [after Sylvester Graham, an American reformer]. Vegetarianism; a theory of dietetic and medical reform started in 1830.

Grahamite (*grat-am-it*) [after Sylvester Graham]. A vegetarian; a follower of the teachings of Sylvester Graham, 1794-1851.

Grahe's Test. See *Tests, Table of.*

Grain (*grān*) [*gramum*, corn]. A general name applied to starch-producing seeds, or to those of the cereals. Also, any small seed. In pharmacy, a small pill. Also, the $\frac{1}{57,600}$ part of the Troy pound.

Graining-colors. See *Pigments, Colors, and Dyestuffs.*

Grains of Paradise [*Grana paradisi*, "grains of paradise"]. The unripe fruit of *Amomum melegueta*, and of *A. granum paradisi*, brought from W. Africa. It is an aromatic stimulant and diuretic, useful in some cases of neuralgia. Unof.

Grallatorial (*gral-at-ol-re-al*) [*grallator*, one who walks on stilts]. In biology, applied to wading-birds.

Gram, Gramme (*gram*) [*γράμμα*, a Greek weight]. The weight of a cubic centimeter of distilled water at its maximum density. The gravimetric unit of the metric system of weights and measures. See *Metric System*. **G.** [Anglo-Indian.] A commercial name for the chick-pea, *Cicer arietinum*, and for other varieties of pulse.

Gram's Fluid. See *Gram's Solution*. **G.'s Method**, 1. See *Gram's Solution*. 2. See *Treatment, Methods of*. **G.'s Solution**, a test for amyloid liver, and a mordant in staining for tubercle-bacilli, consisting of iodine 1 part, potassium iodid 2, water 300. The preparation is taken from the color-bath, washed and plunged into this solution until it takes a blackish tinge, then washed in alcohol until decolorization is complete. This process is called *Gram's Method*. See *Stains, Table of*.

Gramineous (*gram-in-ol-e-us*) [*gramen*, grass]. In biology, grass-like.

Graminifolious (*gram-in-if-ol-le-us*) [*gramen*, grass; *folium*, a leaf]. In biology, having grass-like leaves.

Graminivorous (*gram-in-iv-ol-or-us*) [*gramen*, grass; *vorare*, to devour]. Feeding upon grass.

Grammatic Acataphasia (*gram-at-ik ak-at-af-ol-ze-ah*). The faulty use of words, due not to ignorance, but to some central brain-lesion. See *Acataphasia*.

Grammopetalous (*gram-o-pet-ol-al-us*) [*γραμμίς*, a stroke or line; *πέταλον*, a leaf]. In biology, having petals like leaves of grass, linear.

Grana paradisi (*gran-ol-ah par-ad-ol-si*) [L.]. See *Grains of Paradise*.

Granatum (*gran-at-tum*) [*granum*, a grain; *gen.*, *Gratu*]. Pomegranate. The cortex of the root of *Punica granatum* contains a liquid alkaloid, *pelletierin*, $C_8H_{13}NO$, one of the most efficient anthelmintics against tapeworm, rarely failing to bring away the whole worm. **G.**, **Fld. Ext.** Dose $\frac{3}{4}$ ss-jss. **G.**, **Decoctum**, fresh bark $\frac{3}{4}$ xvij, water $\frac{3}{4}$ xvij, boiled to $\frac{3}{4}$ xij and strained. Dose $\frac{3}{4}$ iv-vj. **Pelletierin tannas**, tannate of the alkaloid, $C_8H_{13}NO \cdot C_{14}H_{10}O_6$. Dose gr. v-xx followed by a quick purgative. **P. sulphas**, very hygroscopic. Dose v-x. All unof.

Grancher's Sign. See *Signs and Symptoms, Table of*.

Grand Mal (*grand mal*) [Fr.]. A term for fully-developed epilepsy; major epilepsy.

Grandeau's Test. See *Tests, Table of*.

Grandeur, Delirium of, or Delusions of. Insane exaltation of mind, with false opinions as to one's own greatness and dignity.

Grandidentatus (*gran-de-don-to-tus*) [*grandis*, large; *dens*, a tooth]. Having large teeth.

Grandin (*gran-din*) [*grando*, a hailstone]. A peculiar substance found in the urine of pregnant women. It is supposed to produce kystein by its decomposition.

Grandry's Corpuscles. A variety of sensitive nerve-terminations consisting of delicately punctate and sharply defined cells that are flattened and lens-like in form, and have a nucleus, the latter being the so-called

Tactile Cells of Merkel. They occur in the beak and tongue of the duck and goose, in the epidermis of man and mammals, etc. They are the same as the *Corpuscles of Krause*.

Graniticoline (*gran-it-ik-ol-in*) [It., *granito*, granite; *colere*, to inhabit]. In biology, applied to such lichens as grow upon granite.

Granny Knot (*gran-ol-e-not*). A tie of a cord in which in the second loop the end of one cord is over and the other under its fellow, so that the two loops do not lie in the same line. This knot can easily be converted into a slip-knot. See *Knot*.

Granular (*gran-ol-u-lar*) [*granum*, a grain]. Made up of, containing, or bearing granules. **G. Casts.** See *Casts*. **G. Corpuscles.** See *Granule-cell*. **G. Degeneration.** See *Cloudy Swelling*. **G. Degeneration of the Cervix.** See *Erosion*. **G. Kidney**, a kidney affected with diffuse or interstitial nephritis. **G. Lids.** See *Trachoma*. **G. Liver**, a cirrhotic liver. See *Cirrhosis*. **G. Pharyngitis**, follicular pharyngitis.

Granulated (*gran-ol-u-lated*) [*granula*, a little grain]. Characterized by the presence of granulations or granules.

Granulation (*gran-ol-la-shun*) [*granula*, dim. of *granum*, a grain]. 1. The operation of reducing coarsely crystalline substances to particles of uniform size by solution and rapid evaporation, with constant stirring. Some substances, like ferrous sulphate, are best granulated by filtering a strong solution into alcohol. 2. The formation of new or cicatricial tissue in the repair of wounds or sores, the surface of which has a granular appearance; also, any one of the elevated points of such a surface or formation. **G.**, **Miliary**, a military tubercle. **G.-tissue**, new or cicatricial tissue made up of granulations, or by the process of granulation.

Granulative (*gran-ol-u-lat-iv*) [*granula*, a little grain]. Pertaining to or marked by the process of granulation.

Granule (*gran-ol-ol*) [*granula*, a little grain]. In anatomy, any small rounded grain, such as is found in the Malpighian bodies of the spleen. Also a spore or an isolated cell. In pharmacy, a small pill. **G.**, **Elementary**, irregular protoplasmic bodies in the blood, smaller than ordinary blood-corpuscles. **G.**, **Seminal**, any one of the solid particles of the semen, consisting of round, granular corpuscles. **G.-cell**, any one of a variety of round cells found in pathologically softened brain-tissue, and densely filled with fat-globules. **G.-mass**, a giant-cell.

Granulialia (*gran-ol-le-ah*) [*granula*, a little grain]. Empiric name for an acute inflammatory condition distinct from tuberculosis, but, like it, characterized by the development of granulations within organs and on serous surfaces.

Granulistics (*gran-ol-lis-tiks*) [*granula*, a little grain]. That branch of physics employed in the estimation of the volume or capacity of a body by means of seed, shot, sand, granules, etc.

Granulitis (*gran-ol-lit-tis*) [*granula*, a little grain; *itis*, inflammation]. Acute miliary tuberculosis.

Granuloma (*gran-ol-lo-mah*) [*granulum*, a small grain; *oma*, a tumor; *pl.*, *Granulomata*]. A term used by Virchow to include such a neoplasm as does not advance beyond the stage of granulation-tissue. **G. fungoides**; *Mycosis fungoides*; *Fibroma fungoides*; a rare, chronic inflammatory disorder, probably of specific origin, that affects the superficial and deep layers of the skin, and occasionally the mucous membranes. It is marked by the appearance of urticarial, erythematous, or eczematous patches, of irregular shape and size, with well-defined margins, usually upon the scalp and skin of the trunk. Itching is intense, and frequently the

pathes become by attrition, and from 100 to 1000 in scales, varying in size from that of a pin's point to a pea, either smooth or prismatic, and either translucent or opaque. These granules are found in the exudate of the granular variety of gonorrhoea, and in the discharge from the urethra in gonorrhoea, and also in the discharge from the urethra in gonorrhoea results from a gonorrhoea.

Granulomatous (*gran'ulo-mat'ous*) [*gran'ulo*, a little swelling; *mat'ous*, from *mat'eo*, to swell]. The nature of the inflammation. **G. Inflammation**. See *Inflammation*.

Granulose (*gran'ulo-say*) [*gran'ulo*, a grain]. The material of the granules, or granules of starch granules; *granulose*, granular, granular.

Granum (*gran'yo*) [*gran'yo*, a grain].

Granville's Lotion. A topical liniment of ammonia.

Grape-cure (*grap'ey-kyoo*) [*grap'ey*, for pulmonary tuber-

culosis; *kyoo*, from *kyoo*, to cure]. The ingestion of quantities of grapes. Some patients should not take more than one ounce of two pounds daily, beginning with one ounce, and other patients should not exceed one pound. The laxative influence of the grapes is

relieved by irritation of the gums produced by the treatment should be relieved by rinsing the mouth with cold water to which a little bicarbonate of sodium is added. **G.-disease**, a vulgar synonym for tuberculosis as its use of cattle. **G.-sugar**. See *Glucose* and *Sugar*.

Grapes (*grap'ey*) [*grap'ey*, all *grapes*].

Graphite (*grap'hit*) [*grap'hit*, to write]. Plumbago, or black lead, an impure allotropic form of carbon. It is used as a pencil externally in skin diseases; its dilutions are also used by homeopaths. Unof.

Graphology (*grap'hi-logy*) [*grap'hi*, writing; *logy*, science]. The study of the handwriting or of written characters for the purpose of diagnosing nervous diseases or conditions.

Graphomania (*grap'hi-man'ya*) [*grap'hi*, writing; *man'ya*, madness]. An insane desire to write.

Graphomaniac (*grap'hi-man'ya*) [*grap'hi*, to write; *man'ya*, madness]. One afflicted with graphomania.

Graphospasm (*grap'hi-spazm*) [*grap'hi*, writing; *spazm*, spasm]. Writers' cramp.

Grass (*gras*) [*gras*, grass]. Herbage. **G.-oil**, *Grass-oil*, *Grass-oil*. **G.-stagger**, indigestion of cattle. **G.-tree Resin**. See *Amber-resin*.

Grating (*grat'ing*) [*grat'ing*, a grating]. A frame or grate composed of rods. Also a sound produced by the rubbing of rough surfaces against each other.

Grating (*grat'ing*) [*grat'ing*, a grating]. A method of producing a fine granular dispersion in the rays of light.

Gratiola (*grat'yo-lay*) [*grat'yo*, grace]. A genus of plants. **G. aurea**, **G. carolinensis**, **G. virginiana**, and other N. American species are used in medicine. **G. officinalis**, *Gratiola officinalis*, is a diaphoretic, and diuretic, and is a tonic.

Gratiolite (*grat'yo-lay*) [*grat'yo*, grace]. **G.'s Bundle**, optic nerve. **G.'s Bundle**, optic nerve.

Gratin (*grat'yo*) [*grat'yo*, grace]. $C_2H_2O_2$. A compound of carbon with oxygen.

Gratiolite (*grat'yo-lay*) [*grat'yo*, grace]. A compound of carbon with oxygen.

Grattage (*grat'yo*) [*grat'yo*, grace]. A method of removing the granules from the granulation-granules.

Grave (*grav'ey*) [*grav'ey*, heavy]. A excavation for the dead. **G.-wax**. See *Gravimetry*.

Gravedo (*grav'ey-do*) [*L.*]. 1. Muscular rheumatism of the head. 2. Coryza.

Gravel (*grav'el*) [*ME.*, *gravel*, gravel]. In surgery, a common name for the larger calculi or urinary concretions. Also, difficult or painful micturition. **G.-plant**. See *Trailing Arbutus*. **G.-root**, Queen of the Meadow, the root of *Eupatorium purpureum*, or of *Collinsonia canadensis*. See *Eupatorium* and *Collinsonia*.

Graveolent (*grav'ey-olent*) [*gravis*, heavy; *olere*, to smell]. Having a strong, unpleasant odor; fetid.

Graves' Disease. See *Goiter*, *Exophthalmic*, and *Disease*, *Table of*.

Gravid (*grav'it*) [*gravare*, to load]. With child, pregnant. **G. Uterus**, the womb during pregnancy or gestation.

Gravida (*grav'it-id-ah*) [*gravidus*, pregnant]. A pregnant woman.

Gravidin (*grav'it-id-in*) [*gravidus*, pregnant]. A peculiar substance occurring in white transparent globules on the surface of the urine voided by pregnant women.

G.-test, a worthless sign of pregnancy. After the first month of pregnancy the urine of the gravid woman, if allowed to stand from thirty hours to eight days, will have formed upon it a pellicle with a cheesy odor and an appearance like the "fatty scum of cooled broth." Examined microscopically and chemically the pellicle shows fungi, triple phosphates, fat-globules, and sometimes a peculiar form of albumin. It may be found in urine from men, young girls, and very old women, hence is of no value as a test of pregnancy. The test is also called the *Kyestein Test*.

Gravidism, or **Gravidity** (*grav'it-id-izm*, or *grav'id-it-ey*) [*gravidus*, pregnant]. Pregnancy, or the totality of symptoms presented by a pregnant woman.

Gravimeter (*grav'im-et-er*) [*gravis*, heavy; *metron*, measure]. An instrument used in determining specific gravities; especially a hydrometer, aërometer, or urinometer.

Gravity (*grav'it-ey*) [*gravis*, heavy]. The property of possessing weight. Also, a condition of serious import. **G., Specific**, the measured weight of a substance compared with that of an equal volume of another taken as a standard. For gaseous fluids, hydrogen is taken as the standard; for liquids and solids, distilled water at its maximum density.

Gravit's Theory. A theory as to the immunity conferred by inoculation. The cells of the body and the bacteria take their nutrition from the same places, and it is a true fight for existence between them. If the cells come out victorious, they become habituated to the struggle with the bacteria, and are more able to resist a second attack, and this quality is transmitted to the succeeding generations of body-cells by heredity. This theory is purely hypothetical.

Gray (*gray*) [*ME.*, *gray*, gray]. 1. Of a color between white and black. 2. Having gray hairs. **G. Hepatization**. See *Hepatization* and *Pneumonia*. **G. Induration**. See *Induration*. **G. Infiltration**. See *Infiltration*.

G. Lanolin Ointment. See *G. Oil*. **G. Matter**, the cinerex. See *Brain*. **G. Oil**, *Oleum cinereum*, a semifluid, fatty, mercurial liquid introduced into medicine by Lang, of Vienna, in 1886. It is used in the treatment of syphilis by injections. It is prepared as follows: A given quantity of lanolin—1 or 2 drams—is rubbed up with sufficient chloroform to emulsify it. This mixture is to be thoroughly triturated, during which operation the chloroform will evaporate. While the mixture is still in a fluid state, metallic mercury to the amount of double the quantity of the lanolin is to be added, the trituration being meanwhile continued. As a result, a pomade of mer-

- cury is left, which represents two parts of mercury and one part of lanolin. This is called strong gray lanolin ointment. From this salve-basis a 50 per cent. oleum cinereum, or *gray oil*, may be obtained by mixing three parts with one part of olive-oil. A mild gray lanolin ointment may be made in the same manner as the strong, by taking equal parts of lanolin and mercury and thoroughly mixing them. From this salve-basis a 30 per cent. gray oil may be made by mixing six parts with four parts of fresh almond-oil or olive-oil. **G. Powder**, hydrargyrum cum creta. See *Hydrargyrum*.
- Grease** (*grés*) [ME., *grese*, grease]. Soft or oily animal fat. In farriery, a swelling and inflammation in a horse's leg, with excretion of oily matter and the formation of cracks in the skin. **G.-trap**, a contrivance employed to prevent clogging of waste-pipes, as well as to save the grease, which has considerable commercial value.
- Great** (*grát*) [ME., *grét*, great]. Large. **G. Laurel**, the leaves of *Rhododendron maximum*, an expectorant, useful in obstinate coughs. Dose of the fld. ext. $\mathfrak{M}\nu$ - \mathfrak{XV} . Unof. **G. Mortality**. Synonym of the *Plague*. **G. Pox**. Synonym of *Syphilis*, to distinguish it from smallpox.
- Green** (*grén*) [ME., *grene*, green]. 1. Verdant; of the color of grass. 2. Unripe; not mature. **G. Blindness**. Achloropsia, *q. v.* **G. Dragon**, the corm of *Arum dracontium*, an expectorant and diaphoretic. Dose of the fld. ext. $\mathfrak{M}\mathfrak{J}$ - \mathfrak{X} . Unof. **G. Bice**. See *Bremen Green*. **G.-blue**. Same as *Soluble-blue*. **G. Cinnabar**. See *Pigments, Conspectus of*. **G. Gland**, one of the excretory organs (kidney) of a decapod crustacean formerly supposed (in Astacus) to be an auditory organ. The secretions contain uric acid and traces of the base *guanin*. **G.-heart**. See *Beberu*. **G.-man**. See *Aceras*. **G. Osier**, the bark of *Cornus circinata*, an astringent, tonic, and febrifuge. Dose of the fld. ext. $\mathfrak{M}\mathfrak{X}\mathfrak{X}$ - $\mathfrak{J}\mathfrak{J}$. Unof. **G., Paris**, cupric arsenite. **G., Scheele's**, cupric arsenite. **G., Schweinfurth's**, a compound of cupric arsenite and cupric arsenate. **G.-sickness**. See *Chlorosis*. **G. Smalt**. Same as *Rinmann's Green*. **G.-stick Fracture**. See *Fracture*. **G. Verditer**. See *Bremen Green*.
- Green's Test-types**. A slight modification of *Snellen's Test-types, q. v.*
- Greenhow's Cholera-mixture**. A mixture containing guaiacum, cloves, cinnamon, each 1 ounce; brandy, 2 pints.
- Greffotome** (*grej'-o-tóm*) [Fr., *greffe*, graft; *τράχης*, cutting]. A knife used in cutting slips for surgical grafting.
- Gregarina** (*greg-ar-e'-nah*) [*greg*, a herd]. A genus of parasitic protozoa, of extremely simple nature. It is not certain that any true *Gregarinae* infest the human subject, most of the supposed protozoan parasites of the human species being now referred to other classes or groups. See *Parasites (Animal), Table of*.
- Gregarinosis** (*greg-ar-in-o'-sis*) [*greg*, a herd; *νόσος*, disease]. A morbid condition due to infestation by *Gregarinae*.
- Gregarious** (*gre-ga'-re-us*) [*greg*, a flock, a herd]. In biology, clustered, but not matted together, as the fruit-spots of a parasitic fungus; *e. g.*, the cluster-cups.
- Gregory's Powder**. Compound powder of rhubarb. **G.'s Salt**, crude hydrochlorate of morphin containing codein.
- Grenacher's Alcoholic Carmin**. See *Stains, Table of*. **G.'s Alum-carmin**. See *Stains, Table of*. **G.'s Purpurin Solution**. See *Stains, Table of*. **G.'s Solution**. See *Stains, Table of*.
- Grenade** (*greu-ád'*). Synonym of *Influenza*.
- Grenet Cell**. See *Cell*.
- Gressorial** (*gres-o'-re-al*) [*gressus*, p.p. of *gradi*, to walk]. In biology, adapted for walking; gradient.
- Griesinger's Disease**. *Cachexia aquosa*.
- Griffe** (*grif*) [Sp., *grifos*, frizzled hair]. 1. In biology, the offspring of a mulatto and a negress, or of a mulattress and a negro. See *Mulatto*. 2. See *Main en griffe*.
- Griffin Hand** (*grif'-in hand*). Same as *Claw-hand*.
- Griffith's Mixture**. See *Ferrum*. **G.'s Pills**. See *Ferrum*. **G.'s Snow-white**. Same as *Zincolith*.
- Grin** [ME., *grinnen*, to show the teeth]. To smile, at the same time showing the teeth.
- Grindelia** (*grin-de'-le-ah*) [after H. *Grindel*, a German botanist]. The leaves and flowering top of *G. robusta*, Wild Sunflower, or Gum-plant, found in California, an antispasmodic and motor-depressant, in large doses producing mydriasis. It is valuable in asthma, bronchitis, and whooping-cough. Dose of the fld. ext. $\mathfrak{M}\mathfrak{X}$ - $\mathfrak{J}\mathfrak{J}$; of the alcoholic extract, gr. $\mathfrak{I}\mathfrak{J}$. **G. squarrosa**, common ague-weed, an herb popular in the western U. S. as a remedy for ague and malarial diseases. It has proved serviceable in chronic rheumatism. Dose of the fld. ext. $\mathfrak{M}\mathfrak{XV}$ - \mathfrak{XXX} . Unof. **G. hirsutula** and **G. integrifolia** of the Pacific States have similar qualities. These plants are all highly resinous; their tinctures or infusions are said to cure the dermatitis of rhus-poisoning.
- Grindelin** (*grin'-del-in*). An alkaloid reported to exist in *Grindelia robusta*.
- Grinder** (*grin'-der*) [ME., *gryndere*, a miller]. 1. See *Quizzer*. 2. A molar tooth.
- Grinders' Asthma**. A chronic affection of the lungs resulting from the inspiration of metallic or siliceous dust, accumulating in the lungs, and producing symptoms similar to those of tuberculosis. It is called also *G.'s Rot* and *G.'s Disease*. **G.'s Disease**. See *G.'s Asthma*. **G.'s Phthisis**. See *G.'s Asthma*. **G.'s Rot**. See *G.'s Asthma*.
- Griming** (*grin'-ing*) [ME., *grinnen*, to snarl]. Drawing back the lips, so as to show the teeth. **G.-muscle**. See *Muscles, Table of*.
- Grip or Grippe** (*grif*). See *Influenza*.
- Gripe** (*grif*) [ME., *gripen*, to seize]. 1. To suffer gripping pains. 2. A spasmodic pain in the bowels; cramp-colic.
- Gripes** (*grifs*) [ME., *gripen*, to seize]. Colic; tormina.
- Grippal** (*grif'-al*) [Fr., *gripper*, to seize]. Pertaining to influenza.
- Grippo-toxin** (*grif-o-toks'-in*) [*la grippe*, an epidemic form of influenza; *toxicum*, poison]. A term introduced by Althaus to designate the toxin of influenza.
- Griseous** (*gris'-e-us*) [*griseus*, gray]. Gray or bluish-gray.
- Grisolle Sign** (*gre-soll' sín*). A sign said to be a certain means of diagnosis of smallpox. If, upon stretching an affected portion of the skin, the papule becomes impalpable to the touch, the eruption is caused by measles; if, on the contrary, the papule is still felt when the skin is drawn out, the eruption is the result of smallpox.
- Gristle** (*gris'-l*) [ME., *gristel*, cartilage]. The popular name for cartilage.
- Gristly** (*gris'-le*) [ME., *gristel*, cartilage]. Cartilaginous; like gristle.
- Groan** (*grón*) [ME., *grouen*, to groan]. To utter a low, moaning sound, as when in pain. The sound so uttered.
- Grocers' Itch** (*gro'-serz' ich*). Eczema of the hands, due to irritation from flour, sugar, etc. It is said to be due, in some cases, to the presence of sugar-mites upon the hands.

Groin [origin obscure]. The depression between the thigh and the thigh.

Groove [D., *grov*, a channel]. A furrow or channel. **G.**, Auriculo-ventricular. See *Heart*. **G.**, Bicipital, the deep groove on the anterior surface of the femur separating the greater and lesser tuberosities. **G.**, Cavernous, a broad groove on the superior surface of the mandible including the internal carotid artery and the cavernous sinus. **G.**, Dental, See *Teeth*. **G.**, Intraorbital, the furrow at the posterior end of the superior maxillary bone on its attachment to the orbit, which develops into a canal of the same name. **G.**, Lachrymal, a groove in front of the eye for the lachrymum, on the inner surface of the superior maxillary bone. **G.**, Medullary, a long narrow groove that appears along the dorsal line of the vertebral column in the embryo. **G.**, Mylo-hyoid, the groove in the spiracle of the interior maxillary bone extending from the sub-maxillary fossa to the posterior border of the ramus. **G.**, Nasal, the groove in the frontal bone for the nasal nerve. **G.**, Occipital, the groove on the mastoid portion of the temporal bone that lodges the occipital artery. **G.**, Optic, the groove on the superior surface of the sphenoid bone for the optic nerve on either side in the optic foramen. **G.**, Sacral, the groove on the back of the sacrum between the spinous and transverse processes. **G.**, Subclavian, the longitudinal groove on the under surface of the clavicle for the attachment of the subclavian muscle. **G.**, Spinal. See *Nerves spinalis*. **G.**, Vertebral, the groove running along the spine on each side of the spinous process.

Groping-test [*groping*]. In ophthalmology, a test for false orientation in paralysis of the ocular muscles. The affected eye does not locate objects in their true place, and it is asked to point quickly at an object which the patient's finger will be carried to one side of the object.

Gros Mal [*gros mal*] [Fr.]. The well-marked form of epilepsy.

Gross [D., *gros*, great]. Coarse; great. **G.**, Anatomy, anatomy considered without reference to the gross details of minute structure. **G.**, Appearances, makes its appearance.

Grote's Test. See *Teeth*, *Test*.

Grouh, Group [*grouh*]. See *Gruff*.

Groundnut [ME., *groun*, ground]. The botanical name of the *Arachis*. **G.**, Ivy, a popular name for *Gaultheria procumbens*. **G.**, Laurel. See *Trailing Arbutus*. **G.**, nut. See *Arachis*. **G.**, nut Oil, peanut oil. A cold emollient from the embryo of the seed of *Arachis hypogaea*, etc. It resembles olive-oil in its properties, and for which it is often substituted. **G.**, water. See *oil of wintergreen*.

Groundsel tree. See *Tree*.

Grouse [*grouse*] [*grouse*, gray]. A bird of the family *Tetraoidea*. **G.**-berry, a popular name for *Gaultheria procumbens*. **G.**-disease, a disease that attacks the *Arachis* and *Phaseolus*. **G.**-grain (*Lat. grous*), a disease of the *Arachis* believed to be due to the over-accumulation of the oil, and the propagation of the same to the seeds. It is said by some to be the result of the action of a parasite, *Strombilium grous*, which inhabits the leaf passages. See *Parasites*.

Grove Cell. See *Cell*.

Grow [*grow*] [*grow*, to increase]. To increase by accretion.

Growing [*growing*] [*grow*, to increase]. In-creasing. **G.**-tever, a disease associated with rheumatism. **G.**-ing, a disease of the neuralgic type, characterized by recurring during

youth, apparently of varied origin and character.

G.-point, in botany, the tissue immediately about the apical cell; the tip of the stem or other part where cell-division is active; the *Punctum vegetativum*.

Growth (*groth*) [ME., *growen*, to grow]. 1. The augmentation of the body that takes place between infancy and adult age. Also, the increase of any part of the body by addition to the number of its cellular elements, without the production of structural abnormality or differentiation into unlike tissues. 2. Any tumor or adventitious structure.

Grub [ME., *grubben*, to dig]. 1. A dwarf. 2. See *Comedo*. **G.**-in-the-head. See (*Estrus ovis*, under *Parasites (Animal)*, *Table of*. **G.**-worms. See *Comedo*.

Gruber's Experiment. An experiment for detecting anomalies of tension in the ear-membrane. A membrane already excessively tense will give no alteration during Valsalva's experiment (*g. r.*), but if the membrane has been previously unduly relaxed, Valsalva's experiment will, according to Gruber, restore its tension, and the vibrating fork will be heard better by air-conduction, and worse by bone-conduction than before or after. **G.'s Gelatin Bougies**, medicated almond-shaped pieces of gelatin for insertion into the auditory meatus. **G.'s Method**. 1. A method of washing out the tympana. Syringe the fluid into one nostril with the other closed, the fluid entering the tympana by way of the Eustachian tubes. 2. A method of inflating the middle ear. The patient is required to phonate at the moment the inflation-bag is compressed. A short word, ending in a guttural consonant, is advised, as "hie" or "hook."

Gruel (*gruel*) [dim. of *grutum*, meal]. A decoction of corn-meal or oat-meal boiled in water to a thick paste.

Gruff (*gruf*) [D., *gruf*, coarse]. Any crude drug; also the coarse part of a drug that will not pass through a sieve; the term is used also adjectively, as *gruff* sulphur or saltpeter.

Grume (*grume*) [*gramus*, a little heap]. A clot, as of blood; a thick and viscid fluid.

Grumose (*gru-mos*) [*gramus*, a little heap]. Same as *Grumous*.

Grumous (*gru-mus*) [*gramus*, a little heap]. Knotted, clotty, or in granular masses. Formed of coarse, clustered grains.

Grutum (*grutum*) [*grutum*, grit]. A small, hard tubercle of the skin, usually seen on the face, and due to retention of sebaceous matter. It is also called *Miliary Tubercle* and *Pearly Tubercle*. See *Milium*.

Gruyère Cheese (*gru-yar'*). See *Cheese*.

Gryposis (*gri-pol'-sis*) [*gri-pōsis*, curvature]. Curvature. See *Arthrogryposis* and *Onychogryposis*.

Gscheidlen's Method. A method of preparing hemoglobin crystals. Take defibrinated blood that has been exposed for 24 hours to the air, and keep it in a closed tube of narrow caliber for several days at 37° C. When the blood is spread on glass the crystals form rapidly.

Gtt. Abbreviation of *gutta*, or *gutta*, drop, or drops.

Guachamaca (*gwato-shaw-maw'-kah*) [S. America]. The bark of an apocynaceous tree. **G.** *toxifera*, or *Malouetia nitida*, of S. America, furnishes a virulent arrow-poison, somewhat resembling curare; it has been employed in tetanus and hydrophobia. Unof.

Guachata, or **Guachacata** (*gwato-char'-tah*, or *gwato-char'-kah*) [Mex.]. The flowers of a Mexican plant, containing several bitter tonic principles. Unof.

Guacin (*gwaw'-sin*) [*guaco*]. A bitter resin from guaco; it is diaphoretic, stimulant, and emetic. Unof.

- Guaco** (*gwaw'-ko*) [S. Amer.]. The leaves of *Mikania guaco*, much used in S. America for snake-bites. It is thought to be of value in chronic rheumatism. Dose of the fld. ext. $\bar{5}$ ss-j. Unof. Various species of *Mikania* and *Aristolochia* are locally known by this name.
- Guaiac** (*gwai'-ak*) [S. Amer.]. See *Guaiacum*. **G.-mixture**, Fenner's. The *Tinctura antaerida* [N. F.], a tincture of the resin of guaiacum and Canada turpentine, in which each fluidram contains $\frac{1}{3}$ of a grain of the corrosive chlorid of mercury. **G.-test**. See *Tests*, Table of.
- Guaiacol** (*gwai'-ak-ol*) [S. Amer.], $C_8H_8O_2$. A substance that occurs in wood-tar, and is also produced on heating pyrocatechin with potassium hydroxid and potassium methylsulphate to $180^\circ C$. It is a colorless liquid that boils at $200^\circ C$., and has a specific gravity of 1.117. It is readily soluble in alcohol, ether, and acetic acid, and is recommended instead of creasote in pulmonary tuberculosis. Dose m-j-ij, or gr. $\frac{1}{2}$ -1. Sciolla (1893) found that topical applications of guaiacol reduced bodily temperature, and J. Sofis Cohen and Da Costa (1904) have applied the method successfully in cases of high temperature in typhoid fever and other febrile diseases. The dose is about 30 drops slowly rubbed on the skin of the abdomen or thigh. Unof.
- Guaiacum** (*gwai'-ak-um*) [Guafaucans, a tribe of S. A. Indians]. Lignum vite. The heart of the tree, and also the oleoresin, of *G. officinale* and *G. sanctum*, a prompt diaphoretic, expectorant, and alterative, efficient in tonsillitis, neuralgic dysmenorrhœa, amenorrhœa, and rheumatism, and formerly much used as an antisyphilitic. Dose gr. x-xxx. **G.**, **Mist.** (B. P.) Dose $\bar{5}$ j-iss. **G.**, **Resina**, the resin of the wood of *G. officinale*. **G.**, **Tinct.**, strength 20 per cent. Dose $\mathbb{M}\nu$ - $\bar{5}$ j in mucilage. **G.**, **Tinct.**, **Ammoniat.**, contains guaiac 20, and aromatic spirit of ammonia 80 parts. Dose $\mathbb{M}\nu$ - $\bar{5}$ ss.
- Guanin** (*gwaw'-nin*) [Sp., *guano*, dung], $C_5H_5N_5O$. A leukoamine discovered by Unger in 1844, as a constituent of guano. Since then it has been found in small quantities in the pancreas, liver, and muscle-extract, and has been shown to be one of the decomposition products of nuclein in both animal and vegetable organisms. In the case of the lower animals it is evidently the end-product of katabolic change. It is a white, amorphous powder, insoluble in water, alcohol, ether, and ammonia. Guanin and kreatin appear to mutually replace each other—both being substituted guanidins. Guanin is an intermediate product in the formation of urea. It is non-poisonous and a muscle-stimulant. See *Capranica's Tests*.
- Guano** (*gwaw'-no*) [Peruv., *huano*, dung]. The excrement of sea-fowl found on certain islands in the rainless regions of the Pacific Ocean. It consists essentially of alkaline urates and phosphates. It is used externally in certain skin-diseases. Unof.
- Guarana** (*gwaw'-nak'-nah*) [the name of a tribe of S. A. Indians]. A dried paste prepared from the seeds of *Paullinia cupana*, found in Brazil. It contains an alkaloid, guaranin, $C_8H_{10}N_2O_2 \cdot H_2O$, identical with caffeine. It is employed chiefly in nervous sick-headaches. The commercial preparations are not always trustworthy. Dose of the fld. ext., $\mathbb{M}\nu$ -xxx; of guaranin gr. j-ij; of the solid ext. gr. iij-x; of the tincture (I in 4) $\bar{5}$ ss-j.
- Guard** (*gara*) [*garder*, to keep]. An appliance on a knife to prevent too deep incision. **G.-cell**, in biology, one of the two semilunar epidermal cells, including the opening of a stoma in plants.
- Guardian-cells** (*gar'-de-an-selz*). Same as *Guard-cell*.
- Guarinar's Agar-gelatin**. A culture-medium composed of agar-agar 3-4 gms., sodium chlorid 5 gms., peptone 25-30 grms., gelatin 40-60 gms., water 50 c.c., meat-infusion 950 c.c.
- Guaycuru** (*gwai'-ku'-ru'*) [Sp.]. The S. American name of various plants, as *Statua brasiliensis* and *S. antartica*. The root is a very powerful astringent. Unof.
- Gubernaculum testis** (*gu-ber-nak'-u-lum te'-tis*) [L.]. The conical-shaped cord attached above the lower end of the epididymis and governing the descent of the testes in fetal growth.
- Gubler's Tumor**. A prominence over the carpus of the dorsum of the hand in chronic wrist-drop from lead-poisoning. See *Signs and Symptoms*, Table of.
- Gudden's Atrophy Method**. A method of demonstrating the connection of a nerve-trunk with a center. If a portion of a nerve-trunk is destroyed in a young, growing animal, the peripheral fibers will undergo Wallerian degeneration, while the proximal cells and fibers connected with the destroyed portion will atrophy and disappear. **G.'s Commissure**, a mass of fibers forming the upper (dorsal) part of the optic tracts. They cannot be demonstrated in man except in cases of complete degeneration of the optic fibers proper. **G.'s Ganglion**, the cephalo-dorsal ganglion of the manillary body of the brain. **G.'s Law**. See *Laws*.
- Guérin's Glands**. See *Gland*. **G.'s Method**. See *Treatment*, *Methods of*.
- Guernsey Blue**. See *Pigments*, *Conspectus of*.
- Guettard, Glands of**. See *Gland*.
- Guidi, Canal of**. See *Canal*.
- Guignet's Green**. Same as *Chrome-green*.
- Guillotine** (*gil'-o-ton*) [after Dr. J. I. Guillotin]. A surgical instrument for excision of the tonsils or growths in the larynx, etc.
- Guimet Blue**. Same as *French Blue*.
- Guinea** (*gin'-ee*) [Africa]. The name of a district on the west coast of Africa. **G. Fever**, a form of intermittent fever. **G.-green**. See *Pigments*, *Conspectus of*. **G. Pepper**. See *Grains of Paradise*. **G.-pig**, an animal of the genus *Cavia*, used in bacteriologic investigation. **G.-worm**, the *Filaria medinensis*, a nematode worm of tropical countries, that in the human tissues in which it burrows may, unless removed, develop to a length of several feet, producing inflammatory ulceration. See *Thread-worm*. **G.-worm Disease**. See *Dracontiasis*.
- Gula** (*gul'-lah*) [L.: *pl.*, *Gule*]. The gullet; the neck and throat, or the pharynx and esophagus. In biology: 1. An exoskeletal piece on the under side of the head of certain insects, behind the mentum and between the genæ. 2. The upper portion of the front of the neck of a bird.
- Gulanca** (*goo-lan'-kah*) [E. Ind.]. The plant, *Tinospora cordifolia*, of India. Its stems and roots are diuretic, tonic, and antiperiodic. Unof.
- Gular** (*gul'-lar*) [*gula*, the gullet]. Pertaining to the throat, pharynx, or gula.
- Gulinula** (*gu-lin'-u-lah*) [*gula*, throat]. In biology, applied by Hyatt to that stage in the development of an actinozoan in which the actinostome or gullet is formed; it follows the hydroplanula stage.
- Gullet** (*gull'-et*). See *Esophagus*.
- Gum** [ME., *gumme*, gum]. A name loosely applied to the concreted juices of plants. Chemically, a substance yielding *mucic acid* when treated with nitric acid. See, also, *Gums*, and the names of the various gums. **G. Arabic**. See *Acacia*. **G. Benjamin**. See *Benzoin*. **G.-boil**, abscess of the gum. **G. Dammar**. See *Dammar*. **G.-plant**. See *Grindelia*. **G.-resins**. See *Resins*. **G. Tragacanth**. See *Tragacanth*. **G.-wood Tents**. See *Tupelo*.
- Gumma** (*gum'-ah*) [Fr., *gomme*: *pl.*, *Gummata*]. A soft, elastic tumor resulting from a peculiar kind of caseation of tertiary syphilitic inflammatory deposits.

Gummatous (*gum'at-us*) [*gum*, *gum*]. Of the nature of or affected with gumma.

Gummosis (*gum'mo-sis*) [*gum*, *gum*]. In biology, the most important plant tissue into gum.

Gums (*gum*) (M.F., *gum*, *gum*). 1. Amphibious, fructiferous substances which exsude from plants. They are sticky masses with water, most of which are soluble in water. They are odorless and tasteless. 2. S. *gum*, *gum*.

Gun-cotton (*gun'kotton*). See *Nitrocellulose*.

Gunyah (*gun'yah*). See *Gunyah*.

Gunstock Deformity (*gun'stock de-form'i-ty*). A deformity caused by fracture of the radius of the forelimb, in which the long axis of the bone is directed proximally, and the distal end of the bone is directed outwardly from the axis of the limb.

Gunburg's Test (*gun'burg's test*). See *Gunburg's Test*.

Gurgling Sound (*gur'gling sound*). A sound caused by a gas passing through a liquid. It is heard in breathing, when the air passes through the cavities of the lungs, and in the gurgling of the peritoneum of the abdomen in certain morbid conditions in which the bowel contains a large amount of gas and a small amount of liquid.

Gurjun Balsam (*gur'jun*) [*J. Ind.*]. *Ind. amum* (*amum*), *amum*. An oleo-resin obtained from the bark of *Pterocarpus* trees native to South India. It is similar to copaliba but more decided in its balsamic odors, and is less unpleasant. It is an important ingredient useful in true leprosy. Dose ʒi-ʒss, in emulsion. *Unot.*

Gussenbauer's Suture. See *Suture*.

Gustation (*gus'ta-tion*) [*gust*, *to taste*]. The sense of taste, or of tasting. **G., Chromatic**, the sense of chromatic sensations aroused by the sense of taste of certain substances.

Gustative (*gus'ta-tive*). See *Gustatory*.

Gustatory (*gus'ta-ry*) [*gust*, *to taste*]. Pertaining to the special sense of taste and its organs. **G. Bulb**, a taste bud. **G. Cell**, a spindle-cell taste bud, or a taste bud. **G. Nerve**. See *Gustatory Nerve*.

Gut (M.F., *gut*, intestine). A common name for intestine. **G. Suture**. See *Ce-cu-lum*. **G.-tie**, volvulus as a result of a suture.

Gutta (*gutta*) [*gutta*]. A drop. Also, the smallest part of a minimum or sixtieth part of a fluid. **G. nigra**, or **Black-drop**, a dilute acetic acid solution of iron, and flavored with sugar and licorice. **G. roseacea**. See *Ure-*. **G. rosea**, *rosea*. **G. serena**, a synonym of *serena*. **G. percha**, a substance obtained from the young of the fish of the genus *Diplotherium*, *percha*. It forms a fibrous mass, varying in color from gray to reddish or brownish, and is composed of rings cemented together; it has a specific gravity of 1.07. Hard and somewhat elastic when fresh, but brittle at 25°C (77°F) and becomes brittle at 50°C (122°F). It can be kneaded or pressed into sheets. It is chiefly used in insulating electrical apparatus. The salts are of turgid, spongy character. **G.-p.**, *percha*. **G.-p., Liq.**, a solution of *percha* in commercial chloroform with a few drops of alcohol. It is employed as a prosthesis for the repair of slight wounds and eruptions.

Guttate (*gut'tate*) [*gutta*]. In biology, spotted with drops.

Guttatum (*gut'tatum*) [*gutta*]. A pharma-ceutical term, meaning drop.

Gutter-water (*gut'ter-water*). The liquid stools of a patient suffering from cholera.

Guttula (*gut'tula*) [*gutta*, *drop*]. **Gut-tula**, a small drop.

Guttulate (*gut'tu-late*) [*guttula*, a small drop]. In biology, resembling small drops of oil or resin.

Guttur (*gut'tur*) [*guttur*, the throat]. The throat with reference to the trachea. **G. tumidum**. Synonym of *Galer*.

Guttural (*gut'tu-ral*) [*gutturalis*, pertaining to the throat]. Pertaining to the throat. **G. Pouch**, in the horse one of the large air-sacs, diverticula from the Eustachian tubes and lying behind the upper part of the pharynx.

Gutturomycosis (*gut'tu-ro-mi-co'sis*) [*guttur*, throat; *myco*, fungus]. An ulcerative affection of the guttural pouches of horses and mules, produced by the parasitic fungus, *Gutturomyces equi*.

Gutturo-palatine (*gut'tu-ro-pal-at-in*) [*guttur*, the throat; *palatum*, the palate]. Relating to the pharynx and the palate.

Gutturo-tetany (*gut'tu-ro-tet-an-ey*) [*guttur*, throat; *tetanus*, tetanus]. A form of stuttering in which the pronunciation of such sounds as *g*, *k*, *q*, is difficult.

Guyon's Sign. See *Signs and Symptoms*, *Table of*.

Gymnanthous (*jim-nan'-thus*) [*gymnos*, naked; *anthos*, flower]. In biology, applied to flowers wanting in floral envelopes.

Gymnasium (*jim-na'-se-um*) [*gymnos*, naked]. A place designed and fitted with appliances for the systematic exercise of the muscles and other organs of the body. Also, in Germany, a high-school.

Gymnastic (*jim-nas'-tik*) [*gymnos*, naked]. Pertaining to bodily exercise, or to the science of preserving health by bodily exercise.

Gymnastics (*jim-nas'-tik-s*) [*gymnos*, naked]. The science of preserving (and of restoring) health by bodily exercise. **G., Medical**, any physical exercise designed to restore or promote health. **G., Ocular**, regular muscular exercise of the eye to overcome muscular insufficiency. **G., Swedish**, a system of exercises to restore strength to parietic muscles, and found useful in a great variety of abnormal chronic conditions.

Gymnaxony (*jim-naks'-on-ey*) [*gymnos*, naked; *axis*, axis]. In biology, a monstrous flower in which the placenta, with its ovules, protrudes from the ovary.

Gymnoblasic (*jim-no-bias'-tik*) [*gymnos*, naked; *blastos*, germ]. In biology; applied to those hydroid polyps in which the zooids are not inclosed in horny receptacles.

Gymnobranchiate (*jim-no-brang'-ke-at*) [*gymnos*, naked; *branchia*, gills]. In biology applied to those mollusks that have naked gills; nudibranchiate.

Gymnocarpous (*jim-no-kar'-pus*) [*gymnos*, naked; *karpos*, fruit]. In biology, having the fruit naked; applied to lichens and fungi in which the apothecia and hymenia are naked or exposed.

Gymnocaulus (*jim-no-kar'-lus*) [*gymnos*, naked; *kalos*, stalk]. In biology, the immature contractile cord or stalk of a polypid.

Gymnoceratous (*jim-no-ser'-at-us*) [*gymnos*, naked; *keras*, horn]. In biology, applied to certain insects with prominent antennae.

Gymnocidium (*jim-no-sid'-e-um*) [*gymnos*, naked; *cidium*, *Gymnocidia*]. In biology, the swelling at the base of the spore-case in certain mosses.

Gymnocladus (*jim-nok'-lad-us*). See *Chicot*.

Gymnocyta (*jim-no-sit'-tah*) [*gymnos*, naked; *kytos*, a hollow]. In biology, a naked-celled, unicellular organism.

Gymnocytoide (*jim-no-sit'-tod*) [*gymnos*, naked; *kytos*, a hollow]. In biology, a naked, non-nucleated, unicellular organism, as a gregarine while in the monerid stage.

Gymnodont (*jim'-no-dont*) [*gymnos*, naked; *odon*, tooth]. In biology, having naked teeth; applied to certain fishes, as the parrot-fish, the globe-fish, etc.

- Gymnogen** (*jim'-no-jen*) [*γυμνός*, naked; *γενής*, producing]. Same as *Gymnosperm*.
- Gymnogenous** (*jim'-noj'-en-us*) [*γυμνός*, naked; *γενήσσει*, producing]. In biology, applied to birds that are naked when hatched.
- Gymnogynous** (*jim'-noj'-in-us*) [*γυμνός*, naked; *γυνή*, female]. In biology, applied to such plants as have the ovary uncovered.
- Gymnomyxine** (*jim'-no-miks'-in*) [*γυμνός*, naked; *μύξα*, slime]. In biology, applied to the lower protozoa.
- Gymnorhinal** (*jim'-nor-i'-nal*) [*γυμνός*, naked; *ῥίς*, nose]. In biology, applied to birds having the nostrils naked or unfeathered.
- Gymnosomatous** (*jim'-no-sol'-mut-us*) [*γυμνός*, naked; *σώμα*, body]. In biology, applied to certain molluscs that produce no shell; specifically, naked pteropods.
- Gymnosperm** (*jim'-no-sperm*) [*γυμνός*, naked; *σπέρμα*, seed]. In biology, a plant characterized by having naked seeds (not inclosed in a pericarp), as in the coniferae.
- Gymnospor** (*jim'-no-spor*) [*γυμνός*, naked; *σπόρος*, a seed]. In biology, a naked spore.
- Gymnostomous** (*jim'-nos'-to-mus*) [*γυμνός*, naked; *στόμα*, mouth]. In biology, applied to such mosses as have the mouth of the sporangium destitute of a peristome.
- Gynæ-** (*jim'-e*). See *Gyne-*.
- Gynæcology** (*jim'-e-kol'-o-jē*). See *Gynecology*.
- Gynæcomastia** (*jim'-e-ko-mas'-te-ah*). See *Gynecomastia*.
- Gynander** (*jim'-an'-der*) [*γυνή*, woman; *άνήρ*, man]. A man of effeminate or woman-like qualities.
- Gynandria** (*jim'-an'-dre-ah*) [*γυνή*, woman; *άνήρ*, man]. The same as *Hermaphroditism*.
- Gynandrim**, or **Gynandromorphism** (*jim'-an'-drizm* or *jim'-an'-dro-mor'-fiz-m*) [*γυνή*, woman; *άνήρ*, man; *μορφή*, form]. Hermaphroditism.
- Gynandromorphism** (*jim'-an-dro-morfi'-izm*) [*γυνή*, female; *άνήρ*, male; *μορφή*, form]. In biology, applied to such insect-monstrosities as combine both male and female characters.
- Gynandrophore** (*jim'-an'-dro-for*) [*γυνή*, female; *άνήρ*, male; *φέρειν*, to bear]. In biology, a stalk raising the stamens and pistils above the insertion of the corolla.
- Gynandrosporous** (*jim'-an-dros'-por-us*) [*γυνή*, female; *άνήρ*, male; *σπόρος*, a seed]. In biology, applied to certain algae that bear both male and female reproductive organs (oögonia and androspores) on the same plant.
- Gynandrous** (*jim'-an'-drus*) [*γυνανδρός*, of doubtful sex]. In biology, having the stamens and pistils more or less intimately united.
- Gynantherous** (*jim'-an'-ther-us*) [*γυνή*, female; *άνθηρός*, flowering]. In biology, applied to flowers in which the stamens have been converted into pistils.
- Gynatresia** (*jim'-at-re'-ze-ah*) [*γυνή*, woman; *άτρησία*, atresia]. Vaginal atresia.
- Gynecatoptron** (*jim'-ek-at-op'-tron*) [*γυνή*, woman; *κάτοπτρον*, mirror]. A vaginal speculum.
- Gynecian** (*jim'-e'-se-an*) [*γυνή*, a woman]. Pertaining to women.
- Gynecic** (*jim'-e'-sik*) [*γυνή*, woman]. Relating to women.
- Gynecium** (*jim'-e'-se-um*) [*γυνή*, female; *οίκος*, house]. In biology, the name applied to the pistils of a flower taken as a whole.
- Gynecologic** (*jim'-e-ko-loj'-ik*) [*γυνή*, a woman; *λόγος*, science]. Relating to gynecology.
- Gynecologist** (*jim'-e-kol'-o-jist*) [*γυνή*, a woman; *λόγος*, science]. One who practices in gynecology.
- Gynecology** (*jim'-e-kol'-o-jē*) [*γυνή*, a woman; *λόγος*, science]. The science and therapeutics of the diseases of women.
- Gynecomania** (*jim'-e-ko-mal'-no-ah*) [*γυνή*, woman; *μανία*, madness]. Satyriasis.
- Gynecomastia** (*jim'-e-ko-mas'-te-ah*) [*γυνή*, woman; *μαστός*, breast]. 1. The excessive development of the breast of a man, either with or without atrophy of the testicles. 2. The secretion of milk by the male.
- Gynecomasty** (*jim'-e-ko-mas-te*). See *Gynecomastia*.
- Gynecomazia** (*jim'-e-ko-mal'-ze-ah*) [*γυνή*, woman; *μαστός*, breast]. Same as *Gynecomastia*.
- Gynecopathy** (*jim'-e-kop'-ath-e*) [*γυνή*, woman; *πάθος*, disease]. Any disease of, or peculiar to, women; the study of diseases of women.
- Gynecophore** (*jim'-e-ko-for*) [*γυνή*, female; *φέρειν*, to bear]. In biology, the canal or receptacle in certain male worms, in which the female is retained, as in *Bilharzia*.
- Gynephobia** (*jim'-e-jol'-be-ah*) [*γυνή*, woman; *φόβος*, fear]. Morbid aversion to the society of women.
- Gyniatrics** (*jim'-e-al'-triks*) [*γυνή*, woman; *ιατρεία*, therapy]. Gynecology, or gynecologic therapeutics.
- Gynobase** (*jim'-o-bas*) [*γυνή*, a female; *βάσις*, base]. In biology, an elevated portion of the receptacle of a flower, bearing the ovary.
- Gynocardia** (*jim'-o-kar'-de-ah*). See *Chaulmoogra*.
- Gynodiecius** (*jim'-o-di-e'-se-us*) [*γυνή*, female; *δύς*, two; *οίκος*, house]. In biology, having pistillate flowers on one set of plants and perfect flowers on another set.
- Gynomonecius** (*jim'-o-mo-ne'-se-us*) [*γυνή*, female; *μόνος*, single; *οίκος*, house]. In biology, having both pistillate and perfect flowers upon the same plant.
- Gynophore** (*jim'-o-for*) [*γυνή*, female; *φέρειν*, to bear]. In biology: (a) The stalk of a pistil raising it above the receptacle; (b) The branch of a hydroid gonoblastidium that bears only generative buds containing ova.
- Gynoplastic** (*jim'-o-plas'-tik*) [*γυνή*, woman; *πλαστικός*, suitable for moulding]. Pertaining to the closing of unnatural openings, or to the dilatation of contracted, narrow openings in the female organs of generation.
- Gynostegium** (*jim'-o-ste'-je-um*) [*γυνή*, female; *στεγή*, a roof]. In biology, the sheath or covering of the gynecium, or female portion of a flower taken as a whole.
- Gypsum** (*jip'-sum*) [*γύψος*, lime]. Native calcium sulphate. See *Calcium*.
- Gyral** (*jil'-ral*) [*gyrare*, to turn or whirl]. Pertaining to a gyros or to gyri.
- Gyration** (*jil'-ral'-shun*) [*gyrare*, to turn or whirl]. A turning in a circle; also, giddiness.
- Gyre** (*jir*) [*gyrus*, a circle]. A convolution, and a more commendable word than the polysyllable.
- Gyrophora** (*jil'-roff'-or-ah*) [*γύρος*, ring; *φέρειν*, to bear]. A genus of lichens, some species of which afford the *tripe de roche*, a rock-tripe of Northern Canada. Though tough, acrid, and unpalatable, these lichens are sometimes eaten when other food is not to be had.
- Gyropsoriasis** (*jil'-ro-sor-i'-as-is*) [*γύρος*, round; *ψωρίασις*, a skin-disease]. Psoriasis occurring in circular patches.
- Gyrosa** (*jil'-ro-sah*) [*γύρος*, a circle]. A variety of gastric vertigo in which, when the patient is standing, everything turns around him, and he must close his eyes to avoid falling.
- Gyrosasm** (*jil'-ro-spazm*) [*γύρος*, circle; *σπασμός*, spasm]. A peculiar rotary spasm of the head, and sometimes a nodding spasm.
- Gyrus** (*jil'-rus*) [*gyrus*, *γύρος*, a circle; *pl.*, *Gyri*]. A convolution of the brain. See *Convolution*.

H

H. Abbreviation of *Hæmorrhage*. In chemistry, the symbol of hydrogen. In pharmacy, the symbol of *Hæmulin*, a draught.

Haarlem Blue. Same as *Milk Blue*.

Habena [*he-ma*] [*habena*, a rein]. 1. A peduncle of the stomach. A slight ridge at the dorsal margin of the meso-epiploic of the fundus, with a dorsal convexity, extending from the pylorus to the supra-colic mesentery, which crosses it with its opposite. 2. A peduncle of the stomach, as in 1, or of a wound.

Habenal. **Habenar.** [*he-mal*] [*habena*] [*habena*] [*he-mal*] [*habena*, a rein].

Habenula [*he-mu-la*] [*habena*, a rein]. A ribbon-shaped structure in the superficial gray nucleus of the optic chiasm, in front, and superior to the posterior commissure. **H. conarii.** Same as *Habena*. **H. pectinata, perforativa, and tecta (or arcuata),** names of different zones, or portions of the basilar ganglia of the internal ear; called also *Zona pectinata*.

Habenular [*he-mu-lar*] [*habena*, a rein]. Pertaining to habenula.

Habit [*hi-t*] [*habere*, to have]. 1. That condition or quality that one naturally possesses, or that may be acquired. 2. The tendency to repeat an action or condition. 3. In biology, the general aspect of a plant or animal and its mode of growth. **H.-chorea.** See *Hysteria*. **H., Full of,** a plethoric constitution. **H.-spasm.** *Hysteria; Convulsive Tic; Gilles de la Tourette's Disease.* A choreic disease characterized by simply localized spasmodic movements, or such movements combined with explosive utterances and psychic symptoms. *or* *ultra*: *tic.* *Habit-spasm* is confined usually to young girls, and is marked mainly by spasmodic action of the facial muscles, or of the hand, or of the feet, or *Gilles de la Tourette's Disease* is a psychosis allied to hysteria, and occurring usually in children of a neuritic tendency. It is marked by involuntary muscular movements, usually affecting the face, or the facial muscles, and by explosive utterances that may resemble a bark or an inarticulate cry. A wretched grimace may be mimicked at once and repeated over and over again, usually with the involuntary utterance of a cry. Hence the term *h. habitus* has been applied to the habit, or the use of bad language, is a characteristic, and occasionally actions are mimicked, or imitated. These may also be associated with certain mental disturbances, the patient becoming the slave of a morbid obsession or a fixed idea.

Habitat [*hi-tat*] [*habitare*, to dwell]. The natural place of abode, or range of an animal or plant.

Habitation [*hi-tay-shun*] [*habitare*, to dwell]. A dwelling; a habitation. The name, dwelling place, or natural place of abode of an animal or plant.

Habitus [*hi-tus*] [*habere*, to have]. A habit; general appearance of a person.

Habromania [*hi-bro-ma-ni-a*] [*habere*, graceful; *mania*, madness]. A mania with pleasant or agreeable hallucinations.

Hachement [*ha-chem-ent*] [*hacher*, to chop]. A hachement, a series of strokes, usually applied to the surface of a metal, sometimes with a view to ornamentation.

Hackberry [*hak-ber-ree*] [*hack*, to chop].

Hacking [*hak-ing*] [*hack*, to chop] and *Hack-*

Haddock [*hak-dok*] [*ME., haddoc*, a haddock]. A fish of the cod family, found in the North Sea. It

is said that the oil of the liver of the haddock is sometimes mixed with cod-liver-oil; but such admixture is probably rare, as it greatly impairs the market value of the oil. Unof.

Hæckel's Law. See *Law*.

Hæma- (*hem'-ah-*) [*aima*, blood]. A prefix signifying some relationship with the blood. For words (unless unanglicized) thus beginning, see *Hema-*.

Hæmal (*hem'-al*). See *Hemal*.

Hæmanthin (*hem-an'-thin*). See *Hemanthin*.

Hæmatoxylin (*hem-at-oks'-il-in*). See *Hematoxylin*.

Hæmin (*hem'-in*). See *Hemin*.

Hæmo- (*hem'-o-*). For words thus beginning see *Hemo-*.

Hæmorrhage (*hem'-or-aj*). See *Hemorrhage*.

Hæser and Neubauer's Formula. A formula for estimating from the specific gravity the total amount of solids in the urine; it is sufficiently accurate for clinical purposes. The estimation is made by multiplying the last two figures of the specific gravity by the factor 2.33, the product of which represents the number of grams of solids in 1000 c.c. of the urine; this must be multiplied by the number of c.c. of the urine under examination and divided by 1000 in order to obtain the correct amount of solids.

Hagenia (*haj-er'-ne-ah*). See *Kusso*.

Hager's Reagent. A reagent for the detection of sugar in the urine. It consists of the ferrocyanid of iron and caustic potassa.

Hahnemannism (*hahn'-e-man-izm*). See *Homeopathy*.

Haidinger's Brushes. A visual phenomenon seen upon directing the eye toward a source of polarized light, due to the doubly-refractive character of the elements of the macula.

Hair (*har*) [*ME., here*, hair]. The hirsute appendage of the skin. Each hair consists of a bulb and a shaft. The former is situated in the true skin, but is enveloped in a sheath of epidermis. **H.-blanching.** See *Cantities*. **H.-bulb,** a whitish, soft, bulbous enlargement at the proximal extremity of the root of the hair. **H.-cap Moss, Robin's Rye;** the leaves and stems of *Polytrichum juniperum*, a powerful diuretic. Dose of the decoction *ad lib.*; of the fld. ext. ʒj-ij. Unof. **H.-despoiler,** an individual who is afflicted with a form of sexual perversion, in which the feelings are aroused during the act of mutilating or cutting-off the hair of the victim. **H.-follicle.** See *Follicle*. **H.-gland,** a minute sebaceous gland of the hair-root. **H.-knob, Heule's** term for a hollow, bulbous hair-root. **H.-papilla,** the nipple-like process of the corium from which the hair grows. **H.-pigment,** the coloring matter of the hair. **H.-pith,** the medulla of a hair. **H.-root,** that portion of a hair contained in the follicle. **H.-shaft,** the part of a hair above the root. (See illustration, page 539.)

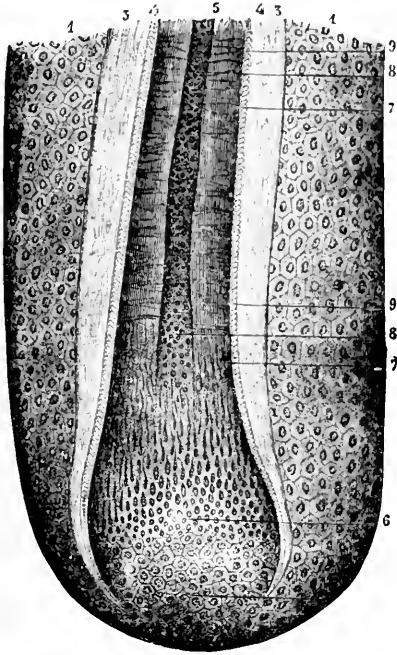
Hairy (*har'-y*) [*ME., here*, hair]. Covered with hair; consisting of hair. **H. Heart.** See *Trichocardia* and *Cor villorum*. **H. Tongue.** See *Nigrities*.

Halberd-shaped (*half-berd-shapt*). Same as *Hastate*.

Hale (*hal*) [*ME., weil*, in good health]. Sound; healthy; robust.

Half (*hal'f*) [*ME., half*, half]. One of two equal parts. **H.-bath.** See *Bath*. **H.-breed,** a popular term applied to offspring whose parents belong to different races. **H.-lying,** in massage, reclining at an angle of about 45°. **H. Neck-rest,** in massage, having one hand supporting the neck posteriorly. **H.-wit,** a

weak-minded person; an idiot. **H.-witted**, idiotic; weak in intellect.



ROOT OF A HAIR AND ITS EPIDERMIC SHEATH.

1, 1. External layer of epidermic sheath. 2, 2. Its inferior extremity. 3, 3. Internal layer. 4, 4. External layer of cuticle of hair. 5, 5. Root of hair. 6, 6. Bulb of root. 7, 7. Its peripheral or fibrous portion. 8, 8. Its central or medullary portion. 9, 9. Internal layer of cuticle of hair.

Halicore (*hal-ik'-or-e*) [*ἅλις*, sea; *κόρη*, maiden, mermaid]. See *Dugong*.

Halimeter (*hal-im'-et-er*) [*ἅλικος*, saltiness; *μέτρον*, a measure]. An instrument for estimating the proportions of water in milk by means of its power to dissolve common salt.

Halisteresis (*hal-is-ter-et-sis*) [*ἅλις*, salt; *στέρησις*, privation]. The loss by fully-formed bones of $\frac{1}{3}$ to $\frac{1}{2}$ their lime-salts, resulting in osteomalacia.

Halituous (*hal-il'-u-us*) [*halitus*, breath]. Moist, as if from having been breathed upon; applied to the skin.

Halitus (*hal-it-us*) [L., a vapor]. A vapor. Also, expired breath. **H. oris foetidus**, tainted or foul breath.

H. sanguinis, the characteristic smell of the blood, peculiar to each kind of animal.

Hall's (Marshall) Disease. See *Diseases, Table of*. **H.'s Method**. See *Artificial Respiration*.

Haller, Ansa of. See *Ansa*. **H., Circle of**. See *Circle and Circulus*. **H., Cones of**, the *Coni vasculosa*.

H., Fretum of. See *Fretum*. **H., Line of**. See *Lines, Table of*. **H., Network of**, the *Rete vasculosum* of the testis. **H., Passage of**, in the embryo the narrow passage joining the auricle and ventricle of the heart.

Hallex (*hal'-eks*) [L.]. See *Hallux*.

Hallucal (*hal'-u-kal*) [*hallux*, the great toe]. Pertaining to the hallux, or great toe.

Hallucinatio (*hal-lew-sin-a'-she-o*) [L.]. Hallucination. **H. hypochondriaca**. Synonym of *Hypochondriasis*.

Hallucination (*hal-lew-sin-a'-shun*) [*hallucinari*, to wander in mind]. The highest degree of subjective

sensation, dependent alone upon morbid stimulation of the sensory cortical centers. There is the perception of non-existent objects or impressions, creations of the imagination. Hallucinations are variously classed as hypochondriac, hypnagogic, motor, negative, pseudo-sensorial, unilateral, visual, auditory, gustatory, olfactory, tactile, hemiopic, epileptoid, etc.

Hallux, or **Hallus** (*hal'-uks* or *hal'-us*) [L.]. The great toe. The great toe when overriding the second toe. **H. dolorosus**. See *H. flexus*. **H. flexus**; *Hallux rigidus*; *Hallux dolorosus*: a condition allied to and perhaps identical with hammer-toe, in which there is flexion of the first phalanx of the great toe. The second phalanx is usually extended upon the first, and there is more or less rigidity of the metatarsophalangeal joint. **H. rigidus**. See *H. flexus*. **H. valgus**, displacement of the great toe toward the other toes. **H. varus**, displacement of the great toe away from the other toes.

Halo (*hal'-lo*) [*ἅλω*, a threshing-floor]. 1. The brownish circle about the female nipple, called also the areola. 2. The luminous or colored circles seen by the patient about light in glaucoma.

Halogen (*hal'-o-zen*) [*ἅλις*, salt; *γενῶν*, to produce]. In chemistry, an element that forms a compound of a saline nature by its direct union with a metal. The halogens are chlorine, iodine, bromine, and fluorine, to which cyanogen may be added as a compound halogen.

Halogenic (*hal-o-zen'-ik*) [*ἅλις*, salt; *γενῶν*, to produce]. Salt producing; producing haloids.

Haloid (*hal'-oid*) [*ἅλις*, salt; *εἶδος*, likeness]. Any one of those compounds that consist of a metal directly united to chlorine, bromine, iodine, fluorine, or cyanogen.

Halophilous (*hal-off'-il-us*) [*ἅλις*, salt; *φιλος*, loving]. In biology, applied to plants growing in salt marshes and along sea-coasts.

Halstern's Disease. See *Diseases, Table of*.

Halt (*haz-elt*) [ME., halt, lame]. 1. Lame. 2. To limp. 3. A disease in sheep.

Halter (*haw'-ter*) [*ἅλιππος*, a leaping weight; *pl. Halteres*]. In biology, one of the rudimentary hinder wings of a fly; it is also called *poiser* or *balancer*.

Halteripterous (*hal-ter-ipt'-ter-us*) [*ἅλιππος*, a leaping weight; *πτερόν*, wing]. Having halteres; applied to dipterous insects.

Halved (*halvd*) [ME., half, half]. In biology, applied to bilaterally symmetric organs in which one side is wanting, as in certain leaves.

Ham [ME., *hamme*, the ham]. That part of the leg between the knee-joint and the hip-joint. **H.-string**, one of the tendons of the posterior muscles of the thigh. Also, to cripple by cutting the tendons of the muscles of the thigh. **H., Inner**, the tendons of the semimembranosus, sartorius, and semitendinosus muscles. **H., Outer**, the tendons of the biceps flexor cruris.

Hamamelin (*ham-am-el'-lin*) [*ἀμάνησις*, a kind of medlar or service-tree]. A precipitate from a tincture of the bark of witch-hazel, *Hamamelis virginica*; it is astringent, tonic, and sedative. Dose gr. j-iiij. Unof.

Hamamelis (*ham-am-el'-lis*) [*ἄμια*, together with; *μήλον*, apple tree; *gen., Hamamelidias*]. Witch-hazel; the leaves of *H. virginica*, with properties not fully known. It is thought to be tonic, styptic, and sedative, and appears to affect the circulation in a manner similar to aconite. It is highly recommended as a hemostatic. A preparation of this drug is sold under the name of Pond's Extract. **H., Fld. Ext.** Dose $\text{m} \frac{j}{5}$. **H., Tinct.** (B. P.) (alc.), 1 in 10. Dose $\text{m} \frac{j}{v}$.

Hamann's Acid Carmin. See *Stains, Table of*.

used to approximate wounds on the side of the neck and to prevent contraction after burns. **C., Simple Bis-axillary**; place the body of the cravat in the axilla, cross the ends over the shoulder, and after carrying one across the back and the other across the breast, tie them together at the anterior border of the axilla of the opposite side. **C., Simple Bis-axillo-scapular**; this is a posterior figure-of-eight, and is best formed with a strip of muslin three inches wide and ten yards long. Place the center of the strip in front of the shoulder and the axilla; bring one end back over the top of the shoulder and the

knee, and pinned or tied as they are turned downward. **C., Tibial**; place the body of a handkerchief, folded into a cravat, obliquely across the posterior surface of the leg, and carry the extremities around the limb, the one below the knee, and the other above the malleoli. **Mayor's Bandage for Fractured Clavicle**; the arm is flexed at a right-angle and confined to the side of the chest by a triangular handkerchief, the base being placed above the forearm and the two extremities fastened on the back, the apex hanging down in front. The two folds forming the apex are carried up between the arm and the body and the under one is passed to



Bi-temporal Triangle.



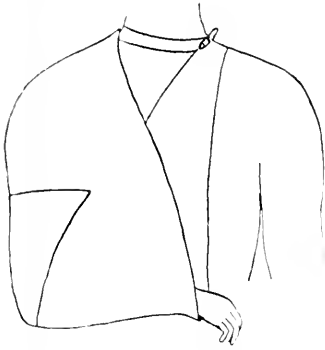
Fronto-occipital Triangle.



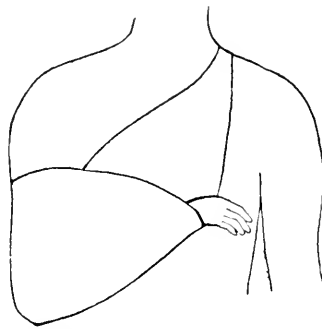
Auriculo-occipital Triangle.



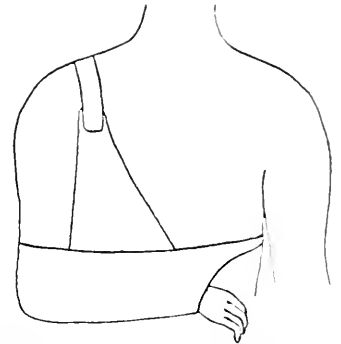
Triangular or Hunter's Cap of the Head.



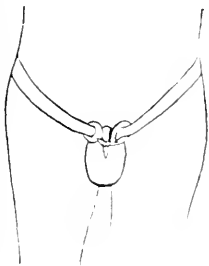
Brachio-cervical Triangle.



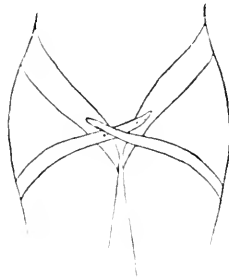
Oblique Triangle of the Arm and Chest.



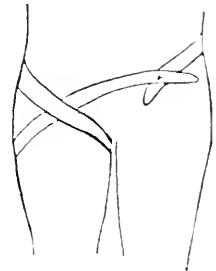
Mayor's Bandage for Fractured Clavicle.



Scroto-lumbar Triangle.
(Suspensory Bandage of the Scrotum).



Ilio-inguinal Cravat (double).
The Sacro Bi-crual Cravat of Mayor.



Ilio-inguinal Cravat.
(The Cruo-pelvic Cravat of Mayor)

other through the axilla, cross them between the scapulae, carrying the axillary end over the shoulder of the opposite side and back through the axilla, and the humeral end forward through the axilla, the two overlapping each other; then fasten their ends front and back. This is an extemporaneous dressing for fracture of the clavicle. **C., Tarso-patellar**; this requires three handkerchiefs, all in cravat-form. One is to be placed about the knee as a figure-of-eight; a second round the foot in front of the ankle; the third is passed through the loop of the latter, the ends being carried on either side through the figure-of-eight of the

the sound shoulder, while the upper one is carried to the affected shoulder. A broad piece of bandage is fastened to one apex and carried beneath the handkerchief at the back and is then brought up and fastened to the other apex on the opposite shoulder.

The most important triangles are the following: **T., Auriculo-occipital**, a variety of handkerchief-dressing for the head, used in keeping an application to the ear in proper place. The base of the handkerchief is placed in front of the ear to be covered, and the apex directed backward. The lower end is next carried under the jaw and up over the face in front of the

ear on the sound side, where it is made to meet the upper end, the two being tied together. **T., Bi-temporal.** A form of handkerchief-head dressing, the base being placed lower than temporal region on one side and the apex over the other. The ends are carried round to the opposite temporal region, brought back, and secured with a cross, over the summit. The apex is turned up and pinned at the top of the forehead. **T., Fronto-occipital.** A form of handkerchief-head dressing in which the base is placed over the forehead, while the summit is allowed to project over the occiput. The ends are raised over the forehead, being first sides of the head, and then carried round the crown and the occipital protuberance, being brought forward, and pinned at the top of the forehead. **T., Malleolo-phalangeal.** A form of handkerchief into a triangle; the base is placed over the instep; the summit is placed over the toes and the dorsum of the foot, and the ends round the malleoli, making a firm bandage. The ends in front, or cross the instep, and in the back, are tied under the sole of the foot. **T., Mammary;** fold a handkerchief into a triangle; pass one end under the breast and its apex over the axilla of the same side; then carry one end under the axilla of the other over the opposite side of the neck, tying the two behind the scapula of the affected side, as if for a dress, the summit. **T., Oblique, of the Arm and Chest;** the base of the triangle is placed under the wrist, the apex being allowed to project beyond the elbow. The extremity that is next to the axilla is carried over the opposite shoulder, the other extremity being passed through the axilla of the injured side and tied with the first extremity over the sound shoulder. The apex is folded backward around the cravat and fastened. **T., Occipito-frontal;** the same as the former, except only that the handkerchief is reversed, the base being placed over the occiput. **T., Occipito-sternal;** one handkerchief is formed into a triangle, and another into a cravat. The latter is tied around the neck, forming the sterno-dorsal cravat. The apex of the former is placed over the occiput and the apex of the latter over the forehead. The ends are brought over the forehead, one side of the face and fastened to the cravat and the other to the neck. The apex is turned backward over the cravat and pinned. **T., Palmar;** the base of the triangle is placed across the back of the front of the hand, the apex being as it is designed to dress the palm of the hand; the summit is folded back upon the back of the hand and secured there by carrying the ends around the same. **T., Scroto-lumbar.** See *Z.*, *Scroto-lumbar*. **T., Simple Brachio-cervical;** the arm being raised at a right angle, the base of the triangle is placed under the wrist, and the two extremities are tied around the neck, the apex being thrown to one side. The apex is brought round the elbow and pinned in front. **T., Suspensory;** *see Scroto-lumbar Triangle*. **T., Vertical;** a form of handkerchief cravat and tie it around the neck, the base of the triangle being placed under the scrotum, and the summit being placed beneath the circular protuberance of the neck. The apex is next carried up, and is secured over the cravat and turned down in front, where it is secured with a pin. **T., Vertico-mental;** a form of handkerchief-head dressing in which the base is placed over the forehead, and the summit is placed over the vertex of the head, the two sides of the ear and crossed under the chin, and secured with a pin to the deltoid muscle of the neck. The apex is brought round the neck, and secured with a pin. **The Triangular or Hunter's Cap of the Head,** a piece of muslin or cambric, with the side

sufficiently long to pass over the head and fasten under the chin. First fold it transversely across until one side is within an inch of the opposite side; the short side is then placed beneath; the two corners of the folded edge are turned inward, forming a triangle. The two extremities of the triangle are taken in either hand, and while kept tense are twisted and rolled up to the extent of two inches. Lifting the bandage and approximating the hands cause the two sides to separate. It is placed on the head with the thin edge over the forehead and the rolled edge around the back of the neck. The ends are brought under the chin, and tied.

- Handwriting** (*hand'-ri-ting*). See *Graphology*.
Hanging (*hang'-ing*, [*M.E., hangyngre, hanging*]). Death by suspension of the body from the neck, by a rope provided with a slip noose. The immediate cause of death may be asphyxia, cerebral hemorrhage (from strangulation), or dislocation or fracture of the cervical vertebrae.
Hangnail (*hang'-nal*) [*A.S., angnaegl, a sore by the nail*]. A partly detached piece of epidermis at the root of the nail, the friction against which has caused inflammation of the abraded surface.
Hauowa [*E. Ind.*]. Synonym, in Bagdad, of *Asiatic Cholera*.
Hapantismus (*hap-an-tiz'-mus*) [*ἅπας, entire*]. Complete adhesion between parts or surfaces.
Haphalgesia (*haf-al-jel'-ze-ah*) [*ἄσῃ, touch; ἄλγος, pain*]. Painful touch by bodies ordinarily not painful.
Haphemetric (*haf-e-met'-rik*) [*ἄσῃ, touch; μέτρον, measure*]. Relating to esthesiometry. See *Esthesiometer*.
Haphophobia (*haf-e-fel'-be-ah*) [*ἄσῃ, contact; φόβος, fear*]. The morbid dread of touching persons or things; mysophobia.
Haphonosus (*haf-on'-o-sus*) [*ἄσῃ, touch; νόσος, disease*]. Any disorder of the sense of touch.
Haplodermatitis (*hap-lo-der-mi'-tis*) [*ἅπλῶς, simple; δέρμα, skin; τσις, inflammation*]. A simple or uncomplicated skin-inflammation.
Haplodont (*hap'-lo-dont*) [*ἅπλῶς, single; ὀδόντις, (ὀδόντ), tooth*]. In biology, applied to animals whose molar teeth have simple or single crowns.
Haplolichen (*hap-lo-lich'-ken*) [*ἅπλῶς, single; λειχήν, lichen*]. Same as *Lichen simplex, q. v.*
Haplo-melasma (*hap-lo-mel-as'-mah*) [*ἅπλῶς, simple; μελάσμα, a livid spot*]. Simple melasma.
Haplo-morphous (*hap-lo-mor'-fus*) [*ἅπλῶς, simple; μορφή, form*]. In biology, applied to the simpler forms of certain groups.
Haploöphone (*hap-lo'-o-fo-nē*) [*ἅπλῶς, single; ὠνή, voice*]. In biology, applied to the form of the syrinx in certain birds (*e. g., Xenicidae*) which have but one intrinsic syringomyon.
Haplopathy (*hap-lo-path'-ē*) [*ἅπλῶς, simple; πάθος, illness*]. Any uncomplicated disease.
Haplopetalous (*hap-lo-pet'-al-us*) [*ἅπλῶς, single; πτερόν, leaf*]. In biology, having but a single circle of petals.
Haplophyma (*hap-lo-fi'-mah*) [*ἅπλῶς, simple; φῆμα, a tumor*]. A simple tumor.
Haploscope (*hap'-lo-skop*) [*ἅπλῶς, single; σκοπεῖν, to see*]. An instrument for measuring the visual axes.
Haplostemonous (*hap-lo-stē-mon-us*) [*ἅπλῶς, single; στήμον, a thread*]. In biology, having but a single circle of stamens.
Haplotomia, Haplotomy, (*hap-lo-to'-me-ah, hap-lot'-o-mē*) [*ἅπλῶς, simple; τομή, a cut*]. A simple incision.
Haptodysporia (*hap-to-dis-fel'-re-ah*) [*ἅπτως, tactile, touched; δύς, difficult; φόβος, fear*]. The disagree

able sensation aroused by touching certain objects, as velvet, a peach, or a russet apple.

Haramaitism (*har-am-a'-it-izm*) [Anglo-Indian; from *Haram maiti*, the name of a Hindu offender in this way]. Child-marriage in India; also, the collective physical evils that result from that system.

Hard [ME., *hard*, hard]. Solid; firm to the touch.

H.-hack, the leaves and twigs of *Spraea tomentosa*; it is astringent and tonic, and a popular New England remedy in diarrhea and *cholera infantum*. Dose gr. v-xv, in decoction; of the fld. ext. ʒ ss-j. Unof. The shrub *Potentilla fruticosa* is locally called hardhack; its properties are the same as those of the species named. **H. Palate**. See *Palate*. **H. Pitch**. See *Pitch*. **H. Resins**. See *Resins*. **H.-tack**, a form of biscuit used in the navy and army.

Hardenbergia (*har-den-ber'-je-ah*) [after Countess *Hardenberg*]. A genus of Australian leguminous plants. The root of *H. monophylla*, called lilac, and sarsaparilla, is said to be a good substitute for true sarsaparilla. Unof.

Hardening (*hard'-en-ing*) [ME., *hard*, hard]. A stage in the preparation of tissues for microscopic examination. See *Alcohol*, *Ammonium Chromate*, *Ammonium Bichromate*, *Potassium Bichromate*, *Müller's Fluid*, *Erlicki's Fluid*, *Chromic Acid*, *Klein's Fluid*, *Rabl's Fluid*, *Corrosive Sublimate*, *Picric Acid*, in *Stains*, *Table of*. Alcohol for pieces under 1 inch square, and the bichromate solutions for larger masses, are best for general use; others in special cases; but in all, full twenty times the bulk of the object should be used. See *Stains*, *Table of*.

Harder's Glands. See *Gland*.

Harder's Method. A method of determining the position on the skull corresponding to the fissure of Rolando. The pre-Rolandic region occupies 55.7 per cent. of the distance from the glabella to theinion.

Hare-eye (*har'-i*). See *Lagophthalmos*.

Harelip (*har'-lip*). Congenital fissure of the lip due to arrested facial development. The scheme of the formation of cleft is shown in the annexed illustrations.

H., Complicated, with cleft or malformation of the superior maxillary bone also. **H., Double**, two clefts of the lip, or one of each lip. **Twisted or Harelip Suture**, a figure-of-8 suture about a pin thrust through the lips of freshened edges of the cleft. For operations for single harelip see *Clemof's*, *Collis's*, *Dieffenbach's*, *Giraldés's*, *Graefe's*, *Hagedorn's*, *Malgaigne's*, *Mirault's*, *Nelaton's*, *Paré's*, *Rose's*, *Stokes' Operations*; and for operations for double harelip see *Bardleben's*, *Blandin's*, *Butcher's*, *Desault's*, *Franco's*, *Gensoul's*, *Langenbeck's*, *Rose's*, *Satillot's*, *Smith's Operations*, in *Operations*, *Table of*.

Harlequin (*har'-le-quin*) [OF., *harlequin*, a harlequin]. Variegated; party-colored. **H. Fetus**, a fetus with congenital ichthyosis, general seborrhea, or diffuse keratoma. Such subjects are always born prematurely, and have no external ears, eyelids, or lips.

Harmalin (*har'-mal-in*) [*apuaia*], $C_{13}H_{11}N_2O$. A yellowish crystalline substance used as a dye. See *Pigments*, *Conspectus of*.

Harmonia (*har-mo'-ni-ah*) [*apuvonia*, harmony]. A suture (also a mode of suture) between two bones that are apposed closely and immovably upon each other.

Harmonics (*har-mou'-iks*). See *Over-tones*.

Harpoon (*har-poon'*) [Fr., *harpon*, a grappling-iron]. An instrument for the removal of bits of living tissue for microscopic examination.

Harrison's Groove. A transverse curve passing outward from the level of the ensiform cartilage toward

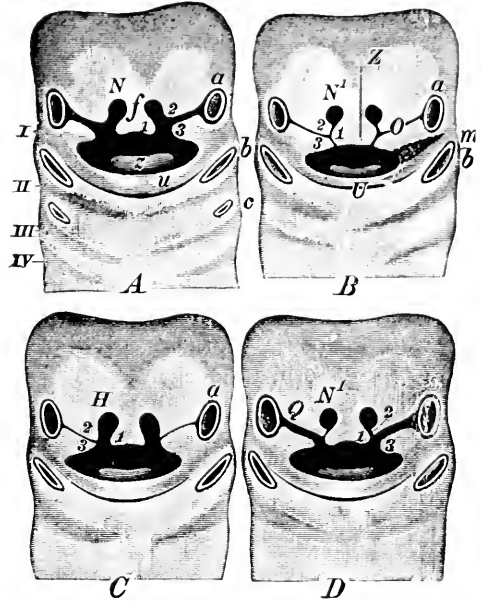
the axilla. It may be deepened at each inspiration in certain diseases, e.g., rickets.

Hartig's White Mass. A substance for injecting tissues. Dissolve 125 gms. of lead acetate in enough water to make the whole weigh 500 gms. Dissolve 95 gms. of sodium carbonate in enough water to make the whole weigh 500 gms. One volume of each of these solutions is mixed with two volumes of strong gelatin solution.

Hartmann's Elixir. An elixir containing camphor 50 parts, and saffron 1 part, in alcohol 350 parts.

H.'s Tubes, small tubes devised to be passed through a perforated drum-membrane for the purpose of irrigating and draining the middle-ear cavity.

Hartshorn (*harts'-horn*). 1. *Cornu cervi*. 2. A name popularly given to *ammonium hydrate*. See *Ammonium*.



SCHEME OF FORMATION OF THE FACE AND ARREST OF ITS DEVELOPMENT.

A. First appearance of the face. 1, II, III, IV. The four visceral arches. *f*. Frontal process. 1. Inner nasal process. 2. Outer nasal process. 3. Superior maxillary process. *u* Inferior maxillary process. *b, c*. First and second visceral clefts. *a*. Eye. *z*. Tongue. B. Normal union of the embryonic parts. *Z* Intermaxillary bone. *N'*. Nasal orifice. *O* Nasal tear-duct. *U* Lower jaw (*m*, abnormal dilatation of the mouth, constituting makrostomia). C. Arrest of the development, constituting oblique cleft. D. Arrest of development showing an "oblique facial cleft" (*Q*).

Harvest-bug. See *Leptus autumnalis*.

Hashish (*hash'-esh*). See *Cannabis*.

Hasner's Valve. A fold of the mucous membrane of the nasal duct at the lower orifice. It is not of constant occurrence. See *Valve*.

Hassall, Concentric Corpuscles of. Peculiar bodies found in the medulla of the thymus gland. They consist of a central granular part, around which are disposed layers of flattened nucleated endothelial cells arranged concentrically.

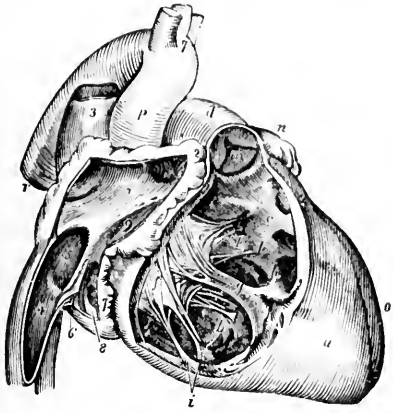
Hastate (*has'-tat*) [*hasta*, a spear]. In biology, shaped like the head of a spear; halberd-shaped.

Hastifolious (*has-tif'-o'-le-us*) [*hasta*, a spear; *folium*, a leaf]. In biology, having hastate leaves.

Hatters' Disease. A form of constitutional mercurial poisoning occurring in the makers of hats; also a

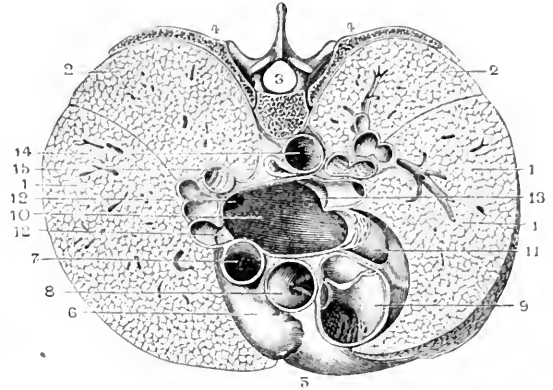
cardiac thrombosis. **H.-disease**, any functional or organic pathologic condition of the heart. **H., Fatty**, a name given to two distinct pathologic conditions of the heart-tissue. In the first there is a true fatty degeneration of the muscular fibers of the heart; and in the second there is an increase in the quantity of sub-pericardial fat—a fatty infiltration. The former and

most serious condition is due to a deficiency in the supply of oxygenated blood to the heart, arising either from local or general causes. It gives rise to asthma, angina pectoris, and a tendency to syncope and sudden death. The second condition is usually associated with general obesity, and may present the same symptoms as the first. **H.-hurry, Paroxysmal**. See *Tachycardia*. **H., Hypertrophy of**, an abnormal increase in the muscular tissue of the heart. See,



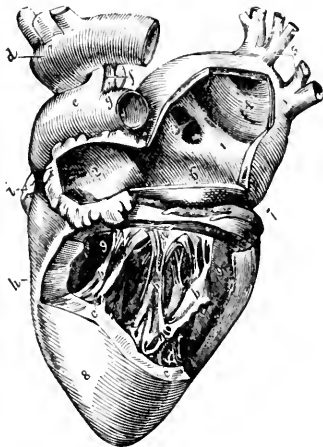
ANATOMY OF THE HEART, RIGHT SIDE.

1. Cavity of right auricle. 2. Appendix auriculæ. 3. Superior vena cava. 4. Inferior vena cava. 5. Fossa ovalis; the prominent ridge surrounding it is the annulus ovalis. 6. Eustachian valve. 7. Opening of the coronary vein. 8. Coronary valve. 9. Entrance of the auriculo-ventricular opening. Between the figures 1 and 9, several foramina thebesii are seen. *a*. Right ventricle. *b, c*. Cavity of right ventricle. *e, f*. Tricuspid valve. *g*. Long columna carnea. *h*. The "long moderator hand" *i*. The two columnæ carnea of the right curtain. *k*. Attachment of chordæ tendineæ of the left limb of the anterior curtain. *l, l*. Chordæ tendineæ of the "fixed curtain" of the valve. *m*. Valve of the pulmonary artery. *n*. Apex of left appendix auriculæ. *o*. Left ventricle. *p*. Ascending aorta. *q*. Its transverse portion. *r*. Descending aorta.



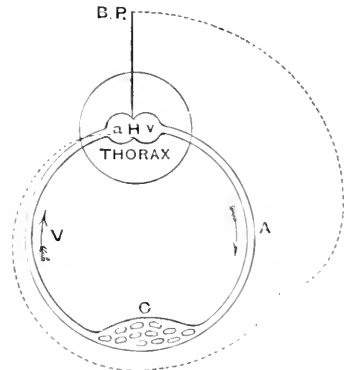
HORIZONTAL SECTION OF LUNGS AND HEART.

- 1, 1. Upper lobes of lungs. 2, 2. Lower lobes. 3. Dorsal vertebra. 4, 4. Two ribs. 5. Heart. 6. Right auricular appendix. 7. Superior vena cava. 8. Aorta. 9. Pulmonary artery. 10. Left auricle. 11. Left auricular appendix. 12. Mouths of right pulmonary veins. 13. Mouths of left pulmonary veins. 14. Thoracic aorta. 15. Esophagus. (See also pp. 113 and 370.)



ANATOMY OF THE HEART, LEFT SIDE.

1. Cavity of left auricle. 2. Cavity of the appendix auriculæ. 3. Opening of the two left pulmonary veins. 4. The sinus into which the left pulmonary veins open. 5. Left pulmonary veins. 6. Auriculo-ventricular opening. 7. Coronary vein. 8. Left ventricle. 9, 9. Cavity of the left ventricle. *a*. Mitral valve. *b, b*. Columnæ carnea. *c, c*. Fixed columnæ carnea. *d*. Arch of the aorta. *e*. Pulmonary artery. *f*. Obliterated ductus arteriosus. *g*. Left pulmonary artery. *h*. Right ventricle. *i*. Point of the appendix of right auricle.

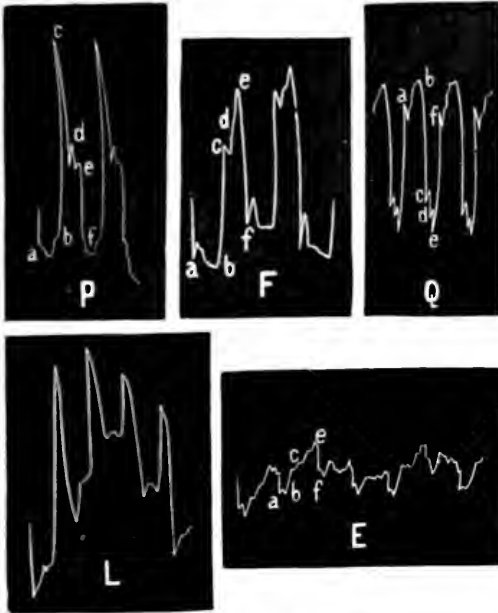


SCHEME OF THE BLOOD-PRESSURE.

H., Heart. *a*, Auricle. *v*, Ventricle. A, Arterial; C, capillary; V, venous areas. The circle indicates the parts within the thorax. B, P, Pressure in the aorta.

also, *Hypertrophy*. **H.-murmurs**. See *Murmur*. **H.-scald**. Same as *H.-burn*. **H.-shock**, Latham's term for sudden cardiac breakdown during exertion, not due to rupture of a valve. **H., Sounds of**, the sounds observed in auscultation of the heart, occurring synchronously with systolic contraction and the closure of the valves, etc. **H., Valves of**. See *Valve*. **H.-starvation**, Fothergill's term for a form of cardiac asthenia occurring in adult age, and characterized by feeble circulation, cold extremities, tendency to vertigo, and pseudo-apoplectic attacks, but with absence of arcus senilis. It is due to general ill-nutrition,

worry, over-work, and loss of sleep. Cardiograms of some pathologic conditions of the heart are appended.



P, Q. Hypertrophy and dilatation of the left ventricle. E. Stenosis of the aortic orifice. F. Mitral insufficiency. L. Exophthalmic goiter. a, b. Contraction of the auricles. b, c. Ventricular systole. d. Closure of aortic valve. e. Closure of pulmonary valves. c, f. Diastole of the ventricle.

Heat [*hēt*] [ME., *hēte*, heat]. A mode or rate of vibration of ethereal, atomic, or molecular, or wave-motion. Within certain limits of intensity it is essential to the development of all organized beings; above a certain degree, it is destructive to all organization and life. As regards the body, heat indicates a temperature above 98.6°. Also, in physiology, the period of sexual excitement in the females of many animals. **H.**, Animal, the heat generated within the bodies of living animals by the liberation of the latent heat contained in the food. **H.-apoplexy**. See *Insolation*. **H.-asphyxia**. Same as *Insolation*. **H.-centers**, certain points situated about the mesal and lateral aspects of the corpus striatum, supposed to have the function of regulating or inhibiting the production of body heat. **H.-eruption**. Synonym of *Eczema*. **H.-fever**. See *Insolation*. **H.**, Latent, physiologically, the potential energy existing in a complex protoplasmic molecule, and which is liberated by the simplification of the latter, or the katabolic processes of the organism. **H.**, Prickly. See *Urticaria*. **H.**, Specific. See *Specific*. **H.-spot**, a freckle. Also a synonym of *Macule*. **H.-stroke**, a nervous attack characterized by sudden syncope, enfeebled circulation and respiration, caused by exposure to intense heat. It is called also *Sunstroke*. **H.-unit**, the unit quantity of heat. It is the amount of heat necessary to raise one pound of water through one degree of temperature.

Heaves [*hēvz*] [ME., *hēven*, to raise]. A disease of horses, characterized by difficult and laborious respiration. It is also called *heaves* or *wind*.

Heavy Oil. See *Crude Oil*.

Hebephrenia (*he-be-fren'ē-ah*) [*hēβēn*, puberty; *φρήν*, mind]. A special form of mental derangement

occurring in young persons at or soon after the age of puberty.

Hebephreniac (*he-be-fre'ne-ak*) [*hēβēn*, puberty; *φρήν*, the mind]. One who is affected with hebephrenia.

Hebephrenic (*he-be-fren'ē-ik*) [*hēβēn*, puberty; *φρήν*, the mind]. 1. Affected with hebephrenia. 2. One who is affected with hebephrenia.

Heberden's Asthma. See *Asthma*, and *Diseases, Table of*. **H.'s Rheumatism**. See *Diseases, Table of*. **H.'s Nodes**. See *Nodes*, and *Signs and Symptoms, Table of*. **H.'s Nodosities**. See *Signs and Symptoms, Table of*.

Hebetic (*he-bet'ēk*) [*hēβητικός*, relating to puberty]. Relating to puberty or to adolescence.

Hebetude (*heb'e-tūd*) [*hebetudo*; *hebes*, blunt]. Dullness of the senses and intellect. A term applied to the state of partial stupor in affections of the brain.

Hebetudinous (*heb-e-tu'din-us*) [*hebetudo*; *hebes*, blunt]. Affected with hebetude.

Hebra's Arsenical Paste. A paste also known as *Cosme's Paste*. It is used in treating lupus vulgaris. It consists of arsenious acid, 10 grains; artificial cinabar, ½ dram; ointment of rose-water, ½ ounce. It is spread on linen and applied accurately by means of a pad and bandage. **H.'s Erythema**. See *Diseases, Table of*. **H.'s Pityriasis**. See *Diseases, Table of*. **H.'s Prurigo**. See *Diseases, Table of*.

Heckle-cell (*hek'-l-sel*) [ME., *hekele*, a heckle; *cella*, a cell]. An epidermal cell having minute, hard, horny projections from its cell-wall.

Hectic (*hek'tik*) [*εκτικός*, habitual or consumptive]. Habitual. A word now commonly used in connection with certain constant symptoms of pulmonary tuberculosis, as **H. Fever**, the febrile symptoms concurrent with pulmonary tuberculosis. **H. Flush**, the flushed cheek accompanying pulmonary tuberculosis. **H. Spot**. Same as *H. Flush*.

Hectocotylization (*hek-to-kot-il-iz-a'shun*) [*ἑκτόν*, a hundred; *κότυλη*, a small cup]. In biology, applied to the peculiar sexual modification of the arm of the male cephalopod, or its use as a fertilizing-organ.

Hectocotylus (*hek-to-kot'il-us*) [*ἑκτόν*, a hundred; *κότυλη*, a cup]. In biology, a specialized arm in certain male cephalopods, which contains the sperm-cells, and is detached and deposited within the mantle-cavity of the female.

Hectogram (*hek'-to-gram*) [*ἑκτόν*, one hundred; *γράμμα*, a weight]. One hundred grams, or 1543.2349 grains.

Hectoliter (*hek'-to-le-ter*) [*ἑκτόν*, hundred; *λίτρα*, a pound]. One hundred liters, equal to 22.009 imperial gallons, or 26.4 U. S. gallons.

Hectometer (*hek'-to-me-ter*) [*ἑκτόν*, hundred; *μέτρον*, a measure]. One hundred meters, or 328 feet, 1 inch.

Hedeoma (*he-de-d'-mah*) [*ἡδύς*, sweet; *ὀσμή*, smell]. American Pennyroyal. The leaves and tops of *H. pulegioides*, distinguished by their aroma. Its properties are due to a volatile oil. It is stimulant and carminative, and has some value as an emmenagogue. It is useful in the flatulent colic of children. Its odor is extremely repulsive to fleas and mosquitoes. **H.**, **Ol.** the volatile oil. Dose ℥ij-x. **H.**, **Spt.**, unof., 10 per cent. of the oil in alcohol.

Hedera (*hel'-er-ah*) [L.]. A genus of woody vines.

H. helix, the true or European Ivy. Its wood is used in making issue-peas. A decoction of the leaves has been used as an alterative and antiepileptic. The berries are purgative and emetic. The gum is emetic and stimulant, and is useful in toothache. Unof.

Hederic Acid (*hed-er'ē-ik*) [*hedera*, European Ivy]. An acid derivable from the leaves of *Hedera helix*, of which it shares the medicinal qualities. Unof.

Hederin (*hed'-er-in*) [*hedera*, European Ivy]. An intensely bitter alkaloid from the seeds of *Hedera helix*. It is said to be actively febrifuge. (The gum of ivy has also been called *hederin*.)

Hedge-hog Crystals. Crystals of urate of soda found as a urinary deposit. The crystals are globular, with spiny projections, and may cause severe vesical irritation.

Hedge-hyssop (*hej-his'-uf*). See *Gratiola*.

Hedonia (*he-dol'-ne-ah*) [*ἡδονή*, pleasure]. Abnormal cheerfulness; amenomania.

Hedonism (*hed'-o-nizm*) [*ἡδονή*, pleasure]. The pursuit of pleasure; in psychic medicine, the unreasoning pursuit of some hobby or whim.

Hedrocele (*hed'-ro-sel*) [*ἕδρα*, anus; *κῆλη*, tumor]. A hernia in which the part protrudes through the notch of the ischium. Also, prolapsus of the anus.

Hedrosyrinx (*hed-ro-si'-rinks*) [*ἕδρα*, anus; *σὺριξ*, pipe]. Fistula in ano.

Hedwigia (*hed-wij'-e-ah*) [after Johann Hedwig]. A genus of amaryllaceous trees. **H. balsamifera**, of the W. Indies, affords a resin, not unlike copaiba in its uses. The bark is antiperiodic, and contains a convulsant alkaloid, which would appear to be a powerful heart-depressant and antithermic.

Hedysomon (*hed-e-os'-mon*) [*ἡδύς*, sweet; *ὄσμη*, odor]. A genus of tropical chloranthaceous trees and shrubs. **H. arborescens**, a tree of Jamaica, affords a remedy for dyspepsia. **H. nutans**, a shrub of the W. Indies, has leaves that are good for headaches.

Heel (*hel'*) [ME., *heel*, heel]. The hinder part of the foot. **H.-bone.** See *Calcaneum*.

Hegar's Sign. See *Signs and Symptoms, Table of*.

Hegar-Kohnr Method. See *Treatment, Methods of*.

Heidenhain, Demilune Cells of. See *Demilune and Crescent of Gianuzzi*.

H.'s Method. See *Stains, Table of*.

H., Parietal Cells of. See *Delomorphous*.

H., Rods of. See *Rods*.

H.'s Solution. See *Stains, Table of*.

Heimia (*him'-e-ah*) [after Ludwig Heim, a German botanist]. A genus of lythaceous shrubs of N. and S. America. **H. salicifolia** (hanchinol), found in Texas and far to the South, is resinous, antisiphilitic, hemostatic, and febrifuge. Unof.

Heintz's Method. A method of estimating uric acid in the urine. Take 100 c.c. of urine. Add to this 5 c.c. of HCl. Lay the mixture aside for 24 hours. Collect the crystals on a weighed filter-paper, wash with dilute HCl; dry at 100° C., and weigh. The increase in weight will give the percentage of uric acid.

Heisch's Test. See *Tests, Table of*.

Heister's or Heisterian Valve. A fold of mucous membrane in the cystic duct arranged in a spiral.

Heitzmann's Theory. The theory that the axis-cylinder of a nerve-fiber is ordinary connective tissue modified for the transmission of special impulses.

Hekistotherm (*hek-ist'-to-therm*) [*ἥκιστος*, least, worst; *θερμη*, heat]. In biology, a plant that can subsist with a minimum of heat, e.g., a member of the Arctic or Antarctic flora

Helcoïd (*hel'-koïd*) [*ἕλκος*, ulcer; *εἶδος*, likeness]. Resembling an ulcer.

Helcology (*hel-kol'-o-je*) [*ἕλκος*, ulcer; *λόγος*, science]. The pathology and treatment of ulcers.

Helcoma (*hel-kol'-mah*) [*ἕλκος*, an ulcer; *πλ.*, *Helcomata*]. An ulcer.

Helcomenia (*hel-ko-me'-ne-ah*) [*ἕλκος*, ulcer; *μήν*, month]. Vicarious menstrual discharge from an ulcer.

Helcoplasty (*hel'-ko-plas-te*) [*ἕλκος*, ulcer; *πλαστικόν*, to shape]. The treatment of ulcers by skin-grafting.

Helcopenesis (*hel-ko-poi-e'-sis*) [*ἕλκος*, ulcer; *ποίησις*, making]. The surgical formation of an issue, for counter irritation.

Helcosis (*hel-kol'-sis*) [*ἕλκος*, ulceration]. The formation and development of an ulcer.

Helcotic (*hel-kol'-ik*) [*ἕλκος*, pertaining to an ulcer]. Ulcerative; of the nature of or accompanied by ulceration.

Helenin (*hel'-en-in*), C₆H₁₀O. Alant Camphor; Inulol; the active principle of inula. It is a faintly odorless and nearly tasteless, volatile substance, insoluble in water, but soluble in ether, oils, and hot alcohol. It is antiseptic and germicidal, and is recommended for use in diphtheria and tuberculosis. Unof.

Helenium (*hel-e'-ne-un*) [*ἑλίανθον*, elecampane]. 1. Same as *Inula*, q. v. 2. A genus of composite North American herbs. **H. autumnale**, sneezewort. **H. nudiflorum**, and **H. bolanderi** are strongly errhine, and are substituted for arnica. **H. puberulum** is tonic, alterative, and errhine. **H. tenuifolium**, of the Gulf States, is said to be a destructive cattle-poison. Unof.

Helianthella (*he-le-an-thel'-ah*) [*ἡλιος*, the sun; *ἄθος*, flower]. A genus of North American composite herbs. The root of *H. tenuifolia* is aromatic, expectorant, antispasmodic, and, in large doses, emetic. It is of reputed service in pulmonary complaints. Dose of the fld. ext. ℥v-xxx. Unof.

Helianthemum (*he-le-an'-them-un*) [*ἡλιος*, sun; *ἄθος*, flower]. Frostwort; Rock Rose. The herb *H. canadense*, astringent, aromatic, tonic, and alterative. It is useful in diarrhea, scrofula, and secondary syphilis. Dose of the fld. ext. ℥v-xx. Unof.

Helianthin (*he-le-an'-thin*) [*ἡλιος*, the sun; *ἄθος*, a flower], C₆H₄SO₂Na₂N₂C₆H₅N(CH₃)₂. Methyl-orange; an orange-yellow powder used as a dye and as a test in analyses. See *Pigments, Conspectus of*.

Helianthus (*he-le-an'-thus*) [*ἡλιος*, sun; *ἄθος*, flower]. A genus of composite-flowered plants. The sunflower. **H. annuus**, a commonly cultivated species, affords highly useful, oil-bearing seeds, the seeds of some varieties being also edible. **H. tuberosus**, the Jerusalem Artichoke, has large tuberous roots, sometimes eaten when cooked or pickled. Several of the species are medicinal.

Helichrysum (*he-le-krí'-sum*) [*ἡλιος*, sun; *χρυσός*, gold]. A genus of old-world composite plants. The European species (as **H. arenarium**, **H. stoechas**) are aromatic stimulants, used in domestic practice. Several South African species (**H. auriculatum**, **imbricatum**, **nudiflorum**, etc.) are used as pectoral teas.

Helicin (*hel'-is-in*), C₁₃H₁₆O₄. A glucosid, produced by oxidizing salicin with HNO₃. It dissolves with difficulty in water, crystallizes in small needles, and melts at 175° C.

Helicine (*hel'-is-in*) [*ἑλίξ*, a spiral]. 1. Tortile, or spiral in structure. 2. Pertaining to the helix. **H. Arteries**, arteries proceeding from the profunda penis branches of the pudic, and from the dorsal arteries of the penis. See *Arteries, Table of*.

Helicogyrate (*hel-ik-o-jí'-rát*) [*ἑλίξ*, a spiral; *γῆρας*, a ring]. In biology, having a spiral annulus, as the spore-cases in *trichomanes*.

Helicoid (*hel'-ik-oid*) [*ἑλίξ*, a spiral; *εἶδος*, form]. Spiral; coiled like a snail-shell or helix.

Helicopepsin (*hel-ik-o-pep'-sin*) [*ἑλίξ*, a spirally coiled snail; *πέψιν*, digestion]. A peptic ferment found by Krukenberg in snails.

Helicorubin (*hel-ik-o-ru'-bin*) [*ἑλίξ*, a spiral, the snail; *ῥομβύον*, ruby]. A pigment of certain invertebrates; the same as *Hemochromogen* and *Enterohematin*, q. v.

Helicotrema [*hel'ik - tré-mé-tré*] [*hélx*, coil; *tré-má*, hole]. The opening connecting the *canal*, *trém-fam* and *tré-tribut* of the spinal canal of the cochlea.

Heliencephalitis [*hél-é-nsé-fá-lítis*] [*hélx*, sun; *é-nsé-fá-lítis*, brain; *tré*, inflammation]. Encephalitis caused by exposure to the sun's rays.

Heliodorus's Bandage. See *Heliodorus*.

Heliodermatitis [*hél-í-der-má-títis*] [*hélx*, sun; *der-má-títis*, skin; *tré*, inflammation]. Myiasis caused by exposure to the sun's rays.

Heliosus [*hél-í-ós*] [*hélx*, sun; *tré-ós*, disease]. Sunstroke.

Heliothage [*hél-í-ó-thé-ge*] [*hélx*, sun; *tré-ge*, to devour]. A term applied to the animal pigment cell, as being a cell that devours the radiant energy of the sun's rays and food.

Heliothrips [*hél-í-ó-thríp-s*] [*hélx*, sun; *tré-ó-thríp-s*, to devour]. A minute insect that feeds on the plant life.

Heliotherapy [*hél-í-ó-thé-rá-pé*] [*hélx*, sun; *tré-ó-thé-rá-pé*, treatment]. The treatment of disease by exposure of the body to sunlight. Sunbathing.

Heliotrope [*hél-í-ó-tró-pé*] [*hélx*, sun; *tré-ó-tró-pé*, to turn]. Any plant of the fragrant genus *Heliotropium*. **H. europæum** is a potent, and is said to cure warts and ulcers. Unof.

Heliotropin [*hél-í-ó-tró-pé-n*] [*hélx*, the sun; *tré-ó-tró-pé*, to turn]. 1. See *Pelletier's*. 2. A poisonous alkaloid from *Heliotropium curassavicum*, a European species of the same genus. Its action is little known. Unof.

Heliotropism [*hél-í-ó-tró-pé-n*] [*hélx*, the sun; *tré-ó-tró-pé*, to turn]. In biology, that property of a plant or plant organ by virtue of which it bends toward or away from the sunlight.

Heliotropy [*hél-í-ó-tró-pé*] [*hélx*, the sun; *tré-ó-tró-pé*, a turning]. Same as *Heliotropism*.

Helix [*hél-iks*, a coil]. The margin of the external ear.

Hellebore, Black. See *Helleborus*. **H., White**. See *Helleborus*.

Helleborein [*hél-é-bó-ré-n*]. See *Helleborus*.

Helleborin [*hél-é-bó-ré-n*] [*hélx*, hellebore; *gen.*, *tré*]. 1. A crystalline glucosid of *H. helleborus* which is soluble in water. It is a cardiac and nervous poison of great intensity. See *Helleborus*.

Helleborism [*hél-é-bó-ré-n*] [*hélx*, hellebore; *tré*, to dose with]. 1. The treatment of disease with hellebore; the medical condition induced by the free exhibition of hellebore.

Helleborus [*hél-é-bó-ré*] [*hélx*, hellebore; *gen.*, *tré*]. The root of *H. niger*, black hellebore, which is poisonous due to two glucosids, *helleborin*, $C_{36}H_{54}O_{11}$, and *helleborin*, $C_{36}H_{54}O_{12}$. It is a drastic laxative, emmenagogue, and emmenagogue, and was formerly a popular remedy for insanity, dropsy, and anasarca. *H. niger* is sometimes used in cardiac glycoside substitute for digitalis, its action being that of a cardiac glycoside and with less irritation. **H. niger**, Ext. Fl. Dose, gr. $\frac{1}{2}$ - $\frac{1}{4}$, cautiously. **H. niger**, Ext. Fl. Dose, gr. $\frac{1}{2}$ - $\frac{1}{4}$. **Helleborein**. Dose, $\frac{1}{2}$ - $\frac{1}{4}$. Very soluble in water. Dose, gr.

contact with the diseased surface for four or five hours.

Helmholtz's Apparatus. A galvanometer consisting of two equal and vertical coils, with a magnetic needle midway between them. **H.'s Ligament**. See *Ligament*. **H.'s Line**. See *Lines*, *Table of*.

Helminth [*hél-'mínth*] [*hélx*, worm]. A worm; an intestinal or entozoic worm.

Helminthagogue [*hél-'mínth'-ag-og*]. See *Anthelmintic*.

Helminthiasis [*hél-'mín-thí-'as-ís*] [*hélx*, to suffer from worms]. A condition marked by the presence of parasites in the body, especially intestinal worms. Also, a disorder or lesion caused by worms.

Helminthicide [*hél-'mínth'-ís-íd*] [*hélx*, worm; *é-íd-é*, to kill]. See *Vermicide*.

Helminthics [*hél-'mín-'thíks*]. See *Anthelmintics*.

Helminthochorton [*hél-'mín-tho-'kór-'ton*] [*hélx*, a worm; *tré-ó-tho*, grass]. See *Corsican Moss*.

Helminthoid [*hél-'mín-'thóid*] [*hélx*, worm; *é-íd-ós*, likeness]. Shaped like a worm.

Helminthology [*hél-'mín-thol-'o-jé*] [*hélx*, worm; *tré-ó-log*, science]. A treatise on worms, especially those parasitic within the body.

Helminthoma [*hél-'mín-thol-'má*] [*hélx*, worm; *tré-má*, a tumor; *pl.*, *Helminthomata*]. A tumor caused by the presence of a parasitic worm. See *Bulam Boil* and *Guinea-worm*.

Helminthococcus [*hél-'mínth-óng-'kús*] [*hélx*, worm; *tré-kós*, a tumor]. An old term for a parasitic skin-disease.

Helminthophobia [*hél-'mín-tho-'fó-'bé-ah*] [*hélx*, worm; *tré-phó*, a worm; *tré-ós*, fear]. A nervous state produced by the presence or thought of parasitic worms.

Helminthous [*hél-'mín-'thus*] [*hélx*, worm]. Wormy.

Heloceros [*hél-'lós-'er-us*] [*hélx*, a nail; *tré-ras*, horn]. In biology, having capitate antennae.

Heloderma [*hél-'lós-'der-'má*] [*hélx*, wart; *tré-ras*, skin]. A genus of lizards. **H. horridum**, of Mexico, and **H. suspectum**, of Arizona (called *Gila Monster*), are said to be the only known species of venomous lizards.

Helodermatous [*hél-'lós-'der-'má-'tús*] [*hélx*, a nail, wart; *tré-ras*, skin]. In biology, having a warty or tuberculous skin.

Helodes [*hél-'lós-'déz*] [*hélx*, a swamp]. Swampy, or marshy. Also, a fever attended with profuse sweating. Also, marsh-fever.

Helonias [*hél-'lós-'né-as*] [*hélx*, a marsh]. A genus of monocotyledonous plants. **H. dioica**. See *Chamaelirion*.

Helonin [*hél-'lós-'nín*] [*hélx*, a marsh]. A crude precipitate from the tincture of *Chamaelirion carolinianum*. It is prescribed for uterine affections, and is tonic and diuretic. Caution should be observed in its use. Dose, gr. $\frac{1}{2}$ - $\frac{1}{4}$. Unof.

Helopyra [*hél-'lós-'pé-'ráh*] [*hélx*, marsh; *tré-pé*, fever]. Malarial fever.

Helosis [*hél-'lós-'sís*] [*hélx*, nail, bract]. 1. A genus of tropical American plants. **H. brasiliensis**, **cayennensis**, and **jamaicensis**, are styptic and vulnerary remedies. Unof. 2. An old name for inversion of the eyelids; strabismus; eye spasm; plica polonica; the term is now seldom employed.

Helvetia Green. See *Piment's*, *Conspectus of*.

Helvolous [*hél-'lós-'lús*] [*dim.* of *hélx*, yellow]. Tawny, or reddish-yellow.

Helweg, Triangular Tract of. A tract that appears either in juxtaposition with, or as the most ventral part of, the ventro lateral tract of the spinal cord.

Hemabrometer [*hém-'ab-'ar-om-'et-er*] [*háma*, blood;

βαρέις, heavy; *μέτρον*, measure]. A contrivance for the approximate determination of the specific gravity of the blood.

Hemacelinosis (*hem-as-el-en-ō'-sis*) [*αἷμα*, blood; *κηλίς*, spot; *νόσος*, disease]. A synonym of the disease, *Purpura*.

Hemachroin (*hem-ak-ro'-in*) [*αἷμα*, blood; *χρῶμα*, color]. Same as *Hematosin*.

Hemachrome (*hem-ak-rom*) [*αἷμα*, blood; *χρῶμα*, color]. The coloring matter of the blood; hematin.

Hemachrosis (*hem-ak-ro'-sis*) [*αἷμα*, blood; *χρῶσις*, coloring]. 1. Redness of the blood. 2. Any disease in which the blood is abnormally colored.

Hemacyanin (*hem-as-i'-an-in*) [*αἷμα*, blood; *κύανος*, blue]. A blue coloring-matter found in the blood and the bile.

Hemacytometer (*hem-as-i-tom'-et-er*). See *Hemocytometer*.

Hemad (*hem'-ad*) [*αἷμα*, blood]. 1. Toward the hemal aspect; opposed to *neurad*. 2. A blood-cell or blood corpuscle.

Hemadonosos (*hem-ad-on'-o-sos*) [*αἷμας*, blood-stream; *νόσος*, disease]. A disease of the blood or of the blood-vessels.

Hemadostenosis (*hem-ad-o-ste-nō'-sis*) [*αἷμας*, blood-stream; *στενός*, narrow]. Stricture or narrowing of a blood-vessel.

Hemadostosis (*hem-ad-os-te-ō'-sis*) [*αἷμας*, blood-stream; *όστέον*, bone]. Ossification or calcification of blood-vessels.

Hemadrometer (*hem-ad-rom'-et-er*). See *Hemadromometer*.

Hemadrometry (*hem-ad-rom'-et-er*). See *Hemadromometry*.

Hemadromograph (*hem-ad-rom'-o-graf*) [*αἷμα*, blood; *δρόμος*, course; *γράφειν*, to write]. An instrument for registering changes in the velocity of the blood-stream.

Hemadromometer (*hem-ad-ro-mom'-et-er*) [*αἷμα*, blood; *δρόμος*, course; *μέτρον*, measure]. A device for measuring the velocity of the blood-current.

Hemadromometry (*hem-ad-ro-mom'-et-er*) [*αἷμα*, blood; *δρόμος*, course; *μέτρον*, measure]. Measurement of the speed of the blood-current.

Hemadynamics (*hem-ad-i-nam'-iks*) [*αἷμα*, blood; *δύναμις*, power]. Dynamics of the blood-current.

Hemadynamometer (*hem-ad-i-nam-om'-et-er*) [*αἷμα*, blood; *δύναμις*, strength; *μέτρον*, a measure]. A contrivance for measuring the tension or pressure of blood within the arteries. Careful experiments show that, in man, the pressure of blood in the carotid artery is equal to about that of six inches of mercury.

Hemafecal (*hem-af'-kal*) [*αἷμα*, blood; *feces*, dregs]. Characterized by bloody stools. **H. Jaundice**. See *Jaundice*.

Hemagogue (*hem'-ag-og*) [*αἷμα*, blood; *ἄγωγός*, leading]. 1. Promoting the menstrual or hemorrhoidal discharge of blood. 2. An agent that promotes the catamenial or hemorrhoidal flow of blood.

Hemahysteria (*hem-a-his-tē'-re-ah*) [*αἷμα*, blood; *ἵστέρα*, uterus]. Synonym of *Menorrhagia*.

Hemal (*hem'-al*) [*αἷμα*, blood]. 1. Pertaining to the blood or the vascular system. 2. See *Ventral*.

Hemalucin (*hem-al-ōō'-sin*) [*αἷμα*, blood; *λευκός*, white]. Fibrin; the white portion of a washed blood-clot.

Hemalukosis (*hem-al-ōo-ko'-sis*) [*αἷμα*, blood; *λευκός*, white]. The formation of the buffy coat of a clot.

Hemalopia (*hem-al-ō'-pe-ah*) [*αἷμα*, blood; *ὄψις*, the eye]. Effusion of blood in the eye; erythropsia.

Hemameba (*hem-am-e'-bah*) [*αἷμα*, blood; *ἀμοιβή*, a change]. A white blood-cell so called from its resemblance to an ameba.

Hemangioma (*hem-an-je-ō'-mah*) [*αἷμα*, blood; *ἄγγειον*, vessel; *όμα*, a tumor; *pl. Hemangiomata*]. An angioma made up of blood-vessels, as distinguished from lymphangioma.

Hemanthin (*hem-an'-thin*) [*αἷμα*, blood; *ἄθος*, a flower]. An alkaloid from *Hemanthus coccineus*; it is poisonous, with the general properties of atropin.

Hemanthus (*hem-an'-thus*) [*αἷμα*, blood; *ἄθος*, flower]. A genus of amaryllidaceous plants; blood-flower. **H. coccineus**, of S. Africa, affords an arrow-poison, with the general properties of atropin. The plant is a diuretic and cardiant. It affords hemanthin. *Unof.*

Hemaphein (*hem-af-e'-in*) [*αἷμα*, blood; *σauer*, dusky]. A brown coloring-matter from blood, regarded as a decomposition-product of hematin; it is probably the same as urohematin.

Hemaphobia (*hem-af-ō'-be-ah*). See *Hematophobia*.

Hemapoiesis (*hem-ap-ōi-ē'-sis*). See *Hematopoiesis*.

Hemapoietic (*hem-ap-ōi-ē'-ik*). See *Hematopoietic*.

Hemaphophys (*h-m-ap-ōff'-is-is*) [*αἷμα*, blood; *ἄποσθεῖν*, to put forth]. That part of an ideal or perfect vertebra which forms the antero-lateral part of the hemal arch. In man, all the hemaphophyses are either cartilaginous or detached.

Hemaporria (*hem-ap-ō'-re-ah*) [*αἷμα*, blood; *ἄπορία*, distress]. Any disorder of the blood, e. g. anemia.

Hemarathon, Hemarthros (*hem-ar'-thron, hem-ar'-thros*) [*αἷμα*, blood; *ἄρθρον*, joint]. Effusion of blood into the synovial sac of a joint.

Hemarthrosis (*hem-ar-thro'-sis*) [*αἷμα*, blood; *ἄρθρωσις*, a joint]. Effusion of blood into a joint.

Hemastatic (*hem-as-tat'-ik*). See *Hemostatic*.

Hemastatics (*hem-as-tat'-iks*) [*αἷμα*, blood; *στατικός*, standing]. That branch of physiology treating of the laws of the equilibrium of the blood.

Hemasthenosis (*hem-as-then-ō'-sis*) [*αἷμα*, blood; *ἀσθένεια*, weakness]. A weakening or deterioration of the blood.

Hematachometer (*hem-at-ak-om'-et-er*). See *Hematometer*.

Hematangionosus (*hem-at-an-je-on'-o-sus*) [*αἷμα*, blood; *ἄγγειον*, vessel; *νόσος*, disease]. Any disease of the blood-vessels.

Hematangioid (*hem-at-an-je-ō'-sis*) [*αἷμα*, blood; *ἄγγειον*, vessel]. Any disease of the blood-vessels.

Hemataporria (*hem-at-ap-ō'-re-ah*). See *Hemaporia*.

Hematapostasis (*hem-at-ap-ō'-tas-is*) [*αἷμα*, blood; *ἄποστασις*, a standing away from]. Unequal distribution or pressure of blood, with congestion or effusion in some part of the body.

Hematapostema (*hem-at-ap-ōs-tē'-mah*) [*αἷμα*, blood; *ἄποστημα*, abscess; *pl. Hemapostemata*]. An abscess containing extravasated blood.

Hemataria (*hem-at-ā'-re-ah*) [*αἷμα*, blood]. The so-called blood-animals.

Hematodema (*hem-at-e-dē'-mah*) [*αἷμα*, blood; *οἰδημα*, a swelling]. Swelling due to the effusion of blood.

Hematein (*hem-at-e'-in*) [*αἷμα*, blood], $C_{16}H_{12}O_6$. A cry-talline principle derivable from, and reconvertible into, hematoxylin.

Hemateleum (*hem-at-el-e'-um*) [*αἷμα*, blood; *ἔλαιον*, oil]. A yellow or brownish oily fluid obtained by the dry distillation of blood.

Hematemesis (*hem-at-em'-es-is*) [*αἷμα*, blood; *εἶναι*, to vomit]. The vomiting of blood from any cause. It may be due to *general* or *constitutional* pathologic conditions, or to *local* conditions.

Hematencephalon (*hem-at-en-sef'-al-on*) [*αἷμα*, blood; *ἐγκέφαλος*, brain]. A hemorrhage or bleeding within the brain; cerebral apoplexy.

Hemathermous (*hem-ath-er'-mu-*) [*αἷμα*, blood; *θερμός*, hot]. Having warm blood.

Hemathrosis (*hem-at'-o-sis*) Same as *Hematuria*.

Hemathorax (*hem-at'-o-rak's*) See *Hemathrosis*.

Hematic (*hem-at'-o-*) [*hem*, blood]. Bloomy; pertaining to, full of, or having the color of, blood. Also, a blood.

Hematidrosis (*hem-at'-o-id'-o-sis*) [*hem*, blood; *idros*, sweat]. Bloody sweat. Ephemeral excretion. A sanguine perspiration. It is an extravasation of blood into the sweat ducts of the sweat glands, when it is mixed with sweat, mixed with sweat. See *idros*.

Hematimeter (*hem-at'-o-mi'-ter*) [*hem*, blood; *metron*, measure]. A device for counting the corpuscles in a given volume of blood.

Hematimetry (*hem-at'-o-mi'-tri*) [*hem*, blood; *metron*, measure]. The estimation of the number or proportion of the corpuscles, as by the hemocytometer.

Hematin (*hem-at'-in*) [*hem*, blood]. $C_{12}H_8N_2FeO_2$. A color compound formed by decomposing oxyhemoglobin into its various radicals. It occurs as a scaly but noncrystalline mass of bluish black color and metallic luster, strong iron-smelling resin. It is a very stable substance, and is insoluble in water, alcohol, ether, chloroform, or benzol, but dissolves freely in dilute acids and in alkaline solutions. For test, see *Tests*, p. 102. Also a synonym for *Hemateinon*, p. 77.

Hematic (*hem-at'-o-*) [*hem*, blood]. 1. Relating to, or pertaining to, or tending to increase the proportion of hematin in the blood. 2. An agent, such as iron, which tends to increase the proportion of hematin or coloring matter in the blood.

Hematimeter (*hem-at'-o-mi'-ter*) Same as *Hematimeter*.

Hematuria (*hem-at'-o-ur'-i-ah*) [*hem*, blood; *ouron*, urine]. Same as *Hematuria*. See also *Hematuria*.

Hemato- (*hem-at'-o-*) [*hem*, *aima*-os, blood]. A prefix signifying blood.

Hematobious (*hem-at'-o-byu's*) [*aima*, blood; *bios*, life]. Living in the blood.

Hematobium (*hem-at'-o-byu'm*) [*aima*, blood; *bios*, life]. 1. A blood corpuscle. 2. A blood parasite.

Hematoblast (*hem-at'-o-blak't*) [*aima*, blood; *blastos*, young]. Blood plate; a rudimentary or immature red blood corpuscle.

Hematocausis (*hem-at'-o-kau'-sis*) [*aima*, blood; *kaino*, new]. The normal oxidation of certain elements in the blood.

Hematocoele (*hem-at'-o-sel*) [*aima*, blood; *koile*, a cavity]. A tumor formed by the extravasation and retention of blood in a part. **H.**, Pelvic, an effusion of blood into the pelvis, usually due to rupture of an extra-uterine pregnancy. **H.**, Ovarian, an effusion of blood into the broad ligament; it may follow rupture of an extra-uterine pregnancy. Physical examination may be the cause, reveals a diagnosis, and may be the cause, reveals a diagnosis.

Hematocyst (*hem-at'-o-sist*) [*aima*, blood; *kystis*, bladder]. A cyst containing blood. Also an effusion of blood into the bladder.

Hematocyte (*hem-at'-o-sit*) [*aima*, blood; *kytis*, cell]. A blood-corpuscle.

Hematocythuria (*hem-at'-o-si-thu'-re-ah*) [*aima*, blood; *kytos*, cell; *ouron*, urine]. The presence of blood-cells in the urine.

Hematocytometer (*hem-at'-o-si-tom'-et-er*). See *Hemocytometer*.

Hematodes (*hem-at'-o-dez*) [*aima*-os, bloody]. Bloody; gorged with or appearing like blood.

Hematodiarrhea (*hem-at'-o-di-ar'-e-ah*). Synonym of *Dysentery*.

Hematodynamics (*hem-at'-o-di-nam'-iks*). See *Hemodynamics*.

Hematodynamometer (*hem-at'-o-di-nam-om'-et-er*). See *Hemodynamometer*.

Hematodycrasia (*hem-at'-o-dis-kra'-se-ah*) [*aima*, blood; *dykrasia*, bad temperament]. A diseased or dy-cra-sic state of the blood.

Hematogenesis (*hem-at'-o-jeu'-es-is*) [*aima*, blood; *gignaw*, production]. The development of blood or of blood-corpuscles; the making of blood.

Hematogenic (*hem-at'-o-jeu'-ik*) [*aima*, blood; *gennaw*, to produce]. Pertaining to the formation of blood.

Hematogenous (*hem-at'-o-jeu'-us*) [*aima*, blood; *gennaw*, producing]. Derived from, or having origin in, the blood.

Hematoglobin (*hem-at'-o-glob'-in*). See *Hemoglobin*.

Hematoglobulin (*hem-at'-o-glob'-u-lin*). Same as *Hemoglobin*.

Hematography (*hem-at'-og'-ra-fee*) [*aima*, blood; *graphein*, to write]. A description of the blood; hemat-ology.

Hematochezia (*hem-at-o-ke'-ze-ah*) [*aima*, blood; *chizein*, to defecate]. The passage of hemorrhagic stools.

Hematochrosis (*hem-at-o-kro'-sis*) [*aima*, blood; *chrosis*, coloring; *pl.*, *Hematochroses*]. 1. Any disease characterized by discoloration of the skin. 2. A discoloration of the skin.

Hematochyluria (*hem-at-o-ki-lu'-re-ah*) [*aima*, blood; *chyle*, chyle; *ouron*, urine]. The presence of blood and chylous material in the urine. It is usually an intermittent condition.

Hematocolpos (*hem-at-o-kol'-pos*) [*aima*, blood; *kolpos*, vagina]. Hemorrhage into the vagina. Also a collection of menstrual discharge within the vagina, due to atresia or imperforate hymen.

Hematocrit (*hem-at-o-krit*) [*aima*, blood; *kritis*, judge; *krinaw*, to separate, to judge]. An instrument for making volumetric estimation of the blood by separating by centrifugal action the corpuscles from the serum. A volume of blood and one of Müller's liquid (to prevent coagulation) are placed together in each of two small, thick-walled glass tubes, graduated in fifty parts. The tubes rest on brass holders which are fixed on the axes of a revolving apparatus. After some eight thousand revolutions in from five to seven minutes, the process is complete. The corpuscles and the salt-plasma are separated by a narrow band of leukocytes. The instrument is useful in comparing the blood of different individuals. With a little practice the total error is not more than one per cent.

Hematocryal (*hem-at-ok'-re-al*) [*aima*, blood; *krios*, cold]. In biology, of or pertaining to the cold-blooded invertebrates.

Hematocrystallin (*hem-at-o-kris'-tal-in*). Same as *Hemoglobin*.

Hematocyanosis (*hem-at-o-si-an'-sis*). Synonym of *Cyanosis*.

Hematocyst (*hem-at-o-sist*) [*aima*, blood; *kystis*, bladder]. A cyst containing blood. Also an effusion of blood into the bladder.

Hematocyte (*hem-at-o-sit*) [*aima*, blood; *kytis*, cell]. A blood-corpuscle.

Hematocythuria (*hem-at-o-si-thu'-re-ah*) [*aima*, blood; *kytos*, cell; *ouron*, urine]. The presence of blood-cells in the urine.

Hematocytometer (*hem-at-o-si-tom'-et-er*). See *Hemocytometer*.

Hematodes (*hem-at-o-dez*) [*aima*-os, bloody]. Bloody; gorged with or appearing like blood.

Hematodiarrhea (*hem-at-o-di-ar'-e-ah*). Synonym of *Dysentery*.

Hematodynamics (*hem-at-o-di-nam'-iks*). See *Hemodynamics*.

Hematodynamometer (*hem-at-o-di-nam-om'-et-er*). See *Hemodynamometer*.

Hematodycrasia (*hem-at-o-dis-kra'-se-ah*) [*aima*, blood; *dykrasia*, bad temperament]. A diseased or dy-cra-sic state of the blood.

Hematogenesis (*hem-at-o-jeu'-es-is*) [*aima*, blood; *gignaw*, production]. The development of blood or of blood-corpuscles; the making of blood.

Hematogenic (*hem-at-o-jeu'-ik*) [*aima*, blood; *gennaw*, to produce]. Pertaining to the formation of blood.

Hematogenous (*hem-at-o-jeu'-us*) [*aima*, blood; *gennaw*, producing]. Derived from, or having origin in, the blood.

Hematoglobin (*hem-at-o-glob'-in*). See *Hemoglobin*.

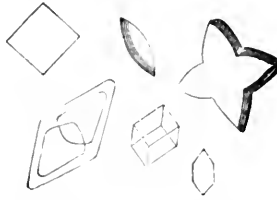
Hematoglobulin (*hem-at-o-glob'-u-lin*). Same as *Hemoglobin*.

Hematography (*hem-at-og'-ra-fee*) [*aima*, blood; *graphein*, to write]. A description of the blood; hemat-ology.

Hematohidrosis (*hem-at-o-hid-ro'-sis*). See *Hematidrosis*.

Hematoid (*hem'-at-oid*) [*αἷμα*, blood; *εἶδος*, form]. Resembling blood.

Hematoidin (*hem-at-oid'-din*) [*αἷμα*, blood; *εἶδος*, resemblance], $C_{16}H_{18}N_2O_3$. A derivative of hemoglobin, identical with bilirubin, the pigment of the bile. It occurs as reddish or orange rhombohedral crystals, in old blood-clots, as of cerebral hemorrhages, in corpora lutea, and in the urine of hematuria.



HEMATOIDIN CRYSTALS.

Hematoin (*hem-at-oi'-in*). Same as *Hematoporphyrin*.

Hematokrit (*hem'-at-o-krit*). See *Hematocrit*.

Hematolin (*hem-at'-o-lin*) [*αἷμα*, blood], $C_{66}H_{78}N_8O_7$. An iron-free derivative of hematin.

Hematology (*hem-at-ol'-o-ji*) [*αἷμα*, blood; *λόγος*, science]. The science of the blood, its nature, functions, and disorders.

Hematolysis (*hem-at-ol'-is-is*) [*αἷμα*, blood; *λύσις*, a solution]. A solution, or an imperfect coagulation, of the blood; diminished coagulability of the blood; a diseased condition marked by destruction of the corpuscular constituents of the blood; impoverishment of the blood.

Hematolytic (*hem-at-ol'-it'-ik*) [*αἷμα*, blood; *λύσις*, a solution]. Marked by or tending to impoverishment of the blood.

Hematoma (*hem-at-oi'-mah*) [*αἷμα*, blood; *ῥῆμα*, tumor; *πλ.*, *Hematomata*]. A tumor, fungus, or swelling containing blood. **H. auris**, *Insane Ear*; an effusion of blood or serum between the cartilage of the ear and its covering, occurring in various forms of insanity. It may be either *acute* or *chronic*, if the former reaching the size of a pigeon's egg in a day or two. It is an elastic tumor, generally painless, with some local heat. It may suppurate and burst, or may shrivel up, in either case leaving considerable deformity. In the majority of cases the left ear is involved, and the condition occurs most frequently among men. **H. of the Dura mater**, an effusion beneath the dura mater, forming membranous sheets. **H., Pelvic**, an effusion of blood into the cellular tissue of the pelvis; it is frequently due to traumatism, or occurs as a complication of pregnancy and the puerperal state, from rupture of dilated veins; it is often the result of rupture of an extra-uterine pregnancy.

Hematomania (*hem-at-oi-man'-she-ah*) [*αἷμα*, blood; *μανεία*, divination]. The arriving at a diagnosis from examination of the blood.

Hematomatous (*hem-at-oi-mat'-us*) [*αἷμα*, blood; *ῥῆμα*, a tumor]. Relating to or of the nature of a hematoma.

Hematomediastinum (*hem'-at-oi-me-de-as-ti'-num*) [*αἷμα*, blood; *mediastinum*, the mediastinum]. An effusion of blood or bloody serum into the mediastinal cavities.

Hematometer (*hem-at-oi-et-er*). See *Hemoglobinometer*.

Hematometra (*hem-at-oi-me'-trah*) [*αἷμα*, blood; *μήτρα*, womb]. Hemorrhage in the womb. Also, an accumulation of menstrual discharge within the uterine cavity, as a result of obstruction.

Hematometry (*hem-at-oi-et-re*) [*αἷμα*, blood; *μέτρον*, measure]. The measurement, or estimation of the measure, of the blood.

Hematomonas (*hem-at-oi-mo'-na*) [*αἷμα*, blood; *μονάς*, a unit]. A genus of microscopic organisms infesting the blood. See *Agar* and *Plasmodium*.

Hematomphalocoele (*hem-at-oi-fal'-o-sel*) [*αἷμα*, blood; *ὑποθώρας*, navel; *κίβη*, tumor]. A tumor or a hernia at the navel, distended with blood.

Hematomyces (*hem-at-oi'-is-es*) [*αἷμα*, blood; *μύκης*, a fungus]. A hematoid variety of encephaloid carcinoma; medullary sarcoma. It is called, also, *Lungu-hematodes*.

Hematomyelia (*hem-at-oi-mi-el'-eh-ah*) [*αἷμα*, blood; *μυελός*, marrow]. Hemorrhage into the spinal cord; an accumulation of blood in the central canal of the spinal cord. The symptoms vary with the seat, but paralysis, vaso-motor and trophic changes, loss of sensation, etc., are common.

Hematomyelitis (*hem-at-oi-mi-el'-i-tis*) [*αἷμα*, blood; *μυελός*, marrow; *ιτις*, inflammation]. An acute myelitis attended with an effusion of blood into the spinal cord.

Hematoncus (*hem-at-oi-ong'-ku*) [*αἷμα*, blood; *ὄγκος*, tumor]. Blood-tumor; hemangioma; hematoma.

Hematopathy (*hem-at-oi'-ath-e*) [*αἷμα*, blood; *πάθος*, disease]. Any disease of the blood.

Hematopedesis (*hem-at-oi-ped-el'-sis*) [*αἷμα*, blood; *πήδησις*, a leaping]. Cutaneous hemorrhage; hematidrosis.

Hematopericardium (*hem-at-oi-per-ik-ar'-di-um*) [*αἷμα*, blood; *περικάρδιον*, pericardium]. An effusion of blood into the pericardium, due to rupture or perforation of the walls of the heart.

Hematophagous (*hem-at-oi'-ag-us*) [*αἷμα*, blood; *φαγέιν*, to eat]. Blood-eating; pertaining to insects, such as the gnat, mosquito, etc., that suck the blood.

Hematophilia (*hem-at-oi-fil'-e-ah*). See *Hemophilia*.

Hematophobia (*hem-at-oi-fō'-bē-ah*) [*αἷμα*, blood; *φόβος*, fear]. Morbid dread of the sight of blood.

Hematophore (*hem'-at-oi-fōr*) [*αἷμα*, blood; *φέρω*, to bear]. An instrument used in the transfusion of blood.

Hematophthalmia (*hem-at-oi-thal'-me-ah*). See *Hemophthalmia*.

Hematophyte (*hem'-at-oi-fit*) [*αἷμα*, blood; *φυτόν*, a plant]. A vegetable organism, such as a bacillus, living in the blood.

Hematopanax (*hem-at-oi'-in-ak'*) [*αἷμα*, blood; *πίναξ*, tablet; *πλ.*, *Hematopanax*]. A blood-plaque.

Hematopisis (*hem-at-oi'-is-is*) [*αἷμα*, blood; *πίνω*, to drink]. 1. The drinking of blood. 2. A morbid collection of blood in any cavity of the body.

Hematopisy (*hem-at-oi'-is-e*). See *Hematopisis*.

Hematoplanesis (*hem-at-oi-plan-el'-sis*) [*αἷμα*, blood; *πλάνησις*, wandering]. See *Hematoplania*.

Hematoplania (*hem-at-oi-pla'-ne-ah*) [*αἷμα*, blood; *πλάνη*, a wandering]. Vicarious or aberrant course or flow of the blood.

Hematoplasma (*hem-at-oi-plaz'-mah*) [*αἷμα*, blood; *πλάσμα*, plasma]. The plasma of the blood.

Hematoplast (*hem-at-oi-plast*). Same as *Hematoblast*.

Hematoplastic (*hem-at-oi-plas'-tik*) [*αἷμα*, blood; *πλαστικός*, plastic]. Blood-forming.

Hematoplethora (*hem-at-oi-plth'-or-ah*). Synonym of *Plethora*.

Hematopoiesis (*hem-at-oi-poi-el'-sis*) [*αἷμα*, blood; *ποιέω*, to make]. The making of blood. See *Hematosis*.

Hematopoietic (*hem-at-oi-poi-el'-ik*) [*αἷμα*, blood; *ποιέω*, to make]. Relating to or forwarding the processes of blood-making.

Hematoporphyrin (*hem-at-oi-por'-fē-rin*) [*αἷμα*, blood; *ὀρφύρον*, purple], $C_{68}H_{74}N_8O_{15}$. Iron-free hematin, a metabolic decomposition-product of hemoglobin.

- It is produced by dissolving hematin in concentrated H_2SO_4 . It occurs occasionally in urine and in eggshells of certain birds. See *Urinæ*, 171, 172.
- Hematoporphyrinuria** (*hem-at-ōr'fī-rīn'ū-rī-ā*) [*hāma*, blood; *porphyrin*, purple; *urine*]. The presence of hematin in the urine of the urine.
- Hematoporphyrinoidin** (*hem-at-ōr'fī-rī-nō'idīn*) [*hāma*, blood; *porphyrin*, purple]. A substance similar in color and formula to hematin, but less soluble. It is a product of the liver and is sometimes found in the urine.
- Hematopostia** (*hem-at-ōs'tī-ā*) [*hāma*, blood; *postia*, a post]. A condition occurring as a therapeutic measure in the treatment of hemorrhoids.
- Hematopsia** (*hem-at-ōs'pī-ā*) [*hāma*, blood; *opsia*, eye]. A condition of the eye in which the subconjunctival tissue is inflamed.
- Hematoptysis** (*hem-at-ōp'tī-sīs*) Same as *Hemoptysis*.
- Hematorrhachis** (*hem-at-ōr'rah-kī-s*) [*hāma*, blood; *rhachis*, spine]. Hemorrhage within the vertebral canal.
- Hematorrhagia** (*hem-at-ōr'rah-gī-ā*) [*hāma*, blood; *rhagē*, a flow]. A profuse flow or discharge of blood; hemorrhage.
- Hematorrhosis** (*hem-at-ōr'rah-ōsīs*) [*hāma*, blood; *rhōsis*, a flow]. Spontaneous flow of the serum of the blood.
- Hematosac** (*hem-at-ōs'ak*) [*hāma*, blood; *saccus*, a sac]. A cyst.
- Hematosalpinx** (*hem-at-ōs'āl-pīn'k-s*) [*hāma*, blood; *salpinx*, a trumpet]. A hemorrhagic distention or obstruction of a Fallopian tube.
- Hematoscheocele** (*hem-at-ōs'khō-ē-lē*) [*hāma*, blood; *schēma*, a tumor; *celē*, tumor]. A hemorrhagic tumor or distention of the scrotum.
- Hematoscope** (*hem-at-ōs'hōp*) [*hāma*, blood; *skōpōn*, to inspect]. A modified form of, or an attachment to, the stethoscope, for use in examination of blood.
- Hematoscopy** (*hem-at-ōs'hōp*) [*hāma*, blood; *skōpōn*, to inspect]. Spectroscopic examination of the blood.
- Hematose** (*hem-at-ōs*) [*hāma*, blood]. Full of blood.
- Hematosepsis** (*hem-at-ōs'ēp-sīs*). See *Septicemia*.
- Hematosin** (*hem-at-ōs'īn*). See *Hematin*.
- Hematosis** (*hem-at-ōs'īs*) [*hāma*, blood; *ōsis*, a process]. 1. The process of the formation of blood and the development of blood corpuscles. 2. The arterialization of blood.
- Hematospectroscope** (*hem-at-ōs'hōp'trōskōp*) [*hāma*, blood; *skōpōn*, to inspect; *trōskōn*, to view]. A microscope adapted for use in the study of the blood.
- Hematopermia** (*hem-at-ōs'pēr-mī-ā*) [*hāma*, blood; *pērma*, to permeate]. The discharge of bloody semen.
- Hematospongus** (*hem-at-ōs'spōng'ūs*) [*hāma*, blood; *spōngē*, a sponge]. Medullary sarcoma.
- Hematothorax** (*hem-at-ōs'thōr'aks*). See *Hemothorax*.
- Hematotoxic** (*hem-at-ōs'tōk-sīk*) [*hāma*, blood; *toxikon*, a poison]. Pertaining to a poisoned or impure condition of the blood.
- Hematoxin** (*hem-at-ōs'tōk-sīn*) [*hāma*, blood; *toxikon*, a poison]. A poisonous principle of the blood.
- Hematoxylm** (*hem-at-ōs'tōk-sīl'm*) [*hāma*, blood; *toxikon*, a poison]. Hematin, the coloring-matter of logwood; a dark brown crystalline substance which crystallizes in needles from a solution of HCl . It dissolves in alkalies and is precipitated by acids. It gives a soluble stain in water.
- Delatell's Hematin** (*delatēll's hē-mat'īn*) [*delatēll's*, a name; *hē-mat'īn*, hematin]. Hematin, Koenig's, prepared from logwood.
- Hematoxylon** (*hem-at-ōs'tōk-sīl'ōn*) [*hāma*, blood; *toxikon*, a poison].
- wood]. Logwood. The heart-wood of *H. campechianum*; it occurs as dark brown raspings or a coarse powder, and contains tannic acid and a coloring-principle, *hematoxylum*, $C_{16}H_{10}O_4$, that becomes grayish-red by the action of light. It is a mild astringent. **H.**, **Ext.** Dose gr. v-xx. **H.**, **Decoctum**, strength 1 to 17. Dose ʒj-ij. Unof.
- Hematozoic** (*hem-at-ō-zō'īk*) [*hāma*, blood; *zōon*, an animal]. Pertaining to a hematozoön.
- Hematozoön** (*hem-at-ō-zō'ōn*) [*hāma*, blood; *zōon*, animal; *pl.*, *Hematozoa*]. Any living organism or animal in the blood.
- Hematozymotic** (*hem-at-ō-zī-mō't-īk*) [*hāma*, blood; *zōmē*, leaven]. Relating to a blood-ferment, or to fermentation in the blood of a living organism.
- Hematuresis** (*hem-at-ū-rē'sīs*) [*hāma*, blood; *ōĩpor*, urine]. The passage of bloody urine.
- Hematuria** (*hem-at-ū-rē-ā*) [*hāma*, blood; *ōĩpor*, urine]. Hematuresis. Blood in the urine. It may be due to injury, local disease, general disorder, or the presence of entozoa. When only the coloring-matter of the blood is found in the urine, it is termed *hemoglobinuria* or *hematuria*. The color of the urine in hematuria varies from bright-red to a dingy, smoky color, or to merely a tinging of the urine. The urine may be examined for blood-corpuscles by means of the microscope; the presence of blood may be demonstrated by the spectroscope. *Almen's*, or the *guaiacum test*, or *Heller's test* may be made. See *Tests*, Table of. **H.**, **Intermittent**, that form due to malarial poisoning. **H.**, **Paroxysmal**. Same as *H.*, *Intermittent*.
- Hemautogram** (*hem-at-ō'grām*) [*hāma*, blood; *autōs*, self; *grāma*, a tracing]. The tracing made in hemautography.
- Hemautograph** (*hem-at-ō'grāf*). Same as *Hemautogram*.
- Hemautography** (*hem-at-ō'grā-fē*) [*hāma*, blood; *autōs*, self; *grāphōn*, to write]. The tracing of the pulse-curve by the jet of blood from a divided artery caught upon paper drawn in front of it.
- Hemeralopia** (*hem-er-al'ōp-ē-ā*) [*hēmēra*, day; *ōps*, eye]. Day-vision or night-blindness; a symptom of pigmentary degeneration of the retina, failure of general nutrition, etc. Vision is good by day or in a strong light, but fails at night. See also *Nyctalopia*.
- Hemeraphonia** (*hem-er-af'ōn-ē-ā*) [*hēmēra*, day; *ā*, priv.; *ōoph*, voice]. Loss of voice during the day, with return of the power of phonation at night.
- Hemerythrin** (*hem-er'īth-rīn*) [*hāma*, blood; *ērithrōs*, red]. The pigment found by Krukenberg in the blood of *Sipunculus nudus*.
- Hemerythrogen** (*hem-er'īth'ro-gen*) [*hāma*, blood; *ērithrōs*, red; *gēnē*, producing]. The chromogen of hemerythrin.
- Hemi-** (*hem'ē-*) [*hēmi*, half]. A prefix, meaning one-half. In anatomy and physiology it is applied to one of the two lateral halves of the body.
- Hemiablepsia** (*hem-e-ah-lēp'sē-ā*) [*hēmi*, half; *āblepsia*, blindness]. See *Hemianopsia*.
- Hemicephalus** (*hem-e-ah-sēf'al-us*) [*hēmi*, half; *ā*, priv.; *kephalē*, head]. A variety of omphalositic monsters of the species *Paracephalus*. It is the lowest grade of development in paracephalus, closely approaching true acephalus.
- Hemichromatopsia** (*hem-e-ah-kro-mat-ōp'sē-ā*) [*hēmi*, half; *ā*, priv.; *chrōma*, color; *ōphē*, vision]. Subnormal or absent color-vision in corresponding halves of the field of vision.
- Hemialbumin** (*hem-e-ah'bu-mīn*). See *Anti-albumin*.
- Hemialbuminose** (*hem-e-ah'bu'mīn-ōs*). The same as *Hemialbumin*.

- Hemialbumose** (*hem-e-al'-bu-mos*) [*hju*, half; *albumen*, the white of egg]. The most characteristic and most frequently obtained by-product of proteid zymolysis. It is the forerunner of hemipeptone. It is frequently found in the urine, and occurs normally in the marrow of bones and in cerebro-spinal fluid. See *Peptones*.
- Hemialbumosuria** (*hem-e-al-bu-mos-ul'-re-ah*). Same as *Propeptonuria*.
- Hemialgia** (*hem-e-al'-je-ah*) [*hju*, half; *ἀλγος*, pain]. Unilateral neuralgia.
- Hemianalgesia** (*hem-e-an-al-je'-se-ah*) [*hju*, half; *ἀν* priv.; *ἀλγος*, pain]. Insensibility to pain throughout one lateral half of the body and limbs.
- Hemianasarca** (*hem-e-an-as-ar'-kah*) [*hju*, half; *ἀνά*, through; *σάρξ*, flesh]. Edema of one-half of the body.
- Hemianesthesia** (*hem-e-an-es-the'-se-ah*) [*hju*, half; *ἀναίσθησα*, want of feeling]. Partial or complete loss of the sense of feeling in a lateral half of the body.
- Hemianopia** (*hem-e-an-o'-pe-ah*). See *Hemianopsia*.
- Hemianopsia** (*hem-e-an-op'-se-ah*) [*hju*, half; *ἀν* priv.; *ὄψις*, sight]. Blindness in one-half of the visual field. It may be bilateral (binocular) or monolateral (monocular or unocular), according as it affects one or both eyes. **H.**, **Binasal**, due to anesthesia of the temporal halves of the retina, the nasal fields thereby failing to be visible. **H.**, **Bitemporal**, the reverse of the last. **H.**, **Crossed** or **Heteronymous**, a general term for either binasal or bitemporal hemianopsia. **H.**, **Homonymous**, right, or left, the most common form, affecting the inner half of one field and the outer of the other. **H.**, **Inferior** and **Superior**, the upper or lower halves of the retina are insensitive.
- Hemianoptic** (*hem-e-an-op'-tik*) [*hju*, half; *ἀν* priv.; *ὄψις*, sight]. Affected with hemianopsia.
- Hemiataxia** (*hem-e-at-aks'-e-ah*) [*hju*, half; *ἀ* priv.; *τάξις*, order]. Inability to produce orderly or systematic movements on one side of the body.
- Hemiatheosis** (*hem-e-ath-et-o'-sis*) [*hju*, half; *ἄθετος*, without fixed position]. A term for athetosis or involuntary rhythmic movements of one side of the body only.
- Hemiatrophy** (*hem-e-at'-ro-fi*) [*hju*, half; *ἀτροφία*, lack of nourishment]. Imperfect or impaired nutrition confined to one side of the body.
- Hemiazygous** (*hem-e-az'-ig-us*) [*hju*, half; *ἀ* priv.; *ζυγός*, a yolk]. Partially paired; imperfectly zygous. **H. Veins**. See *Vein*.
- Hemibranchiate** (*hem-e-brang'-ke-at*) [*hju*, half; *βράγχια*, gills]. In biology, having an incomplete branchial apparatus.
- Hemic** (*hem'-ik*) [*hju*, half]. Pertaining to the blood; hemal.
- Hemicardia** (*hem-e-kar'-de-ah*) [*hju*, half; *καρδία*, heart]. Half of a four-chambered heart.
- Hemicarp** (*hem'-e-karp*) [*hju*, half; *καρπός*, fruit]. In biology, one of the separable carpels of a dicarpellary fruit.
- Hemicaulepsy** (*hem-e-kal'-al-e-ep-se*) [*hju*, half; *καταλέψια*, catalepsy]. Catalepsy affecting only one lateral half of the subject.
- Hemicentrum** (*hem-e-sen'-trum*) [*hju*, half; *κέντρον*, center]. Either one of the two lateral elements of the centrum of a vertebra.
- Hemicephalia** (*hem-e-sef'-al'-e-ah*). Synonym of *Hemicrania*.
- Hemicephalus** (*hem-e-sef'-al-us*) [*hju*, half; *κροαλή*, head]. A monster fetus in which the cerebral hemispheres and skull are absent or undeveloped. It is a synonym of *Anencephalus*.
- Hemicerebrum** (*hem-e-sef'-e-brum*) [*hju*, half; *cerebrum*, cerebrum]. A cerebral hemisphere.
- Hemichordate** (*hem-e-kor'-dat*) [*hemi*, half; *chorda*, a string]. In biology, of or pertaining to such animal forms as are intermediate between the *Chordata* and the *Achordata*, e.g., *Isobata*, *Isocou*.
- Hemichorea** (*hem-e-k-re'-ah*) [*hju*, half; *χορεία*, chorea, dance]. Unilateral chorea; a form of chorea in which the convulsive movements are confined to one side of the body only.
- Hemicollin** (*hem-e-koll'-in*) [*hju*, half; *κόλλα*, glue; *C₁₇H₁₀N₁₄O₁₀*]. A peptone-like substance derived from collagen. It is soluble in 70-85 per cent. alcohol, and is not precipitable by platinum tetrachloride.
- Hemicrania** (*hem-e-kra'-ne-ah*) [*hju*, half; *κρανιον*, head]. Neuralgia or headache of one-half of the head.
- Hemicranic** (*hem-e-kra'-nik*) [*hju*, half; *κρανιον*, skull]. Pertaining to half the skull. **H. Equivalents**, a name given to isolated symptoms—fitting scotomata, vomiting, vaso-motor disturbances, etc.—in cases of aborted migraine.
- Hemicyclic** (*hem-e-sil'-klik*) [*hju*, half; *κύκλος*, a circle]. In biology, having certain of the floral organs arranged in whorls, and others in a spiral.
- Hemidesmus** (*hem-e-dez'-mus*) [*hju*, half; *δυσμός*, a band]. Indian sarsaparilla. The dried root of *H. indicus*, imported from India. It is a tonic, alterative, diaphoretic, and diuretic. **H.**, **Syr.** (B.P.). Dose ʒ].
- Hemidiaphoresis** (*hem-e-di-af-or-e'-sis*) [*hju*, half; *διαφώρσις*, sweating]. Sweating of one lateral half of the body only.
- Hemidrosis** (*hem-id-ro'-sis*). See *Hematidrosis*.
- Hemidysesthesia** (*hem-e-dis-es-the'-se-ah*) [*hju*, half; *δυσ*, difficult; *αίσθησις*, sensation]. Enfeebled or dulled sensation in a lateral half of the body, or in half of one of the organs of sense.
- Hemidystrophia** (*hem-e-dis-tro'-fi-ah*) [*hju*, half; *δυσ*, ill; *τροφή*, nourishment]. In biology, the state of being imperfectly nourished.
- Hemi-elastin** (*hem-e-e-las'-tin*). See *Proto-elastose*.
- Hemelytrium**, **Hemelytra** (*hem-e-ell'-it-rum*, *-trum*) [*hju*, half; *ἔντρον*, a sheath; *πλ. Hemelytra*]. One of the fore-wings of hemipterous and heteropterous insects, or one of the dorsal scales of certain marine annelids, as in *Hermioni*.
- Hemiencephalon** (*hem-e-en-sef'-al-on*) [*hju*, half; *ἑγκέφαλος*, brain]. Either lateral half of the brain.
- Hemiencephalus** (*hem-e-en-sef'-al-us*) [*hju*, half; *ἑγκέφαλος*, brain]. A monstrosity without organs of sense, but possessing otherwise a nearly normal brain.
- Hemicpilepsy** (*hem-e-ep'-il-ep-se*) [*hju*, half; *ἐπιληψία*, epilepsy]. A form of epilepsy in which the convulsions are confined to one lateral half of the body.
- Hemifornix** (*hem-e-for'-niks*) [*hju*, half; *fornix*, an arch, vault]. A name used to designate the irregular, elongated portion of either paracanal floor, composed of hippocamp, fimbria, and forniculum.
- Hemigamous** (*hem-i-g'-am-us*) [*hju*, half; *γάμος*, marriage]. In biology, applied to grasses in which one floret is neuter and the other male or female.
- Hemiglossitis** (*hem-e-g'-los-i'-tis*) [*hju*, half; *γλῶσσα*, tongue; *τις*, inflammation]. Inflammation of one-half of the tongue only. A definite nodule or lump may be present in the substance of the tongue.
- Hemignathous** (*hem-i-g'-na-thus*) [*hju*, half; *γνάθος*, jaw]. In biology, applied to such birds as have one mandible shorter than the other.
- Hemihidrosis** (*hem-e-hid-ro'-sis*) [*hju*, half; *ἰδρῶς*, sweat]. The same as *Hemidiaphoresis*.
- Hemihyperesthesia** (*hem-e-hi-per-es-the'-se-ah*) [*hju*, half; *ἑπί*, over; *αίσθησις*, sensation]. Hyperesthesia confined to one lateral half of the body.

Hemihypertrophy (*hem-i-hyper'tro-fee'*) [*hmu*, half; *τροφία*, over; *τροφία*, nourishment]. Hypertrophy of half of the body.

Hemihyesthesia (*hem-i-hes'te-ze-ah'*) [*hmu*, half; *αἴσθησις*, under; *αἴσθησις*, perception]. Impairment of sensibility on one lateral half of the body.

Hemilethargy (*hem-i-leth'ar-gee'*) [*hmu*, half; *λεθάργος*, lethargy]. A state of partial lethargy.

Hemimelus (*hem-i-mel'us*) [*hmu*, half; *μέλος*, limb]. An extremity, especially a wing, developed or atrophied normally, as in the fore limbs, and normal arms and legs.

Hemimetaboly (*hem-i-met'ab-oh-lee'*) [*hmu*, half; *μεταβολή*, to change; *μεταβολή*, change], in complete or imperfect metamorphosis, as in the pupa stage.

Hemimetamorphosis (*hem-i-met'am-fo-ris'*) [*hmu*, half; *μεταμορφώσις*, transformation]. In biology, incomplete metamorphosis, hemimetaboly.

Hemimythemia (*hem-i-myth'e-mee-ah'*) [*hmu*, half; *μυθία*, weakness]. Myasthenia of one lateral half of the body.

Hemimyoclonus (*hem-i-my'o-klon'us*) [*hmu*, half; *κλονήσις*, shaking; *κλονήσις*, commotion]. Clonic spasm of the muscles of one lateral half of the body.

Hemin (*hem-i-nin*) [*hmu*, half; *αιμα*, blood]. $C_{54}H_{72}N_4FeO_5HCl$. Ferruginous crystals, or hydrochlorid of hematin. A dark green to black pleomorphic crystalline substance derived from blood. It is obtained by heating under a cover slip a drop of fresh blood on a glass slide with chloroacetic acid. In the case of blood that has been dried, or in old blood clot or stain, the resi-



HEMIN CRYSTALS.

1. Hemorrhoid. 2. Rabbit. 3. Lamb. 4. Pike. 5. Rabbit. 6. Pike. 7. Rabbit.

dual is dissolved as finely as possible with a drop of water. Some of this powder is then placed on a glass slide, and to the acid added, and heat carefully. The crystals are dark-brown or black, elongated, rhombic plates and prisms belonging to the monoclinic system; they are insoluble in water, alcohol, ether, and chloroform, soluble in acids.

Hemiparasthenia (*hem-i-par'as-tē-nē-ah'*) [*hmu*, half; *παράσθενος*, weakness]. Neurasthenia of one lateral half of the body.

Hemipopia (*hem-i-pō'pee-ah'*) [*hmu*, half; *ὄψις*, eye]. The condition of the eye in hemiplegia. Hemipopia refers to the condition of the eye in hemiplegia to that part of the face.

Hemipopia, **Hemipopy** (*hem-i-pō'pee-ah'*, *hem'ep-ep-ē*). Same as hemipopia.

Hemipagus (*hem-i-pā-gus*) [*hmu*, half; *παγίον*, to unite]. A class of malformations, united by the dorsal surface.

Hemiparaplegia (*hem-i-par'ap-lee-gee'*) [*hmu*, half; *παραπληγία*, to paralyze]. Paralysis of a lateral half of the body.

Hemiparesis (*hem-i-par'ee-sis*) [*hmu*, half; *πάρσις*, im-

pairment of strength]. Paresis, or weakening of the strength on one side of the body only.

Hemiparesthesia (*hem-i-par'ee-the'ze-ah'*) [*hmu*, half; *παρά*, beside; *αἴσθησις*, sensation]. Numbness or paresthesia of one lateral half of the body.

Hemiparetic (*hem-i-par'ee-ah'*) [*hmu*, half; *πάρσις*, impairment of strength]. Affected with hemiparesis.

Hemi-peptone (*hem-i-pep'ton*). See *Peptones*.

Hemiphalacrosis (*hem-i-fal'ak-ro'sis*) [*hmu*, half; *αὐλομανωσία*, baldness]. Baldness affecting one lateral half of the head.

Hemiphonia (*hem-i-fō'ne-ah'*) [*hmu*, half; *φωνή*, voice]. Speech having the characteristics of half-voice, half-whisper; used by patients in great weakness and exhaustion.

Hemipinic Acid (*hem-i-pin'ic-ah*). See *Acid*.

Hemiplegia (*hem-i-ple'je-ah'*) [*hmu*, half; *πληγή*, stroke]. Paralysis of one side of the body, due usually to a lesion of some part of the corpus striatum and internal capsule, of the crus cerebri, or of the cortex or subcortex of the opposite side of the brain. **H.**, **Alternate**, paralysis of the facial muscles upon one side, with paralysis of the trunk and extremities upon the opposite side of the body. **H.**, **Bilateral Spastic**. See *Paraplegia*, *Infantile Spasmodic*. **H.**, **Cerebral**, the ordinary form first described. **H.**, **Crossed**. Same as *H.*, *Alternate*. **H.**, **Facial**, motor paralysis of one side of the face. **H.**, **Hephestic**, from the use of the hammer by smiths, a form of occupation neurosis. **H.**, **Spastic**, a form occurring in infants, in which the affected extremities are subject to convulsive twitchings. **H.**, **Spinal**, paralysis of one side or of the whole body, with loss of sensation of the opposite side. It is due to disease of the spinal cord.

Hemiplexia (*hem-i-pleks'ee-ah'*). Same as *Hemiplegia*.

Hemiprosoplegia (*hem-i-pro-so-ple'je-ah'*) [*hmu*, half; *πρόσωπον*, face; *πληγή*, stroke]. Paralysis of one side of the face.

Hemiprotein (*hem-i-pro'tee-in*). See *Antialbumate*.

Hemipterous (*hem-ipt'er-us*) [*hmu*, half; *πτερόν*, wing]. In biology, applied to certain insects that have the fore-wings partly membranous and partly coriaceous or chitinous.

Hemirheumatism (*hem-i-rū-mat-izm*) [*hmu*, half; *ρευματισμός*, liability to rheum]. Rheumatism confined to one lateral half of the body.

Hemisection (*hem-i-sek'shun*) [*hmu*, half; *sectio*, a cutting]. Bisection; chiefly applied to division into two lateral halves. See *Medisection*.

Hemiseptum (*hem-i-sep'tum*) [*hmu*, half; *septum*, a partition]. The lateral half of a septum, as of the heart; the lateral half of the septum lucidum.

Hemispasm (*hem-i-spa-zm*) [*hmu*, half; *σπασμός*, a spasm]. A spasm or convulsive movement affecting only one side of the body.

Hemisphere (*hem-i-sē-fer*) [*hmu*, half; *σφαῖρα*, a ball]. Half a sphere. **H.**, **Cerebellar**, either lateral half of the cerebellum. **H.**, **Cerebral**, either lateral half of the cerebrum.

Hemisystole (*hem-i-sis'to-lee'*) [*hmu*, half; *συστολή*, a contraction]. A peculiar kind of irregular action of the heart muscle, in which, with every two beats of the heart, only one beat of the pulse is felt.

Hemiterata (*hem-i-ter'at-ah'*) [*hmu*, half; *τέρας*, monster]. A class of malformations, including all human bodies presenting any abnormality of development, not grave enough to be called monstrous, nor of the specific character to be classed as heterotaxic or hermaphroditic.

Hemiteratic (*hem-i-ter'at-ik*) [*hmu*, half; *τέρας*, a monster]. Pertaining to *Hemiterata*.

Hemitis (*hem-i'-tis*) [*áima*, blood; *τις*, inflammation].

A condition of the blood associated with inflammation.

Hemiriteus (*hem-it-rit-e'-us*) [*hmu*, half; *τρις*, three]. The semi-tertiary form of ague.

Hemizonia (*hem-il'-ro-pus*) [*hmu*, half; *τροπή*, a turning over]. In biology, amphitropous; half anatropous; applied to the plant-embryo when much curved.

Hemizonia (*hem-iz-o'-ne-ah*) [*hmu*, half; *ζώνη*, girdle]. A genus of composite flowered herbs and shrubs, of which some 19 species are Californian and they are called tar-weeds and re-in-weeds. They are generally strongly fragrant, resinous plants, locally esteemed for their balsamic qualities. Unof.

Hemlock (*hem'-lok*). See *Conium*. **H.-bark**, a bark used in the manufacture of leather. It is taken from *Abies canadensis* of Canada and the United States, and contains nearly fourteen per cent. of tannin. It is said to produce a leather harder than oak-bark, but which is less pliable and more pervious to water. **H.-extract**, a strongly astringent, solid extract of hemlock-bark, *q. v.* It is principally employed in the arts. **H. Spruce**. See *Abies*.

Hemo- (*hem'-o-*) [*áima*, blood]. A prefix denoting blood.

Hemocelum (*hem-o-se'-lum*) [*áima*, blood; *κοίλη*, a cavity]. A blood-cyst.

Hemochromogen (*hem-o-kro'-mo-jen*) [*áima*, blood; *χρῶμα*, color; *γενῆς*, producing]. An excretory pigment of certain invertebrates. In some beetles it has a respiratory function. It is the same as *Enterohematin* and *Helicorubin*.

Hemochromometer (*hem-o-kro-mom'-et-er*) [*áima*, blood; *χρῶμα*, color; *μέτρον*, measure]. Colorimeter; an instrument for estimating the amount of oxyhemoglobin in the blood, by comparing a solution of the blood with a standard solution of picocarmine of ammonia.

Hemochyle (*hem'-o-kil*) [*áima*, blood; *χυμός*, juice]. The blood-lymph of vertebrates.

HemocrySTALLIN (*hem-o-kris-tal-in*). See *Hemoglobin*.

Hemocyanin (*hem-o-si'-an-in*) [*áima*, blood; *κύανος*, blue], $C_{867}H_{1363}N_{223}CuS_2O_{258}$ (Griffiths). A blue proteid pigment, having a very constant percentage composition. It is analogous to hemoglobin, but contains copper instead of iron, and forms the chief constituent in the blood of many invertebrates, in which it acts as the carrier of oxygen.

Hemocyne (*hem'-o-sin*) [*áima*, blood; *κύων*, *κυνός*, dog]. The serum of dogs' blood.

Hemocyte (*hem'-o-sit*) [*áima*, blood; *κύτος*, a cell]. One of the protistan organisms found in the blood of man and animals, *e. g.*, the parasite of malarial fever, as studied by Lavanar, Celli, Machiavava, Golgi, Councilman, Osler, and Pfeiffer. See *Parasites (Animal) Table of*.

Hemocytolysis (*hem-o-si-tol'-is-is*) [*áima*, blood; *κύτος*, cell; *λύειν*, to unloose]. The dissolution of blood-corpuscles by means of heat.

Hemocytometer (*hem-o-si-tom'-et-er*) [*áima*, blood; *κύτος*, a cell; *μέτρον*, a measure]. A device for estimating the number of corpuscles in the blood.

The instrument of Gowers, illustrated below, and that of Thoma are those most frequently employed.

HemocyTOTRYPsis (*hem-o-si-to-tríp'-sis*) [*áima*, blood; *κύτος*, cell; *τριβειν*, to rub]. The breaking up of blood-corpuscles under strong pressure.

HemodiapEDESIS (*hem-o-di-ap-ed-e'-si-*) [*áima*, blood; *διαπόδησις*, an oozing through]. The transudation of blood through the skin.

Hemodromograph (*hem-o-dro'-mo-graf*). Same as *Hemotachometer*.

Hemodromometer (*hem-o-dro-mom'-et-er*). See *Hemadromometer*.

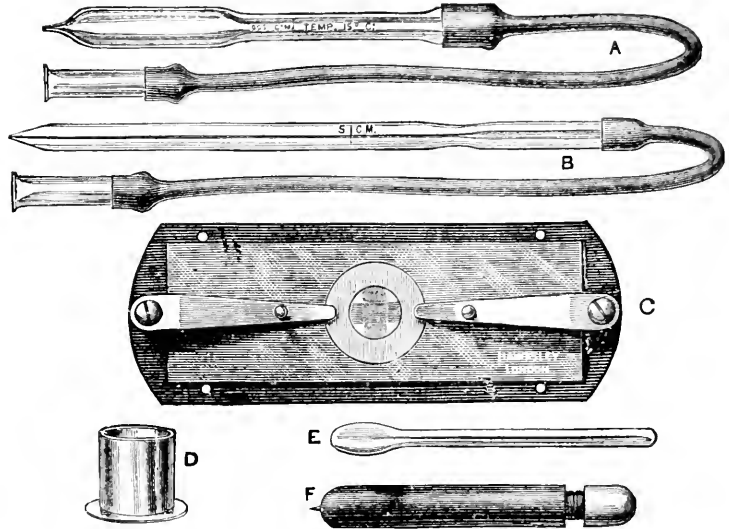
Hemodynamometer (*hem-o-di-nam-om'-et-er*). See *Hemadynamometer*.

Hemogallol (*hem-o-gal'-ol*) [*áima*, blood; *galla*, gall-nut]. A proprietary substance occurring as a brownish-red powder, and formed by oxidizing the hemoglobin of the blood by pyrogallol. It is used in anemia in doses of gr. iss-viiss. Unof.

Hemogastric (*hem-o-gas'-trik*) [*áima*, blood; *γαστήρ*, stomach]. Pertaining to blood in the stomach.

Hemogenesis (*hem-o-jen'-es-is*) [*áima*, blood; *γένεσις*, generation]. The formation of blood.

Hemogenic (*hem-o-jen'-ik*) [*áima*, blood; *γένεσις*, generation]. Pertaining to the formation of blood; blood-producing.



GOWERS' HEMOCYTOTRYPHER.

A. Pipet for measuring the diluted solution. B. Capillary tube for measuring the blood. C. Cell with divisions on the floor, mounted on a slide. D. Vessel in which the dilution is made. E. Glass stirrer. F. Guarded spear-pointed needle.

Hemoglobin (*hem-o-glo'-bin*) [*áima*, blood; *globus*, a round body]. Hematogloblin, HemocrySTALLIN. A doubly refractive, pleochromatic colloid or crystalline matter, existing in the corpuscles of the blood, and to which their red color is due. In man the amount is 13.77 per cent., in woman 12.59 per cent., reduced by pregnancy to from 9 to 12 per cent. It is an oxygen-carrier or respiratory pigment. The crystals of hemoglobin have a dark-red appearance with a strong purple or bluish tint; they are very soluble in water.

Hemoglobinemia (*hem-o-glo-bin-e'-me-ah*) [*áima*, blood; *globus*, a round body; *áima*, blood]. A condition in which the hemoglobin is dissolved out of the red corpuscles, probably as the result of the destruction of the latter, and is held in solution in the serum. The blood is "lake"-colored. It occurs in some in-

fectious diseases, and after injecting certain substances into the blood.

Hemoglobiniferous *hē-mō-globin-ī-fēr-ō-s* [*hē-mō*, blood; *glo-bin*, a round body; *ī-fēr-ō-s*, to bear] Yielding or carrying hemoglobin.

Hemoglobinocholia *hē-mō-globin-ō-chō-lī-ā* [*hē-mō*, blood; *glo-bin*, a round body; *chō-lī-ā*]. The presence of hemoglobin in the bile.

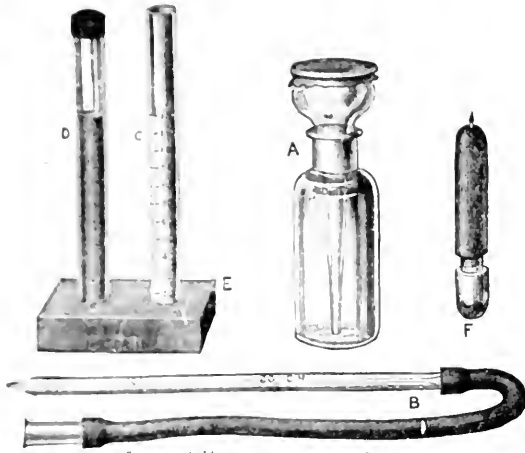
Hemoglobinometer *hē-mō-globin-ō-mē-tēr* [*hē-mō*, blood; *glo-bin*, a round body; *ō-mē-tēr*, a measure] An instrument for the quantitative estimation of hemo-

globin by comparing the color of a solution of blood of unknown with a color of a known valuation.

Hemolysis (*hem-ol'-is-is*) [*hē-mō*, blood; *ly-sis*, solution]. Destruction or breaking up of the red blood-corpuscles.

Hemolytic (*hem-o-lit'-ik*) [*hē-mō*, blood; *ly-sis*, solution]. Pertaining to hemolysis.

Hemometer (*hem-om'-et-er*) [*hē-mō*, blood; *mē-tron*, measure]. See *Hemoglobinometer*. Also, an appa-



GOWERS' HEMOGLOBINOMETER.

A. Pipette for distilled water. B. Capillary pipet. C. Graduated tube. D. Closed tube containing standard dilution. E. Lancet for pricking the finger.

globin by comparing the color of a solution of blood of unknown with a color of a known valuation.

Hemoglobinuria *hē-mō-globin-ūr-ī-ā* [*hē-mō*, blood; *glo-bin*, a round body; *ūr-ī-ā*, urine]. The presence of hemoglobin, the red coloring matter of the blood, in the urine, due either to its solution out of the red corpuscles, or to disintegration of the red corpuscles. It occurs after transfusion of blood, during certain stages of septemia, and after severe burns. It is associated with the presence of the corpuscular elements of the blood in the urine, thus differing from hematuria.

Hemoglobin Test: to a suspected sample add a drop of a 5 per cent. and boil; a red coagulum indicates hemoglobin. See, also, *Amen's Test*, *Hemin*, and *H. H.*

H. Epidemic, a condition of the new-born marked by umbilic, cyanosis, and nervous symptoms. **H. Intermittent**. See *H. Paroxysmal*. **H. Paroxysmal**, a form characterized by recurring periodicity. It is related to cold, and is also closely associated with Haywards' Disease. **H. Toxic**, that form occurring in consequence of poisoning by various substances, as potassium chlorate.


Hemoglobulin *hē-mō-glob-ū-lin* [*hē-mō*, blood; *glob-ū-lin*, a body]. Same as *Hemoglobin*.

Hemoid *hē-mō-īd* [*hē-mō*, blood; *īdōs*, likeness]. Hemorrhoidal tumor, or protruding blood.

Hemology *hē-mō-lō-jī* [*hē-mō*, blood; *lō-gos*, science]. The study of the blood.

Hemolitein *hē-mō-lī-tē-in* [*hē-mō*, blood; *lī-tē-in*, yellow]. A yellow pigment matter obtained from corpora lutea.

Hemolymph *hē-mō-līm-f* [*hē-mō*, blood; *līm-fa*, clear water]. The fluid of the higher invertebrates, containing more proteid and less water than the lymph of vertebrates. **H. Glands**, a variety



FLEISCHL'S HEMOMETER.

K. Red-colored wedge of glass moved by R. G. Mixing vessel with two compartments *a* and *a'*. M. Table with opening to read off the percentage of hemoglobin on the scale P. T. To move K through R. S. Reflector of Plaster-of-Paris.

ratus for ascertaining the amount of hemoglobin in normal or diseased blood.

Hemometra (*hem-o-mē'trah*). See *Hematometra*.

Hemorrhoiditis (*hem-o-off-or-ī-tis*) [*hē-mō*, blood; *hō-rōi*, egg; *ō-ī-tis*, to bear]. Oöphoritis with hemorrhage.

Hemopericardium (*hem-o-per-ik-ard-ē-um*) [*hē-mō*, blood; *peri*, around; *kapōiā*, the heart]. An effusion of blood into the pericardial cavity. It is due usually to the bursting of an aneurysm of the aorta, but may also follow rupture of the heart, or the bursting of an aneurysm of one of the coronary arteries.

Hemophagic (*hem-o-faj'-ik*) [*hē-mō*, blood; *phagēin*, to eat]. Feeding upon blood; applied to certain animal parasites.

Hemophagocyte (*hem-o-faj'-o-sit*) [*hē-mō*, blood; *phagēin*, to eat; *kytōs*, a cell]. Any phagocyte of the blood; a white blood-corpuscle.

Hemophilia (*hem-o-fil'-ē-ah*) [*hē-mō*, blood; *phī-lē-in*, to love]. The hemorrhagic diathesis; an abnormal tendency to hemorrhage, or ease of bleeding. It usually first appears at about the period of the second dentition, and is most frequent among males. Heredity plays a prominent part in this affection.

Hemophthalmia (*hem-off-thal'-mē-ah*) [*hē-mō*, blood; *ophthal'mōs*, eye]. A hemorrhage into the interior of the eye. It may arise from contusion, from iridectomy, or by rupture of a vessel.

Hemophthalmos (*hem-off-thal'-mos*) [*hē-mō*, blood; *ophthal'mōs*, the eye]. Blood in the vitreous chamber characterized by a reddish reflex through the pupil.

Hemophthisis (*hem-off'-this-is*) [*hē-mō*, blood; *phthisis*, wasting]. Anemia dependent upon undue degeneration of the red blood-corpuscles.

Hemoplasmodium (*hem-o-plaz-mo'-de-un*) [*αἷμα*, blood; *πλάσμα*, a moulded figure; *εἶδος*, form]. The plasmodium of malaria. See *Parasites (Animal)*, *Table of*.

Hemoplastic (*hem-o-plas'-tik*) [*αἷμα*, blood; *πλάσσειν*, to form]. Same as *Hematoplastic*.

Hemopneumothorax (*hem-o-nu-mo-tho'-raks*) [*αἷμα*, blood; *πνεῦμα*, wind; *θώραξ*, the chest]. An effusion of air and blood within the pleura.

Hemoptoësis (*hem-o-poi'-e-sis*). See *Hematoptoësis*.

Hemoptysis (*hem-op'-tis-is*) [*αἷμα*, blood; *πτύσσειν*, to spit]. The spitting of blood. The term is confined usually to the expectoration of blood from the lungs. It may be slight or profuse, and death may result from suffocation. The blood is frothy and bright-red. **H.**, **Parasitic**. See *Distoma ringieri*.

Hemorhodin (*hem-or-o'-din*) [*αἷμα*, blood; *ρόδος*, a rose]. A rose-colored albuminoid found in the blood of *Aphysia d. pilans*; it was discovered by L. Cuénot.

Hemorrhage (*hem'-or-aj*) [*αἷμα*, blood; *ῥήγνυμι*, to burst forth]. The flowing of blood from wounded or ruptured vessels. **H.**, **Accidental**, during pregnancy from premature detachment of the placenta when normally situated. **H.**, **Capillary**, oozing of blood from a wound without a flow from large vessels. **H.**, **Collateral**, bleeding occurring in the course of acute inflammations. **H.**, **Complementary**, succeeding upon another hemorrhage that has been cut short. **H.**, **Concealed**, a variety of accidental hemorrhage in which the bleeding takes place between the ovum and the uterine walls, without escape from the genital tract. **H.**, **Consecutive**, ensuing some time after injury. **H.**, **Critical**, occurring at the turning-point of a disease. **H.**, **Petechial**. See *Purpura*. **H.**, **Postpartum**, *primary*, within 24 hours after labor; *secondary*, after 24 hours. **H.**, **Primary**, that immediately following any traumatism. **H.**, **Secondary**, that occurring some time after the traumatism, and usually due to the sloughing of the tissues. **H.**, **Unavoidable**, from detachment of a placenta previa. **H.**, **Vicarious**, suppression of the menses with abnormal discharge of blood from some other part of the body than the vagina.

Hemorrhagic (*hem-or-a'-jik*) [*αἷμα*, blood; *ῥήγνυμι*, to burst forth]. Relating to or accompanied by hemorrhage. **H.**, **Diathesis**. See *Hemophilia*. **H.**, **Endometritis**. See *Endometritis*. **H.**, **Infarct**. See *Infarct*. **H.**, **Pneumonia**, a form of pneumonia occurring in elderly people and in certain weakened states of the constitution, characterized by the presence of a large amount of blood in the expectoration.

Hemorrhaphilia (*hem-or-af-il'-e-ah*) [*αἱμορραγία*, hemorrhage; *αἶψος*, loving]. Synonym of *Hemophilia*.

Hemorrhæa (*hem-or-e'-ah*) [*αἷμα*, blood; *ῥοία*, a flow]. A hemorrhage; a flow of blood. **H.**, **ventriculi**. See *Hematemesis*.

Hemorrhelcosis (*hem-or-el-ko'-sis*) [*αἱμορροῦσις*, a hemorrhoid; *ἔλκος*, ulceration]. The formation of an ulcer upon a hemorrhoid.

Hemorrhinia (*hem-or-in'-e-ah*) [*αἷμα*, blood; *ῥίς*, nose]. Epistaxis; nose-bleed.

Hemorrhoid (*hem'-or-oid*) [*αἱμορροῖς*, flowing with blood]. Pile. An enlarged and varicose condition of the vessels in the tissues around the anus, sometimes associated with eversion of the rectal mucous membrane. There is always more or less pain and tenderness, with discomfort in sitting. Hemorrhoids are caused by sedentary habits, constipation, obstruction to the portal circulation, or violent purging. **H.**, **External**, situated without the sphincter ani. **H.**, **Internal**, within the anal orifice.

Hemorrhoidal (*hem-or-oi'-dal*) [*αἱμορροῖς*, flowing with blood]. Pertaining to or affected with hemorrhoids.

Hemoscope (*hem'-o-skōp*). Same as *Hematoscope*.

Hemosialemesis (*hem-o-si-al-em'-es-is*) [*αἷμα*, blood; *σάλις*, saliva; *ἰκτείνω*, to vomit]. A form of vomiting sometimes observed in hysterical women with dysmenorrhea, the vomited matter consisting largely of saliva and a small quantity of blood, in addition to the ordinary contents of the stomach.

Hemosiderin (*hem-o-sid'-er-in*) [*αἷμα*, blood; *σίδηρος*, iron]. Neumann's name for a pigment often found in extravasations and thrombi with hematoïdin, but differing from the latter in containing iron.

Hemospasia (*hem-o-spa'-ze-ah*) [*αἷμα*, blood; *σπάζειν*, to draw]. The drawing of blood to a part; derivative action; the process of dry-cupping, especially when thoroughly carried out.

Hemospastic (*hem-o-spas'-tik*) [*αἷμα*, blood; *σπάζειν*, to draw]. Effecting or pertaining to hemospasia.

Hemostasia, or **Hemostasis** (*hem-o-sta'-se-ah*, or *hem-ost'-tas-is*) [*αἷμα*, blood; *στασις*, a standing]. 1. Stagnation of the blood-current. 2. Arrest of a flow of blood.

Hemostatic (*hem-o-stat'-ik*) [*αἷμα*, blood; *στατικός*, stationary]. Having the power to arrest hemorrhage. Also, an agent or remedy that arrests or re-strains bleeding.

Hemostatics (*hem-o-stat'-iks*). See *Hemostatics*.

Hemotachometer (*hem-o-tak-om'-et-er*) [*αἷμα*, blood; *ταχος*, swiftness; *μέτρον*, a measure]. An instrument for measuring the rate of flow of arterial blood.

Hemotexis (*hem-o-tek'-is*) [*αἷμα*, blood; *τῆξις*, a melting]. The dissolution of putrid blood.

Hemothorax (*hem-o-tho'-raks*) [*αἷμα*, blood; *θώραξ*, the chest]. An accumulation of blood in a pleural cavity. It may occur under many varied conditions.

Hemotrophy (*hem-ol'-ro-fe*) [*αἷμα*, blood; *τροφή*, nourishment]. Synonym of *Plethora*, *q. v.*

Hemp [ME., *hemp*, hemp]. The hemp-fiber is the product of the *Cannabis sativa*, which is grown for textile purposes chiefly in Russia and Italy, while the seed is grown in India. It is a bast-fiber similar to that of the flax-plant, but coarser and stronger, and of deeper color, and less luster. It is used chiefly for the manufacture of ropes and cordage, and the fabric woven from it, known as canvas, is used in sail making. Hemp is a mixture of cellulose and bastose. **H.**, **Manila**, is a tropical fiber obtained on the Philippine Islands from the leaves of the wild plantain. It furnishes a very superior rope-making fiber, because of its combined lightness and strength, and the finer grades are used for woven goods. The color is yellowish or white, and the white variety has a fine silky luster. **H.**, **Suron**, is grown in India, and furnishes a fiber of light-yellowish color. It resembles jute, although less lustrous. It is well adapted for cordage and netting.

H., **Sisal** (or *henequen*), is derived from the fleshy leaves of a species of agave grown in Yucatan and the West Indies. It is used largely in the United States as a substitute for jute in the manufacture of bagging and for cordage, being stronger and lighter than jute. See also *Cannabis*. **H.**, **nettle**. See *Galeopsis*.

H.-seed Calculus, a small rounded urinary concretion composed of oxalate of lime. It may vary in size from a pin's head to that of a hempseed, and is smooth and dark-colored. **H.-seed Oil**, oleum cannabis, is obtained from the seeds of the *Cannabis sativa* or common hemp. It has a mild odor, but mawkish taste, and greenish-yellow color, turning brown with age. Its specific gravity at 15° C. is .9276. It is freely soluble in boiling alcohol, has weaker drying properties than linseed oil, but is used in paint and varnish manufacture and in making soft soaps.

Hemuresis (*hem-u-re'sis*). Synonym of *Hematuria*.

Hen [ME, *hen*, a hen]. The female of the domestic fowl. **H.-bane**. See *Hematuria*. **H.-blindness**, a popular name for night blindness. **H.-cluck** Stertor, a term of stertorous respiration heard in some cases of retropharyngeal abscess.

Henequen (*hen-eh-ken*). See *Agave sisalana*.

Henle's Ansa. See *Henle's Canals*. See *Canal*.

H.'s Fenestrated Membrane, the layer of longitudinal muscle fibers at the origin of the arteries. **H.'s Fibers**, the elastic fibers forming the fenestrated membrane of Henle. **H.'s Glands**. See *Gland*. **H.'s Layer**, a layer of fat, bony, p. lymf., non nucleated. It is situated bet. on the cuticula and the external cuticle of a hard shell. **H.'s Loop**, a loop of the arterial system. See *Taeni worm*.

H.'s Muscle. See *Muscle, P. lymf.* **H.'s Sheath**, a connective tissue sheath, surrounding terminal nerve fibers. **H.'s Tubular Tumor**. See *Siphon*.

Henna (*hen-na*) [*Yidd.*, *A. arab.*, *henna*]. A cosmetic much used with ornament; it is prepared from the leaves of *Lawsonia inermis*, and is sometimes used externally and internally in leprosy and in skin diseases. Unof.

Henocardia (*hen-o-kar'di-a*) [*hen*, *one*; *kar'dia*, heart]. The condition of having but one auricle and ventricle in the heart; it is normal in some of the lower animals.

Henoch's Purpura. See *Disease, Table of*.

Henogenesis (*hen-o-jen-esis*) [*hen* (*hen*), one; *genesis*, origin]. In biology, the developmental history of an individual organism; ontogenesis.

Henosis (*hen-o-sis*) [*hen*, uniting]. 1. Healing or uniting. 2. Syncephalon.

Henotic (*hen-o-tic*) [*hen*, one]. Tending to heal or to promote union.

Henry's Law. See *Law*.

Hensen's Disc. See *Engelmann's Middle Disc*. **H.'s Experiment**, an experiment proving that the so-called auditory hairs of the crustacean *Mysis* vibrate to a great extent. **H.'s Prop-cells**. See *H.'s Supporter Cells*. **H.'s Stripe**, a glistening band in the middle of the outer surface of the membrana tectoria of the ear. **H.'s Supporting Cells**, tall columnar epithelial cells on the outer side of the outermost of the stereocilia of the ear.

Hepar (*hep-er*) [*hep*, the liver; *gen.*, *Hepatis*]. The organ of the liver. **H. adiposum**, a synonym of fatty liver. **H. amyloideum**, amyloid degeneration of the liver. **H. sulphurum**, the liver of sulphur; potassium sulphate; formerly much employed in medicine; now used only by homoeopaths.

Hepatalgia (*hep-at-al-ja*) [*hep*, liver; *algos*, pain]. Pain in the liver, but more especially the paroxysmal pain of a variety arising the right hypochondrium.

Hepatalgia intercostalis [*hep*, the liver; *algos*, pain]. Pain in the intercostal space affected with hepatalgia.

Hepatopostema (*hep-at-ost-ema*) [*hep*, liver; *ostema*, abscess, *postema*, *Hepatitis venata*]. An abscess of the liver.

Hepatopneumia (*hep-at-pne-mi-a*) [*hep*, liver; *pneumia*, inflammation of the liver].

Hepatotomy (*hep-at-ot-omy*) [*hep*, liver; *iktomy*, a cutting out]. Excision of the liver, wholly or in part.

Hepatemphractic (*hep-at-emp-er-ak-tik*) [*hep*, liver; *emphektikos*, destructive]. Pertaining to hepatemphraxis.

Hepatemphraxis (*hep-at-emp-er-ak-sis*) [*hep*, liver; *emphektikos*, destructive]. Hepatic obstruction.

Hepathelcosis (*hep-at-hel-kos-is*) [*hep*, liver; *helkos*, ulceration]. Ulceration of the liver.

Hepatic (*hep-at-ik*) [*hep*, liver]. Pertain-

ing or belonging to the liver. **H. Aloes**. See *Aloes*. **H. Duct**. See *Duct*. **H. Lobes**, the natural anatomic divisions of the liver, usually designated as right, left, quadrate, spigelian, and caudate lobes. **H. Plexus**. See *Plexus*. **H. Zones**, certain areas in an hepatic lobule. The central area, capillaries and cells form the *Hepatic-vein Zone*, especially liable to congestive changes; the area next the periphery of the lobule is the *Portal-vein Zone*; and the area between the two the *Hepatic-artery Zone*. **H. Starch**, a synonym of *Glycogen*.

Hepatica (*hep-at-ik-ah*) [*hepatis*; *hepar*, liver]. The liverwort; a genus of ranunculaceous plants. **H. triloba** and **H. acutiloba** were formerly esteemed in hepatic, renal, and pulmonary complaints. Unof.

Hepaticell (*hep-at-ik-ell*) [*hepatis*; *hepar*, liver; *cella*, cell]. An hepatic or liver cell; a cell of the liver tissue.

Hepatico-ductitis (*hep-at-ik-o-duk-tit-tis*) [*hepatis*, pertaining to the liver; *ductus*, duct; *itis*, inflammation]. Inflammation of the hepatic ducts.

Hepatico-pancreatic (*hep-at-ik-o-pan-kre-at-ik*) [*hepatis*, pertaining to the liver; *pankreas*, sweetbread]. Relating to the liver and the pancreas.

Hepaticous (*hep-at-ik-us*) [*hepatis*, of the liver]. In biology, resembling liver.

Hepaticula (*hep-at-ik-u-lah*) [*hepar*, liver]. 1. A small liver. 2. A slight degree of hepatitis.

Hepatin (*hep-at-in*) [*hepar*, liver]. Same as *Glycogen*.

Hepatirrhagia (*hep-at-ir-at-je-ah*) [*hepar*, liver; *rhynnaia*, to burst forth]. Hemorrhage from the liver.

Hepatirrhoea (*hep-at-ir-e-ah*). See *Hepatorrhoea*.

Hepatism (*hep-at-izm*) [*hepar*, liver]. Derangement of various functions of the body, due or ascribed to some functional or other disorder of the liver.

Hepatic (*hep-at-ik*) [*hepar*, liver; *itis*, inflammation]. Affected with, or relating to, hepatitis.

Hepatitis (*hep-at-it-tis*) [*hepar*, liver; *itis*, inflammation]. Inflammation of the liver. **H. chronica interstitialis**, cirrhosis of the liver. **H., Parenchymatous, Acute**, acute yellow atrophy of the liver. **H. suppurativa**, abscess of the liver.

Hepatopyitis (*hep-at-it-o-pi-it-tis*) [*hepar*, liver; *pyon*, pus; *itis*, inflammation]. Hepatitis characterized by the formation of abscesses.

Hepatzation (*hep-at-iz-ashun*) [*hepar*, liver]. An abnormal change in lung-tissue, in which it becomes solid and friable, somewhat resembling the tissue of the liver. **H., Gray**, the condition of a lung in the third stage of pneumonia. **H., Red**, that in the second stage of pneumonia. **H., White**, the condition of the lungs in stillborn syphilitic children. **H., Yellow**, the condition of the lung in the third stage of pneumonia when tinted by the presence of numerous pus-cells. See *Pneumonia*.

Hepatocace (*hep-at-ok-as-e*) [*hepar*, liver; *kokos*, ill]. Gangrene of the liver.

Hepatocarcinia (*hep-at-o-kar-sin-e-ah*) [*hepar*, liver; *karminos*, cancer]. Malignant disease of the liver.

Hepatocele (*hep-at-o-sel*) [*hepar*, liver; *kelos*, a tumor]. A form of hernia in which the liver protrudes through an opening in the abdominal wall.

Hepatochromate (*hep-at-o-kro-mat*) [*hepar* (*hepat*), the liver; *chroma*, a color]. Krukenberg's name for *Euterochlorophyl*.

Hepatocirrhosis (*hep-at-o-sir-ol-sis*) [*hepar*, liver; *kirrhos*, yellow]. Cirrhosis of the liver.

Hepatocolic (*hep-at-o-kol-ik*) [*hepar*, liver; *kolon*, colon]. Relating to the liver and the colon.

Hepatocystic (*hep-at-o-sis-tik*) [*hepar*, liver; *kistos*, bladder]. Pertaining to the liver and the gall-bladder.

Hepatodidymous (*hep-at-o-did'-im-us*) [*ἥπαρ*, the liver; *διδύμος*, double] A monster with a double body from the liver up.

Hepatoduodenal (*hep-at-o-du-od'-en-al*) [*ἥπαρ*, liver; *duodeni*, twelve each]. Relating to the liver and the duodenum.

Hepatodynia (*hep-at-o-din'-e-ah*) [*ἥπαρ*, liver; *ὀδίνη*, pain]. Pain in the liver.

Hepatogastric (*hep-at-o-gas'-tri-k*) [*ἥπαρ*, liver; *γαστήρ*, stomach]. Pertaining to the liver and the stomach.

Hepatogastritis (*hep-at-o-gas'-tri-tis*) [*ἥπαρ*, liver; *γαστήρ*, stomach; *ίτις*, inflammation]. Inflammation of both liver and stomach.

Hepatogenic (*hep-at-o-gen'-ik*) [*ἥπαρ*, liver; *γενῆναι*, to beget]. Produced by or in the liver. **H. Icterus**, also called absorption-icterus or jaundice, is caused by the absorption of bile already formed in the liver.

Hepatology (*hep-at-ol'-o-jy*) [*ἥπαρ*, liver; *γράφειν*, to write]. A description of the liver.

Hepatoid (*hep'-at-oid*) [*ἥπαρ*, liver; *εἶδος*, likeness]. Resembling a liver or liver-substance.

Hepatolith (*hep'-at-o-lith*) [*ἥπαρ*, liver; *λίθος*, stone]. Biliary calculus; gall-stone.

Hepatolithiasis (*hep-at-o-lith-i'-as-is*) [*ἥπαρ*, liver; *λίθιασις*, presence of calculus]. A disease characterized by gall-stones or concretions in the liver.

Hepatolithic (*hep-at-o-lith-ik*) [*ἥπαρ*, liver; *λίθος*, a stone]. Affected with biliary calculi.

Hepatology (*hep-at-ol'-o-jy*) [*ἥπαρ*, liver; *λόγος*, science]. The science of the nature, structure, functions, and diseases of the liver.

Hepatomalacia (*hep-at-o-mal-a'-se-ah*) [*ἥπαρ*, liver; *μαλακία*, softness]. Softening of the liver.

Hepatomegalia (*hep-at-o-meg-a'-le-ah*) [*ἥπαρ*, liver; *μέγας*, large]. Agenesis of the liver.

Hepatomyeloma (*hep-at-o-mi-el'-mah*) [*ἥπαρ*, liver; *μυελός*, marrow; *ῥίμα*, a tumor; *pl. Hepatomyelomata*]. Medullary carcinoma of the liver.

Hepatonecus (*hep-at-onc'-kus*) [*ἥπαρ*, liver; *ὄγκος*, a tumor]. A tumor or swelling of the liver.

Hepatonecrosis (*hep-at-o-ne-kro'-sis*) [*ἥπαρ*, liver; *νέκρωσις*, death]. Gangrene of the liver.

Hepatopneuras (*hep-at-o-pne'-kre-as*) [*ἥπαρ*, the liver; *πύγκρεας*, the pancreas; *pl. Hepatopneurates*]. In biology, a glandular organ of many invertebrates which exercises a digestive action upon starch and albumin, and at the same time secretes matters similar to those found in the bile of vertebrates.

Hepatopathy (*hep-at-op'-ath-e*) [*ἥπαρ*, liver; *πάθος*, disease]. Any hepatic disease or disorder.

Hepatoperitonitis (*hep-at-o-per-it-on-i'-tis*) [*ἥπαρ*, liver; *περιτόναιον*, peritoneum; *ίτις*, inflammation]. Inflammation of the peritoneal or serous coat of the liver.

Hepatopexia, or **Hepatopexy** (*hep-at-o-peks'-e-ah*, *hep'-at-o-peks-e*) [*ἥπαρ*, liver; *πῆξις*, fixation]. The suturing of a floating liver in its proper position.

Hepatophage (*hep'-at-o-faj*) [*ἥπαρ*, liver; *φαγῆναι*, to eat]. A giant cell of a type peculiar to the liver; it is said to absorb and to destroy liver cells.

Hepatophyma (*hep-at-o-fi'-mah*) [*ἥπαρ*, liver; *οἴμα*, growth]. Any tumor of the liver.

Hepato-portal (*hep-at-o-por'-tal*) [*ἥπαρ*, liver; *porta*, a gate]. Relating to the portal circulation in the liver; portal as distinguished from *reniportal*.

Hepatoptosis (*hep-at-op-to'-sis*) [*ἥπαρ*, liver; *πτῶσις*, a falling]. Synonym of *Floating Liver, q. v.*

Hepatorrhagia (*hep-at-or-a'-je-ah*). Same as *Hepatorrhagia*.

Hepatorrhaphy (*hep-at-or'-a-fe*) [*ἥπαρ*, liver; *ῥαδῆ*, suture]. Suture of the liver.

Hepatorrhea (*hep-at-or-a'-ah*) [*ἥπαρ*, liver; *ροία*, flow]. Morbid or excessive secretion of bile by the liver.

Hepatorrhesis (*hep-at-or-eks'-is*) [*ἥπαρ*, liver; *ῥήξις*, a rupture]. Rupture of the liver.

Hepatoscirrhous (*hep-at-o-skir'-us*) [*ἥπαρ*, liver; *σκληρῶσις*, an induration]. Scirrhus carcinoma of the liver.

Hepatoscopy (*hep-at-os'-ko-py*) [*ἥπαρ*, liver; *σκοπεῖν*, to examine]. Visual examination of the liver.

Hepato-splenitis (*hep-at-o-splen-i'-tis*) [*ἥπαρ*, liver; *σπλήν*, spleen; *ίτις*, inflammation]. Inflammation of both liver and spleen.

Hepatomy (*hep-at-ol'-o-me*) [*ἥπαρ*, liver; *τέμνειν*, to cut]. Incision of the liver.

Hephestic (*hep-es'-tik*) [*Hephestus*, Vulcan]. Prevailing or occurring among hammermen. **H. Cramp**. See *Hammermen's Cramp*. **H. Hemiplegia**. See *Hemiplegia*.

Heptacosane (*hep'-tak-o-san*) [*ἑπτὰ*, seven], $C_{27}H_{56}$. A hydrocarbon contained in beeswax.

Heptad (*hep'-tal*) [*ἑπτὰ*, seven]. In chemistry, an atom whose equivalence is seven atoms of hydrogen, or that can be combined with, substituted for, or replaced by, seven atoms of hydrogen.

Heptagynian (*hep-taj-in'-e-an*). See *Heptagynous*.

Heptagynious (*hep-taj-in'-e-us*). See *Heptagynous*.

Heptagynous (*hep-taj-in'-us*) [*ἑπτὰ*, seven; *γυνή*, female]. In biology, having seven pistils or styles.

Heptamerous (*hep-tam'-er-us*) [*ἑπτὰ*, seven; *μέρος*, a part]. In biology, consisting of seven parts; having the organs in sevens.

Heptandrous (*hep-tan'-drus*) [*ἑπτὰ*, seven; *ἄνθρωπος*, man]. In biology, having seven stamens.

Heptane (*hep'-tan*) [*ἑπτὰ*, seven], C_7H_{16} . A paraffin existing as a mobile, colorless liquid. It is contained in petroleum, and is also obtained from the resin of *Pinus sabiniana* by dry distillation. It is also called *abietene*, *theolin*, *erascene*, and *aurantin*. See *Hydrocarbons, Table of*.

Heptapetalous (*hep-tah-pe'-al-us*) [*ἑπτὰ*, seven; *πέταλον*, a leaf]. In biology, having seven petals.

Heptaphyllous (*hep-tah-fil'-us*) [*ἑπτὰ*, seven; *φύλλον*, a leaf]. In biology, having seven leaves.

Heptatomic (*hep-at-om'-ik*) [*ἑπτὰ*, seven; *ἄτομος*, an atom]. Same as *Heptavalent, q. v.*

Heptavalent (*hep-tav'-al-ent*) [*ἑπτὰ*, seven; *ταῖνος*, having power]. In chemistry, equal to seven atoms of hydrogen in combining or saturating power; applied to an atom that can be substituted for, or replaced by, seven atoms of hydrogen.

Heptalactone (*hep-to-lak'-ton*) [*ἑπτὰ*, seven; *lac*, milk], $C_7H_{12}O_5$. A substance formed from tetracrylic acid by reducing with hydrobromic acid. It melts at $11^\circ C.$, and boils at $220^\circ C.$

Heptoses (*hep-tos'-ez*) [*ἑπτὰ*, seven]. A division of the glucoses, of the composition $C_7H_{14}O_7$. They are prepared by reducing the corresponding heptonic acids, $C_7H_{14}O_8$ (their lactones), with sodium amalgam. They have similar properties to the hexoses, and are not fermented by yeast. See *Carbohydrates, Table of*.

Heracleum (*her-ak-le'-um*) [*Ἡράκλειος*, Hercules]. A genus of umbelliferous plants, the cow-parsnips. Several species, especially **H. lanatum**, in North America, and **H. tauricum**, in Europe, are diuretic and expectorant, and the roots and seeds are recommended for use in epilepsy. Unof.

Herapath's Method. A method for determining the presence of minute quantities of quinin. For a test-fluid use—

	Metric.	Apoth.
Glacial acetic acid,	12 c.c.	(3.24 f3).
Ninety-five per cent. alcohol,	4 c.c.	(1.05 f3).
Dilute sulphuric acid,		7 drops.

A drop of this is put on the slide, and a very minute amount of the quinin-containing substance added.

When dissolved, add an extremely minute drop of an alcoholic solution of camphor. The first effect is the production of the yellow, granular, colored compound of resin and putres, which forms as a small circular spot, the alcohol is rapidly evaporated, which, by a sort of capillary attraction, draws the fluid away; after a time the appearance changes, flows over the spot, and the formation of a crystalline coat of iodopium at the edges is observed. The crystals are white. This test succeeds best with a solution of iodine in heat.

Herapathite (*her'ap-ath-it*) [*her'ap-ath*, an English name], a form of barium sulphate, occurring in nature as a mineral. It has been used as a remedy in various cases of cancer; in microscopical examinations, it gives light.

Herbaceous (*her'be-ous*) [*herb*, grass]. In biology: 1. Applied to stems or other organs that have a soft, green, succulent stem, and perish at the close of the growing season. 2. Feeding upon herbs.

Herb-juice Cure. See *Herb*.

Herbaceous (*her'be-ous*) [*herb*, grass]. In biology: 1. Applied to stems or other organs that have a soft, green, succulent stem, and perish at the close of the growing season. 2. Feeding upon herbs.

Herbalist (*her'bal-ist*) [*herb*, grass]. An old name for a practitioner of heresy, chiefly designating a book on the medicinal virtues of herbs.

Herbalist (*her'bal-ist*) [*herb*, grass]. An herb doctor or a similar, as a so-called botanic physician.

Herbarium (*her'ber-ee-um*) [*herba*, grass]. A collection of dried plants arranged for study; a *hortus*

Herbivorous (*her'be-kiv-er-us*) [*herba*, herbage; *voro*, to eat]. Omnivorous; feeding upon both animal and vegetable food.

Herbivora (*her'be-er-ee*) [*herba*, grass; *vorare*, to devour]. A name given to a division of mammalia. Applies that feed on vegetation.

Herbivorous (*her'be-er-ee*) [*herba*, grass; *vorare*, to devour]. A descriptive term applied to animals that feed on vegetation.

Herbst's Corpuscles. A variety of sensory end-organs placed in the mucous membrane of the tongue of the dogfish, which resemble small Vater's corpuscles, but the granules are tinier and closer to each other, while the cells under within the central core is bordered and lined by a row of nuclei.

Hercogamy (*her'ko-gem-ee*) [*heros*, a fence; *gamos*, marriage]. In biology, the prevention of impregnation or fertilization by some structural obstacle; as in the ovaries.

Herculeus morbus (*her'ku-le-us mor'bus*) [L., See *Heracles*].

Hereditary (*her'ed-it-er-ee*) [*heres*, an heir]. Acquired by inheritance. **H. Disease**, one transmitted from parent to offspring. **H. Parts**. See *Determinate*.

H. Syphilis. See *Syphilis*.

Heredity (*her'ed-ee-ti*) [*heres*, heredity]. The transmission of the transmission of physical or mental characteristics from ancestor to offspring. **Darwin's Theory of Heredity**, or the **Hypothesis of Pangenesis**, supposes that each of the different parts of the body, termed *Pangenesis* (*Pan*, all of the body; *genes*, that are capable of reproduction), are included in and constitute the germ-plasm, and reproduce all of the characteristics of the parent.

Theory of the Continuity or "Immortality" of Germ-plasma. Proposed by *Nieuwenh*, proposing that the germ-plasm is not derived from the body of the parent, but is an essential and independent element, and that it is not derived from the germ-plasm, but is an essential and independent element, and that it is not derived from the germ-plasm, but is an essential and independent element.

the germ-substance of another generation, by the corollary that the whole nature of the animal or plant depends upon its germinal substance, and that the resemblance of the offspring to the parent is due to every gonoblast containing some germinal matter.

According to Nussbaum and Weissmann the cells of the embryo are separated into two kinds: (1) The *germ-cells*, which become the sexual elements; (2) The *somatic cells* or *body-cells*, used as building-material (*Somatoplasm*) of the individual.

Kölliker and others have demonstrated that no sharp distinction exists between germ cells and somatic cells, so that speculations based on such assumed difference necessarily fall to the ground. **Nægele's Theory of Idioplasm and Nutritive Plasma**, is a definite theory of germinal continuity; he assumes the formative force to reside in a specific material substratum, *i. e.*, *idioplasm*—essentially identical with Weissmann's germ-plasma. Minot assumes idioplasm to be the *nuclear substance*, chromatin, the essential factor in the function of heredity, and the nucleus, therefore, the organ of hereditary transmission. **De Vries' Theory of Intracellular Pangenesis**, suggests that the nuclear substance of the germ plasma is composed of minute particles, *Pangenes*, not cells, but the bearers of the properties of the cells. There are also in the nucleus *Nuclear Rods*, called also *Idants*, and *Chromatin Rods*, which are built up of a series of ancestral plasmas, called *Ids*, each representing "an individuality."

The doubling and multiplication of these idants prior to fertilization is in the interest of variety, or variation of form and character of the subsequent individual. This theory claims the same independence for all constituent parts of the cell-body as Weissmann claimed for those of the nucleus. The entire cell is called the *Protoplast*, and its various living, independent parts are called *Pangenes*. The cell is thus likened to a compound organism or colony.

Hering's Experiment. A delicate test of stereoscopic vision in which the perception of degrees of depth is tested by means of falling bodies, seen through a long tube. **H.'s Theory**. See *Color-sensation*.

Hermann's Difference-theory. See *Difference*. **H.'s Theory**, a theory as to the causation of muscular contraction; he claims that the formation of carbonic anhydrid on contraction is not simply due to oxidation, but rather to the decomposition of inogen, with the formation of certain simpler products, of which carbonic anhydrid is one, and sarcolactic acid and myosin the others.

Hermaphroditism, or **Hermaphroditism** (*her-maf'ro-dit-izm*, *her-maf'ro-dit-izm*) [*Ἑρμῆς*, Mercury; *Ἀφροδίτη*, Venus]. The co-existence in a single individual of completely developed ovaries and testicles, or of at least one of each gland. **H., Bilateral**, an ovary and a testicle on each side. **H., Complex**, a rare instance of hermaphroditism in which there are present both the internal and external organs of either sex.

H., Double. Same as *H., Complex*. **H., Lateral**, an instance in which male organs (especially a testicle) are more or less developed on one side, and female organs (especially an ovary) on the opposite side.

H., Protandrous, applied to the phenomenon as exhibited by most hermaphrodite platode worms, of developing the male sexual products before the female.

H., Spurious, doubtful, but not double, sex. **H., Transverse**, an instance in which the external organs indicate the one sex, and the internal the opposite.

H., Unilateral, on one side an ovary and a testicle, on the other an ovary or a testicle. **H., Vertical**. Same as *H., Complex*.

Hermaphrodite (*her-maf'ro-dit*) [*Ἑρμῆς*, Mercury];

'Αφροδίτη, Venus]. An individual affected with hermaphroditism, *q. v.*; usually the condition is due to some congenital malformation of the genital organs, such as epispadias, hypospadias, cleft of the scrotum, etc., that makes the determination of sex somewhat doubtful. For varieties, see *Hermaphroditism*.

Hermaphroditic (*her-maf-ro-dit'-ik*) [Ἑρμῆς, Mercury; Ἀφροδίτη, Venus]. Pertaining to hermaphroditism, *q. v.* See also *Teratism*.

Hermaphroditism (*her-maf'-ro-dit-izm*). Same as *Hermaphroditism*.

Hermetic, Hermetical (*her-met'-ik, her-met'-ik-al*) [Ἑρμῆς, the god Mercury, the reputed founder of alchemy]. Pertaining to chemistry. Also, having resistance to chemic action. Also, protected from exposure to air. **H. Medicine**, alchemistic or spagyric practice.

H. Sealing, the closure of an outlet by cementation or fusion, so that it is impervious to air. Also, the closing or covering of a wound by impervious dressings.

Hermodyctyl (*her-mo-dak'-til*) [Ἑρμῆς, Mercury; δάκτυλος, finger]. The root or bulb of *Colchicum variegatum*, or *C. autumnale*; also of *Iris tuberosa*. It was formerly prized in medicine, but is now little used, except in India. **Unof**.

Hernia (*her'-ne-ah*) [*hernia*, from ἔρως, sprout]. A tumor formed by the protrusion of the contents of a cavity (usually the abdominal) through its wall. Hernias may be called after their locality, *Epigastric, Femoral, Inguinal, Perineal, Scrotal, Umbilical*, etc.; according to their condition, *Encysted, Reducible, Strangulated, Purulent*, etc.; according to their contents, *Cerebral, Intestinal, Omental, Vesical*, etc.; or, lastly, according to their origin, *Acquired, Congenital, Infantile*, etc. **H., Abdominal**, a protrusion of a portion of the abdominal viscera through some portion of the parietes. **H., Bèclard's**, a hernia through the saphenous opening. **H., Birkett's**, a hernia of the synovial membrane of a joint, following laceration of the capsular ligament. **H. of the Bladder**, the protrusion of a part of the bladder through one of the openings of the abdominal cavity, viz.: the femoral ring, or external adominal ring; or it may form part of a ventral hernia after celiotomy or injury, or it may take place through an opening in the floor of the pelvis; the term was also formerly applied to cystocele, *q. v.* **H. of Brain**. See *Fungus cerebri*. **H., Bruggiser's**. Same as *H., Properitoneal*. **H., Bursal**. Same as *H., Birkett's*. **H. carnososa**. Synonym of *Elephantiasis arabum*. **H., Cecal**, a hernia containing the cecum (with or without other parts of the bowel). **H. cerebri**. See *Fungus cerebri*. **H., Chronic**, an old hernia. **H. of Cloquet**. See *H., Pectineal-crural* and *Diseases, Table of*. **H., Complete**, a hernia in which the sac and its contents have passed the hernial orifice. **H., Congenital**, a form of indirect inguinal hernia in which the vaginal process of the peritoneum having remained patulous, the bowel descends at once into the scrotum, in direct contact with the testicle. See also *H. of the Cord*. **H., Cooper's**, a variety of femoral hernia with a diverticulum through the superficial fascia. See also, *Diseases, Table of*. **H. of the Cord**, a congenital condition resulting from arrest of development of the lateral plates, with persistence of the omphalic duct. If the latter does not wither away, the fetal intestines are drawn out into the cord, giving rise to congenital umbilical hernia. **H., Crural**. See *H., Femoral*. **H., Cruro-properitoneal**, a variety in which an additional sac exists between the peritoneum and abdominal wall, in the cellular tissue of the pelvis, and at the side of the bladder. **H., Cystic**. Same as *Cystocele, q. v.* **H., Dia-**

phragmatic, a protrusion of a portion of some of the abdominal viscera into the thorax, through a congenital defect in the diaphragm, or through a dilatation or laceration of one of the natural openings. **H., Direct Inguinal**. See *H., Inguinal, Direct*. **H., Dorsal**. Synonym of *H., Lumbar*. **H., Encysted** (of *Cooper*); this form occurs when the ventral orifice closes, but the tunica vaginalis remains patulous, allowing the hernia to descend within the latter, pushing before it the thin septum. **H., Epigastric**, a hernia in the linea alba, between the ensiform cartilage and the umbilicus. **H., External**, one appearing upon the external surface of the body. **H., Femoral**, a protrusion of the abdominal contents through the femoral canal, the tumor appearing on the upper inner aspect of the thigh, below Poupart's ligament. **H. of the Foramen ovale**. See *H., Obturator*. **H. into the Foramen of Winslow**, a lodgment of a portion of intestine in the foramen of Winslow. **H., Funicular**, a hernia into the umbilical cord. See *H., Infantile*. **H., Gastric**. See *Gastrocele*. **H., Goyrand's** or *Gourand's*. See *H., Inguino-interstitial*. **H., Guttural**. Synonym of *Goiter*. **H. of Hesselbach**, a femoral hernia with a diverticulum through the cribri-form fascia, the hernia presenting a lobulated appearance. See also, *Diseases, Table of*. **H. of Holthouse**. See *H., Inguino-crural*. **H., Humoral**. Synonym of *Epididymitis*, or *Swelled Testicle*. **H., Incarcerated**, an old irreducible hernia which has become occluded by the accumulation of gas, feces, or undigested food, thus causing obstruction of the bowels. **H., Incomplete**, one that has not entirely passed through the hernial orifice. **H., Infantile**, that form of direct inguinal hernia that occurs when the funicular portion of the vaginal process of peritoneum has remained patulous. **H., Infantile** (of *Hey*). See *H., Encysted*. **H., Hey's**. See *H., Enysted*. **H., Infrapubic**. Same as *H., Obturator*. **H., Inguinal**, a hernia occupying wholly, or in part, the inguinal canal. **H., Inguinal, Direct**, a protrusion of the abdominal viscera through the parietes at the site of the external abdominal ring, without having traversed the inguinal canal. **H., Inguinal, External**. See *H., Inguinal, Indirect*. **H., Inguinal, Indirect**, one in which the protrusion occurs at the internal ring, and passes along the inguinal canal. **H., Inguinal, Internal**. See *H., Inguinal, Direct*. **H., Inguinal, Oblique**. See *H., Inguinal, Indirect*. **H., Inguino-crural**, or **H. of Holthouse**, a variety of suddenly-developed oblique inguinal hernia, in which, owing to the non-descent of the testicle, or to other causes, the hernia protrudes outward along the fold of the groin. **H., Inguino-interstitial**, an incomplete inguinal hernia. **H., Inguino-labial**, a variety of oblique inguinal hernia in the female, corresponding to the inguino-scrotal hernia of the male. **H., Inguino-properitoneal**, or **H. of Krönlein**, a hernia, with a prolongation of the hernial sac in various directions, within the abdominal walls. **H., Inguino-scrotal**, the common form of oblique inguinal hernia in men past middle life. **H., Intermuscular**. Same as *H., Inguino-properitoneal*. **H., Interparietal**. Same as *H., Inguino-properitoneal*. **H., Inveterate**. See *H., Chronic*. **H. of Iris**, a prolapse of a portion of the iris after iridectomy, trauma, etc. **H., Irreducible**; a hernia is called irreducible when the protruded viscera cannot be returned to the abdomen by manipulation, with complete disappearance of the symptoms. **H., Ischio-rectal**. Same as *H., Perineal*. **H., Ischiatic**, a protrusion of the bowel through the great sacrosacral foramen. **H.-knife**, a probe-pointed knife for incising the constriction of a hernial sac. **H. of**

Krönlein. See *H.*, *Inguinal*. *H.*, Labial, a protrusion of the bowel between the vagina and the ramus of the ischium into a vulva mapus. *H.* of Laugier, a tumor which grows through Gimbernat's ligament. See also *H.*, *Labial*. *H.* of Littre, a hernia of the bowels, which has a portion of the omentum constricted at its internal orifice. There is not, therefore, any constriction. *H.* of the Liver. See *H.*, *Abdominal*. *H.*, Lumbar, a pro-

trusion at which the fascia is deficient. *H.*, Obstructed. See *H.*, *Incarcerated*. *H.*, Obturator, a protrusion of bowel through the obturator foramen. *H.*, Omental, a hernia containing omentum. This condition is also called *Epiplocele*, *q. v.* *H.* of Ovary, a hernia including ovary, wholly or in part. *H.*, Parainguinal. Same as *H.*, *Properitoneal*. *H.* of Partridge, a femoral hernia, external to the femoral vessels. See, also, *Diseases*, *Table of*. *H.*, Pectineal-



The pillars of the canal held up.

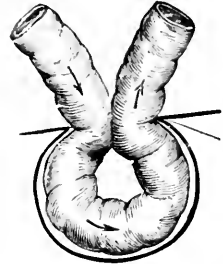


The pillars sutured, the cord held up.

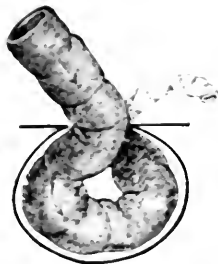


The deep fascia closed over the cord.

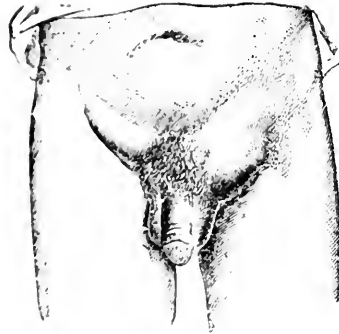
RADICAL OPERATION FOR INGUINAL HERNIA. (After Bassini.)



AN UNSTRANGULATED HERNIA.

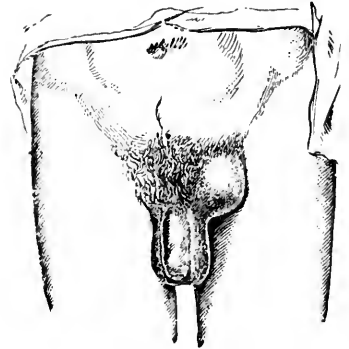


A STRANGULATED HERNIA.



OBLIQUE INGUINAL HERNIA.

Bubonocoele on right side, but passing through external ring on left.



DIRECT INGUINAL HERNIA.



crural, or *H.* of Cloquet, a variety in which, after passing the femoral ring, the hernia turns within and behind the femoral vessels, resting on the pectineus muscle. *H.*, Perineal, a protrusion of the abdominal contents between the fibers of the levator ani muscle, in front of or to one side of the anus. *H.*, Petit's. Same as *H.*, *Lumbar*. *H.*, Pharyngeal. See *Pharyngocoele*. *H.*, Phrenic. Same as *H.*, *Diaphragmatic*. *H.*, Pleural. See *Pleurocoele*. *H.*, Properitoneal, a hernia occupying a position between the planes of the abdominal wall, in front of the parietal peritoneum. *H.*, Pudendal. Same as *H.*, *Labial*. *H.*, Reducible, one that may be returned or reduced by manipulation. *H.*, Retroperitoneal; in this form of hernia the small intestine lodges in the fossa duodeno-jejunalis. *H.*, Sciatic. Same as *H.*, *Ischiatic*. *H.*, Scrotal, that form of inguinal hernia in which the protrusion has entered the scrotum. *H.* of the Spleen. See *Splenocele*. *H.* of the Stomach. Same as *Gastrocele*. *H.*, Strangulated; a hernia is said to be strangulated when it is so tightly constricted at its neck as to interfere with its return, with the circulation of blood, and the passage of feces. *H.*, Synovial. See *H.*, *Birkett's*. *H.* of Testis, a protrusion of the seminiferous

trusion of the testis into the scrotum. *H.*, of the Lung. *H.*, Malgaigne's. Same as *H.*, *Mesenteric*. *H.*, Mesenteric, of *C. v.*; the protrusion of the small intestine forming in the mesentery. *H.* of Muscles, a variety, owing to muscular contraction, occurring after wounds, a hernia of this kind may occur at the point

tubules through a fistulous opening following abscess of the testicle. **H. of the Tongue.** See *Glossocoele*. **H. of the Trachea.** See *Tracheocoele*. **H., Thyroid.** See *H., Obturator*. **H., Umbilical,** a protrusion of the abdominal contents through the umbilicus. **H. of the Uterus.** See *Hysteroecoele*. **H., Vaginal,** a protrusion of the abdominal viscera between the uterus and rectum, forming a tumor on the vaginal wall. **H., Velpeau's,** a femoral hernia in front of the femoral vessels. **H., Ventral,** the name applied to protrusions of the abdominal contents through the abdominal walls in situations not usually subject to hernie; e. g., not at the abdominal rings or the umbilicus. **H., Vesical.** See *H. of the Bladder*. **Hernial** (*her'-ne-ál*) [*hernia*, a rupture]. Pertaining to hernia. **H. Sac,** the diverticulum of the peritoneum that accompanies a hernia. **Hernio-celiotomy** (*her'-ne-o-se-le-ol'-o-me*) [*hernia*, a rupture; *koí'ia*, belly]. Abdominal section for the relief of hernia. **Hernio-enterotomy** (*her'-ne-o-en-ter-ol'-o-me*) [*hernia*, a rupture; *έντερον*, bowel; *τομή*, a cutting]. Herniotomy combined with enterotomy. **Hernio-laparotomy** (*her'-ne-o-lap-ar-ol'-o-me*) [*hernia*, a rupture; *ζαράρα*, the flank; *τομή*, a cutting]. Same as *Hernio-celiotomy*. **Herniology** (*her-ne-ol'-o-je*) [*hernia*, hernia; *γίγνσις*, science]. That department of surgery which treats of the causes, diagnosis, and treatment of hernia. **Herniopuncture** (*her-ne-o-punk'-chür*) [*hernia*, hernia; *punctura*, a pricking]. The puncture of a hernia. **Herniotome** (*her'-ne-o-tom*) [*hernia*, hernia; *τομή*, cutting]. A hernia-knife. **Herniotomy** (*her-ne-ol'-o-me*) [*hernia*, hernia; *τέμνειν*, to cut]. Operation for the relief of hernia by section of the constriction. **Heroic** (*he-roí'-ik*) [*ήρωες*, a hero]. Bold or daring; rash or unusually severe; as *heroic* treatment or measures. **Herophilus, Torcular of.** See *Torcular*. **Herpes** (*her'-pēs*) [*ήπιος*; *ήρπεν*, to creep]. An acute inflammatory affection, characterized by the development of groups of vesicles on a patch of inflamed skin or mucous membrane. **H. catarrhalis,** herpetic fever; a form of herpes accompanying the onset or crisis of acute febrile disorders, and frequently following a rigor, of which it may be the sole sequel. It is most common in spring and autumn. Its forms are *H. facialis* and *H. progenerialis*. **H. circinatus.** See *Tinea circinata*. **H. circinatus bullosus.** See *Hydroa herpeticiforme*. **H. desquamans.** See *Tinea imbricata*. **H. esthiomenos.** See *Lupus*. **H. facialis,** *Herpes labialis*; *Herpes febrilis*; *Hydroa febrile*: an acute, non-contagious, inflammatory disorder of the skin that appears in the form of one or more groups of vesicles. It is commonly called *fever-blisters*. Its usual seats are the lips, angles of the mouth, and the face, generally below the forehead. Owing to its relation to digestive derangements the ulcers are often termed "*dyspeptic ulcers*." **H. febrilis.** See *H. facialis*. **H. gestationis.** See *Hydroa herpeticiforme*. **H. iris,** a form of erythema in which a vesicle is seated on an erythematous base. It is usually seen on the backs of the hands and feet. **H. labialis.** See *H. facialis*. **H. miliaris.** Synonym of *Eczema*. **H. phlyctenodes,** Willan's name for *Herpes zoster* occurring elsewhere than on the trunk. **H. preputialis.** See *H. progenerialis*. **H. progenerialis,** *Herpes preputialis*: a form of *H. simplex*, in which vesicles occur upon the glans and prepuce, from the size of a pin's head to that of a small pea. They number from two or three to a dozen. The condition is most common in males.

H. pyæmicus. See *Impetigo herpeticiformis*. **H. simplex.** A synonym of *H. catarrhalis*. **H. tonsurans.** See *Tinea tonsurans*. **H. tonsurans maculosus.** See *Pityriasis rosea*. **H. zoster,** *Zoster*; *Zona*; *Shingles*; *Luis sacer*: an acute inflammatory disease of the skin, which consists of grouped vesicles on a reddened base, the lesions being distributed in relation to the course of the cutaneous nerves, and, as a rule, unilateral. They are usually seen in the course of the intercostal nerves, but may follow the course of any nerve. The outbreak of the eruption is usually preceded by severe neuralgic pain. The condition occurs most frequently in young people and in the autumn and spring of the year. **H. z. ophthalmicus,** following the course of the ophthalmic nerve. **Herpetic** (*her-pet'-ik*) [*ήπιος*, herpes]. Pertaining to herpes. **H. Bridge.** See *Bridge*. **H. Fever.** See *Herpes catarrhalis*. **H. Sore-throat.** See *Tonillitis, Herpetic*. **Herpetiform** (*her-pet'-if-orm*) [*ήπιος*, herpes; *forma*, form]. Having a likeness to herpes. **Herpetism** (*her'-pet-izm*) [*ήπιος*, herpes]. The herpetic diathesis; a constitutional predisposition to herpes. **Herpetography** (*her-pet-og'-ra-fi*). Same as *Herpetology*. **Herpetoid** (*her'-pet-oid*) [*ήπιος*, a reptile; *ειδος*, likeness]. In biology, resembling a reptile. **Herpetology** (*her-pet-ol'-o-je*) [*ήπιος*, herpes; *γίγνσις*, treatise]. The science of skin-diseases, especially those of an herpetic nature. **Herpetology** (*her-pet-ol'-o-je*) [*ήπιος*, a reptile; *λέγω*, to speak]. The classified knowledge of reptiles. **Hertwig's Theory.** A theory of immunity founded upon the chemotactic action of certain chemie substances. The fact of cardinal importance in this theory is that negative chemotropism may, under certain conditions, become positive. **Hesperetic Acid** (*hes-per-et-in'-ik*). See *Acid*. **Hesperidin** (*hes-per-id-in*) [*Εσπερος*, Hesperus]. $C_{22}H_{26}O_{12}$. A glucosid present in the unripe fruit of oranges, lemons, etc. It separates from alcohol in fine needles, and melts at $251^{\circ} C$. **Hesperidium** (*hes-per-id'-e-um*) [*Εσπερος*, Hesperus (in allusion to the golden apples of the Hesperides); *πλ.*, *Hesperidia*]. In biology, an orange-like fruit, having a succulent flesh covered with a leathery rind; a variety of berry. **Hesse's Apparatus.** An apparatus for air-analysis. **Hesselbach's Hernia.** See *Hernia*, and *Diseases, Table of*. **H.'s Triangle.** See *Triangles, Table of*. **Hessian Crucible** (*hesh'-yan kruz'-sib-l*). A crucible made of fine clay and sand, and used for melting gold, silver, and their alloys in the manufacture of gold and silver plates and solders. **H. Purple.** See *Pigments, Conspectus of*. **H. Violet,** and **H. Yellow.** See *Pigments, Conspectus of*. **Hesthogenous** (*hes-thoj'-eu-us*) [*ήσθης*, dress, clothing; *γόνος*, offspring]. In biology, applied to birds that are hatched with a covering of down; *pl. pedic*, opposed to *gynagenous, psilopedic*. **Heteracanth** (*het'-er-ak-anth*) [*ήτερος*, other; *ακανθα*, spine]. In biology, applied to fishes in which the dorsal and anal fin-spines are asymmetric. **Heteracephalous** (*het-er-a-sef'-al-us*) [*ήτερος*, other; *κεφαλή*, head]. See *Heterocephalus*. **Heteracmy** (*het-er-ak'-me*) [*ήτερος*, other, different; *ἀκμή*, prime, maturity]. In biology, applied to plants in which cross-fertilization is secured by the heterochronous maturing of the stamens and pistils. **Heteradelph** (*het'-er-ad-el'*). See *Heteradelphus*. **Heteradelphia** (*het-er-ad-el'-fe-ah*) [*ήτερος*, other; *ἀδελφός*, brother]. Heteradelphous teratism.

- series of states from those exhibited by the parents, and do not return into the cycle of the parents (Huxley). Milne-Edwards has substituted the word *Xenogenesis*, *q. v.*
- Heterogenesis** (*het-er-o-jen-eh-ik*) [*ἕτερος*, other; *γένεσις*, generation]. Pertaining to heterogenesis.
- Heterogenist** (*het-er-oh'-eh-ist*). See *Abiogenesis*.
- Heterogeny** (*het-er-oh'-eh-eh*). Same as *Heterogenesis*.
- Heterogonous** (*het-er-oh'-o-nus*) [*ἕτερος*, other; *γόνος*, generation]. In biology, having several kinds of flowers as regards the length of the stamens and styles; hetero-styled. Cf. *Dimorphous*, *Trimorphous*.
- Heterogony** (*het-er-oh'-o-ne*) [*ἕτερος*, other; *γόνος*, generation]. A form of reproduction that consists in the occurrence, in the cycle of development, of individuals differing in structure from the parent forms and existing under special conditions of nutrition.
- Heterogynous** (*het-er-oh'-in-us*) [*ἕτερος*, other, different; *γύνη*, female]. In biology, applied to certain groups of insects among which there are two kinds of females, one sexually perfect, the other not.
- Heteroinfection** (*het-er-o-in-fek'-shun*) [*ἕτερος*, other; *inficere*, to taint]. 1. Infection transmitted by a person who is himself not infected. 2. Infection of any organism by a poison not produced within itself; opposed to auto-infection.
- Heteroinoculation** (*het-er-o-in-ok-u-lal'-shun*) [*ἕτερος*, other; *inoculatio*, an grafting]. Inoculation of one person by another.
- Heterokinesis** (*het-er-o-kin-eh'-sis*) [*ἕτερος*, different; *κινεῖν*, to move]. In biology, Weismann's term for that kind of nuclear division in which the two daughter-nuclei contain different kinds of idioplasm, *i. e.*, nuclear division depending upon a heterogeneous grouping of the primary constituents and resulting in parts containing dissimilar hereditary tendencies. Cf. *Homeokinesis*.
- Heterolalia** (*het-er-o-lal'-le-ah*) [*ἕτερος*, other; *λάλια*, talk]. The utterance of words other than those intended by the speaker; heterophemy.
- Heterologous** (*het-er-oh'-o-gus*) [*ἕτερος*, other; *λόγος*, relation]. Differing in structure or form from the normal. **H. Series**, a series derived from each other by chemic metamorphoses. **H. Tissues**, morbid tissues that have no structural relation with the normal tissues of the part. **H. Tumors**, tumors constituted of a different tissue from that of the part in or on which they are situated.
- Heterology** (*het-er-oh'-o-jeh*) [*ἕτερος*, other; *λόγος*, relation]. Abnormality in nature, form, or structure; development of an abnormal structure.
- Heterolopia**, **Heterology** (*het-er-o-lol'-pe-ah*, *het-er-oh'-o-pek'*) [*ἕτερος*, other; *λοπός*, scale]. The presence of abnormal scales, crusts, or scabs.
- Heteromastigata** (*het-er-o-mas'-tigh-ah*) [*ἕτερος*, other, different; *μάστις*, a whip]. In biology, having more than one kind of flagellum.
- Heteromerous** (*het-er-oh'-er-us*) [*ἕτερος*, other; *μέρος*, a part]. In biology, having homologous parts diversely composed.
- Heteromorphism** (*het-er-o-mor'-fiz-m*) [*ἕτερος*, other; *μορφή*, form]. A condition marked by difference in form, as compared with the normal form. In chemistry, the property of crystallizing in different forms. In biology: 1. A state of deviation from a type or norm. 2. Exhibiting different forms at different stages in the life-history.
- Heteromorphosis** (*het-er-o-mor-foh'-sis*) [*ἕτερος*, other; *μόρφωσις*, formation]. Malformation or deformity; any disease characterized by deformity.
- Heteromorphous** (*het-er-o-mor'-fias*) [*ἕτερος*, other; *μορφή*, form]. Differing from the normal in form.
- Heteronephrotrophy** (*het-er-o-nef-rot'-ro-feh*) [*ἕτερος*, other; *νεφρός*, kidney; *τροφή*, nutrition]. Malnutrition or degeneration of any part of the kidney.
- Heteronomous** (*het-er-oh'-o-nus*) [*ἕτερος*, other; *νόμος*, law]. In biology, diversification in any series or set of morphologically related structures through specialization.
- Heteronomy** (*het-er-oh'-o-nie*) [*ἕτερος*, other; *νόμος*, law]. 1. Subordination to a law of adaptive modification. 2. The presence of segmentation. Cf. *Autonomy* and *Homonomy*.
- Heteronym** (*het-er-oh'-nim*) [*ἕτερος*, other; *ὄνομα*, name]. An unrelated synonym; a name in one language that corresponds to the same name in another language, but has no near derivative relationship thereto.
- Heteronymous** (*het-er-oh'-im-us*) [*ἕτερος*, other; *ὄνομα*, name]. Not homonymous; applied to crossed double visual images, such as are seen when there is a relative divergence of the eyes.
- Heteronymy** (*het-er-oh'-im-eh*) [*ἕτερος*, other; *ὄνομα*, name]. A system of polyglot nomenclature in which exact synonyms are used in each language to represent corresponding but unrelated words in other languages; compare *paronymy*.
- Hetero-osteoplasty** (*het-er-o-oh'-te-oh'-plah-te*) [*ἕτερος*, other; *ὀστέον*, bone; *πλάσσειν*, to form]. The surgical grafting of bone, especially with a graft taken from a bone of one of the lower animals.
- Heteropagus** (*het-er-oh'-ag-us*) [*ἕτερος*, other; *πηγνίναί*, to unite]. A monstrosity with normal head, upper and lower extremities, but with a parasite attached to the anterior abdominal wall. The parasite has a head and extremities.
- Heteropathic** (*het-er-oh'-path'-ik*) [*ἕτερος*, other; *πάθος*, disease]. Pertaining to or making use of heteropathy.
- Heteropathy** (*het-er-oh'-ath-eh*) [*ἕτερος*, other; *πάθος*, affection]. The treatment of a disease by inducing a different morbid condition to neutralize it. Abnormal reaction to stimulus or irritation.
- Heteropelmous** (*het-er-oh'-pel-mus*) [*ἕτερος*, different; *πέλινα*, the sole of the foot]. In biology, applied to birds in which each of the flexor tendons of the sole of the foot splits into two.
- Heterophagous** (*het-er-oh'-ag-us*) [*ἕτερος*, other, different; *φαγεῖν*, to eat]. In biology, applied to young animals that require to be fed by the parents; altricial.
- Heterophemism** (*het-er-oh'-em-izm*). See *Heterophemy*.
- Heterophemy** (*het-er-oh'-em-eh*) [*ἕτερος*, other; *οἰμνη*, utterance]. The utterance of one thing when another is intended; heterolalia.
- Heterophonia** (*het-er-oh'-ne-ah*) [*ἕτερος*, other; *φωνή*, voice]. Abnormal quality or perversion of the voice.
- Heterophthalmia** (*het-er-oh'-al'-feh-ah*) [*ἕτερος*, other; *ὄφθαλμός*, tending; *ἀλγος*, pain]. Eye-strain or ocular pain caused by heterophoria.
- Heterophoria** (*het-er-oh'-feh-ah*) [*ἕτερος*, different; *ὄφθαλμός*, tending]. A tending of the visual lines in some other way than that of parallelism. It may be **Esophoria**, a tending of the lines inward; or **Exophoria**, outward; or **Hyperphoria**, a tending of the right or left visual line in a direction above its fellow; **Hyperesophoria**, a tending of the visual lines upward and inward; **Hyperexophoria**, upward and outward.
- Heterophoric** (*het-er-oh'-feh'-rik*) [*ἕτερος*, other; *ὄφθαλμός*, tending]. Due to heterophoria.
- Heterophthongia** (*het-er-oh'-thong'-eh-ah*) [*ἕτερος*, other; *φθόγγος*, sound]. Synonym of *Centrilolquism*.
- Heterophyadic** (*het-er-oh'-feh'-ad'-ik*) [*ἕτερος*, other, different; *οὐράθαι*, to grow]. In biology, characterized by producing two kinds of stems, *e. g.*, one fertile, the succeeding one sterile.

Heterophyllous (*het-er-oh-fil-oo-s*) [*hetero*, other, different; *phyllon*, leaf]. In biology, producing more than one kind of leaves on the same stem, as in *Juncus tenuis*. var. *heterophyllus*, or having the leaves different in the several species of *J. tenuis*.

Heteroplasia (*het-er-oh-pla-zee-ah*) [*hetero*; other; *πλασσειν*, shape]. 1. Development of abnormal tissue; the presence of a part where it does not normally belong, or the presence of a part which is not normal. 2. The growth of a part that is not a part of an engrailed part, *embryos that are not derived from normal to the part in which they are found*.

Heteroplasm (*het-er-oh-plaz-m*) [*hetero*; other; *πλάσμα*, shape]. Heteroplastic material.

Heteroplastic (*het-er-oh-plas-tik*) [*hetero*; other; *πλασσειν*, to shape]. 1. Referring to heteroplasia. 2. Derived from heteroplasia.

Heteroplastid (*het-er-oh-plas-tid*) [*hetero*; other; *πλασσειν*, to shape]. A surgical graft.

Heteroplasty (*het-er-oh-plas-tee*) [*hetero*; other; *πλασσειν*, to shape]. 1. The use of a graft, as *Heteroplasty of the eye*. 3. Surgical transplantation of parts taken from another

Heteroprosopus (*het-er-oh-pros-op-us*) [*hetero*; other; *πρόσωπον*, face]. A genus with two faces; janus or Janus.

Heteropsychology (*het-er-oh-si-kol-oh-jee*) [*hetero*; other; *ψυχολογία*, psychology]. The study or science of the psychology of individuals other than those of the average human beings.

Heteropterous (*het-er-oh-ter-ee-us*) [*hetero*; other, different; *πτερον*, wing]. In biology, having the wings of different or quite distinct parts, as in the bugs.

Heterorexia (*het-er-oh-ree-ah*) [*hetero*; other; *ἕρεσις*, desire]. A disorder of the appetite.

Heteroscopy (*het-er-oh-skop-ee*) [*hetero*; other; *σκοπεῖν*, to look at]. Same as *heteroscopy*.

Heterosomatous (*het-er-oh-som-ee-us*) [*hetero*; other, different; *σῶμα*, body]. In biology, having the body of different parts which was varying from a type.

Heterosporous (*het-er-oh-spor-ee-us*) [*hetero*; other, different; *σπορίον*, spore]. In biology, bearing spores of different kinds, as *andromorpha* and *andropores*.

Heterostrophy (*het-er-oh-struf-ee*) [*hetero*; other, different; *τροφή*, turning]. In biology, a reversal in the direction of the growth of spiral shells.

Heterostyle (*het-er-oh-stil-ee*) [*hetero*; different; *στυλιον*, style]. Same as *heterostyle*.

Heterotaxia (*het-er-oh-tak-see-ah*). See *Heterotaxis*.

Heterotaxis (*het-er-oh-tak-see-ah*) [*hetero*; other; *τάξις*, or-der]. 1. The position or transposition of the parts of the body, as in formation of occasionally abnormal structures. 2. The position of the parts of the body, as in formation of commonly seen in the abdominal cavity of animals with nutrition or function of the parts. 3. The position of the parts of the body, as in formation of the parts. The

Heterotopia (*het-er-oh-top-ee-ah*) [*hetero*; other; *τόπος*, place]. 1. The position of a part of normal tissue, as in the position of a part of the brain, in which it is not normally found. 2. The position of a part of normal tissue, as in the position of a part of the brain, in which it is not normally found. 3. In biology, the position of a part of normal tissue, as in the position of a part of the brain, in which it is not normally found.

Heterotopic (*het-er-oh-top-ee-ik*). See *Heterotopia*.

Heterotopous (*het-er-oh-top-ee-us*) [*hetero*; other; *τόπος*, place]. Same as *heterotopia*.

Heterotopy (*het-er-oh-top-ee-ee*). Same as *Heterotopia*.

Heterotrophy (*het-er-oh-truf-ee-ah*). Same as *Heterotopia*.

Any perversion or disorder of nutrition, local or general. In biology, obtaining nourishment by some abnormal or unusual arrangement.

Heterotropia (*het-er-oh-truf-ee-ah*). See *Strabismus*.

Heterotropic (*het-er-oh-truf-ee-ik*) [*hetero*; other, different; *τροπος*, a turning]. In biology, applied to plants the different organs of which behave differently under the same form of irritation. Cf. *Anisotropic*.

Heterotropous (*het-er-oh-truf-ee-us*) [*hetero*; other; *τροπος*, turning]. In biology, applied to any organ or part which is turned in an unusual direction, as an embryo transverse to the axis of the seed; *amphitropous*.

Heterotypic (*het-er-oh-tip-ee-ik*), **Heterotypical** (*het-er-oh-tip-ee-ik-ah*) [*hetero*; other; *τυπική*, pattern]. Applied to a monstrosity consisting of a well-developed fetus from which grows an immature secondary fetus.

Heterotypus (*het-er-oh-tif-ee-us*) [*hetero*; other; *τύπος*, a type]. A double monster having the parasitic fetus hanging from the ventral wall of the principal subject.

Heteroxanthin (*het-er-oh-zan'-thin*) [*hetero*; other; *ξανθικός*, yellow], $C_{16}H_{16}N_2O_6$. A leukoamine isolated from urine in ISS4. In composition it is methyl-xanthin, and it is intermediate between xanthin and paraxanthin or dimethyl-xanthin; it exists in the urine of man in the same proportion as para-xanthin. It occurs in larger amount in the urine of leukemic patients. It is crystalline, soluble in hot water, insoluble in alcohol and ether. It is thought by Solomon to have its origin in the kidney. Its physiologic action is not yet fully known. Xanthin, heteroxanthin, and paraxanthin form normally an homologous series of xanthin-bodies in the urine.

Heubner's Disease. Syphilitic disease of the cerebral arteries. See *Diseases, Table of*.

Heuchera (*hu'-k-er-ah*). See *Alum-root*.

Heurteloup (*her'-tel-oo-p*) [after Baron Heurteloup, the inventor]. An artificial leech or cupping-apparatus.

Hewitt's Mixture. A mixture used in treating chlorosis. It consists of compound spirit of ether, compound tincture of lavender, and aromatic spirit of ammonia, each 2 drams; water sufficient to make 2 ounces. Of this one dram is given every two or three hours.

Hewson's Dressing. An application for wounds, tumors, etc., consisting of dry earth containing about 50 per cent. of clay. **H.'s Experiments**, experiments made to prove that the blood-vessels exert a restraining influence on coagulation.

Hexabasic (*heks-ah-bas-ik*) [*ἕξ*, six; *βάσις*, a base]. Replaceable by six basic atoms.

Hexactinal (*heks-ak'-tin-ah*) [*ἕξ*, six; *ἄκτις*, ray]. In biology, bearing six rays.

Hexad (*heks'-ad*) [*ἕξ*, six]. In chemistry, an element the atoms of which have six times the saturat- ing power or equivalence of the hydrogen atom.

Hexadactylism (*heks-ad-ak'-til-izm*) [*ἕξ*, six; *δάκτυλος*, a finger]. Having six fingers or toes.

Hexagynian (*heks-ah-jin'-ee-an*) [*ἕξ*, six; *γυνή*, female]. In biology, having six pistils or styles.

Hexahydric Alcohols (*heks-ah-hi'-drik*). See *Alco- hol*.

Hexamerous (*heks-am'-er-us*) [*ἕξ*, six; *μέρος*, part]. In biology, having six parts, or the parts in sixes.

Hexandrous (*heks-an'-dru-us*) [*ἕξ*, six; *ἄνδρ*, male]. In biology, having six stamens. It is also called *Hexan- drious*, *Hexandrian*.

Hexane (*heks'-an*) [*ἕξ*, six], C_6H_{14} . The sixth mem- ber of the paraffin series of hydrocarbons. It is a liquid, boiling at about 71° C., found in various natural oils.

Hexapetalous (*heks-ap-et'-al-us*) [ἕξ, six; ἑξάγων, a leaf]. In biology, having six petals.

Hexaphyllous (*heks-af-il'-us*) [ἕξ, six; φύλλον, leaf]. In biology, having six leaves or leaflets.

Hexapod (*heks-ap-od*) [ἕξ, six; πούς, foot]. In biology, having six feet, as the true insects.

Hexapodan (*heks-ap'-o-dan*). Same as *Hexapod*.

Hexapterous (*heks-ap'-ter-us*) [ἕξ, six; πτερόν, a wing]. In biology, having six wings or wing-like appendages.

Hexastemonous (*heks-as-tem'-o-nus*) [ἕξ, six; στήμων, warp, taken as stamen]. Same as *Hexandrous*.

Hexastichous (*heks-as'-tik-us*) [ἕξαστιχός, of six rows]. In biology, having the parts or organs arranged in six rows.

Hexatomic (*heks-at-om'-ik*) [ἕξάτις, six; ἄτομος, an atom]. In chemistry, consisting of six atoms; also applied to atoms that are hexavalent, and to alcohols or other compounds having six replaceable hydrogen atoms.

Hexavalent (*heks-av'-al-ent*) [ἕξάς, six; ζυλών, having power]. In chemistry, having the same saturating or combining-power as six hydrogen atoms, or a valence of six.

Hexicology (*heks-ik-ol'-o-je*). See *Hexiology*.

Hexiology (*heks-e-ol'-o-je*) [ἕξτις, habit; λογία, science]. The science of the relations of the organism to its environment.

Hexoses (*heks-o'-sez*) [ἕξάτις, six]. The aldehyd or ketone derivatives of the hexahydric alcohols. They occur frequently in plants, especially in ripe fruits. They are formed by the hydrolytic decomposition of all disaccharids and polysaccharids when they are boiled with dilute acids, or acted upon by ferments. They possess feeble reducing-power. They precipitate cuprous oxid from warm alkaline cupric solutions, one molecule of hexose precipitating about five atoms of copper. This is the basis of the method for the volumetric estimation of glucose by means of Fehling's solution. When exposed to *Schizomyces* the hexoses readily undergo fermentation. See *Carbohydrates*, *Table of*.

Hexylamin (*heks-il'-am-in*). See *Caproylamin*.

Hey's Hernia. See *Hernia*, *Encysted*. **H.'s Ligament**. See *Ligament*.

Hiaton (*hi-a'-shun*) [*hiare*, to gape]. The act of gaping or yawning. Cf. *Pandiculation*.

Hiatus (*hi-a'-tus*) [*hiare*, to gape]. A space or opening. Also, the vulva. **H. aorticus**. See *Aortic Opening*. **H. of Fallopius**, the shallow groove on the petrous portion of the temporal bone. **H. sacralis**, a slit-like opening on the posterior surface of the sacrum. It is continuous above with the spinal canal. **H. semilunaris**, a crescentic furrow upon the outer wall of the middle meatus of the nose.

Hibernaculum (*hi-ber-nak'-u-lum*) [L., a winter residence; cf. *Hibernacula*]. In biology, an organ fitted to protect delicate parts during the winter; a winter bud.

Hibernation (*hi-ber-na'-shun*) [*hibernus*, winter]. The dormant condition or winter-sleep of certain animals, notably bears, hedgehogs, etc., in which animation is almost suspended. Respiration and circulation are greatly reduced, and nutrition is performed mainly at the expense of the fatty tissues of the animal.

Hiccup, or Hiccough (*hik'-up*) [*hic*, a mimic word; ME., *cough*, a cough]. A spasmodic contraction of the diaphragm causing inspiration, followed by a sudden closure of the glottis.

Hickory (*hik'-or-e*) [an American Indian name]. The bark of shellbark hickory, *Licoria*, or *Carya alba*; it is tonic and anti-intermittent, and useful in malarial fevers. Dose of the fld. ext. ʒ ss-j. Unof.

Hicks (Braxton), Method of. In obstetrics a method of performing version. It is the bipolar or combined internal and external, method. **H.**, Sign of. See *Signs and Symptoms*, *Table of*.

Hidden Seizure. A popular name for various forms of slight or sudden epileptiform attacks.

Hide (*hid*) [ME., *hide*, skin]. The skin of an animal. The skins of the ox, cow, buffalo, horse, etc., that are utilized in the manufacture of leather, are especially so termed. If obtained from younger animals of the same kind, they are called *kips*. **H.-bound Disease**. See *Scleroderma*. **H.-bound Skin**. See *Scleroderma*. **H.-glue**. See *Glue*.

Hidro- (*hid'-dro-*) [ἰδρώς, sweat]. A prefix signifying sweat.

Hidra (*hid-ro'-ah*) [ἰδρωα, sweat-spots; sudamina]. Sudamina; any dermal lesion associated with or caused by profuse sweating.

Hidrocystoma (*hid-ro-sis-to-mah*) [ἰδρωα, sudamina; κύστις, a cyst; ὄμα, a tumor; pl., *Hidrocystomata*]. A variety of sudamina appearing on the face, especially in women in middle and advanced life.

Hidromancy (*hid'-ro-man-se*) [ἰδρώς, sweat; μαντεία, divination]. The forming of a prognosis from examination of the perspiration.

Hidronosus (*hid-ron'-o-sus*) [ἰδρώς, sweat; νόσος, disease]. Any disease of the sweat-glands.

Hidropedesis (*hid-ro-ped'-e-sis*) [ἰδρώς, sweat; πήδησις, a leaping]. Excessive sweating.

Hidroplania (*hid-ro-pla'-ne-ah*) [ἰδρώς, sweat; πλάνη, a wandering]. Sweating in an unusual portion of the body.

Hidropoïësis (*hid-ro-poi'-e-sis*) [ἰδρώς, sweat; ποίειν, to make]. The process of the formation and excretion of sweat.

Hidropoietic (*hid-ro-poi-et'-ik*) [ἰδρώς, sweat; ποίειν, to make]. Relating to hidropoësis; sudoriparous.

Hidrorrhea (*hid-ror'-e-ah*) [ἰδρώς, sweat; ῥοα, a flow]. Excessive flow of sweat.

Hidrosadenitis (*hid-rös-ad-en-it'-is*) [ἰδρώς, sweat; ἄδην, gland; ἰτις, inflammation]. Inflammation of the sweat-glands.

Hidroschesis (*hid-ros'-kes-is*) [ἰδρώς, sweat; σχίσσις, retention]. Retention or suppression of the sweat.

Hidrosis (*hid-ro'-sis*) [ἰδρώς, sweat]. 1. The formation and excretion of sweat. 2. Abnormally profuse sweating. 3. Any skin-disease marked by disorder of the sweat-glands.

Hidrotic (*hid-rot'-ik*) [ἰδρωτικός, producing sweat]. 1. Diaphoretic or sudorific. 2. A medicine that causes sweating.

Hidrotopathic (*hid-ro-to-path'-ik*) [ἰδρώς, sweat; πάθος, disease]. Relating to a morbid state of the perspiration function.

Hidrotopoïësis (*hid-ro-to-poi-e'-is*) [ἰδρώς, sweat; ποι-ειν]. Same as *Hidropoësis*.

Hidrotopoietic (*hid-ro-to-poi-et'-ik*). See *Hidropoietic*.

Hidrozymas (*hi-dro-zi-ma'-sez*) [ἰδρώς, sweat; ζύμα, ferment]. Sweat-ferments, including amylase, emulsin, and pepsin.

Hiera picra (*hi'-er-ah pi'-kra*) [L., sacred bitter]. Pulvis aloes et canelle. See *Aloes*.

Hieracium (*hi-er-a'-se-um*) [ἱεράκιον, hawk-weed]. A genus of composite-flowered herbs. In the old world, **H. murorum** and **H. pilosella**, and in the U. S., **H. scabrum** and **H. venosum** are popularly esteemed as useful remedies. They have astringent and pectoral qualities. Unof.

Hieralgia (*hi-er-al'-je-ah*) [ἱερόν, sacred, sacrum; ἄγος, pain]. Pain in the sacrum.

High (*hi*) [ME., *high*, high]. 1. Elevated far above a base. 2. Intensified in physical quality, as temper-

- Hircinous** (*her-si'-nus*) [*hircinus*, of a goat]. In biology, having a goat-like odor.
- Hircismus** (*her-si'-mus*) [*hirus*, a goat]. The goat-like odor sometimes emitted by the human axilla.
- Hircus** (*her'-kus*) [L., "goat"]. The tragus.
- Hirschfeld's Ganglion**. See *Ganglia*, *Table of*.
- Hirsute** (*her-sul'*) [*hirsutus*, rough, shaggy]. In biology, thickly covered with rough, shaggy hair.
- Hirsuties** (*her-su'-te-ez*) [*hirsutus*, shaggy]. Hypertrichosis; hypertrichiasis; polytrichia; trichauxis; that condition in which the hairs of the body are increased in number or size, or grow in unusual situations, or in normal situations in unusual length or number. **H. gestationis**, a growth of hair about the chin and lips in women in the course of pregnancy.
- Hirsutocinerous** (*her-su-to-sin-e'-re-us*) [*hirsutus*, hairy; *cinerous*, ashy]. In biology, having a hairy coat of an ashy-gray color.
- Hirtellous** (*her-tel'-us*) [*hirtus*, hairy]. Minutely hirsute; stiffly pubescent.
- Hirudiniculture** (*hi-ru'-din-e-kul-chur*) [*hirudo*, leech; *cultura*, culture]. The artificial breeding and rearing of leeches.
- Hirudo** (*hi-ru'-do*) [L.; *pl.*, *Hirudines*]. The leech, *q. v.*
- His, Bursa of**. A dilatation of the end of the archenteron described by His in a human embryo. **H.'s Granule-cell**, a granular cell resembling a leukocyte, found in the ovarian stroma. **H.'s Tissue**, a synonym of *Adenoid Tissue*.
- Hispid** (*his'-pid*) [*hispidus*, bristly]. In biology, bristly. Beset with rigid, spreading hairs or minute spines.
- Hispidulous** (*his-pid'-u-lus*) [*hispidus*, hairy]. In botany, minutely hispid; having short, stiff hairs.
- Histoid** (*his'-te-oid*). See *Histoid*.
- Histochemic** (*his-to-kem'-ik*) [*ιστός*, tissue; *χημεία*, chemistry]. Relating to histochemistry.
- Histochemistry** (*his-to-kem'-is-tre*) [*ιστός*, tissue; *χημεία*, chemistry]. The chemistry of the histologic elements of the body.
- Histodialysis** (*his-to-di-al'-is-is*) [*ιστός*, web; *διάλυσις*, a resolution]. The dissolution of organic tissue.
- Histogenesis** (*his-to-jen'-es-is*) [*ιστός*, web; *γένεσις*, generation]. In biology, the process of formation of cells and cell-products.
- Histogenetic** (*his-to-jen-e'-ik*) [*ιστός*, web; *γενῶν*, to produce]. Relating to histogenesis.
- Histogeny** (*his-toj'-en-e*). See *Histogenesis*.
- Histography** (*his-tog'-ra-fe*) [*ιστός*, tissue; *γράφειν*, to write]. A description or written account of the tissues.
- Histoheatin** (*his-to-hem'-at-in*) [*ιστός*, web; *αἷμα*, blood]. 1. A pigmentary extractive of the suprarenal bodies; it is found also in various other tissues in the lower animals. 2. One of a class of respiratory pigments; the intrinsic coloring-matters of the organs and tissues of invertebrates. The *histoheatin*s are of wide-spread occurrence in the tissues of both vertebrates and invertebrates. The best known is that found in muscles, viz., myoheatin, *q. v.*
- Histoid** (*his'-toid*) [*ιστός*, web; *εἶδος*, likeness]. Pertaining to tissue derived from the mesoblast, as a histoid tumor. See *Neoplasm*.
- Histokinesis** (*his-to-kin-e'-sis*) [*ιστός*, tissue; *κίνησις*, movement]. Movement that takes place in the minute structural elements of the body.
- Histologic, Histological** (*his-to-loj'-ik, his-to-loj'-ik-al*) [*ιστός*, tissue; *λόγος*, science]. Relating to histology.
- Histologist** (*his-tol'-o-jist*) [*ιστός*, tissue; *λόθος*, science]. One who is expert in histology.
- Histology** (*his-tol'-o-je*) [*ιστός*, tissue; *λόγος*, science]. The study of the intimate structure of tissues.
- Histolysis** (*his-tol'-is-is*) [*ιστός*, tissue; *λύσις*, dissolution]. Disintegration and dissolution of organic tissue.
- Histolytic** (*his-tol-il'-ik*) [*ιστός*, tissue; *λύσις*, dissolution]. Pertaining to histolysis.
- Histomorphology** (*his-to-morf-ol'-o-je*) [*ιστός*, tissue; *μορφή*, form; *λόγος*, science]. The morphology of the histologic elements of the body.
- Histon** (*his'-ton*) [*ιστός*, tissue]. A proteid prepared from the nuclei of cells. It belongs to the group of proteins known as albumoses or peptones.
- Histonomy** (*his-ton'-o-me*) [*ιστός*, tissue; *νόμος*, a law]. The laws of the development and arrangement of organic tissue.
- Histopathology** (*his-to-path-ol'-o-je*) [*ιστός*, tissue; *πάθος*, disease; *λόγος*, science]. The study of minute pathologic changes of states.
- Histophysiology** (*his-to-fiz-e-ol'-o-je*) [*ιστός*, web, tissue; *φύσις*, nature; *λόγος*, science]. The science of the functions of the tissues.
- History** (*his'-tor-e*) [*ιστορία*, a learning by inquiry]. A narrative; story. **H., Biologic**, the life-story of any animal. **H., Medical**, the account obtained from a patient as to his health, past and present, and the symptoms of his disease.
- Histotome** (*his'-to-tom*) [*ιστός*, tissue; *τομή*, cutting]. A microtome or other apparatus for cutting tissue for the study of its minute structure.
- Histotomy** (*his-tol'-o-me*) [*ιστός*, tissue; *τεμεῖν*, to cut]. The dissection of any organic tissue.
- Histotripsy** (*his-to-trip'-se*) [*ιστός*, web; *τρίψις*, a crushing]. The crushing of tissues by an ecraseur.
- Histotromy** (*his-tol'-ro-me*) [*ιστός*, tissue; *τρίβωμι*, tremor]. Fibrillary contraction.
- Histotrophic** (*his-to-trof'-ik*) [*ιστός*, tissue; *τροφή*, nourishment]. Concerning the nutrition of the tissues.
- Histozyeme** (*his'-to-zim*) [*ιστός*, tissue; *ζυμη*, leaven]. A ferment found by Schmiedeberg in the kidneys of pigs, and concerned in splitting up hippuric acid.
- Histrionic** (*his-tre-on'-ik*) [*histrion*, an actor]. Dramatic. **H. Mania**, insanity with affectation and lofty manner. **H. Muscles**, the expressional muscles of the face. **H. Spasm**, spasm of the histrionic muscles.
- Histrionism** (*his'-tre-on-izm*) [*histrion*, a player]. Dramatic action in insanity or in hysteria.
- Hitooch** (*hit-ooch'*). See *Hitouch*.
- Hitouch** (*hit-ooch'*) [Heb.]. Hitooch; the first step in the Jewish rite of circumcision. It consists in cutting off the prepuce.
- Hives** (*hi-z*) [origin uncertain]. A name loosely applied to almost any papular eruption of the skin. In Great Britain, the term is applied to *ereup, larvazitis*, and to *chicken-pox*; in the United States it is limited to a transitory form of *urticaria, q. v.*
- Hive-syrup**. See *Stilla* and *Antimonium*.
- Hoang-nan, or Hwang-nao** (*hwang-naw'*) [Chinese]. A Chinese preparation obtained from the bark of *Strychnos gaultheriana*. Its properties are due to a small percentage of strychnin. It is recommended as an alterative in syphilis, leprosy, and similar diseases, and is an alleged preventive of hydrophobia if given in large doses (gr. xv) during the period of incubation. Dose of the powdered drug gr. ij-v; of the aceto-alcoholic extract gr. ʒss-ʒj; of the tinct. ℥j-v.
- Hoar** (*hor*) [ME., *hoze*, hoar]. Gray; old.
- Hoarhound** (*hor'-hownd*). See *Marrubium*.
- Hoariness** (*hor'-e-nes*). See *Cavities*.
- Hoarse** (*hors*) [ME., *hoors*, harsh]. Harsh; grating; discordant; applied to the voice.
- Hoarseness** (*hors'-nes*) [ME., *hoarsnesse*, hoar-ness]. Harshness of the voice depending on some abnormal condition of the larynx or throat.

- Hob-nail Liver, or Hob-nailed Liver.** A liver covered with small bosselations like the heads of hob-nails; it is the result of cirrhosis, or of an old and persistent hyperemia. It is called also *con trunks* (*L. v.*).
- Hobokenius, Valves of.** A crescentic or ring like ridges on the inner surface of the umbilical vessels, producing constriction upon their outer surface.
- Hock** [*Ger. H. v. d. h. v.*]. White Hochheimer wine; any German white wine.
- Hock, Hough** [*ME. h. u. h. o. h. o. l.*]. The joint on the angle of a quadruped between the knee and the tarsus, corresponding to the ankle joint in man. In man, the lower part of the knee joint; the ham.
- Hodgen's Apparatus.** A modification of Smith's apparatus.
- Hodgkin's Disease.** See *Lymphadenoma* and *Disseminated Scrophulous Tubercle*.
- Hodgson's Dilatation, or Disease.** Dilatation of the aorta. It commences with inflammatory and scleriform changes in the tissues, going on to extrinsic dilatation, with dilatation of the first part of the aorta. There is sometimes involvement of the coronary vessels, with hypertrophy and dilatation of the heart. See *Journal of the F.*
- Hoe** [*ME. h. o. a. h. o. e.*]. A scraping instrument for the purposes of dentifrice, or in dentistry.
- Hoffmann's Anodyne.** See *Althoea*. **H.'s Violet.** See *Althoea*. **H.'s Method.** See *Treatment, Althoea*.
- Hofmeier's Method.** A method of expression of the brain. It is carried out by pressure on the head, the force being pressing from without upon the occipital condyles from both sides.
- Hofmeister's Method.** A method of removing protuberant nodules. To the liquid, rendered faintly acid, intended for boiling, add a solution of ferric chloride, made by saturating acetic acid with recently precipitated ferric hydrate. After boiling for a few minutes and filtering, a solution is obtained which contains neither protols nor iron. This method does not give the best results.
- Hog** [*ME. h. o. g. a. g. e. l. d. h. o. g.*]. 1. A gelded pig; a castrated pig. 2. A gutta. **H.-cholera,** a specific, acute contagious fever of swine, attended with inflammation of the lungs, stomach, intestines, and other organs, usually fatal, a frequently cough, and characterized by a redness of the skin and mucous membrane of the nostrils. *Encyc. nat. hist.* See *Bacillus coli* and *cholera*, under *Bestia*, *Table of*.
- H.-gum,** from various West Indian resins. See *Resins*.
- H.-potato.** See *Conium*. **H.-weed.** See *Conium*.
- Hohl's Method.** A method of preserving the pericranium. It consists in applying resistance to the frontal eminence, the resistance being applied anteriorly and posteriorly with the index and middle fingers positioned in the same part of the head lying nearest the frontal eminence.
- Hologogue** [*holo*, whole; *gōgōo*, leading]. A medicine which is intended to expel or drives out the bile.
- Holarrhena** [*hol*, whole; *arrhēna*, a ride of remedy].
- Holeobont** [*hol*, whole; *obōnt*, a burrow; *ōbōnt*, a hole]. In dentistry, applied to teeth planted in the jaw.
- Hollen's Line** [*Hollen*, a line].
- Holler** [*ME. h. o. l. l. e. r.*]. A device for holding the eye in surgical operations.
- Holler's Plane** [*Holler*, a plane].
- Holl-fast** [*Holl*, a tumor; *fast*, a tumor]. See *Holl-fast*.
- Hollands** (*hol'-ands*). See *Gin*.
- Hollek** (*hol'-ek*). Same as *Hollyhock*.
- Hollow-foot** (*hol'-o-foot*). See *Cavus*.
- Holly** (*hol'-e*). See *Ilex*.
- Hollyhock** (*hol'-e-hok*) [*AS.*, *holihoc*, hollyhock]. A name given to the *Althoea rosea* and other species of *Althoea*. See *Althoea*.
- Holmgren's Test.** The worsted test for color-blindness. One of the worsteds is placed before the person to be tested, and he is asked to match it as nearly as possible.
- Holoblast** (*hol'-o-blast*) [*ōōos*, entire]. A prefix signifying entirety.
- Holoblast** (*hol'-o-blast*) [*ōōos*, whole; *βλαστός*, germ]. In biology, an ovum that undergoes complete segmentation while germinating.
- Holoblastic** (*hol'-o-blast-ik*) [*ōōos*, whole; *βλαστός*, germ]. In biology, applied to eggs in which the entire yolk is included in the process of segmentation; one in which there is no separate food-yolk.
- Hologastrula** (*hol'-o-gast'-tru-lah*) [*ōōos*, whole; *γαστήρ*, stomach; *pl.*, *Hologastrulæ*]. In biology, the gastrula resulting from the development of a holoblastic ovum.
- Holometabolian** (*hol'-o-met-ab-ō'-le-an*). Same as *Holometabolic*.
- Holometabolic** (*hol'-o-met-ab-ō'-ik*) [*ōōos*, whole; *μεταβόλος*, changeable]. In biology, applied to animals that undergo complete metamorphosis or transformation, as insects.
- Holonarcosis** (*hol'-o-nar-ko'-sis*) [*ōōos*, complete; *νάρκωσις*, stupor]. Complete narcosis.
- Holopathy** (*hol'-ōp'-ath-e*) [*ōōos*, entire; *πάθος*, disease]. 1. A general or constitutional disease of which a local disorder is but a manifestation. 2. The theory that local diseases are manifestations of a general disorder.
- Holophanerous** (*hol'-o-fan'-er-us*) [*ōōos*, whole; *φανής*, visible]. In biology, discernible throughout, as the transformation of insects.
- Holophytic** (*hol'-o-fit'-ik*) [*ōōos*, whole; *φυτόν*, plant]. In biology, applied to certain protozoa and other animals that, in their mode of nutrition, closely resemble plants.
- Holoplexia** (*hol'-o-plek-si'-e-ah*) [*ōōos*, whole; *πλήξις*, a stroke]. Complete or general paralysis.
- Holopneustic** (*hol'-o-pnū'-stik*) [*ōōos*, whole; *πνευστικός*, πνεύω, to breathe]. In biology, applied to such insect larvae as possess many pairs of open stigmata, as distinguished from those having no open stigmata, *apneustic* larvae.
- Holorhinal** (*hol'-o-ri'-nal*) [*ōōos*, whole; *ῥίς*, the nose]. In biology, applied to the *Gallinae* and other birds having the anterior margin of the nasal bone concave, with two cornua directed forward, the processes being continuous behind with the body of the bone and with one another.
- Holoschisis** (*hol'-ōs'-kis-is*) [*ōōos*, whole; *σχίσις*, cleavage]. Amitotic or indirect cell-division; amitosis.
- Holosericeous** (*hol'-o-ser-iss'-e-us*) [*ōōos*, whole; *σηρικός*, of silk]. In biology, covered with very minute silky hairs.
- Holosteous** (*hol'-ōs'-te-us*) [*ōōos*, whole; *ὀστέον*, a bone]. In biology, having a completely bony skeleton.
- Holostomatous** (*hol'-o-stō'-mat-us*) [*ōōos*, whole; *στόμα*, mouth]. In biology, having the mouth entire, neither notched nor with parts missing.
- Holostomous** (*hol'-ōs'-to-mies*). Same as *Holostomatous*.
- Holotetanus** (*hol'-o-tet'-an-us*) [*ōōos*, whole; *τέτανος*, tetanus]. General tetanus; called also *Holotonia*.

Holothecal (*hol-o-the'-kal*) [*ὅλος*, whole; *θήκη*, case]. In biology, hooted; applied to birds in which the tarsal envelop is entire.

Holotomy (*hol-ot'-o-me*) [*ὅλος*, whole; *τέμνω*, to cut]. Complete surgical excision of a part or organ.

Holotonia, or **Holotomy** (*hol-o-to'-ne-ah*, *hol-ot'-o-me*) [*ὅλος*, entire; *τείνω*, to stretch]. Same as *Holotetanus*.

Holotonic (*hol-o-ton'-ik*) [*ὅλος*, entire; *τείνω*, to stretch]. Relating to, or characterized by, holotomy.

Holozoic (*hol-o-zo'-ik*) [*ὅλος*, whole; *ζῷον*, an animal]. In biology, entirely resembling animals in mode of nutrition.

Holthouse, **Hernia of**. See *Hernia*.

Holting (*holl'-ing*) [after *Holt*, the inventor of the method]. The division of an urethral stricture by Holt's dilator.

Holtz Machine. A particular form of electro-static induction-machine.

Homalocephalus (*hom-al-o-sef'-al-us*) [*ὀμαλός*, flat; *κεφαλή*, the head]. Lissauer's term for "flat-headed."

Homalocoryphus (*hom-al-o-kor'-if-us*) [*ὀμαλός*, flat; *κορυφή*, the head]. Lissauer's term for a skull in which the angle formed by two lines drawn from the bregma and the occipital point to the highest point above is between 132° and 142° .

Homalognatous (*hom-al-o-gon'-al-us*) [*ὀμαλός*, even, level; *γόνα*, knee]. In biology, applied to such birds as possess an accessory femoro-caudal muscle and a tufted oil-gland and coeca; the opposite of *Anomalognatous*, in which this combination is never found.

Homalographic (*hom-al-o-graf'-ik*) [*ὀμαλός*, same; *γράφειν*, to write]. Pertaining to homology. **H. Method**, a method of showing the structure of the body by means of plane sections of a frozen body.

Homalography (*hom-al-o-gra'-fi*) [*ὀμαλός*, level; *γράφειν*, to record]. Anatomy by sections; the representation of structure by means of sketches of various sections.

Homalometopus (*hom-al-o-met'-o'-pus*) [*ὀμαλός*, flat; *μέτωπον*, the space between the eyes]. Lissauer's term for a skull having a frontal angle between 139.5° and 141° .

Homalopisthocranium (*hom-al-o-pis-tho'-kra'-ne-us*) [*ὀμαλός*, flat; *ὀπισθεν*, behind; *κρανίον*, the skull]. Lissauer's term for a skull in which the angle formed by lines joining the external occipital protuberance and the occipital point with the highest point of the skull is between 140° and 154° .

Homalosternal (*hom-al-o-ster'-nal*) [*ὀμαλός*, even, level; *στέθρον*, sternum]. In biology, having a raft-like or keelless sternum; ratite, as certain birds.

Homaluranus (*hom-al-u-ra'-nus*) [*ὀμαλός*, flat; *οὐρά*, a tail]. Lissauer's term for a skull in which the angle formed by lines joining the occipital point and the bregma with the highest point of the skull is between 147.5° and 163.5° .

Homatropin (*hom-al'-ro-pin*). See *Atropin*.

Homeo- (*ho-me-o-*) [*ὁμοιος*, like]. A prefix signifying like or similar.

Homeobiophorid (*ho-me-o-bi-ōff'-or-id*) [*ὁμοιος*, like; *βίος*, life; *ὀφείω*, to bear]. In biology, Weismann's name for the lowest and most primitive undifferentiated organism conceivable, having the form of a single biophore, or of a number of similar biophores, in which multiplication and transmission would occur together, no special apparatus being required for the latter process, as a reproduction by binary fission must result in two corresponding halves, each containing similar biophores, and each of which, simply by the multipli-

cation of its units, is able to give rise to a compact organism like the parent. Cf. *Heterobiophorid*.

Homeochronous (*ho-me-oh'-ro-nus*) [*ὁμοιος*, like, similar; *χρόνος*, time]. In biology, true ontogenetic sequence; appearance in proper order in time; applied to animals, organs, or hereditary traits. **H. Heredity**, pertaining to the appearance of an organ, trait, tendency or function, whether psychological, physiological, or pathologic, at a similar time of life in a series of descendants.

Homeodont (*ho-me-o-dont*) [*ὁμοιος*, like; *ὄδον*, tooth]. In biology, applied to teeth that are simple cones.

Homeokinesis (*ho-me-o-kin-e'-sis*) [*ὁμοιος*, like; *κινῶν*, to move]. In biology, Weismann's term for that kind of nuclear division in which the two daughter-nuclei contain similar idioplasm; i. e. nuclear division depending upon a perfectly uniform distribution of the primary constituent and resulting in parts containing similar hereditary tendencies. Cf. *Heterokinesis*.

Homeomerous (*ho-me-om'-er-us*) [*ὁμοιος*, like; *μέρος*, part]. In biology, having given organs or parts distributed uniformly throughout.

Homeomorphous (*ho-me-o-mor'-fus*) [*ὁμοιος*, like; *μορφή*, form]. Like or similar in form and structure.

Homeopathic (*ho-me-o-path'-ik*) [*ὁμοιος*, like; *πάθος*, feeling]. Relating to homeopathy.

Homeopathist (*ho-me-ōp'-ath-ist*) [*ὁμοιος*, like; *πάθος*, feeling]. A practitioner of homeopathy.

Homeopathy (*ho-me-ōp'-ath-e*) [*ὁμοιος*, like; *πάθος*, ailment or disease]. A system of treatment of disease by the use of agents that, administered in health, "would produce symptoms similar to those morbid conditions for the relief of which the agent or medicine is given." The hypothesis expressed by the adage, "*similia similibus curantur*." See *Regular* and *Allopathy*.

Homeoplasia (*ho-me-o-pla'-ze-ah*) [*ὁμοιος*, like; *πλάσσειν*, to shape]. The growth of tissue resembling the normal tissue, or matrix, in its form and properties; also the tissue so formed.

Homeoplastic (*ho-me-o-plas'-tik*) [*ὁμοιος*, like; *πλάσσειν*, to form]. Pertaining to a neoplasm resembling its matrix-tissue in texture. One differing widely in this respect is **heteroplastic**. If separated in position, it is said to be **heterotopic**; in date, **heterochronic**.

Homeoplasty (*ho-me-o-plas-te*). See *Homeoplasia*.

Homeosis, or **Homoiosis** (*ho-me-ō'-sis*, or *ho-moi-ō'-sis*) [*ὁμοιωσις*; *ὁμοιος*, like]. The assimilation of nutrient material.

Homeo-therapeutics (*ho-me-o-ther-ap'-u'-tik*) [*ὁμοιος*, like; *θεραπεύειν*, to serve]. The homeopathic doctrine of therapeutics.

Homeothermal, or **Homiothermal** (*ho-me-o-ther'-mal*, *ho-moi-o-ther'-mal*) [*ὁμοιος*, like; *θερμῆ*, heat]. Pertaining to animals that are "warm-blooded," or that maintain a uniform temperature despite variations in the surrounding temperature.

Homeozoic (*ho-me-o-zo'-ik*) [*ὁμοιος*, the same, similar; *ζῷον*, life]. In biology, applied to geographic areas, zones, or belts, having similar forms of life.

Homesickness (*hom'-sik-ness*). Nostalgia. An urgent desire to return to one's home. It may be accompanied by a morbid sluggishness of the functions of the various organs of the body, and may develop into profound melancholy.

Homicidal (*hom-is-i'-dal*) [*homo*, a man; *κτείνειν*, to kill]. Pertaining to homicide. **H. Mania**, insanity characterized by murderous impulses.

Homicide (*hom'-is-id*) [*homo*, a man; *κτείνειν*, to kill]. The killing of a human being without malice or intent, as distinguished from murder or manslaughter.

Also, the taking of human life in general by another. Also, one who takes the life of another.

Homoculture (*ho-mo-kul-tsh-er*) [*ho-mo*, many; *ku-l-tsh-er*, culture]. The proposed improvement of the human species by attention to the laws of breeding; strict culture.

Homomesection (*ho-mo-mesh-ee-shun*) [*ho-mo*, same; *mes-shun*, me; *shun*, a cutting]. Dissection of the human body; anatomy.

Homo (*ho-mo*) [*ho-mo*, same; *o*, ending of the masculine].

Homoblastic (*ho-mo-blast-ik*) [*ho-mo*, the same; *blasto*, to blow; *blast-ik*, blowing]. In biology, derived from like germs or cells.

Homocarpous (*ho-mo-kar-pus*) [*ho-mo*, the same; *kar-pus*, fruit]. In botany, bearing fruits all of one kind.

Homocentric (*ho-mo-sen-trik*) [*ho-mo*, same; *ken-tron*, center]. In geometry, having the same center. **H.** Rays, in optics, light rays either cone shaped or parallel.

Homocere (*ho-mo-sere*) [*ho-mo*, the same; *keros*, the tail]. See *Homocercal*.

Homocercal (*ho-mo-ser-ka-l*) [*ho-mo*, the same; *keros*, the tail]. In biology, applied to fishes in which the tail fin rays are so disposed as to give the tail an appearance of symmetry with respect to the axis of the body.

Homocerebrin (*ho-mo-sere-brin*) [*ho-mo*, like; *ere-brin*, cerebrum]. A substance derivable from brain tissue, very resembling cerebrin, but more soluble in water.

Homochromous (*ho-mo-kro-mus*) [*ho-mo*, the same; *khros*, color]. In biology, all of one color, as the petals of a flower head, or an entire organism.

Homocinchonidin (*ho-mo-sin-kon-ee-din*) [*ho-mo*, the same; *sin-kon-ee*, Cinchon]. $C_{17}H_{21}NO_8$. An alkaloid derived from *Cinchona*. *American Red Bark*, one of the *Cinchona*.

Homodermic (*ho-mo-der-mik*) [*ho-mo*, the same; *der-mis*, skin]. In biology, of similar blastodermic origin, applied to tissues or organs.

Homolesthetic (*ho-mo-les-tet-ik*) [*ho-mo*, like; *des-tos*, connecting]. Connecting centers of equal importance (as a nerve center).

Homodont (*ho-mo-dont*) [*ho-mo*, the same; *odons*, teeth]. In biology, having the teeth alike throughout.

Homodromous (*ho-mo-dro-mus*) [*ho-mo*, the same; *dro-mos*, course]. In biology, applied to plants in which the basic arrangement of the leaves on the stem or branches is alike throughout.

Homodynamy (*ho-mo-din-ami*) [*ho-mo*, the same; *di-nami*, power]. In biology, serial homology; applied to homologous parts, somites or metameris) having the same long axis of the body.

Homozo- (*ho-mo-zo-*) For words thus beginning, see *Homozo-*.

Homogamous (*ho-mo-ga-mus*) [*ho-mo*, the same; *ga-mos*, marriage]. In biology, having all the florets of the same sex.

Homogamy (*ho-mo-ga-mi*) [*ho-mo*, same; *ga-mos*, marriage]. In biology, a term for that method of evolution which is the result of intercrossing among those varieties, the individuals of which are among themselves, but which are crossed with other varieties and with the individuals of those varieties. *See* *Evolution* by *Crossing*.

Homoglyphic (*ho-mo-gli-fik*) [*ho-mo*, the same; *glyphe*, to engrave]. In biology, applied to the structure their stigmas and

parents; having a common ancestor. 2. One of two organs or organisms having a common ancestor or ancestral part. **H., Ancestral**, *i. e.*, homogenetic homologues that do not arise similarly, though probably descended from common ancestral parts, *e. g.*, the legs of flies of diverse development. **H., Developmental**, *i. e.*, homogenetic homologues that arise similarly, whether descending from the same ancestral part or not, *e. g.*, some of the cranial bones of a Teleostean and of a mammal.

Homogeneity (*ho-mo-jen-ee-tee*) [*ho-mo*, like; *geneos*, a kind]. The condition of being homogeneous.

Homogeneous (*ho-mo-jen-ee-us*) [*ho-mo*, like; *geneos*, kind]. Having the same nature or qualities. Similar or identical in structure. **H. Immersion**. See *Immersion*. **H. Triplets**. See *Homogeneous Twins*. **H. Twins**, in embryology, when the cleavage-force is exerted to its fullest effect, the entire embryonal trace is completely divided; each resulting part may be capable of independent development, whereby two fetuses are produced remarkable for their great similarity; such offspring are known as *homogeneous twins*. They are always of the same sex and possess almost perfect identity of physical characteristics. So also may a secondary fission of one of the halves take place, as an extremely rare occurrence, *homogeneous triplets* resulting from such twofold division of the original area. Such fetuses usually lie within a single chorion, enclosed by a separate or a common amniotic sac, the increased pressure arising from the unusual contents of the limited uterine cavity favoring absorption and disappearance of the amniotic partitions.

Homogenesis (*ho-mo-jen-ee-sis*) [*ho-mo*, like; *genēnāi*, to beget]. Univocal generation; reproduction in which a living parent gives rise to offspring that pass through the same cycle of changes as itself.

Homogenization (*ho-mo-jen-ee-zh-shun*) [*ho-mo*, the same; *genēnāi*, to produce]. The act or process of rendering or of becoming homogeneous; reduction to a common standard; the process of rendering the objects of microscopic study transparent and fixed.

Homogenous (*ho-moj-en-us*) [*ho-mo*, the same; *geneos*, race]. In biology, applied to structures that are genetically related, in so far as they have a single representation in a common ancestor.

Homogenitic Acid (*hom-o-jen-tee-zh-ik*). See *Acid*.

Homogeny (*ho-moj-en-ee*) [*ho-mo*, of the same race or family]. In biology, an agreement among organisms depending on the inheritance of a common part or having a common ancestor. See *Homogenesis*.

Homogonous (*ho-mog-on-us*) [*ho-mo*, similar; *gonos*, offspring]. In biology, having the stamens and pistils alike in all the flowers of the species; homostyled. Cf. *Heterogonous*.

Homoio- (*ho-moi-o-*). For words thus beginning, see *Homoio-*.

Homoiosis (*ho-moi-o-sis*). See *Homoeosis*.

Homologize (*ho-mol-o-jiz*) [*ho-mo*, the same; *legein*, to speak]. In biology: 1. To recognize as homologous; 2. To exhibit homology; to correspond in structure.

Homologous (*ho-mol-o-gus*) [*ho-mo*, the same; *legein*, to speak]. In biology, corresponding in structure, either directly or as referred to a fundamental type. In chemistry, being of the same chemie type or series; differing by a multiple or an arithmetic ratio in certain constituents, while the physical qualities are analogous, with small differences, as if corresponding to a series of parallels. **H. Tissues**, those identical in type of structure. **H. Tumor**, a name given by Virchow to a tumor consisting of tissue identical with that of the organ whence it springs.

Homologue (*hom'-o-loj*) [*ὁμός*, same; *λόγος*, proportion]. An homologous organ common to any number of species, classes, or orders of animals; that which has the same relative structure, position, or development as another. The same organ in different organisms under every variety of form and function. We may have: 1. **Homogenetic Homologues**, *i. e.*, parts which, on the evolutionary theory, have a genetic relation, *e. g.*, the humerus of a horse and that of an ox. 2. **Homoplastic Homologues**, *i. e.*, parts closely similar as to relative position, but with no genetic affinity, or only a remote one, *e. g.*, the ventricle of a bat and that of a bird. 3. **Homogenetic Serial Homologues**, *i. e.*, different parts of one individual, the correspondence between which is to be accounted for by the influence of external conditions (the "superinduced segmentation" of Mr. Herbert Spencer), *e. g.*, the fore-limbs and hind-limbs of one side of any animal. 4. **Vertical Homologues**, *i. e.*, different corresponding parts of one individual, of which one part is dorsal, the other ventral, *e. g.*, dorsal and anal fins of certain fishes. 5. **Lateral Homologues**, *i. e.*, different corresponding parts of one individual, of which one part is right and the other left, *e. g.*, the right and left arms of a man. 6. **Antero-posterior Homologues**, *i. e.*, different corresponding parts of one individual, of which one part is anterior, the other posterior, *e. g.*, the mouth and the cloaca. 7. **Radial Homologues**, *i. e.*, different corresponding parts of one individual which radiate from a central axis, *e. g.*, any two arms on the same starfish. 8. **Homotrophic Homologues**, *i. e.*, parts of an individual, the correspondences between which are regarded as due to internal modifying influences, *e. g.*, the eyes and the ears. 9. **Actinologous Homologues**, *i. e.*, successive subdivisions, parts, or regions of a part or segmented organ, *e. g.*, two successive joints of an antenna of a lobster, or the vertebral and sternal parts of the same costal element. 10. **Special Homologues**, *i. e.*, parts of two organisms belonging to the same special skeletal category, *e. g.*, the basi-occipital of man and the cod. 11. **General Homologues**, *i. e.*, parts of two organisms belonging to the same general skeletal category, *e. g.*, the vertebral center of man and that of the cod, or the lateral appendages of the lobster and those of the scorpion. (Mivart.)

Homology (*ho-mol'-o-je*) [*ὁμός*, same; *λόγος*, proportion]. The quality of being homologous; also, the morphologic identity of parts or organs in different animals. In biology, a term introduced by R. Owen to indicate a close resemblance between parts, depending upon relations of relative position. (Mivart.)

Homomalous (*ho-mom'-al-us*) [*ὁμαλός*, even, level, equal]. In biology, applied to parts or organs that are all turned to one side.

Homomorphism (*ho-mo-mor'-fiz-m*) [*ὁμός*, the same; *μορφή*, form]. In biology, superficial resemblance, without true homology; mimicry or adaptive resemblance.

Homomorphous (*ho-mo-mor'-fus*) [*ὁμός*, the same; *μορφή*, form]. In biology, exhibiting superficial resemblance, but not truly homologous.

Homonomous (*ho-mom'-o-mus*) [*ὁμός*, same; *νόμος*, law]. Governed by or under the same law.

Homonym (*hom'-o-nim*) [*ὁμός*, same; *ὄνομα*, name]. That which is homonymous.

Homonymous (*ho-mom'-im-us*) [*ὁμός*, same; *ὄνομα*, a name]. 1. A term applied to names that have the same sound or pronunciation, but different meanings. 2. Coming under the same general designation (thus the two external recti muscles are homonymous); occurring on or within the same lateral half

of the body; not heteronomous. **H. Diplopia**, occurs when the image seen by the right eye seems to be on the right side and that seen by the left eye seems to be on the left side. **H. Hemianopia**, occurs when all points in the visual field of each eye lying to the right (**Right H. H.**) or to the left (**Left H. H.**) of the fixation point are not seen.

Homophthalic Acid (*ho-m-off-thal'-ik*). See *A. id.*

Homophthalimid (*hom-off-thal'-im-id*) [*ὁμός*, same; *ὄσθαζωρ*, eye; *imid*], $C_9H_7NO_2$. A substance produced when the ammonium salt of homophthalic acid is heated. It crystallizes in minute needles, melting at $233^{\circ}C$.

Homophyadic (*ho-mo-fi-ad'-ik*) [*ὁμός*, the same; *φύσθαι*, to grow]. In biology, having but one kind of stem, as distinguished from *heterophyadic*.

Homophyly (*ho-moff'-il-e*) [*ὁμός*, the same; *φυλή*, race]. In biology, correspondence in genetic relationships.

Homoplasia (*ho-mo-pla'-sis*) [*ὁμός*, the same; *πλάσις*, formed]. In biology, Lankester's term for structural agreement or modification resulting from the action of identical or nearly similar forces or environments on two or more parts of an organism, or on two organisms, which parts are exactly or nearly alike, or perhaps homogenetic. The same as the "superinduced segmentation" of Spencer.

Homoplasmic (*ho-mo-plaz'-mik*). Same as *Homoplastic*.

Homoplasmy (*ho'-mo-plaz-m*) [*ὁμός*, the same; *πλάσμα*, a thing moulded]. In biology, homoplastic or homomorphic, *i. e.*, showing mimetic resemblances.

Homoplast (*ho'-mo-plast*) [*ὁμός*, the same; *πλάστος*, formed, moulded]. In biology; 1. One of any aggregate or fusion of plastids. 2. An organ or part showing mere superficial or mimetic resemblance to another.

Homoplastic (*ho-mo-plas'-tik*) [*ὁμός*, the same; *πλάστος*, formed]. In biology, showing close agreement, dependent upon the common action of evoking causes or moulding environment upon homogeneous parts, or on parts that, for other reasons, offer a likeness of material to begin with. (Lankester.)

Homoplasmy (*ho'-mo-plaz-e*) [*ὁμός*, the same; *πλάσις*, a forming, moulding]. In biology, agreement in the form, structure, and perhaps function, of organs or parts in the same or separate organisms, dependent upon evoking causes other than genetic affinity.

Homopterous (*ho-mop'-ter-us*) [*ὁμός*, the same; *πτερόν*, wing, feather]. In biology, applied to insects having wings of the same texture throughout.

Homorgan (*hom'-or-gan*) [*ὁμός*, the same; *ὄργανον*, organ]. In biology, an organ resembling another; a homoplast.

Homosexual (*ho-mo-seks'-u-al*) [*ὁμός*, same; *sexus*, sex]. Pertaining to the same sex.

Homosexuality (*ho-mo-seks-u-al'-it-e*) [*ὁμός*, same; *sexualis*, of a sex]. That form of sexual perversion, acquired or congenital, in which the individual conceives a violent sexual passion for one of the same sex, and gratifies it either by sodomy, by titillation, or platonically.

Homosporous (*ho-mes'-por-us*) [*ὁμός*, similar; *σπόρος*, seed]. In biology, producing but one kind of spores; isosporous.

Homostyled (*ho'-mo-stil'd*) [*ὁμός*, the same; *στίλος*, pillar]. See *Homoeonous*.

Homothermic (*ho-mo-ther'-mik*) [*ὁμός*, same; *θερμη*, heat]. Having uniformity of temperature or bodily heat.

Homothermous (*ho-mo-ther'-mus*) [*ὁμός*, the same; *θερμη*, heat]. In biology, applied to animals showing the same degree of bodily heat.

Horlick's Food. A variety of Liebig's foods for infants. Its composition is: Water, 3.39; fat, 0.08; grape-sugar, 34.99; cane-sugar, 12.45; no starch; soluble carbohydrates, 87.20; albuminoids, 6.71; ash, 1.28.

Hormion (*hor'-me-on*) [*ὄρμη*, the first]. See *Cranio-metric Points*.

Hormogone, Hormogon (*hor'-mo-gou*). Same as *Hormogonium*.

Hormogonium (*hor-mo-go'-ne-um*) [*ὄρμος*, a cord, chain; *γενος*, offspring: *pl.*, *Hormogonia*]. In biology, a short, moniliform reproductive body, found in the Nostocs.

Horn [ME., *horn*, horn]. The hard projection, used as a defensive weapon, growing on the heads of certain animals. Horns may be permanent, as in the ox; or deciduous, as in the deer. Also, the hardened epithelial substance of which the horn is composed.

H., Cutaneous. See *Cornu cutaneum*. **H.-blende**, a common mineral, occurring massive or in prismatic crystals, of various colors, from white, through green shades, to black. It is a silicate of lime, magnesia, or iron. It is sometimes used in the manufacture of porcelain teeth for shading the body or enamel. **H.-distemper**, a disease of cattle affecting the core of the horn. **H.-pock.** See *Warty Smallpox*. **H.-pox**, a variety of varicella in which the lesions resemble papules. See also *Warty Smallpox*.

Horner's Mixture. See *Red Mixture*. **H.'s Muscle.** See *Muscles, Table of*.

Horny (*horn'-e*) [ME., *horn*, horn]. Composed of, or resembling, horn. **H. Band of Tarinus**, a band of white fibers running between the optic thalamus and the corpus striatum. See *Band*. **H. Epithelium.** See *Trachoma*.

Horologic (*hor-o-loy'-ik*) [*ὀρολόγιος*, lit., telling the hour]. In biology, applied to such flowers as open or shut at certain hours.

Horological (*hor-o-loy'-ik-al*). Same as *Horologic*.

Horopter (*hor-op'-ter*) [*ὄπος*, boundary; *ὀπίσθ*, an observer]. The sum of all the points seen singly by the two retinae while the fixation-point remains stationary. "A circle passing through the center of rotation of each eye and through the apex of the point of fixation of the visual lines." (*Muellcr.*) "A line representing the curve along which both eyes can join in sight." (*Noyes.*)

Horopter (*hor-op'-ter'-ik*) [*ὄπος*, boundary; *ὀπίσθ*, an observer]. Pertaining to an horopter.

Horrida cutis (*hor'-id-ah kul'-tis*) [L.]. Goose-skin. *Cutis anserina*.

Horrilation (*hor-ip-il-a'-shun*) [*horrere*, to stand on end; *pilus*, the hair]. A sensation as if the hairs of the skin were stiff and erect.

Horrillator (*hor-ip-il-a'-tor*). Same as *Arrector pili*.

Horrors (*hor'-orz*) [*horrere*, a shaking, terror]. A popular name for *Delirium tremens, q. v.*

Horse (*hors*) [ME., *hors*, a horse]. A member of the genus *Equus*; a domestic beast of burden. **H.-chestnut.** See *Æsculus hippocastanum*. **H.-chestnut bark**, the bark of the horse-chestnut (*Æsculus hippocastanum*), said to be used in leather-manufactures for the production of an extract under the simple name of *chestnut extract*. **H.-distemper**, influenza. **H.-doctor**, a farrier; a veterinary surgeon. **H.-drench**, a dose of physic for a horse. **H.-foot.** See *Talipes equinus*. **H.-leech**, a large leech, the *Hæmopsis* of Southern Europe and Northern Africa; also a horse-doctor. **H.-power.** See *Unit*. **H.-pox. 1.** A pustular disease of horses, which, communicated to cows, produces cow pox. It is also called *pustular grease*. **2.** See *Coitus Disease*. **H.-radish**, the fresh

root of *Cochlearia armoracia*, with properties due to a volatile oil. It is stimulant, diuretic, and externally a rubefacient, and is much used as a condiment. Dose of the fld. ext. ʒj-ij. **Armoraciæ, Spt., Comp.** (B.P.). Dose ʒj-ij. **H.-shoe Fistula**, a name applied to a fistulous track surrounding the rectum in a semicircle, either in front or behind. **H.-shoe Hy-men.** See *Hymen*. **H.-shoe Kidney**, the union of the lower ends of the two kidneys, so that they appear to form a single organ of a form somewhat like that of a horse-shoe. **H.-sickness.** See *Anthrax*. **H.-tail.** See *Equisetum*. **H.-weed.** See *Collinsonia canadensis*.

Horsikin (*hor'-sik-in*) [ME., *hors*, a horse]. A model used in teaching the anatomy and surgery of the horse.

Horsley's Method. A method of determining the position of the fissure of Rolando. It is carried out by means of an instrument made to encircle the head, and having an arm fixed at an angle of 67°, which indicates the position of the fissure. **H.'s Test.** See *Tests, Table of*.

Horst's Eye-water. *Collyrium adstringens luteum*. An eye-solution prepared as follows: Take of ammonium chlorid, 50 centigrams, and zinc sulphate, 125 centigrams, dissolve in 200 grams of distilled water, and add a solution of 40 centigrams of camphor in 20 grams of dilute alcohol, and 10 centigrams of saffron. Digest for 24 hours with frequent agitation, and filter.

Hospital (*hos'-pit-al*) [*hospitale*, a large house]. A building for the care and treatment of sick or infirm people. **H. Fever**, a feverish condition formerly common in hospitals, due to ill-ventilation and unsanitary conditions. Also, the fever symptomatic of gangrene. Also, a synonym of *Typhus Fever*. See *Fever*. **H. Gangrene**, a contagious, phagedenic gangrene occasionally attacking wounds or open sores. It is confined mainly to military hospitals, and is of microbic origin.

Hospitalism (*hos'-pit-al-izm*) [*hospitale*, a large house]. The morbid influence arising from the gathering of diseased persons in a hospital, a condition that seems to have a tendency to produce septic diseases.

Hospitalization (*hos-pit-al-iz-a'-shun*) [*hospitale*, a large house]. Confinement in a hospital for treatment.

Hospitalomania (*hos-pit-al-o-ma'-ne-ah*) [*hospitale*, a large house; *mania*, madness]. A mania for founding or visiting hospitals.

Host (*host*) [*hostis*, a stranger, a landlord]. The organic body upon which parasites live.

Hot [ME., *hot*, hot]. Having or yielding the sensation of heat; stimulating; biting. **H.-air Bath.** See *Bath*. **H. Bath.** See *Bath*. **H.-blanket Pack**, a rubber sheet and one or two woolen blankets are placed upon the bed. A heavy woolen blanket is wrung out of water at 110° F., spread upon the dry blanket, the patient placed upon it and wrapped with it like a mummy. The dry blankets and rubber sheet are wrapped over this, and the patient is allowed to remain in this pack from half an hour to two hours. It is useful in suppression of urine. **Hot-box, Japanese**, a device for applying dry heat to a part. **H. Drops**, the *Tinctura capsici et myrrhæ*, N. F.; they are useful in many painful conditions of the stomach and bowels, when there is no inflammation or organic disease; it is called also "number six." **H. Eye**, Hutchinson's term for a persistent hyperemia of the conjunctiva seen in gout. **H.-spots.** See *Temperature-sense*. **H. Wet-pack**, instead of wringing the linen sheet out of cold water, as in the *Hot-pack*, it

is dipped into water at 110° F., well wrung out and spread upon the blanket, as in the cold packs. The patient is wrapped in this and allowed to remain for an hour. The herb is now laid on the side of the bed upon which the patient is lying, and covered with a rough wash rag. The patient is then squeezed out by the hand, and allowed to breathe. This method is the best for the treatment of a **H-wind Stroke**, a form of the cerebral or infantile sun-stroke, but cases of a very severe form are fatal than sun-stroke; it is a cerebral stroke.

Hottentot Apron [*Hotentot*, S. Afr. *Limonata*, H. Deformity, S. Afr. *Hotentot*].

Hottentotism [*Hotentot*, S. Afr.]. An extreme form of strabismus, congenital, and often due to the action of a low variety of the vocal organs.

Hough [*How*, AS. *how*, a hough]. The lower part of the tibia.

Houn's Fongae [*Houng*, S. Afr.]. The leaves and root of *Phytolacca* [*Houng*, an anodyne, demulcent, and astringent. Dose of the ext. ʒss.]. Unof.

Hour-glass Contraction, S. Afr. *Houng*.

House [*How*, M. *how*, a house]. In biology, a term used to designate the cellulose coat of a bacterium, in which the lowest *Amoeba*, as well as many *Infusoria*, shelter themselves. **H-maid's Knee**, S. Afr. *H-maid's*. **H-physician**, a term applied to a man in a hospital. **H-refuse**, the refuse of the streets, both animal and vegetable, which is carried to a waste material from a house, and which is not put into the drains. **H-surgeon**, a resident surgeon in a hospital.

Houston's Folds, or **Valves**. Three folds of mucous membrane in the rectum. They are directed upwards. **H's Muscle**, See *Ma*, Table of.

Hove, **Hoven**, S. Afr. *Hoven*. See *Hove* and *Blou*.

Hovius, Canals of, S. Afr. *Hovius*, Plexus of, See *Hovius*.

Howard's Method, See *A*, *Howard's*, *Refracton*.

Howship's Lacunae, or **Pits**. Certain deep or shallow lacunae in the cutaneous surface, and at times quite numerous, which are engaged in the absorption, at the same time, of the toxic fluid lying on vascular surfaces, and are seen, especially, on a microscopic examination. They are named in honor of Howship, and are lined by finger and claw cells, and contain only minute linear cells—the so-called *Howship's*.

Hoyer's Alcoholic Carmin. See *Alcoholic*, *Table of*, **H's Carmin.** See *Alcoholic*, *Table of*, **H's Solution**, See *Alcoholic*, *Table of*.

Huanokin [*Huan*, S. Afr. *Huan*, a place-name]. A plant from *Huan* [*Huan*, said to be a plant from the East].

Hubbell's Wheat Fool. A variety of firmaceous wheat, containing, with the following composition: water, 72.5; albumin, 1.4; sugar, 7.5; cane sugar, 4.87; starch, 10.67; cellulose, 1.4; carbohydrates, 14.20; ash, 0.14; fat, 0.14; lignin, cellulose, etc., 1.4.

Huchard's Diet, See *Huchard's*, *Method of*.

Huckle-bone, S. Afr. *Huckle*, M. *Huckle*, the acetabulum, S. Afr. *Huckle*.

Hudson's Apparatus, a contrivance to support the head and neck in the treatment of cyst drops.

Huetter's Bandage, S. Afr. *Huetter*, **H's Method**, a method of treating gonorrhoea. It consists of a bandage of gauze, with water or decoction of *Urtica* applied to the urethra.

Hühner's Method. A method of obtaining glycolic acid. A solution of the acid in water, the mixture shaken with ether, and the ether separated is filtered. The ether is dried, and **H's** are added to the

filtrate; the proportions of the filtrate, acid, and ether are respectively 100, 5, and 30. The mixture is shaken and allowed to remain some hours, when crystals form, which are then collected on a filter, washed with water holding HCl and ether in solution, and dried in the air. By recrystallization the crystals are obtained perfectly colorless.

Hufeland's Cerate. A preparation used in treating sore nipples. It consists of zinc oxid and lycopodium each 2 parts, simple cerate 30 parts.

Hughes Bennett's Diuretic. A diuretic mixture employed in chronic nephritis, composed of pulverized potassium acetate, 2 drams; sweet spirit of niter, half an ounce; water sufficient to make two ounces; one dram of this is given three times daily.

Huguier's Canal. See *Canal*. **H's Disease**. See *Diseases*, *Table of*. **H's Glands**, two small glands opening into the vagina.

Huingan [*Huingan*, S. Amer.]. The seed of a plant (*Pucarra dependens*) native to the Andes. The infusion is used in urinary affections. Unof.

Human [*hu-man*, *humanus*, human]. Pertaining to or characteristic of man. **H. Dolphin**, a monster with complete union of the lower limbs. **H. Milk**, mother's milk. It derives its origin from an overgrowth of epithelial cells lining the lactiferous ducts, with infiltration with fat, and subsequent rupture. Its specific gravity is 1024-35, its reaction alkaline. Each minute fat-globule is surrounded by a pellicle of serum-albumin. The chemical composition of human milk is as follows:—

	Meigs.	Fogel.	Gautretet.
Water,	87.103	89.5	88.1
Fat,	4.283	3.5	4.0
Casein,	1.046	2.0	2.2
Sugar,	7.497	4.8	5.2
Ash,	0.161	0.17	0.5

Humation [*hu-mal-shun*] [*humore*, to inter]. Interment; inhumation.

Humboldt Blue. Same as *Spirit-blue*.

Hume's Test. See *Tests*, *Table of*.

Humectant [*hu-mekt-ant*] [*humectare*, to make moist]. 1. Moistening; like a poultice; diluent. 2. A diluent; a substance used to moisten.

Humeral [*hu-m'er-al*] [*humerus*, the shoulder]. Pertaining to the humerus.

Humeren [*hu-m'er-en*] [*humerus*, the shoulder]. Belonging to the humerus in itself.

Humero- [*hu-m'er-o-*] [*humerus*, the shoulder]. A prefix signifying relationship with the shoulder. **H-cubital**, relating to the humerus and the ulna. **H-c. Amputation**, amputation at the elbow-joint. **H-radial**, relating to the humerus and the radius. **H-scapular**, relating to the humerus and the scapula. **H-s. Amputation**, amputation at the shoulder-joint. **H-ulnar**, relating to the humerus and the ulna. **H-u. Amputation**, amputation at the elbow-joint.

Humerus [*hu-m'er-us*] [*humerus*]. The bone of the upper arm. Also, the shoulder.

Humid [*hu-mid*] [*humidus*, moist]. Moist; damp. **H. Tetter**. See *Eczema*.

Humidity [*hu-mid-it-ty*] [*humor*, moisture]. The state or quality of being moist. **H. Absolute**, the actual amount of water present in the air at any moment, regardless of saturation. **H. Relative**, the relative amount of water present in air which is not saturated, as compared to what the air should contain at the existing temperature were its condition that of saturation.

Humifuse [*hu-mif-us*] [*humus*, the ground; *fundere*, to pour]. In biology, spread over the surface of the ground.

Humming-top Murmur or **Sound**. See *Bruit de diable*.

Humor (*hu'-mor* or *u'-mor*) [L.]. Any fluid or semi-fluid part of the body. **H.**, **Aqueous**, the transparent fluid that fills the anterior chamber of the eye. **H.**, **Crystalline**. See *Lens*, *Crystalline*. **H.**, **Vitreous**, the transparent gelatin-like substance filling the posterior chamber of the eye.

Humoral (*hu'-mor-al*) [*humor*, moisture]. Pertaining to the natural fluids of the body. **H. Pathology**, an obsolete theory that all diseases result from a disordered or abnormal condition of the fluids or humors of the body.

Humoralism (*hu'-mor-al-izm*), or **Humorism** (*hu'-mor-izm*). Same as *Humoral Pathology*.

Humoralist (*hu'-mor-al-ist*) [*humor*, moisture]. The name given to one who was an advocate of the supreme importance of the blood in the processes of health and disease.

Humoro-vitalism (*hu'-mo-ro-vi'-tal-izm*) [*humor*, moisture; *vita*, life]. The obsolete belief that the fluids of the body are the seat of life.

Humpback (*hump'-bak*). See *Kyphosis*.

Humulin (*hu'-mu-lin*) [*humulus*, hop]. 1. The same as *Lupulin*. 2. A concentrated preparation from the tincture and decoction of hops. Unof.

Humulus (*hu'-mu-lus*) [L.; *gen.*, *Humuli*]. Hop. The strobiles of *H. lupulus*. It contains various principles, hopene and lupulin being the most important. It is a bitter stomachic tonic and feeble hypnotic, increasing the cardiac action. A poultice of hops is a favorite remedy for painful conditions and in inflammations. **H.**, **Infusum**, unof., $\mathfrak{3}$ ss- \mathfrak{O} . Dose $\mathfrak{3}$ j-iv. **H.**, **Tinct.**, 20 per cent. in strength. Dose $\mathfrak{3}$ j-ij. **Lupulinum**, the glandular powder. Dose gr. v-xv. **L.**, **Ext.** (B. P.) Dose gr. v-x. **L.**, **Fld. Ext.**, alcoholic. Dose \mathfrak{M} x- $\mathfrak{5}$ j. **L.**, **Oleoresina**, ethereal. Dose gr. ij-v. **L.**, **Tinct.**, unof., strength 12½ per cent. Dose $\mathfrak{3}$ ss-ij.

Humus (*hu'-mus*) [L., the earth, ground, soil]. Vegetable mold. It contains ulmin and ulmic acid, humin and humic acid. **H. Pigments**, certain pigmentary bodies of a more or less dark-brown color, produced when carbohydrates are treated with acids or alkalis. When urine is treated with acids in the presence of oxygen, it becomes darker from the formation of some of these humus-pigmented substances by the action of the acids on the carbohydrates.

Hunchback (*hunch'-bak*). See *Kyphosis*.

Hungarian (*hung-ga'-re-an*) [*Hungaria*, Hungary]. Pertaining to Hungary. **H. Balsam**, or **H. Turpentine**, a thin turpentine from the branches of *Pinus pumilio*. **H. Disease**. Synonym of *Typhus Fever*.

Hungary Blue. Same as *Cobalt-blue*.

Hunger (*hung'-ger*) [ME., *hunger*, hunger]. A condition marked by a sensation of emptiness of the stomach, with intense desire for food. **H.-cure**. See *Nestiatria*. **H.-pest**. Synonym of *Relapsing Fever*, *q. v.* **H.-typhus**. Synonym of *Relapsing Fever*, *q. v.*

Hunter, Canal of. See *Canal*. **H.'s Line**. See *Lines*, *Table of*. **H.'s Method**, a method of treating aneurysm by ligating the artery on the proximal side of the sac.

Hunterian Chancre. See *Chancre*.

Huntingdon's Chorea. Hereditary Chorea. An affection characterized by irregular movements, disturbance of speech, and gradual dementia. It is frequently hereditary, is associated with psychic troubles, and occurs between the thirtieth and fortieth years. The disease has no connection with Sydenham's Chorea. See *Chorea*, *Hereditary*, and *Diseases*, *Table of*.

Huntsman's Cup. See *Trumpet Plant*.

Hunyadi Janos (*hun-yah'-de*) [from the name of the Hungarian national hero, otherwise called *John Cor-*

vinus]. An aperient mineral water from Buda-Pesth, in Hungary. It is an effective laxative or cathartic. It should be taken in the quantity of from a half to one wineglassful, fasting.

Hura (*hu'-rah*) [S. Amer.]. A genus of poisonous euphorbiaceous trees of tropical America. **H. brasiliensis**, **H. crepitans**, and **H. strepens**, are the best-known species. They have the general acid, pustulant, and cathartic properties of nearly all euphorbiaceous plants. Unof.

Huschke, Auditory Teeth of. Nipple-like projections along the free border of the labium vestibulare of the ear. **H.**, **Canal of**. See *Canal*. **H.**, **Foramen of**. See *Foramen*. **H.**, **Valve of**, the fold of mucous membrane at the point where the common canal formed by the junction of the canaliculi enters the lachrymal sac.

Husky (*hus'-ke*) [E. dial., *hasky*, rough, dry]. Harsh, rough, as the voice.

Hutchinson's Lotion. A lotion used in the treatment of eczema. It has the following composition: Liquor plumbi subacetatis, ½ ounce; liquor carbonis detergentis, 2½ ounces. Of this one teaspoonful is mixed with a pint of water, and used as a lotion. **H.'s Patch**. See *Signs and Symptoms*, *Table of*. **H.'s Teeth**, a notched or furrowed condition of the free edges of the permanent teeth, especially the central incisors of the upper jaw, due to inherited syphilis. See *Signs and Symptoms*, *Table of*. **H.'s Treatment**. See *Treatment*, *Methods of*. **H.'s Trio of Symptoms**. See *Signs and Symptoms*, *Table of*.

Huttoning (*hut'-en-ing*) [after *Hutton*, the inventor]. A method of manipulating a luxated joint, introduced by one Hutton, a bone-setter.

Huxham's Tincture. See *Cinchona*.

Huxley's Angle. See *Angle*. **H.'s Layer, Membrane, or Sheath**, a layer of nucleated, elongated, polygonal cells lying within Henle's layer of the inner root-sheath of hairs.

Huygenian Ocular (*hi-je'-ne-an*). See *Ocular*.

Huygens, Theory of. The undulatory theory of light.

Hyalin (*hi'-al-in*) [*ἵαλος*, glass]. A translucent substance, called also *canalized fibrin*, that sometimes occurs in miliary tubercle. Also, the membrane or sac forming the walls of hydatid cysts. Also, a substance found in echinoderms and other invertebrates. Its centesimal formula is, C = 45.3 to 44.1; H = 6.5 to 6.7; N = 5.2 to 4.5; O = 43 to 44.7.

Hyaline (*hi'-al-in*) [*ἵαλος*, glass]. Resembling glass in transparency. **H. Cartilage**. See *Cartilage*. **H. Cast, or Cylinder**, a clear, nearly transparent urinary tube-cast. **H. Degeneration**, a degeneration of fibrous tissue, which becomes transparent, jelly-like, and homogeneous in structure.

Hyalinosis (*hi-al-in-ō'-sis*) [*ἵαλος*, glass]. Hyaline or waxy degeneration.

Hyalinuria (*hi-al-in-u'-re-ah*) [*ἵαλος*, glass; *οἶπος*, urine]. The presence of hyalin in the urine.

Hyalitis (*hi-al-i'-tis*) [*ἵαλος*, glass; *τις*, inflammation]. Inflammation of the hyaloid membrane. It is also used as a synonym of inflammation of the vitreous humor.

Hyalogen (*hi-al'-o-je-n*) [*ἵαλος*, glass; *γενῶν*, to produce]. One of the albuminoids found in cartilage; it is readily changed into hyalin, whence the name.

Hyaloid (*hi'-al-oid*) [*ἵαλος*, glass; *ειδος*, form]. Transparent; like glass. **H. Artery**, in the embryo, a branch of the arteria centralis retinae, traversing the vitreous humor to the posterior capsule of the lens. Its hyaloid sheath forms the *Canal of Cloquet*. Persistence of this artery after birth has been observed. **H. Membrane**, a delicate, transparent membrane

surrounding the vitreous humor, except in front, where it becomes fibrous and strong and forms a leaflet of the zonula of Zinn.

Hyaloiditis (*hi-al-oid-i'tis*). See *Hyalitis*.

Hyalonyxis (*hi-al-on-i-k'sis*) [*hyalōn*, glass; *ixis*, a prism]. Puncture of the vitreous body of the eye.

Hyalophagia (*hi-al-oh-fay'jah*) [*hyalōn*, glass; *phagō*, to eat]. The practice of eating glass, sometimes seen among neurotics.

Hyaloplasm (*hi-al-oh-plaz'm*) [*hyalōn*, glass; *plasma*, plasma]. The clear, fluid, homogeneous portion of the protoplasm surrounding the spongoplasm of a living cell. The term is also used as a general synonym of protoplasm.

Hybrid (*hi-brid*) [*hybr*, insult]. The offspring of two individuals of distinct but closely related species. Among animals, the name is best known hybrid.

H. Measles. Synonym of *Kittian*, p. 7.

Hybridism, or **Hybridity** (*hi-brid-i-z'm*, *hi-brid-i-ti*) [*hybr*, insult]. Cross breeding; mixture of races; the combination of various diseases.

Hybridization (*hi-brid-i-zay'shun*) [*hybrid*, a mongrel; *izay'shun*, result]. Cross breeding.

Hydantonic Acid (*hi-dan-ton'ik*). See *Acid*, *Glycolic*.

Hydantoïn (*hi-dan-ton'ine*, C₂H₄N₂O₂). Glycolyl urea. A substance that crystallizes from hot water and from a 50 per cent. alcohol that melt at 206° C., and have a neutral reaction and sweet taste.

Hydarthrosis (*hi-dar-thro'sis*). See *Hydrarthrosis*.

Hydatenterocele (*hi-dat-ent-er-oh-sel'*) [*hydōn*, water; *terōn*, bowel; *kelōn*, a tumor]. Hydrocele with intestinal hernia.

Hydatid (*hi-dat'id*) [*hydōn*, vesicle]. A cyst with a nucleus contents formed by the larva of a tenia, *Echinococcus granulosus*, the larva of a small tapeworm, *Coenurus granulosus*, which, in its adult (strobila) condition is only known to infest the dog and the wolf, while the larva or hydatids are of frequent occurrence in man and other animals. Three principal forms of hydatids are recognized, viz., exogenous, endogenous, and mixed form. The first is sparingly found in man, but is extremely common in the lower animals, while the second is most frequently developed in the mammiferous class, the third kind being found only in man and birds. See *Parasitology, Animal, Table of*. The term hydatid is frequently, also, loosely applied to vesicular tumors and cysts of many kinds. Hydatids are most frequent in the liver, but are found in almost any organ, even in bone. **H. Disease**, a disease characterized by the presence in various portions of the body of cysts containing the embryo of the *Tenia granulosa*. The symptoms vary according to the location of the tumor. **H. Fremitus**, a modified tremor of the abdomen, usually obtained on palpating the abdominal cavity. Placing the palm of one hand over the tumor, and striking the dorsum with the fist of the other hand, a tremor or thrill is perceived. **H. Tremor**, a result due to the physical conditions of the cyst containing fluid, and provided with a terminal pedicle. **H. Mole**. See *Chorion*, *Cythotrophoblastoma*, and *W.* **H. of Morgagni**, one of the cysts that originate in the tunica vaginalis testis; the contents of the cyst are connected with the lambrated structure of the epididymus. These hydatids are characterized by the Morgagni duct. **H. Tapeworm**. See *Parasitology, Animal*.

Hydatidiform (*hi-dat'id-oh-form*) [*hydōn*, hydatid; *formōn*, to form]. Having the form of an hydatid. **H. Mole**, or **Vesicular Mole**. See *Mole* and *Chorion*, *Placenta*, *Trichothelion*.

Hydatidocele (*hi-dat'id-oh-sel'*) [*hydōn*, hydatid; *kēlē*, tumor]. Oscheocele with hydatid cysts.

Hydatidoma (*hi-dat'id-oh-mah*) [*hydōn*, hydatid; *ōma*, a tumor]. Any hydatid cyst or tumor.

Hydatidosis (*hi-dat'id-oh-sis*) [*hydōn*, hydatid]. The condition of being affected with hydatids.

Hydatogenesis (*hi-dat-oh-jen'-es-is*) [*hydōn*, water; *genesis*, production]. The formation of water within the tissues or cavities of the body.

Hydatoncus (*hi-dat-ong'-kus*) [*hydōn*, water; *ōkos*, a tumor]. Any cyst, or watery tumor.

Hydatorrhœa (*hi-dat-or-oh-ah*) [*hydōn*, water; *rhōia*, flow]. A copious flow of water.

Hydatotherapy (*hi-dat-oh-ther'-ap-e*). See *Hydrotherapy*.

Hyderabad Commission. See *Anesthetic*.

Hydnocarpus (*hid-no-kar'-pus*) [*hydōn*, mushroom; *karpos*, fruit]. A genus of poisonous bixaceous tropical trees. **H.** (or **Gynocardia**) **anthelminticus**, is anthelmintic and useful in skin-diseases. **H. inebrians** and **H. wightianus** have similar uses. **Unof.**

Hydracetic (*hi-dras'-et-in*) [*hydra*, a water-serpent, C₂H₂N₂H₂(C₂H₂O). A derivative of coal-tar and a powerful antipyretic and antirheumatic; its use, however, is attended with danger. Dose gr. ½ to ij. An ointment (10 per cent.) is recommended in psoriasis. **Unof.**

Hydracid (*hi-dras'-id*) [*hydōn*, water; *acidum*, acid]. A term sometimes used in chemistry to denote an acid formed by a combination of hydrogen and some acid element or radicle other than oxygen. Hydrochloric acid, HCl, and hydrogen or hydric sulphid, H₂S, are examples.

Hydradenitis (*hi-drad-en-i'tis*) [*hydōn*, water; *adēn*, gland; *itis*, inflammation]. 1. Same as *Hydroadenitis*. 2. Lymphadenitis. **H. destruens suppurativa**. See *Hydroadenitis phlegmonosa*.

Hydradenoma (*hi-drad-en-oh-ma*). Same as *Hidradenoma*.

Hydræmia (*hi-dræ'-me-ah*). See *Hydræmia*.

Hydræropericardium (*hi-drah-er-oh-per-ik-ar'-de-um*) [*hydōn*, water; *hērō*, air; *perī*, around; *kapōia*, heart]. The presence of fluid and gas in the pericardium.

Hydræropleuria (*hi-drah-er-oh-plu'-re-ah*) [*hydōn*, water; *hērō*, air; *pleura*, side]. Same as *Hydropleurothorax*.

Hydragogue (*hi'-drag-og*) [*hydōn*, water; *agōgos*, leading]. 1. Expelling water. 2. A purgative that causes copious liquid alvine discharges.

Hydramin (*hi'-dram-in*) [*hydōn*, water; *amin*]. Any one of the oxyethyl bases produced by the action of aqueous ammonia upon ethylene oxid. The hydramins are thick, strongly alkaline liquids, that decompose upon distillation.

Hydramnios (*hi-dram'-no-ōs*) [*hydōn*, water; *amnion*, fetal membrane]. An abnormal amount of amniotic fluid.

Hydrangea (*hi-dran'-je-ah*) [*hydōn*, water; *aggeion*, vessel]. A genus of saxifragaceous shrubs. The root of **H. arborecensis**, much used by the Cherokee Indians for calculi in the bladder, is said to be of some utility. Dose of the liquid extract ʒss-ij; of a decoction ʒj-ij. **Unof.**

Hydrangeion (*hi-dran'-je-on*) [*hydōn*, water, lymph; *aggeion*, vessel; *pl.*, *Hydrangeia*]. A lymphatic vessel.

Hydrangeitis (*hi-dran-je-i'tis*) [*hydōn*, water; *aggeion*, a vessel; *itis*, inflammation]. Inflammation of a lymphatic vessel; lymphangitis.

Hydrangiology (*hi-dran-je-oh-ō-jē*) [*hydōn*, water; *aggeion*, vessel; *logos*, science]. The science of the nature, functions, and diseases of the lymphatics.

Hydranth (*hi'-dranth*) [*ἵδρα*, hydra; *ἄνθος*, flower]. In biology, the proper nutritive zooid of the Hydrosoma.

Hydrargism (*hi-drar'-gizm*). See *Mercurialism*.

Hydrargyria (*hi-drar-jir'-e-ah*). See *Mercurialism*.

Hydrargyriasis (*hi-drar-jir'-is-ah*). See *Mercurialism*.

Hydrargyrisim (*hi-drar'-jir-izm*). See *Mercurialism*.

Hydrargyromania (*hi-drar-jir'-o-ma'-ne-ah*) [*ἵδραργυρος*, mercury; *μανία*, madness]. Insanity due to the unwise use of mercury.

Hydrargyrophobia (*hi-drar-jir'-o-fa'-be-ah*) [*ἵδραργυρος*, mercury; *φόβος*, fear]. Morbid dread of mercurial medicines.

Hydrargyrophthalmia (*hi-drar-jir'-off-thal'-me-ah*) [*ἵδραργυρος*, mercury; *ὀφθαλμία*, ophthalmia]. Ophthalmia due to mercurial poisoning.

Hydrargyrum (*hi-drar'-jir-um*) [*ἵδραργυρος*, mercury; *γεν.*, *Hydrargyri*]. Mercury. Quicksilver. Hg = 200; quantivalence II, IV. The only liquid metallic element, hence the common name, *quicksilver*. See *Elements, Table of*. In medicine, the metal, its nitrate, oxids, chlorids, and iodids are the salts most commonly, the sulphid and cyanid less frequently, used. In small doses continued not too long a time it is a tonic, purgative, and alterative. In larger doses, or too long continued, it is likely to produce pytalism. In "biliousness," mercurial purgatives have long been a favorite remedy, blue-mass, and mercurous chlorid or calomel being usually employed. In syphilis, mercuric chlorid and mercuric iodid are generally considered specific. Mercury in the form of calomel is useful in glandular inflammations. Formerly it was much used in the same form in typhoid fever and malarial fevers. The soluble salts of mercury are highly poisonous. **H. ammoniatum**, ammoniated mercury, "white precipitate," mercurammonium chlorid, NH_2HgCl , is used externally. **H. ammoniati, Ung.**, "white precipitate ointment" — ammoniated mercury 10, benzoated lard 90 parts. **H. benzoas**, $\text{Hg}(\text{C}_6\text{H}_5\text{CO}_2)_2$. Dose, in pill, gr. $\frac{1}{10}$. **H. carbolas**, easily absorbed. Dose, in pill, gr. $\frac{1}{2}$ – $\frac{1}{4}$. **H. chloridum corrosivum**, HgCl_2 (**H. perchloridum**, B. P.), corrosive chlorid of mercury, mercuric chlorid, "bichlorid of mercury," "corrosive sublimate." Soluble in water and alcohol; anti-syphilitic. Dose gr. $\frac{1}{10}$ – $\frac{1}{15}$. Very poisonous. **Liq. hydrarg. perchlorid.** (B. P.), contains gr. ss of the mercurial salt to the ounce. Dose $\bar{5}$ ss–ij. **H. chloridum mite**, Hg_2Cl_2 (**H. subchloridum**, B. P.), mild chlorid or subchlorid of mercury, mercurous chlorid, "calomel,"—laxative, tonic, and antipyretic. Insoluble in water and alcohol. Dose gr. $\frac{1}{20}$ –x. **H. subchlor.**, Ung. (B. P.), 1 to 6½ of benzoated lard. **H. cum ammonia, Emplastrum**. See *Ammonium*. **H. cum creta**, mercury with chalk, "chalk-mixture," "gray powder," contains mercury 38, clarified honey, 10, prepared chalk 57, water q. s. Dose gr. ss–x. **H. cyanidum**, $\text{Hg}(\text{CN})_2$, mercuric cyanid. Soluble in water and alcohol. It is recommended, with aconite, in diphtheria. Dose gr. $\frac{1}{10}$ – $\frac{1}{15}$. Poisonous. **H., Emplastrum**, mercurial plaster—mercury 30, oleate of mercury 12, lead-plaster q. s. **H. et arsenii iod.**, Liq., Donovan's Solution. See *Arsenic*. **H. flav.**, Lotio, unof., "yellow wash" for syphilitic sores—corrosive sublimate gr. xvij, lime-water $\bar{5}$ x. **Gilbert's Syrup**, unof., hydrarg. biniodid. gr. ij, potass. iodid. gr. cij, water $\bar{5}$ ij, syrup q. s. ad $\bar{5}$ x. **H. iodid. flavum**, Hg_2I_2 , green iodid of mercury, mercurous iodid. Dose gr. $\frac{1}{10}$ – $\frac{1}{15}$. **H. iodid. rubrum**, HgI_2 , red iodid or biniodid of mercury, mercuric

iodid. Soluble in a solution of potassium iodid. Poisonous. Dose gr. $\frac{3}{16}$ – $\frac{1}{16}$. **H. iodid. rub.**, Ung. (B. P.), one in 28. **H., Liniment** (B. P.), contains one part of mercury in six. **H., Massa**, "blue mass," "blue pill," has mercury 33, liquorice 5, althea 25, glycerin 3, confection of rose 34. It is used mainly as a purgative. Dose gr. ss–xx. **H. nigra**, Lotio, unof., "black wash" for syphilitic sores—calomel gr. xxx, lime-water $\bar{5}$ x. **H. nitrat.**, Liq., solution of mercuric nitrate. It is used as an escharotic. **H. nitrat. rub.**, Ung., unof., red ointment of mercuric nitrate, brown citrine ointment; it is made with cod-liver oil. **H. nitrat.**, Ung., citrine ointment,—mercury 7, nitric acid 17, lard-oil 76. **H. nitrat.**, Ung., Dil. (B. P.), citrine ointment and soft paraffin, 1 in 2. **H. oleat.**, contains yellow oxid 20, oleic acid 80. **H. oxid. flav.**, yellow oxid of mercury. Insoluble in water; soluble in nitric and hydrochloric acids. It is used in the preparation of ointments, etc. **H. oxid. flav.**, Ung., contains 10 per cent. of the oxid. **H. oxid. rub.**, red oxid of mercury. Dose gr. $\frac{3}{16}$ – $\frac{1}{16}$. **H. oxid. rub.**, Ung., contains 10 per cent. of the oxid. **H. salicylas**, $\text{HgC}_6\text{H}_4\text{OCOO}$. Dose gr. $\frac{1}{2}$, in pill. **H. subsulph. flav.**, $\text{Hg}(\text{HgO})_2\text{SO}_4$, yellow subsulphate of mercury, basic mercuric sulphate, "turpeth mineral." Soluble in nitro-hydrochloric acid. Dose, for emesis, gr. ij–v. **H. succinimidum** has been recommended for hypodermatic use. **H. sulph. rub.**, red mercuric sulphate, "cinnabar," is used only by fumigation. **H., Suppositoria** (B. P.), each contains gr. v of mercurial ointment. **H. tannas**, a green powder, rapidly absorbed. Dose gr. j, in pill. **H., Unguent.**, mercurial ointment, "blue ointment,"—mercury 450, lard 225, suet 225, comp. tinct. benzoin 40, old mercurial ointment 100; these are triturated until the globules of mercury disappear under a magnifying glass. It is used to produce the physiologic effects of mercury by inunction.

Hydrarthrosis (*hi-drar-thro'-sis*) [*ἵδρα*, water; *ἄρθρον*, joint]. An effusion of fluid into a joint, usually the result of chronic synovitis. It is called also **Hydrops articuli**, dropsy of the joint, white swelling, etc.

Hydrarthrus (*hi-drar'-thrus*). See *Hydrarthrosis*.

Hydrastin (*hi-dras'-tin*) [*ἵδρα*, water; *δρᾶν*, to act], $\text{C}_{23}\text{H}_{23}\text{NO}_6$. 1. An alkaloid occurring together with berberin ($\text{C}_{20}\text{H}_{17}\text{NO}_4 + 4\text{H}_2\text{O}$) in the roots of *Hydrastis canadensis* (q. v.); I^2 –4 grains may be given per diem, in divided doses. In over-doses it may have poisonous effects. 2. A precipitate from a tincture of the root of *Hydrastis canadensis*; it is laxative, cholagogue, alterative, tonic, antiseptic, etc. Dose gr. j–ij. Unof.

Hydrastinin (*hi-dras'-tin-in*) [*ἵδρα*, water; *δρᾶν*, to act], $\text{C}_{11}\text{H}_{13}\text{NO}_3$. An alkaloid obtained by the oxidation of hydrastin. It is useful in chronic metritis and in salpingitis, controls hemorrhage, and is a good substitute for ergot. It stimulates the cardiac muscle and causes contraction of the lumen of arteries. Dose of the hydrochlorate gr. ij–iv, hypodermatically.

Hydrastis (*hi-dras'-tis*) [*ἵδρα*, water; *δρᾶν*, to act]. Golden seal. The roots of *H. canadensis*, with properties due to several alkaloids, the principal being hydrastin, q. v. It is a simple, bitter tonic, with anti-periodic properties, and arrests the movements of white blood-corpuscles. It is useful in catarrh of the stomach and urinary organs, and as a lotion in gonorrhoea and gleet. Dose of the fld ext., $\text{m}\bar{v}$ –xxx; of the tinct. (20 per cent.) $\bar{5}$ ss–ij. **H., Ext.**, Liquid. (B. P.) Dose $\text{m}\bar{v}$ –xxx. **H., Glyceritum**, hydrastis 10, glycerin 5, alcohol and water, q. s. **H., Tinct.**, 20 per cent. strength. Dose $\text{m}\bar{x}$ – $\bar{5}$ j. Unof.

- Hydrate** (*hi' drat*) [*i'drap*, water]. A compound of an elementary atom, or of a radical, with the radical $\frac{1}{2}H_2O$, or H_2O , or $2OH$, as the hydrogen atom may be positive or negative. Practically a hydrate is considered as a molecule of water with its basic atom of hydrogen or its equivalent electric positive atom. Potassium hydrate, $K_2O \cdot H_2O$, is derived from water, H_2O .
- Hydration** (*hi' dray' shun*) [*i'drap*, water]. The process by which a dry solid substance becomes impregnated or saturated with water.
- Hydrazin** (*hi' dray' zin*) [*i'drap*, water; *iazoo*, nitrogen]. $H_2N \cdot NH_2$. Diamine; a colorless stable gas, soluble in water, having a peculiar odor, and a strong alkaline reaction. Oxidum is prepared from it. See *Pharmacopoeia*, 2. One of a class of bodies derived from ammonia by replacing one or more of its hydrogen atoms by a compound radical.
- Hydrazones** (*hi' dray' zon*) [*i'drap*, water; *azotum*, nitrogen]. Phenylhydrazones; a group of chemical bodies produced by the action of phenylhydrazin upon various compounds. They are usually crystalline compounds, insoluble in water. They are yellow or brown in color, and almost invariably decompose upon fusion.
- Hydreicium** (*hi' dray' shum*) [*i'drap*, water; *oikos*, house; *gaster*, *hi' dras'tis*]. In biology, the sac for the reception of a protruded nose attached to the swimming-bladder of an hyzozoan.
- Hydrectasis** (*hi' dray' shas'tis*) [*i'drap*, water; *iktasis*, a stretching out]. Distention by water or by a watery fluid.
- Hydremesis** (*hi' dray' mays' is*) [*i'drap*, water; *emisis*, vomiting]. The vomiting of a watery material.
- Hydremia** (*hi' dray' may' iah*) [*i'drap*, water; *aima*, blood]. A watery condition of the blood due to defective red corpuscles or to imperfect fibrination. It accompanies albuminuria and certain other exhausting diseases.
- Hydrecephal** (*hi' dray' shay' el' a'*) [*i'drap*, water; *kephalaion*, brain]. A hydrocephalic brain.
- Hydrecephalitis** (*hi' dray' shay' el' a' tis*) [*i'drap*, water; *kephalaion*, brain; *itis*, inflammation]. Inflammatory hydrocephalus.
- Hydrecephalocoele** (*hi' dray' shay' el' a' loy' el' a'*) [*i'drap*, water; *kephalaion*, brain; *kythos*, hernia]. Encephalocoele in which the tumor is in part composed of a watery fluid. **H. palatina**, a variety of hydrocephalocoele in which the dura mater distended with serum, protrudes into the mouth, forming a tumor possibly as large as a small apple.
- Hydrecephalus** (*hi' dray' shay' el' a'*). See *Hydrocephalus*.
- Hydrenterocele** (*hi' dray' shay' el' a'*) [*i'drap*, water; *enteron*, intestine; *kythos*, hernia]. Intestinal hernia, in which the wall contains some extravasated fluid.
- Hydrenterorhea** (*hi' dray' shay' el' a' riy'*) [*i'drap*, water; *enteron*, intestine; *rhoe*, flow]. A watery diarrhea.
- Hydrinasis** (*hi' dray' shay' is*). See *Hydrotherapeutics*.
- Hydrinatic** (*hi' dray' shay' tis*) [*i'drap*, water; *iatros*, healer]. Pertaining to the cure of disease with water.
- Hydrinatic treatment** (*hi' dray' shay' tis' trit'ment*) [*i'drap*, water; *iatros*, physician]. Resorting to the treatment of disease with water.
- Hydrinatory** (*hi' dray' shay' i' a'*). See *Hydrotherapeutics*.
- Hydrinous** (*hi' dray' shay' us*) [*i'drap*, water]. Containing water.
- Hydrin** (*hi' dray' shay'*) [*i'drap*, water]. A chemical compound containing hydrogen in its composition.
- Hydrolic** (*hi' dro' lib' e' shay'*) [*i'drap*, water; *oidos*, like a vessel]. Pertaining to hydrogen and fluids. **H. Acid**, H_2O , water, is a colorless, tasteless, non-volatile color and odorless liquid. It freezes at $-32^{\circ}C$. The syrup of
- hydrolic acid contains 1 per cent. of absolute **III**. Dose, $\bar{5}$ j-iv, well diluted.
- Hydro-** (*hi' dro-*) [*i'drap*, water]. A prefix signifying water, or that water forms a structural part. See, also, *Hydrate*.
- Hydroa** (*hi' dro' ah*) [*i'drap*, water; *oon*, egg]. A term including a group of vesicular and bullous skin-eruptions presenting many points of affinity with vesicating erythemata, herpes, and pemphigus. The group includes the diseases described as *Dermatitis herpetiformis*, *Pemphigus pruriginosus*, *Urticaria vesicans*, and *Herpes gestationis*, and is by no means uncommon. Hydroa occurs in individuals of the neurotic temperament; its course is chronic, but with a decided tendency toward ultimate recovery. (*Hydroa*, as the name of a skin disease, is much confused in meaning with *Hidra*, *g. v.*) **H. bullosa**. See *H. pruriginosum*. **H. aestivale**. See *H. vacciniforme*. **H. febrile**. See *Herpes facialis*. **H. gestationis**, that of pregnancy. **H. herpetiforme**. Also called *Dermatitis herpetiformis*; *Herpes gestationis*; *Herpes circinatus bullosus*; *Pemphigus circinatus*. See *Pemphigus pruriginosus*. **H. pruriginosum**. *Hydroa bullosa*; a very rare form, attended at its development with intense itching, and sometimes preceded by slight febrile symptoms, followed by the formation of small bullae not exceeding the size of a split pea, and commencing as vesicles, without any antecedent lesion. Slight umbilication occurs, followed by desiccation, and the formation of scales or crusts. Successive crops are formed, the bullae being discrete or grouped irregularly, but never in circles. **H. puerorum**. See *H. vacciniforme*. **H. vacciniforme**. *Hydroa aestivale*; *Hydroa puerorum*; *Recurrent summer eruption*; a recurring summer eruption of boyhood, usually with vesicles that leave scars. The disease generally begins in the first, second, or third year of life, and is often preceded by articular symptoms. The eruption develops chiefly on the uncovered parts, and is generally preceded by burning or pain, fulness of the region attacked, anorexia, and insomnia. Red spots appear, and on these rounded vesicles develop, singly or in groups, varying in size from that of a millet-seed to that of a large pea. They may coalesce into an irregularly outlined flattish bulla. The redness remains as an areola. These bullae dry up, rupture, or become umbilicated, and form crusts which, on separating, leave slightly depressed scars resembling those of smallpox. The pathology is unknown.
- Hydroadipsia** (*hi' dro' ad' ip' se' ah*) [*i'drap*, water; *a*, priv.; *dispa*, thirst]. Absence of thirst, or of desire for water.
- Hydrobenzamid** (*hi' dro' ben' zam' id*) [*i'drap*, water; *benzoin*; *amid*], $C_{21}H_{15}N_2$. Azobenzoyl hydrid, a crystalline compound, soluble in alcohol.
- Hydrobenzoïn** (*hi' dro' ben' zol' in*) [*i'drap*, water; *benzoin*], $C_{11}H_7O_2$. A compound prepared by the action of sodium amalgam on benzoïn. It dissolves with difficulty in water, is readily soluble in alcohol, and crystallizes in large, shining, rhombic plates, melting at $134^{\circ}C$.
- Hydrobilirubin** (*hi' dro' bil' e' ru' bin*) [*i'drap*, water; *bilis*, bile; *ruber*, red], $C_{59}H_{100}N_4O_7$. A rose-red or brown red pigment formed by treating a solution of bilirubin or biliverdin in dilute alkali with sodium amalgam. It is slightly soluble in water, easily so in alcohol, ether, and chloroform. It is a coloring-matter of feces, said to be identical with stercobilin, and is sometimes found in urine.
- Hydrobiosis** (*hi' dro' bi' o' sis*) [*i'drap*, water; *bios*, life]. In biology, the origin and maintenance of life in fluid media.

Hydrobromate (*hi-dro-bro'-mät*) [*ἵδωρ*, water; *βρῶμος*, a stench]. A basic salt of hydrobromic acid.

Hydrobromic (*hi-dro-bro'-mik*) [*ἵδωρ*, water; *βρῶμος*, stench]. Composed of hydrogen and bromin. **H. Acid.** See *Acid, Hydrobromic*. **H. Ether**, C_2H_5Br . Bromid of ethyl. A colorless, translucent liquid, with a neutral reaction, ethereal smell, and a pungent, sweet taste; its specific gravity is 1.4733; it boils at $104^\circ F.$ ($40.7^\circ C.$), and burns with difficulty with a green, smokeless flame. It is prepared by distilling alcohol with either bromin, hydrobromic acid, or bromid of phosphorus. It is only slightly soluble in water, but freely so in ether or alcohol. It is used as an anesthetic. See *Anesthetic*.

Hydrobromid (*hi-dro-bro'-mid*). Same as *Hydrobromate*.

Hydrocaffeic Acid (*hi-dro-kaf-'e'-ik*). See *Acid*.

Hydrocarbon (*hi-dro-kar'-bon*) [*ἵδωρ*, water; *carbo*, charcoal]. A name applied to any one of a multitude of compounds composed mainly of hydrogen and carbon, but also under certain conditions containing other elements as substitution-products. The possibilities of the number of such compounds may be seen in the following series, perhaps the simplest, carbon, C, being a tetrad, and requiring four monad atoms to saturate its valence:—

Methane, CH_4 .
Ethane, C_2H_6 .
Propane, C_3H_8 .
Butane, C_4H_{10} .
Pentane, C_5H_{12} .

In either of these one or more atoms of hydrogen may be replaced by other atoms or radicals without altering the structure of the compound.

It will be noticed that the members of the series differ by CH_2 in the present case. The various members of the Fat-series are usually indicated as follows:—

Paraffin Series, C_nH_{2n+2} ,
Olefins, C_2H_{2n} ,
Acetylenes, C_2H_{2n-2} ,
in which n stands for any number of carbon atoms. Thus, if $n = 3$, the corresponding member of the Paraffin series would be C_3H_8 , etc. All the hydrocarbons are inflammable. They occur in nature as marsh-gas (fire-damp), natural gas, naphtha, petroleum, asphaltum, ozocerite, etc., in a multitude of forms. They, with their derivatives, form the subject-matter of organic chemistry. A *Table of the Hydrocarbons* is appended.

TABLE OF HYDROCARBONS.

1. PARAFFINS (ETHANES), C_nH_{2n+2} .

NAME.	FORMULA.	PHYSICAL CON-DITION.	MELTING-POINT (CENTIGRADE).	BOILING-POINT (CENTIGRADE).	SPECIFIC GRAVITY (AT THE MELTING-POINT).
Methane, . . .	CH_4	Gas			0.5505
Ethane,	C_2H_6	Gas			
Propane, . . .	C_3H_8	Gas			
Butane,	C_4H_{10}	Gas		0°	
Pentane, . . .	C_5H_{12}	Liquid		$37-39^\circ$	
Hexane, . . .	C_6H_{14}	Liquid		71.5°	0.653
Heptane, . . .	C_7H_{16}	Liquid		99°	0.6967
Octane,	C_8H_{18}	Liquid		125°	0.718
Nonane, . . .	C_9H_{20}	Liquid	-51°	149.5°	0.7330

TABLE OF HYDROCARBONS.—Continued.

1. PARAFFINS (ETHANES).—Continued.

NAME.	FORMULA.	PHYSICAL CON-DITION.	MELTING-POINT (CENTIGRADE).	BOILING-POINT (CENTIGRADE).	SPECIFIC GRAVITY (AT THE MELTING-POINT).
Decane, . . .	$C_{10}H_{22}$	Liquid	-32°	173°	0.7456
Undecane, . .	$C_{11}H_{24}$	Liquid	-26.5°	194.5°	0.7715
Dodecane, . .	$C_{12}H_{26}$	Liquid	-12°	214°	0.773
Tridecane, . .	$C_{13}H_{28}$	Liquid	-6.2°	234°	0.775
Tetradecane, .	$C_{14}H_{30}$	Liquid	$+4.5^\circ$	252.5°	0.775
Pentadecane, .	$C_{15}H_{32}$	Liquid	$+16^\circ$	270.5°	0.775
Hexadecane, .	$C_{16}H_{34}$	Solid	$+18^\circ$	287.5°	0.775
Hepdecane, . .	$C_{17}H_{36}$	Solid	$+22.5^\circ$	303°	0.776
Octdecane, . .	$C_{18}H_{38}$	Solid	25°	317°	0.776
Nondecane, . .	$C_{19}H_{40}$	Solid	32°	330°	0.777
Eicosane, . . .	$C_{20}H_{42}$	Solid	36.7°	345°	0.777
Heicicosane, .	$C_{21}H_{44}$	Solid	40.4°	358°	0.778
Docosane, . .	$C_{22}H_{46}$	Solid	44.4°	374.5°	0.778
Tricosane, . .	$C_{23}H_{48}$	Solid	47.7°	384°	0.778
Tetracosane, .	$C_{24}H_{50}$	Solid	51.1°	393°	0.778
Pentacosane, .	$C_{25}H_{52}$	Solid			
Hexacosane, . .	$C_{26}H_{54}$	Solid			
Heptacosane, .	$C_{27}H_{56}$	Solid	59.5°	407°	0.779
Octcosane, . .	$C_{28}H_{58}$	Solid			
Noncosane, . .	$C_{29}H_{60}$	Solid			
Hen tria con-tane, . . .	$C_{31}H_{64}$	Solid	68.1°	430°	0.780
Dotriacontane, .	$C_{32}H_{66}$	Solid	70°	436°	0.781
Pentatriacontane,	$C_{35}H_{72}$	Solid	74.7°	451°	0.781
Hexacontane, .	$C_{60}H_{122}$	Solid	102°		

Under 760 mm. pressure.
Under 15 mm. pressure.

2. ALKYLENS (OLEFINS), C_nH_{2n} .

Methylene, . .	CH_2	Does not exist in the free state.			
Ethylene, . . .	C_2H_4	Gas		-105°	
Propylene, . .	C_3H_6	Gas			
Trimethylene, .	C_3H_6	Gas			
Butylene, . . .	C_4H_8	Gas		-5°	
Amylene, . . .	C_5H_{10}	Liquid		$+37^\circ$	
Hexylene, . . .	C_6H_{12}	Liquid			
Heptylene, . .	C_7H_{14}	Liquid			
Cetene,	C_8H_{16}	Liquid			
	C_9H_{18}	Liquid			
	$C_{10}H_{20}$	Liquid			
	$C_{11}H_{22}$	Liquid			
Dodecylene, . .	$C_{12}H_{24}$	Liquid	-31.5°	96°	0.7954
	$C_{13}H_{26}$	Liquid			

Hydrocardia (*hi-dro-kar'-de-ah*). See *Hydropericardium*.

Hydrocaulus (*hi-dro-kaw'-lus*) [*i*δωρ, water; *καυός*, a stem; *pl.*, *Hydrocauli*]. In biology, the main stem of a hydrozoan colony.

Hydrocele (*hi'-dro-sel*) [*i*δωρ, water; *κήλη*, tumor]. A collection of serous fluid in the tunica vaginalis testis, or in connection with the testicle or cord. The term is applied, also, to a serous tumor in other locations.

Hydrocelia (*hi-dro-se'-le-ah*) [*i*δωρ, water; *κοιλία*, belly]. Dropsy of the belly or abdominal region.

Hydrocellulose (*hi-dro-sel'-u-los*) [*i*δωρ, water; *cellula*, a little cell], $C_{12}H_{22}O_{11}$. A body formed by moistening cellulose with a dilute mineral acid, and then drying. It is used in photography.

Hydrocelodes (*hi-dro-sel'-o'-des*) [*i*δωρ, water; *κήλη*, tumor; *είδος*, form]. A tumor resembling hydrocele, but due to an extravasation of urine.

Hydrocensis (*hi-dro-sen'-o'-sis*) [*i*δωρ, water; *κένωσις*, evacuation]. An evacuation of water either by the use of hydragogue cathartics or by the operation of "tapping" the cavity containing the accumulation of fluid. See *Paracentesis*.

Hydrocencotic (*hi-dro-sen'-o'-ik*) [*i*δωρ, water; *κένωσις*, evacuation]. Relating to or causing hydrocensis.

Hydrocephalic (*hi-dro-sef'-al'-ik*) [*i*δωρ, water; *κεφαλή*, head]. Pertaining to or affected with hydrocephalus.

H. Cry, the shriek of pain of the hydrocephalic child during the exacerbations.

Hydrocephalitis (*hi-dro-sef'-al'-i'-tis*). See *Hydrencephalitis*.

Hydrocephalocoele (*hi-dro-sef'-al-o-sel*) [*i*δωρ, water; *κεφαλή*, head; *κήλη*, a tumor]. Congenital hydrocephalus in which the encephalon protrudes through the ununited or undeveloped cranial wall.

Hydrocephaloid (*hi-dro-sef'-al-oid*) [*i*δωρ, water; *κεφαλή*, head; *είδος*, form]. Pertaining to or resembling hydrocephalus. **H. Disease**, Marshall Hall's Disease; a disease resembling hydrocephalus, sometimes observed in poorly-nourished infants just after weaning. It is a condition of nervous exhaustion, generally coming on after a prolonged illness, or following premature weaning. There is a stage of irritability and one of torpor. The pulse is irregular, the fontanel flaccid and hollow, and there is no, or but slight, tendency to vomiting. Stimulants and tonics arrest the progress of the condition.

Hydrocephalus (*hi-dro-sef'-al-u'*) [*i*δωρ, water; *κεφαλή*, head]. A collection of fluid in the cerebral ventricles (*internal hydrocephalus*) or outside the brain-substance (*external hydrocephalus*), preventing closure of the fontanels and causing enlargement of the skull. The head may measure as much as thirty inches in circumference. Wormian bones develop in the sutures and fontanels; the eyeballs are rendered prominent and at the same time their axes are depressed. Often there is a retardation of the mental development, and the patient usually dies within a few years. An acute hydrocephalus occurs in meningeal inflammation. The chronic form is congenital or infantile.

Hydrochionone (*hi-dro-ki'-non*) [*i*δωρ, water; *quinone*], $C_6H_6O_2$. A substance existing in urine as an ethereal compound with H_2SO_4 ; it is largely the cause of the dark color that this excretion assumes after the absorption of phenol on exposure to the air.

Hydrochlorate (*hi-dro-klol'-rat*) [*i*δωρ, water; *χλωρος*, green]. Any salt or compound of hydrochloric acid.

Hydrochloric Acid (*hi-dro-klol'-rik*). See *Acid, Hydrochloric*.

Hydrochlorid (*hi-dro-klol'-rid*) [*i*δωρ, water; *χλωρος*, green]. Same as *Hydrochlorate*.

Hydrocholecystis (*hi-dro-ko-le-sis'-tis*) [*i*δωρ, water; *χολή*, bile; *κίστις*, bladder]. Dropsy of the gall-bladder.

Hydrocinannamic Acid (*hi-dro-sin-am'-ik*). See *Acid*.

Hydrocirsocele (*hi-dro-sir'-so-sel*) [*i*δωρ, water; *κίρσος*, venous enlargement; *κήλη*, tumor]. Hydrocele accompanied with varicose veins of the spermatic cord.

Hydrocælia (*hi-dro-se'-le-ah*). See *Hydrocælia*.

Hydrocæroulgnone (*hi-dro-se-ru-li'-gnon*) [*i*δωρ, water; *cærul*, blue; *lignum*, wood], $C_{10}H_{14}O_6$. A divalent phenol, crystallizing from alcohol and glacial acetic acid in colorless leaflets, and melting at $190^{\circ}C$.

Hydrocollidin (*hi-dro-koll'-id-in*) [*i*δωρ, water; *κόλλα*, glue]. A highly poisonous ptomaine-base, so named by Gautier and Etard, and declared by them to be identical with the hydrocollidin obtained by Calours and Etard from the action of selenium on nicotine. Nencki, on the other hand, asserted its identity with a base (*collidin*) isolated by him in 1876, to which he had ascribed the formula $C_8H_{11}N$. The formula of Gautier and Etard's hydrocollidin is $C_8H_{13}N$. This ptomaine was obtained from chloroformic extract, from putrefying mackerel, and putrefying horse-flesh and ox-flesh. The free base is an almost colorless, alkaline, oily fluid, having a strong, penetrating odor like syringa. So small a dose as 0.0017 gram of the hydrochlorid, injected into birds, produced dizziness, paralysis, and death. The pupils remain normal, and the heart stops in diastole.

Hydrocolpocoele (*hi-dro-kol'-fo-sel*) [*i*δωρ, water; *κόλπος*, vagina; *κήλη*, tumor]. A serous tumor of the vagina.

Hydrocotarnin (*hi-dro-ko-tar'-nin*) [*i*δωρ, water; *cotarnin*], $C_{12}H_{15}NO_3 + 1\frac{1}{2}H_2O$. A crystalline alkaloid occurring in small amount in opium. It melts at $50^{\circ}C$, and is readily soluble in alcohol, ether, and chloroform.

Hydrocotoin (*hi-dro-ko'-to-in*) [*i*δωρ, water; *Sp.*, *coto*, a cubit], $C_{15}H_{11}O_4$. An alkaloid of coto-bark, occurring in yellowish crystals without taste.

Hydrocotyle (*hi-dro-ko'-il-e*) [*i*δωρ, water; *κοτύλη*, a cup]. Pennywort; a genus of umbelliferous herbs. The leaves of **H. asiatica** serve as a bitter tonic and alterative, and are very serviceable in skin-diseases, syphilitic sores, and leprosy. **H. centella**, of S. Africa, **H. umbellata**, of America, and **H. vulgaris**, of Europe, have been employed in medicine, but their properties are little known. **H. bonariensis**, of S. America, is diuretic. All unof.

Hydrocrania (*hi-dro-kr'a'-ne-ah*). Same as *Hydrocephalus*.

Hydrocyanic (*hi-dro-se-an'-ik*). See *Cyanogen*, and *Acid, Hydrocyanic*.

Hydrocyst (*hi'-dro-sist*) [*i*δωρ, water; *κίστις*, bladder]. A cyst containing a water-like liquid. Sometimes it is synonymous with hydratid. In biology, Huxley's name for singular organs found in certain of the Hydrozoa (especially the *Physophoridae*). They are pyriform sacs of ectoderm and endoderm, closed at their distal ends, but in free communication with the somatic cavity at their proximal end; they are arrested polypites in which the mouth has never become developed.

Hydroderma (*hi-dro-der'-mah*) [*i*δωρ, water; *δέρμα*, skin]. Dropsy of the skin.

Hydrodictyotomy (*hi-dro-dik-te-ot'-o-mé*) [*i*δωρ, water; *δικτυον*, net; *τομή*, section]. Surgical incision of the retina for the relief of edema.

Hydrodiuresis (*hi-dro-di-u-re'-sis*) [*i*δωρ, water; *δά*, through; *ὑπερτε*, to make water]. A copious flow of watery urine.

Hydro-electric (*hi-dro-ē-lek-trik*) [*īdros*, water; *ēlek-tros*, electricity]. Pertaining to electricity developed by the physical action of fluids in connection with water. **H. Bath**, a bath in which the metallic lining of the tub is connected with water supplied to a battery, the other being in contact with the person of the patient.

Hydrofluoric Acid (*hi-dro-flu-ō-rik*). See *Fluor*.

Hydrogaster (*hi-dro-gas-tēr*). Synonym of *Hydro*.

Hydrogen (*hi-dro-jen*) [*īdros*, water; *gēnō*, to produce]. **H.** A gaseous element, one part of which weighs 0.8966 gram. It is the volume of which, at its mixture combined with oxygen in the ratio of 1 to 2, under a tension of 0.50 atmosphere, exerts a pressure of about 4.7 tons per square inch on the water. With carbon, oxygen, and nitrogen it forms a number of radicals formerly known as hydrocarbons, but now often synthetically prepared. It is used largely in the qualitative detection of arsenic and antimony, and for combining with oxygen to produce intense heat. It has also been used by inhalation in pulmonary tuberculosis. See *Hydrogen*, *Table of*. **H. peroxid**, or **dioxid**, an unstable compound having the composition H_2O_2 . It is a powerful antiseptic and germicide, and is used as a disinfectant in diphtheria, glandular swellings and suppurative inflammations, and as an antispasmodic to relieve the paroxysms of whooping-cough. It is the basis of most hair bleaching solutions. **H. d.**, **Aqua**, solution of hydrogen sulphid, contains 3 per cent. by weight of the gas dissolved. **H. sulphid**. See *Acid Hydrosulphuric*.

Hydrogenesis (*hi-dro-jen-ē-sis*) [*īdros*, water; *gēnō*, to produce]. **H. d.** **Aqua**, solution of hydrogen sulphid, contains 3 per cent. by weight of the gas dissolved. **H. sulphid**. See *Acid Hydrosulphuric*.

Hydrogenosis (*hi-dro-jen-ō-sis*) [*īdros*, water; *gēnō*, to produce]. **H. d.** **Aqua**, solution of hydrogen sulphid, contains 3 per cent. by weight of the gas dissolved. **H. sulphid**. See *Acid Hydrosulphuric*.

Hydrohematocele (*hi-dro-hē-mā-to-sel*) [*īdros*, water; *hē-mā*, blood; *ōs*, tumor]. Hematocele associated with a hydrocele.

Hydrohemia (*hi-dro-hē-mi-ā*). Same as *Hydræmia*.

Hydrohmostat (*hi-dro-hōs-tat*) [*īdros*, water; *hōs-tōs*, stopped]. A device for stopping hemorrhage by means of hydrostatic pressure.

Hydrohemothorax (*hi-dro-hē-mō-thō-raks*) [*īdros*, water; *hē-mō*, blood; *thō-rax*, thorax]. An effusion of hemorrhage into the pleural cavity.

Hydrohymenitis (*hi-dro-hi-mē-ni-tis*). See *Hydry-*

Hydrohysteria (*hi-dro-hi-s-tēr-ia*). See *Hydrometra*.

Hydroid (*hi-dro-īd*) [*īdros*, water; *īdos*, form]. 1. A form of water. 2. A drug in water.

Hydroilactometer (*hi-dro-ī-lak-tō-mē-ter*) [*īdros*, water; *ī-lak-tōs*, milk; *ō-mē-ter*]. An instrument used in determining the percentage of water in any given sample of milk.

Hydroiatum (*hi-dro-ī-ā-tum*) [*īdros*, water; *ī-ā*, *Hydro*]. A medicated water.

Hydroilem (*hi-dro-ī-lēm*) [*īdros*, water; *ī-lēm*, oil]. A preparation consisting of an emulsion of cod liver oil, cod liver oil, and Isorax.

Hydrology (*hi-dro-ī-ō-jō*) [*īdros*, water; *ī-ō-jō*, sci-ence]. A treatise on the nature and uses of water.

Hydrolymph (*hi-dro-ī-ō-mf*) [*īdros*, water; *ī-ō-mf*, water]. A term applied to the blood of certain animals, and to the fluid of the salt or fresh water of the sea, and containing a small amount of albumen.

Hydrolyat (*hi-dro-ī-ō-yāt*) [*īdros*, water; *ī-yāt*, dis-solve]. A solution of sulphuric acid, diluted with water, used in the analysis; anhydrous.

Hydrolyte (*hi-dro-ī-ō-lit*) [*īdros*, water; *ī-ō-sis*, dissolving]. The substance hydrolyzed.

Hydrolytic (*hi-dro-ī-ō-īk*) [*īdros*, water; *ī-ō-tiv*, to dis-solve]. Pertaining to the decomposition of water, or the liberation of water during a chemie reaction. **H. Ferments**, those causing a combination with the elements of water in the substances they decompose.

Hydroma (*hi-dro-ī-ō-mā*) [*īdros*, water; *ō-mā*, a tumor; *pl.*, *Hydromata*]. A tumor containing water. A cyst or sac filled with water or serous fluid. Also, an edematous swelling. Also, the cystic dilatation of a lymphatic of the neck.

Hydromania (*hi-dro-ī-ō-mā-ni-ā*) [*īdros*, water; *man-ia*, madness]. 1. Intense or maddening thirst. 2. Mania with desire for suicide by drowning.

Hydromel (*hi-dro-ī-ō-mel*) [*īdros*, water; *mi-lli*, honey]. A fermented mixture of honey and water, whether medicated or not; a kind of mead or metheglin.

Hydromeningitis (*hi-dro-mē-ni-īl-tis*) [*īdros*, water; *mi-ni-īl*, a membrane; *itis*, inflammation]. Inflammation of the membranes of the brain or cord, accompanied by effusion of watery fluid.

Hydromeningocele (*hi-dro-mē-ni-īl-gō-sel*) [*īdros*, water; *mi-ni-īl*, membrane; *kēlē*, a tumor]. A cystic tumor of the meninges, protruding through the skull. Also, a cystic tumor in the arachnoid cavity or in the continuation of the subarachnoid space.

Hydrometer (*hi-dro-ī-ō-mē-ter*) [*īdros*, water; *mē-τρον*, a measure]. An instrument for determining the specific gravity of liquids or solutions containing water.

Hydrometra (*hi-dro-ī-ō-mē-trah*) [*īdros*, water; *mē-τρα*, the womb]. A collection of water or mucus in the womb. It may result from congenital atresia in infants, but usually follows an endometritis with stenosis of the cervix.

Hydrometrectasia (*hi-dro-mē-trēk-tā-ze-ah*) [*īdros*, water; *mē-τρα*, womb; *ēk-tāsīs*, a stretching out]. Hydrometra causing distention of the uterus.

Hydromicrencephalia (*hi-dro-mi-kren-sēf-ā-le-ah*) or **Hydromicrencephaly** (*hi-dro-mi-kren-sēf-ā-le*) [*īdros*, water; *mi-krōs*, small; *ī-kephālos*, the brain]. Micrencephaly leading to, or complicated by, a serous effusion within the cranial cavity.

Hydromphalocele (*hi-dro-mf-ā-lō-sel*) [*īdros*, water; *ō-mphālos*, navel; *kēlē*, hernia]. Cystic tumor in the sac of an umbilical hernia.

Hydromphalus (*hi-dro-mf-ā-lōs*) [*īdros*, water; *ō-mphā-los*, navel]. A tumor at the navel distended with water. It may arise either from ascites or umbilical hernia.

Hydromyelia (*hi-dro-mi-ē-le-ah*) or **Hydromyelus** (*hi-dro-mi-ē-lēs*) [*īdros*, water; *mi-ēlōs*, marrow]. Dilatation of the central canal of the spinal cord with an accumulation of fluid. It may be moderate or extreme.

Hydromyelitis (*hi-dro-mi-ē-lē-tis*) [*īdros*, water; *mi-ēlōs*, marrow; *itis*, inflammation]. Same as *Hydro-rhachis interna*.

Hydromyringa, or **Hydromyrix** (*hi-dro-mi-īng-ā* or *hi-dro-mi-īng-ā*) [*īdros*, water; *myri-x*, the tympanic membrane]. 1. The distention of the membrana tympani with water effused within its substance. 2. Less correctly, the same as *Hydrotympaanum*.

Hydronaphthol (*hi-dro-naf-thel*) [*īdros*, water; *nāftha*, asphalt]. A proprietary preparation recommended as an odorless, non-poisonous, and non-corrosive antiseptic. It is regarded by some as identical with betanaphthol. Dose gr. ij-v. Unof.

Hydronaphthylamin (*hi-dro-naf-thil-am-in*) [*īdros*, water; *nāftha*, asphalt; *amin*], $C_{10}H_7H_2N$. A compound, called also tetrahydrobetanaphthylamin; a solution of 1 to 5 per cent., whether used topically

or hypodermatically, causes great dilatation of the pupil.

Hydruncus (*hi-dron'g'-kus*) [*ἵδωρ*, water; *ὄγκος*, mass]. A distention or swelling caused by an accumulation of water. See, also, *Edema* and *Anasarca*.

Hydronephrosis (*hi-dro-nef-ro'-sis*) [*ἵδωρ*, water; *νεφρός*, kidney]. A collection of urine in the pelvis of the kidney from obstructed outflow. The obstruction may be caused by an impacted calculus, a stenosed ureter, congenital deformities, or new-growths. The cyst may vary in size, being either very small or enormous. Hydronephrosis is marked clinically by the presence of a tumor in the renal region, soft and fluctuating, and usually painless. **H.**, **Intermittent**, one in which there is from time to time the occurrence of a free discharge of urine, with diminution in the size of the renal tumor; ordinarily the retention is the result of twisting or kinking of a ureter.

Hydronephrotic (*hi-dro-nef-ro't'-ik*) [*ἵδωρ*, water; *νεφρός*, kidney]. Relating to, affected with, or of the nature of, hydronephrosis.

Hydronosos (*hi-dron'-o-sus*) [*ἵδωρ*, water; *νόσος*, disease]. A disease attended with dropsy.

Hydroparesis (*hi-dro-par'-es-is*) [*ἵδωρ*, water; *πάρσις*, paralysis]. A paretic affection characterized by watery effusions, such as are seen in beriberi.

Hydrophathy (*hi-dro'ph'-ath-y*) [*ἵδωρ*, water; *πάθος*, disease]. The treatment of diseases by the use of water, externally and internally.

Hydropedesis (*hi-dro-ped'-e-sis*). See *Hydropedesis*.

Hydropericarditis (*hi-dro-per-ik-ar-dí-tis*) [*ἵδωρ*, water; *περί*, around; *καρδία*, heart; *τις*, inflammation]. Pericarditis accompanied by serous effusion into the pericardium.

Hydropericardium (*hi-dro-per-ik-ar'-de-um*) [*ἵδωρ*, water; *περί*, around; *καρδία*, heart]. A collection of water within the pericardium. It may be active, passive, or mechanical, but is generally the result of kidney-disease, valvular lesions of the heart, or chronic affections of the lungs.

Hydroperididymia (*hi-dro-per-e-did-im'-e-ah*) [*ἵδωρ*, water; *περί*, around; *διδυμός*, testicle]. Hydrocele.

Hydropertoneum (*hi-dro-per-it-on'-e-um*). See *Ascites*.

Hydrophallus (*hi-dro-fal'-us*) [*ἵδωρ*, water; *φαλλός*, penis]. A dropsical swelling of the penis.

Hydrophilous (*hi-dro'fil'-us*) [*ἵδωρ*, water; *φίλος*, loving]. In biology, applied to plants that are fertilized through the agency of water.

Hydrophlegmasia (*hi-dro-fleg-ma'-ze-ah*) [*ἵδωρ*, water; *φλεγμασία*, inflammation]. Any phlegmasia or inflammation characterized by serous effusion.

Hydrophobe (*hi'-dro-fób*) [*ἵδωρ*, water; *φόβος*, fear]. A person who is affected with rabies.

Hydrophobia (*hi-dro-fób'-e-ah*) [*ἵδωρ*, water; *φόβος*, dread]. A symptom of rabies in man, consisting in fear of, or inability to swallow, water. The term is used commonly as a synonym of *Rabies*, and particularly of the disease in man. **H.**, **Pseudo-**. See *Pseudo-hydrophobia*.

Hydrophobic (*hi-dro-fób'-ik*) [*ἵδωρ*, water; *φόβος*, dread]. Pertaining to, or having the nature of, hydrophobia. **H.** **Tetanus**. See *Kopf-tetanus*.

Hydrophobophobia (*hi-dro-fó-bo-fób'-e-ah*) [*ἵδωρ*, water; *φόβος*, fear]. A morbid and intense dread of hydrophobia.

Hydrophone (*hi'-dro-fón*) [*ἵδωρ*, water; *φωνή*, the voice]. An instrument used in auscultatory percussion, the sound being conveyed to the ear through a column of water.

Hydrophthalmia (*hi-dro'ph'-thal-me-ah*) [*ἵδωρ*, water; *ὄφθαλμός*, eye]. An increase in the fluid contents of

the eye, resulting in *glaucoma*, *keratoglobus*, *staphyloma*, etc.

Hydrophthalmos (*hi-dro'ph'-thal-mos*). See *Keratoglobus*.

Hydrophyllum (*hi-dro-fil'-e-um*) [*ἵδωρ*, water; *φύλλον*, leaf]. In biology, one of the protective envelopes of the nutritive zooids in a colony of hydrozoa.

Hydrophyr (*hi'-dro-fer*) [*ἵδωρ*, water]. Brücke's name for a variety of peptone insoluble in alcohol. See *Peptone*.

Hydrophysocoele (*hi-dro-sí-ze-sel*) [*ἵδωρ*, water; *οἴσις*, air; *κίστη*, tumor]. Hernia containing both serous fluid and a gas.

Hydrophysometra (*hi-dro-sí-ze-me'-trah*) [*ἵδωρ*, water; *οἴσις*, wind; *μήτρα*, womb]. An abnormal collection of water, or other fluid, and gas, in the womb.

Hydrophyton (*hi-dro'fil'-it-on*) [*ἵδωρ*, water; *φυτόν*, a plant; *φλ.*, *Hydrophyta*]. In biology, the branching structure furnishing support to a colony of hydrozoa.

Hydropic (*hi-dro'fik*) [*ἵδρωτικός*, dropsical]. Pertaining to dropsy.

Hydropica (*hi-dro'fik-ah*) [*ἵδρωτικός*, dropsical]. Medicines useful in dropsy; especially diuretic remedies.

Hydroplanula (*hi-dro-plan'-u-lah*) [*hydra*, a genus of hydrozoans; *planula*, a stage of the embryo]. In biology, an embryo hydrozoan between the planula and the tentaculated actinula.

Hydroplasm (*hi'-dro-plazm*) [*ἵδωρ*, water; *πλάσμα*, plasma]. A fluid constituent of protoplasm, or of any plasma.

Hydropneumatois (*hi-dro-nu-mat-o'-sis*) [*ἵδωρ*, water; *πνευματώσις*, inflation]. An abnormal or morbid collection of water, or other fluid, and air, within any of the tissues of the body. See, also, *Hydropneumonia*.

Hydropneumonia (*hi-dro-nu-mo'-ne-ah*) [*ἵδωρ*, water; *πνεύμων*, the lung]. A disease thought to consist of a serous infiltration into the lung; pulmonary edema; also, an effusion within the pleura sometimes accompanying pneumonia.

Hydropneumopericardium (*hi-dro-nu-mo-per-ik-ar'-de-um*) [*ἵδωρ*, water; *πνεύμα*, air; *περικάρδιον*, pericardium]. A morbid collection of air and water within the pericardium. It causes the clacking sound commonly known as the "water-wheel" sound.

Hydropneumothorax (*hi-dro-nu-mo-tho'-raks*) [*ἵδωρ*, water; *πνεύμα*, air; *θώραξ*, thorax]. Air (or gas) and water (or serous effusion) in the pleural cavity.

Hydropolyp (*hi-dro-pól'-ip*) [*ἵδωρ*, water; *πολύπους*, polyp]. In biology, a hydroid polyp; a nutritive zooid of a hydrozoan colony.

Hydrops (*hi'-dro'ps*) [*ἵδρωσις*, dropsy]. Dropsy; an abnormal collection of fluid in a cavity or part of the body. See *Anasarca*. **H.** **articulari**, a watery effusion into the synovial cavity of a joint. **H.** **cerebri**, hydrocephalus. **H.** **fibrinosus**, effusion into a joint, with fibrinous deposits. **H.** **oculi**. Same as *Hydrophthalmia*. **H.** **paralyticus**, that in paralyzed parts. **H.** **renalis**. See *Hydronephrosis*. **H.** **spurius**, from obstruction of the natural outlet of a secreting organ. **H.** **tubæ**. Same as *Hydrosalpinx*, *q. v.* **H.** **tubarum**. See *Hydrosalpinx*. **H.**, **Tuberculous**, a copious effusion into a joint from tuberculous affection of the synovial membrane. **H.** **vesicæ felleæ**, dropsy of the gall-bladder.

Hydroptic (*hi-dro'fik*). Same as *Hydropic*.

Hydropneumothorax (*hi-dro-pi-o-nu-mo-tho'-raks*) [*ἵδωρ*, water; *πῖον*, pus; *πνεύμα*, air; *θώραξ*, chest]. Hydro-pneumothorax, associated with the presence of pus.

Hydropyosalpinx (*hi-dro-pi-o-sal'-pingks*) [*ἵδωρ*, water; *πῖον*, pus; *σάλπιγξ*, tube]. An accumulation of water and pus in an oviduct.

Hydopyretic (*hi-dro-pyret'ik*) [*ἵδωρ*, water; *πυρετικός*, heat]. Pertaining to, or affected with, hydopyretosis.

Hydopyretosis (*hi-dro-pyret'osis*) [*ἵδωρ*, water; *πυρετικός*, heat]. Sweating fever.

Hydroquinin (*hi-dro-kin'one*) [*ἵδωρ*, water; *κίνησις*, Peruvian bark], $C_{10}H_8N_2O_2$. An alkaloid obtained from emeltona, said to be an admirable antipyretic. Umet.

Hydroquinone (*hi-dro-kin'one*) [*ἵδωρ*, water; *κίνησις*, Peruvian bark], $C_6H_4(OH)_2$. Quinone, a divalent phenol that oxidizes to quinone, or when with dilute H_2SO_4 , or treated by oxidation of aniline. It crystallizes in monoclinic crystals, colorless prisms, that melt at $100^{\circ}C$. It is readily soluble in water, alcohol, and ether, and is used as an antipyretic, without producing any of the effects of salicylic acid; it is also used as an antiseptic. Dose, gr. $\frac{1}{2}$ to 1. Umet.

Hydrotheca (*hi-dro-thek'ah*) [*ἵδωρ*, water; *θηκα*, root]. In biology, the cells of attachment of a *Hydra* or the hollow tubes of organs in other *Hydrozoa*.

Hydrorrhachiocentesis (*hi-dro-rak'io-sen-tē'sis*) [*ἵδωρ*, water; *ῥαχίς*, spine; *κέντησις*, puncture]. Puncture of the spinal meninges in the treatment of hydrothorax.

Hydrorrhachis (*hi-dro-rak'is*) [*ἵδωρ*, water; *ῥαχίς*, spine]. Dr. spinal effusion within the vertebral canal. **H.** interna, syringomyelia, p. 107.

Hydrorrhachitis (*hi-dro-rak'itis*) [*ἵδωρ*, water; *ῥαχίς*, spine; *ῖτις*, inflammation]. Hydrorrhachis with inflammation. See *Syringomyelia*.

Hydorrhea (*hi-dro-rē'ah*) [*ἵδωρ*, water; *ῥοή*, flow]. A flow of water. **H. gravidarum**, a condition occurring occasionally in the pregnant woman, in which there is a periodic discharge from the uterus of thin mucus that accumulates as a result of hypertrophy of the uterine glands with excessive secretion.

Hydrosadenitis (*hi-dro-sad-en'itis*) [*ἵδωρ*, water; *ἄδην*, gland; *ῖτις*, inflammation]. See *Hydrosadenoma*.

H. phlegmonosa, a furunculus beginning in a gland. It is also called *Hydradenitis destruciva* (Bartholin), *Politzer*, *Acnitis* (Barthélemy), and *Acnitis* (Lukasiewicz).

Hydrosalpinx (*hi-dro-sal'pinx*) [*ἵδωρ*, water; *σάλπιγξ*, Fallopian tube]. A distention of the Fallopian tube with a watery effusion, and its obstruction at the fimbriated extremity, caused by inflammation. It is frequently a result of gonorrhoea.

Hydrosarca (*hi-dro-sar'kah*). See *Anaerob.*

Hydrosarcocele (*hi-dro-sar'ko-sē*) [*ἵδωρ*, water; *σαρκώδης*, fleshy; *ἕρμα*, hernia]. Sarcocele with dropsy of the testis, or with true hydrocele.

Hydrosarcocele (*hi-dro-sar'ko-sē*) [*ἵδωρ*, water; *ἕρμα*, hernia; *σαρκώδης*, fleshy]. Dropsical hernia of the testis.

Hydrosoma (*hi-dro-sō'mā*) [*ἵδωρ*, water; *σῶμα*, body]. In biology, the entire double-layered body of a hydroid.

Hydrospematocyst (*hi-dro-sper'mat'isist*) [*ἵδωρ*, water; *σπέρμα*, sperm; *κύστις*, cyst]. A hydrocele of the testis of a hydroid.

Hydro-sphygmograph (*hi-dro-sf'ig-m'og'raf*) [*ἵδωρ*, water; *σφύγμα*, pulse; *γράφω*, to write]. A sphygmograph with a hydrostatic registering device for measuring the pressure of the body of water.

Hydrostatic. **Hydrostatics** (*hi-dro-sta'tik, or'iks*) [*ἵδωρ*, water; *στατικός*, standing]. The science treating of the equilibrium of liquids in a fluid. **H. Test.** See *Hydro.*

Hydrostomia (*hi-dro-stō'mi*) [*ἵδωρ*, water; *στόμα*, mouth]. A condition of the mouth from the mouth.

Hydrosulphathy (*hi-dro-sul'fat*) [*ἵδωρ*, water; *θῆσις*, sulphur]. Treatment of dis-

ease by sweating and the use of water internally or externally, or both.

Hydrosulphuric acid (*hi-dro-sul'fat-rik*). See *Acid*.

Hydrotheca (*hi-dro-thek'ah*) [*ἵδωρ*, water; *θηκα*, a case; *πλ.*, *Hydrotheca*]. In biology, a poly-cell; the cuticular investment of a hydroid polyp, forming a cup-like receptacle allowing the protrusion of the distal moiety of the polypite.

Hydrotherapeutics (*hi-dro-ther-ap-u'tiks*) [*ἵδωρ*, water; *θεραπεύω*, to heal]. That part of balneology treating of the hygienic use of water, and of its therapeutic application to the body. See also, *Bath* and *Aqua*.

Hydrotherapy (*hi-dro-ther'ap-e*). See *Hydrotherapeutics*.

Hydrothion (*hi-dro-thi'on*) [*ἵδωρ*, water; *θειον*, sulphur]. Hydrogen sulphid.

Hydrothionammonemia (*hi-dro-thi-on-am-o-ne'me-ak*) [*ἵδωρ*, water; *θειον*, sulphur; *ammonia*, ammonia; *αἷμα*, blood]. The presence of hydro-sulphid of ammonium in the blood.

Hydrothionemia (*hi-dro-thi-on-el-me-ak*) [*ἵδωρ*, water; *θειον*, sulphur; *αἷμα*, blood]. The presence of hydrogen sulphid in the blood; also, the train of morbid symptoms resulting therefrom.

Hydrothionuria (*hi-dro-thi-on-u-re-ah*) [*ἵδωρ*, water; *θειον*, sulphur; *οὔρον*, urine]. Hydrogen sulphid in the urine.

Hydrothoracic (*hi-dro-tho-ra't-sik*) [*ἵδωρ*, water; *θώραξ*, thorax]. Pertaining to hydrothorax.

Hydrothorax (*hi-dro-tho'raks*) [*ἵδωρ*, water; *θώραξ*, chest]. A non-inflammatory dropsy of the pleura, usually involving both sacs. **H. purulentus**, Synonym of *Empyema*.

Hydrotis (*hi-dro'tis*) [*ἵδωρ*, water; *ὄς*, ear]. Dropsy of, or effusion into, the ear.

Hydrotomy (*hi-dro't-o-mē*) [*ἵδωρ*, water; *τέμνειν*, to cut]. A method of dissecting certain tissues by the forcible injection of water into the arteries and capillaries, whereby the structures are separated.

Hydrotropism (*hi-dro't-ro-pizm*) [*ἵδωρ*, water; *τρόπος*, a turn]. In biology, that state of a growing plant or organ which causes it to turn either away from, or toward, moisture.

Hydrotyimpanum (*hi-dro-tim'pan-um*) [*ἵδωρ*, water; *tympanum*, the ear-drum]. Dropsical effusion into the cavity of the middle ear.

Hydrovarium (*hi-dro-ra't-re-um*) [*ἵδωρ*, water; *ovarium*, ovary]. Ovarian dropsy, or cystoma.

Hydroxid (*hi-droks'il*) [*ἵδωρ*, water; *ἄξιν*, sharp]. A metallic or basic radicle combined with one or more hydroxyl groups. Hydroxids may be regarded as formed from water (HOH) by the substitution for one of its hydrogen atoms of a metal or basic radicle.

Hydroxyl (*hi-droks'il*) [*ἵδωρ*, water; *ἄξιν*, sharp]. A compound radicle, OH, that has never been isolated, but which is a factor in a vast number of chemic compounds. Thus, the oxygen bases are regarded as compounds of hydroxyl with electropositive atoms or radicles, e. g., sodium hydroxid, NaOH. Water may be regarded as hydroxyl hydrid, HOH.

Hydroxylamin (*hi-droks'il'am-in*) [*ἵδωρ*, water; *ἄξιν*, sharp; *αμίν*]. A basic substance (NOH₂) known only in solution in water or in combination with acids. It is prepared by passing nitric-oxid gas through a solution containing nascent hydrogen. The aqueous solution is colorless and odorless, with a strong alkaline reaction. Hydroxylamin hydrochlorid is recommended as a good substitute for chrysarobin in the treatment of skin-diseases.

Hydrozoön (*hi-dro-zō'on*) [*ἵδωρ*, water; *ζῷον*, an animal]. A ciliarian of the sub-class *Hydrozoa*, containing the orders *Hydrida*, *Hydromedusa*, *Siphonophora*.

Hydruresis (*hi-dru-re'-sis*) [*ἵδωρ*, water; *οἴρησις*, *οἴρον*, urine]. The passage of a relatively large proportion of water in the urine.

Hydruria (*hi-dru'-re-ah*) [*ἵδωρ*, water; *οἴρον*, urine]. Excessive excretion of water by the kidneys, with or without decrease in the amount of the solid constituents of the urine. The urine is pale, limpid, and of low specific gravity. The amount of water discharged in the twenty-four hours is enormously increased. The condition occurs most frequently in men, usually under twenty years of age.

Hydrurilic Acid (*hi-dru-ril'-ik*). See *Acid*.

Hydromenitis (*hi-dri-men-i'-tis*) [*ἵδωρ*, water; *μῆν*, membrane; *ῖτις*, inflammation]. Any inflammation of a serous membrane or surface.

Hygeia (*hi-je'-ah*), or **Hygia** (*hi-je-i'-ah*) [*ἰγία*, health]. The state or condition of health.

Hygiene (*hi'-je-èn*) [*ἰγίενός*, good for the health]. The science that treats of the laws of health in its broadest sense.

Hygienic (*hi-je-en'-ik*) [*ἰγίενός*, good for the health]. Pertaining to health, or its maintenance. **H. Vinegar**, a vinegar composed of oils of clove and lavender, each 4.0; oil of marjoram, 2.0; oil of benzoës, 50.0; spiritus vini, 500; concentrated acetic acid, 100.0.

Hygienist (*hi-je-en'-ist*) [*ἰγία*, health]. One who is a student of, or an expert in, hygiene.

Hygieology (*hi-je-ol'-o-je*) [*ἰγία*, health; *λόγος*, relation]. The science of health; hygiene.

Hygrechema (*hi-grek-e'-mah*) [*ἰγρός*, moist; *ἕχμα*, sound; *pl.*, *Hygrechemata*]. The peculiar sound produced by a liquid, as heard upon mediate or immediate auscultation.

Hygrin (*hi'-grin*) [*ἰγρός*, moist; from its liquid form], $C_{12}H_{13}N$. A liquid, oily alkaloid, derived from coca (*q. v.*). It has the power of strongly dilating the pupil, but has no anesthetic properties.

Hygrinic (*hi-grin'-ik*) [*ἰγρός*, moist]. Pertaining to, or composed of, hygrin. **H. Ether**, a substance of uncertain composition, said to have mydriatic properties. Unof.

Hygro- (*hi'-gro-*) [*ἰγρός*, moist]. A prefix denoting moist or wet.

Hygroblepharic (*hi-gro-blef'-ar-ik*) [*ἰγρός*, moist; *βλεφαρον*, eyelid]. Serving to moisten the eyelid, as a hygroblepharic duct.

Hygrocele (*hi'-gro-se'*) [*ἰγρός*, moist; *κῆλη*, a tumor]. Same as *Hydrocele*.

Hygrodermia (*hi-gro-der'-me-ah*) [*ἰγρός*, moist; *δέρμα*, skin]. An edematous non-inflammatory skin-affection.

Hygrology (*hi-grol'-o-je*) [*ἰγρός*, moist; *λόγος*, science]. The science of the fluids, or so-called humors, of the body.

Hygroma (*hi-gro'-mah*) [*ἰγρός*, moist; *ῥυμα*, tumor; *pl.*, *Hygromata*]. A serous bursa or cyst.

Hygromatous (*hi-gro'-mat-us*) [*ἰγρός*, moist; *ῥυμα*, tumor]. Pertaining to, or characterized by, a hygroma.

Hygrometer (*hi-grom'-et-er*) [*ἰγρος*, moist; *μέτρον*, measure]. An instrument for determining quantitatively the amount of moisture in the air. This amount, constantly varying, is expressed in terms of the percentage required to saturate the air at the particular temperature observed.

Hygrometric (*hi-gro-met'-rik*) [*ἰγρός*, moist; *μέτρον*, measure]. 1. Pertaining to hygrometry, or the quantitative determination of atmospheric moisture. 2. Readily absorbing water, as a hygrometric salt; hygroscopic.

Hygrometry (*hi-grom'-et-er*) [*ἰγρός*, moist; *μέτρον*, measure]. The measurement of the moisture of the air.

Hygrophanous (*hi-grof'-an-us*) [*ἰγρός*, moist; *ὄψις*,

show]. In biology, applied to such plant-structures as are transparent when wet, but opaque when dry.

Hygrophila (*hi-grof'-il-ah*) [*ἰγρός*, moist; *φιλος*, loving]. A genus of dicotyledonous gamopetalous plants. **H. spinosa**, is a shrub used in Ceylon and India as a diuretic in dropsy. Unof.

Hygrophobia (*hi-gro-fol'-be-ah*) [*ἰγρός*, moist; *φόβος*, fear]. Insane dislike of water or of moisture.

Hygroplasm, or **Hygroplasma** (*hi'-gro-plazm* or *hi-gro-plaz'-mah*) [*ἰγρός*, moist; *πλάσμα*, anything formed]. In biology, the fluid part of protoplasm (Nägeli). (Cf. *Stercoplasma*.)

Hygroscope (*hi'-gro-skop*) [*ἰγρός*, moist; *σκοπεῖν*, to inspect]. An instrument that indicates variations in the moisture of the air.

Hygroscopic (*hi-gro-skop'-ik*) [*ἰγρός*, moist; *σκοπεῖν*, to see]. Having the property of absorbing moisture from the air.

Hygroscoopy (*hi-gros'-ko-pe*) [*ἰγρός*, moist; *σκοπεῖν*, to view]. Same as *Hygrometry*.

Hylogenesis (*hi-lo-je-n'-e-sis*) [*ἵζη*, matter; *γενεσις*, formation]. The formation of matter.

Hylogeny (*hi-loj'-en-ey*). Same as *Hylogenesis*.

Hylopathism (*hi-lof'-ath-izm*) [*ἵζη*, matter; *πάθος*, disease]. Any disease arising from defect or disorder of the body-substance.

Hylophagous (*hi-loff'-ag-us*) [*ἵζη*, wood; *φαγεῖν*, to eat]. In biology, applied to certain animals that feed upon wood.

Hymen (*hi'-men*) [*ἵμην*, membrane]. The fold of mucous membrane at the vaginal entrance. **H. Imperforate**, a congenital abnormality, the hymen not having an opening, and thus closing the vaginal outlet or inlet. **H., Forms of**. 1. *Bifidstrate*, or *hymen biforis*, with two openings. 2. *Bilobate*, with two lobes. 3. *Circular*, with a small foramen. 4. *Cribriform*, with many holes. 5. *Denticular*, with a serrate edge. 6. *Double* (rare). 7. *Fimbriate*, with fringed edges. 8. *Horseshoe*, with its convexity downward. 9. *Imperforate*. 10. *Normal*. 11. *Semilunar*, same as 10, or normal. 12. *Hymen septus*, divided across by a slit. 13. *Hymen subseptus*, covering only the anterior and posterior portions of the passage.

Hymenal (*hi-me'-nal*) [*ἵμην*, membrane]. Pertaining to the hymen. **H. Tubercles**. See *Myrtiform Caruncles*.

Hymenea (*hi-men-e'-ah*) [*ἵμην*, membrane]. A genus of leguminous trees. **H. courbaril**, locust-tree, indigenous to tropical America; is a good arterial sedative and astringent in hemoptysis, hematuria, dysentery, etc. Dose of the fluid extract gtt. x-xx. This tree and others of the genus afford copal and animé. Unof.

Hymeniferous (*hi-men-i'-er-us*) [*ἵμην*, membrane; *ferre*, to bear]. In biology, having a hymenium.

Hymenitis (*hi-men-i'-tis*) [*ἵμην*, membrane; *ῖτις*, inflammation]. Inflammation of the hymen, or of any membranous structure.

Hymenium (*hi-me'-ne-um*) [*ἵμηνιον*, dim. of *ἵμην*, a membrane; *pl.*, *Hymenia*]. In biology, the spore-bearing surface in fungi.

Hymenocallis (*hi-men-o-kall'-is*) [*ἵμην*, membrane]. A genus of amaryllidaceous plants. **H. rotata**, grows in the southern U. S. This and other species afford bulbs that may be substituted for squill. Unof.

Hymenography (*hi-men-og'-ra-fee*) [*ἵμην*, membrane; *γράφω*, to write]. Same as *Hymenology*.

Hymenology (*hi-men-ol'-o-je*) [*ἵμην*, membrane; *λόγος*, science]. The science of the nature, structure, functions, and diseases of membranous tissue.

Hymenomalacia (*hi-men-o-mal-a'-se-ah*) [*ἵμην*, mem-

brane; *μαλακία*, softness]. An abnormal softening of membranous tissues.

Hymenomycetes [*hymen*, membrane; *myces*, fungus]. A class of fungi having a hymenium as a fertile part. A group of fungi that forms the fruiting bodies.

Hymenoptera [*hymen*, membrane; *pteron*, wing]. A class of insects distinguished by the possession of two pairs of wings. It includes ants, bees, wasps, and flies.

Hymenopterous [*hymen*, membrane; *pteron*, wing]. Applied to insects having two pairs of wings.

Hymenorrhaphy [*hymen*, membrane; *raffhē*, suture]. A surgical operation, less complete, of the hymen.

Hymenotome [*hymen*, membrane; *temnō*, cutting]. A cutting instrument used in operations on the hymen.

Hymenotomy [*hymen*, membrane; *tomē*, cutting]. 1. Surgical incision of the hymen. 2. The condition resulting therefrom.

Hyo- [*hō*, hyoid]. A prefix denoting attachment or connection with the hyoid bone.

Hyoepiglottic [*hō*, hyoid; *epiglōttis*, epiglottis]. Relating to the hyoid bone and epiglottis.

Hyoglossal [*hō*, hyoid; *glossa*, tongue]. Pertaining to the hyoglossus. Extending from the hyoid bone to the tongue.

Hyoglossus [*hō*, hyoid; *glossa*, tongue]. See *Muscle's Table of Muscles*.

Hyoid [*hō*, hyoid]. Similar to the Greek letter *omega*. Having the form of the Greek letter *omega*. **H. Bone**, a bone situated between the larynx and the larynx, supporting the tongue and giving attachment to its muscles. See *Bones*, *Hyoid*, *H. Fossa*. See *Fossa*.

Hyoplastron [*hō*, hyoid; *plastron*]. See *Hyosternal*.

Hyoscin [*hō*, hyoid; *skion*, henbane]. $C_{17}H_{23}NO_4$. A very poisonous alkaloid found in henbane; it is a good antispasmodic and valuable mydriatic. Dose, $\frac{1}{30}$ to $\frac{1}{20}$ of a grain. See *Hyoscyamus*.

Hyoscyamin [*hō*, hyoid; *skion*, henbane]. $C_{17}H_{23}NO_4$. An alkaloid occurring in the seeds of *Hyoscyamus niger*, *Hyoscyamus belladonna*, and in *Datura stramonium*. It is isomeric with atropin, and identical with straturin and duboisin. It crystallizes in shining needles, and melts at 108.5° C. It is a mydriatic, narcotic, and sedative. Dose, gr. $\frac{1}{10}$, gradually and cautiously increased, even to 1 grain. See *Hyoscyamus*.

Hyoscyamus [*hō*, hyoid; *skion*, bean]. **H. niger**. The older leaves of *H. niger*. It contains straturin, hyoscyamin, isomeric with and similar to atropin, and a dihyoscyamin, hyoscin, $C_{17}H_{23}NO_3$. It is a powerful narcotic, calmative, and hypnotic, less than straturin, belladonna and stramonium, and is used in the treatment of fevers. Hyoscyamin is a powerful antispasmodic. **H. Abstract**. Dose gr. $\frac{1}{10}$. **H. Ext.** B. P. Dose gr. ij v. **H. Ext.** A. (obolonic strength). Dose gr. j. **H. Ext.** F. L. (obolonic strength). **H. Succus** (B. P.) Dose gr. $\frac{1}{10}$. **H. Tinct.** 15 per cent in strength. **Hyoscyamin**. Dose, $\frac{1}{30}$ to $\frac{1}{20}$ of a grain. **Injectio hyoscyaminæ** (B. P.). Dose, $\frac{1}{10}$ to $\frac{1}{20}$ of a grain. **Injectio hyoscyaminæ** (F. L.). Dose, $\frac{1}{10}$ to $\frac{1}{20}$ of a grain. **Hyosternal** [*hō*, hyoid; *sternon*, sternum]. Relating to the hyoid bone and sternum.

sternum]. 1. Relating to the hyoid bone and the sternum. 2. In biology, the second lateral piece of the plastron of a turtle; it is also called *Hyoplastron*.

Hyp [*hup*] [*hypo*, under]. A popular name for hypochondriasis, or persistent depression of spirits; hypo.

Hypacusis, Hypacusia, Hypacusis, or Hypakusis [*hup*-ak-*u*'-sis] [*hypo*, under; *akouais*, hearing]. Hardness of hearing from defect of the auditory nerve.

Hypæsthesia [*hup*-es-thet'-ze-ah]. See *Hypæsthesia*.

Hypalbuminosis [*hup*-al-bu-min-*o*'-sis] [*hypo*, under; *albumen*]. Morbid diminution in the proportion of albumin in the blood. It is caused by anything that gives rise to an increased consumption of albumin on the part of the organism.

Hypalgesia [*hup*-al-jel'-ze-ah] [*hypo*, under; *alghais*, painfulness]. Diminished sensitiveness to pain.

Hypalgia [*hup*-al-jel'-ze-ah] [*hypo*, under; *alghos*, pain]. Slight or moderate pain; diminished sensibility to pain.

Hypalgic [*hup*-al-jel'-ze-ah] [*hypo*, under; *alghos*, pain]. Slightly painful; experiencing slight pain.

Hypanisognathism [*hup*-an-is-og'-nath-izm] [*hypo*, under; *anisos*, unequal, uneven; *gnathos*, the jaw]. In biology, a lack of correspondence between the teeth of the opposite jaws. Cf. *Anisognathism* and *Epanisognathism*.

Hypanisognathous [*hup*-an-is-og'-na-thus] [*hypo*, under; *anisos*, unequal, uneven; *gnathos*, the jaw]. In biology, having the upper teeth broader than the lower.

Hypanthium [*hup*-an'-the-um] [*hypo*, under; *anthos*, a flower; *pl.*, *Hypanthia*]. In biology, an enlarged receptacle.

Hypanthodium [*hup*-an-tho'-de-um] [*hypo*, under; *anthos*, a flower; *eidōs*, form]. See *Synconium*.

Hypapophysis [*hup*-ap-off'-is-is] [*hypo*, under; *apōphysis*, apophysis; *pl.*, *Hypapophyses*]. An anterior or ventral apophysis from the centrum of a vertebra in the human skeleton; the atlas is held by some to have an hypapophysis, which is blended with the ring of that vertebra.

Hypapoplexia [*hup*-ap-*o*-pleks'-e-ah] [*hypo*, under; *apōplexia*, apoplexy]. A slight apoplexy.

Hypatonia [*hup*-at-*o*'-ne-ah] [*hypo*, under; *atonia*, atony]. A slight amount of atony.

Hypemia [*hup*-e-me-ah]. See *Hypæmia*.

Hyper- [*hi*'-per-] [*hyper*, above]. A Greek prefix signifying above, beyond, or excessive.

Hyperacidity [*hi*-per-as-id'-it-e] [*hyper*, over; *acidum*, acid]. Excess of acidity.

Hyperacusis, Hyperacusia, Hyperacusis, or Hyperakusis [*hi*-per-ak-*u*'-sis, *hi*-per-ak-*u*'-ze-ah] [*hyper*, over; *akouais*, hearing]. Morbid acuteness of the sense of hearing; auditory hyperæsthesia. Also, a highly developed capability of the discernment of pitch and timbre of musical sounds.

Hyperactivity [*hi*-per-ak-tiv'-it-e] [*hyper*, over; *agere*, to do]. Excessive or abnormal activity.

Hyperadenosis [*hi*-per-ad-en-*o*'-sis] [*hyper*, over; *adēn*, gland; *nōsis*, disease]. Enlargement of the lymph-glands; Hodgkin's disease.

Hyperæmia [*hi*-per-e-me-ah]. See *Hyperemia*.

Hyperæsthesia [*hi*-per-es-thet'-ze-ah]. See *Hyperæsthesia*.

Hyperakusis [*hi*-per-ak-*u*'-sis]. See *Hyperacusis*.

Hyperalbuminosis [*hi*-per-al-bu-min-*o*'-sis] [*hyper*, over; *albumen*, albumin]. An increase in the amount of albumin in the blood, which may be either relative or absolute. It is often due to the excessive ingestion of albuminous food, with insufficient exercise.

Hyperalgesia [*hi*-per-al-jel'-ze-ah] [*hyper*, over; *alghais*, pain]. Excessive sensibility to pain.

Hyperalgesic [*hi*-per-al-jel'-ze-ah] [*hyper*, over; *alghais*, pain]. Exhibiting or appertaining to hyperalgesia.

- Hyperalgia** (*hi-per-al'-je-ah*) [*ὑπέρ, over; ἄλγος, pain*]. Excessive pain. **H.**, **Acoustic**, excessive hyperakusis.
- Hyperaltonemia** (*hi-per-al-on-e'-me-ah*) [*ὑπέρ, over; ἄλς, salt; αἷμα, blood*]. Excess of blood-salts.
- Hyperamnesia** (*hi-per-am-ne'-ze-ah*). See *Hypernesia*.
- Hyperanabolism** (*hi-per-an-ab'-o-lizm*) [*ὑπέρ, over; ἀναβάλλειν, to build up*]. Hypertrophy or excess of construction of a tissue or part.
- Hyperanthrax** (*hi-per-an-thraks'-is*). Synonym of *Asiatic Cholera*.
- Hyperaphia** (*hi-per-a'-f'-ah*) [*ὑπέρ, over; ἀφή, touch*]. Excessive sensitiveness to touch.
- Hyperaprophisia** (*hi-per-af-ro-diz'-e-ah*) [*ὑπέρ, over; ἀφροδισία, aphrodisia*]. An over-strong venereal appetite.
- Hyperapophyseal** (*hi-per-af-o-fiz'-e-al*) [*ὑπέρ, over; ἀπόφυσις, apophysis*]. Pertaining to a hyperapophysis.
- Hyperapophysis** (*hi-per-af-off'-is-is*) [*ὑπέρ, over; ἀπόφυσις, apophysis*]. A process projecting backward from a neural spine.
- Hyperarthritis** (*hi-per-arth-ri'-tis*) [*ὑπέρ, over; ἄρθρον, joint; ἴτις, inflammation*]. Severe arthritis.
- Hyperasthenia** (*hi-per-as-the'-ne-ah*) [*ὑπέρ, over; ἀσθένεια, weakness*]. Extreme weakness.
- Hyperaexesis** (*hi-per-ax-eh'-sis*) [*ὑπέρ, over; αὐξίσις, increase*]. Extreme increase in the size of a part.
- Hyperbolic** (*hi-per-hol'-ik*) [*ὑπέρ, over; βάλλειν, to throw*]. Exaggerated.
- Hyperbrachycephalic** (*hi-per-brak-e-sef-al'-ik*) [*ὑπέρ, over; βραχίς, short; κεφαλή, head*]. Extremely brachycephalic.
- Hyperbrachycephaly** (*hi-per-brak-e-sef-al-e*) [*ὑπέρ, over; βραχίς, short; κεφαλή, head*]. Extreme brachycephaly.
- Hyperbulia** (*hi-per-hul'-le-ah*) [*ὑπέρ, over; βουλή, will*]. Exaggerated wilfulness or obstinacy; abnormal or insane development of will-power.
- Hypercardia** (*hi-per-kar'-de-ah*) [*ὑπέρ, over; καρδιά, the heart*]. Cardiac hypertrophy.
- Hypercatabolism** (*hi-per-kat-ab'-o-lizm*) [*ὑπέρ, over; κατά, down; βάλλειν, to throw*]. Wasting or excess of destruction of a tissue or part.
- Hypercatharsis** (*hi-per-kath-ar'-sis*) [*ὑπέρ, over; κάθαρσις, cleansing*]. Excessive purging, or the result of too free use of cathartic medicines.
- Hypercedemonia** (*hi-per-se-de-mo'-ne-ah*) [*ὑπέρ, over; κηδεμονία, anxiety*]. 1. Extreme anxiety or grief. 2. Excessive care on the part of the physician.
- Hypercele** (*hi-per-sel*) [*ὑπέρ, over; κοιλία, belly*]. The dorsal portion of the epicele.
- Hypercenosis** (*hi-per-sen'-sis*) [*ὑπέρ, over; κένωσις, evacuation*]. Excessive evacuation, as by purging or bleeding.
- Hyperchlorhydria** (*hi-per-klor-hi'-dre-ah*) [*ὑπέρ, over; χλωρός, green; ἰδιωρ, water; γίνομαι, to form*]. Excess of hydrochloric acid in the gastric secretion. Rossbach's Disease. See *Diseases, Epynymic, Table of*.
- Hypercholesteremia** (*hi-per-ko-les-ter-e'-me-ah*) [*ὑπέρ, over; χολή, bile; στέαρ, fat; αἷμα, blood*]. Excess of cholesterol in the blood.
- Hypercholia** (*hi-per-ko'-le-ah*) [*ὑπέρ, over; χολή, bile*]. An excessive secretion of bile.
- Hyperchroma** (*hi-per-kro'-mah*) [*ὑπέρ, over; χρώμα, color*]. The excessive formation of the pigment of the skin, as in phthiriasis or syphilis.
- Hyperchromatemia** (*hi-per-kro-mat-e'-me-ah*) [*ὑπέρ, over; χρώμα, color; αἷμα, blood*]. An increase in the color of the blood; excess of coloring-matter in the blood.
- Hyperchromatic** (*hi-per-kro-mat'-ik*) [*ὑπέρ, over; χρώμα, color*]. Exhibiting hyperchroma.
- Hyperchromatism** (*hi-per-kro'-mat-izm*). Same as *Hyperchroma*.
- Hyperchromatosis** (*hi-per-kro-mat-o'-sis*) [*ὑπέρ, over; χρώμα, color*]. Excessive pigmentation, as of the skin.
- Hypercinesia** (*hi-per-sin-e'-ze-ah*). See *Hyperkinesia*.
- Hypercrinia** (*hi-per-krin'-e-ah*) [*ὑπέρ, over; κρῖνειν, to separate*]. Abnormal or excessive secretion.
- Hypercyesis** (*hi-per-si-e'-sis*) [*ὑπέρ, over; κίησις, conception*]. Superfetation.
- Hypercyrtosis** (*hi-per-sir-to'-sis*) [*ὑπέρ, over; κέρτωσις, curvature*]. Extreme curvature, as of the back or a limb.
- Hyperdactylia** (*hi-per-dak-til'-e-ah*) [*ὑπέρ, over; δακτύλος, finger*]. Polydactylism.
- Hyperdermatosis** (*hi-per-der-mat-o'-sis*) [*ὑπέρ, over; δερμα, skin*]. Hypertrophy of the skin.
- Hyperdicrotic** (*hi-per-di-kro't'-ik*) [*ὑπέρ, over; δικροτός, a double beat*]. Affected with marked or delayed dicrotism; pertaining to the pulse when the pulse-curve shows the aortic notch below the base-line.
- Hyperdicrotism** (*hi-per-dik'-rot-izm*) [*ὑπέρ, over; δικροτός, a double beat*]. Strongly marked or excessive dicrotism.
- Hyperdistention** (*hi-per-dis-ten'-shun*) [*ὑπέρ, over; distendere, to stretch*]. forcible or extreme distention.
- Hyperdiuresis** (*hi-per-di-u-re'-sis*) [*ὑπέρ, over; διαορίειν, to pass urine*]. Excessive secretion of urine.
- Hyperdynamia** (*hi-per-di-nam'-e-ah*) [*ὑπέρ, over; δύναισις, energy*]. Excessive strength or exaggeration of nervous or muscular function.
- Hyperdynamic** (*hi-per-di-nam'-ik*) [*ὑπέρ, over; δύναισις, energy*]. Pertaining to, or marked by, hyperdynamia.
- Hypereccrisia** (*hi-per-ek-kris'-e-ah*) [*ὑπέρ, over; ἐκ, out; κρῖνειν, to separate*]. Excessive excretion.
- Hyperchema** (*hi-per-ek-e'-mah*) [*ὑπέρ, over; ἔχημα, sound; πλ., Hyperchemata*]. A normal sound abnormally exaggerated.
- Hyperchesis** (*hi-per-ek-e'-sis*) [*ὑπέρ, over; ἔχησις, sound*]. Abnormal loudness of voice.
- Hyperemesis** (*hi-per-em'-e-s-is*) [*ὑπέρ, over; ἐμεσις, vomiting*]. Excessive vomiting. **H. gravidarum**. See *Morning Sickness*.
- Hyperemetic** (*hi-per-em-et'-ik*) [*ὑπέρ, over; ἐμεσις, vomiting*]. Pertaining to, or characterized by, excessive vomiting.
- Hyperemia** (*hi-per-e'-me-ah*) [*ὑπέρ, over; αἷμα, blood*]. A condition of plethora or congestion. **H.**, **Active**, caused by an excessive supply of blood. **H.**, **Passive**, caused by an impediment to the removal of the blood. **H. of the Dental Pulp**, a condition due to the overfilling of the vessels of the pulp with blood, the resulting pain being sharp and lancinating, and paroxysmal in character, especially in its earlier stages.
- Hyperencephalus** (*hi-per-en-sef'-al-us*) [*ὑπέρ, over; ἐγκέφαλος, brain*]. A variety of single autistic monsters of the species *exencephalus*, in which there is the same deformity as in podencephalus, but in a higher degree. There is often hydrocephalus, and the body is likely to be deformed in other regions.
- Hyperenterosis** (*hi-per-en-ter-o'-sis*) [*ὑπέρ, over; ἑντερον, bowel*]. Hypertrophy of the intestines.
- Hyperhidrosis** (*hi-per-ef-hid-ro'-sis*) [*ὑπέρ, over; ἰδρώσις, perspiration*]. Excessive or long-continued sweating.
- Hypererethisia, or Hypererethism** (*hi-per-er-eth-iz'-e-ah, or hi-per-er'-eth-izm*) [*ὑπέρ, over; ἐρεθισμός, irritation*]. Excessive nervous or mental irritability.
- Hypererythrocythemia** (*hi-per-er-ith-ro-si-the'-me-ah*) [*ὑπέρ, over; ἐρυθρός, red; κύτος, cell; αἷμα, blood*]. Excess of red corpuscles in the blood.

Hyperesophoria (*hi-per-i-so-to'-ne-ah*) [See *Hyp-*, over; *ἴσος*, equal; *σοφία*, tone]. Unusual equality of tone or tension; applied to muscles.

Hyperesthesia (*hi-per-es-tē-zhā*) [See *Hyper-*, over; *αἴσθησις*, sensation]. Excessive or abnormal sensitivity of the skin. Primary symptoms are itching, tingling.

Hyperesthetic (*hi-per-es-tē-zhik*) [See *Hyper-*, over; *αἴσθησις*, sensation]. Pertaining to hyperesthesia.

Hyperexophoria (*hi-per-eh-sof-er-ē-ah*) [See *Hyp-*, over; *ἴσος*, equal; *φορία*, tone]. Same as *Hyperesophoria*.

Hyperfecundation (*hi-per-fē-ku'-nā-shun*) [See *Hyper-*, over; *ἴσος*, equal; *φορία*, tone]. Same as *Hyperesophoria*.

Hyperflexion (*hi-per-flek-shun*) [See *Hyper-*, over; *ἴσος*, equal; *φορία*, tone]. Excessive or abnormal flexion of a limb. This is one of the symptoms of *Charcot's disease*.

Hypergenesis (*hi-per-jen-ē-sis*) [See *Hyper-*, over; *γένεσις*, generation]. Excessive or abnormality of the parts or processes of an organism, as in the internal or external organs, or abnormal, as seen in the development of an excessive production of cells in an internal organ.

Hypergenetic (*hi-per-jen-ē-tik*) [See *Hyper-*, over; *γένεσις*, generation]. Applied to an enlargement or increase of size of an organ.

Hypergeusia (*hi-per-jū-zhā*) [See *Hyper-*, over; *γίσιος*, smell]. Abnormal acuteness of the sense of taste.

Hyperglobulia (*hi-per-glob-ū-lē-ah*) [See *Hyper-*, over; *γλοβούλιος*, globule]. Polythemic plethora. An abnormal increase in the number of blood corpuscles; hypererythrocytosis.

Hyperglycemia (*hi-per-glik-ēm-ē-ah*) [See *Hyper-*, over; *ζύγιον*, scale; *αἷμα*, blood]. Excess of sugar in the blood.

Hyperglycogenia (*hi-per-glik-ē-nō-ah*) [See *Hyper-*, over; *ζύγιον*, scale; *γενεσις*, producing]. The excessive production of glycogen.

Hyperhidrosis, or **Hyperidrosis** (*hi-per-hid-ē-dē-sis*, or *hi-per-id-ē-dē-sis*) [See *Hyper-*, over; *ἵδρωσις*, sweat]. Excessive sweating. A functional disorder of the sweat glands, characterized by excessive secretion. It may be primary or secondary.

Hyperhyremia (*hi-per-hi-er-mē-ah*) [See *Hyper-*, over; *ἕρμα*, water; *αἷμα*, blood]. Excess of water in the blood.

Hyperhypnosis (*hi-per-hip-nō-sis*) [See *Hyper-*, over; *ἵπνωσις*, sleep]. Excessive or abnormal hypnotizability and sleep.

Hypericum (*hi-per-ik-ūm* or *hi-per-ik-ōm*) [See *Hyper-*, over; *ἵπνωσις*, sleep]. St. John's wort; a genus of plants, the leaves of which yield a resinous juice. **H.** perforatum is the commonest of the 100 species of the genus, and has diuretic properties, and is used in most practices. Dose of the dried extract, 5 gm. T. nod.

Hyperideation (*hi-per-ī-dē-ō-shun*) [See *Hyper-*, over; *ἵδωσις*, to see]. Excessive mental activity.

Hyperirritability (*hi-per-ir-ri-tā-bil-ē-tē*) [See *Hyper-*, over; *ἵδωσις*, to see]. Excessive irritability.

Hyperinsectiophthemia (*hi-per-in-sek-ti-ōf-thē-mē-ah*) [See *Hyper-*, over; *ἵδωσις*, to see; *ἴσος*, equal; *σοφία*, tone]. Excessive or abnormal sensitivity of the skin to various elements.

Hyperinemia (*hi-per-ī-nēm-ē-ah*) [See *Hyper-*, over; *ἵδωσις*, to see]. Excessive or abnormal tendency to bleed.

Hyperinnervation (*hi-per-in-nēr-vē-shun*) [See *Hyper-*, over; *ἵδωσις*, to see]. Excessive or abnormal innervation of a part.

Hyperinvoluntariness (*hi-per-in-vōl-un-tā-rē-ness*) [See *Hyper-*, over; *ἵδωσις*, to see]. Excessive or abnormal involuntary activity.

Hyperintention (*hi-per-in-tēn-shun*) [See *Hyper-*, over; *ἵδωσις*, to see]. Excessive or abnormal intention.

Hyperirritation (*hi-per-ir-ri-tā-shun*) [See *Hyper-*, over; *ἵδωσις*, to see]. Excessive or abnormal irritation.

Hyperirritability (*hi-per-ir-ri-tā-bil-ē-tē*) [See *Hyper-*, over; *ἵδωσις*, to see]. Excessive or abnormal irritability.

Hyperirritation (*hi-per-ir-ri-tā-shun*) [See *Hyper-*, over; *ἵδωσις*, to see]. Excessive or abnormal irritation.

Hyperirritation (*hi-per-ir-ri-tā-shun*) [See *Hyper-*, over; *ἵδωσις*, to see]. Excessive or abnormal irritation.

Hyperisotonia (*hi-per-i-so-to'-ne-ah*) [See *Hyper-*, over; *ἴσος*, equal; *σοφία*, tone]. Unusual equality of tone or tension; applied to muscles.

Hyperkeratosis (*hi-per-ker-at-ō'-sis*) [See *Hyper-*, over; *κέρας*, horn, cornea]. Hypertrophy of the cornea either in extent or thickness.

Hyperkinesia (*hi-per-kin-ē'-ze-ah*) [See *Hyper-*, over; *κίνησις*, energy]. 1. Any exaggerated spasm or muscular contraction. 2. Excessive irritability. 3. Impulsive insanity.

Hyperkinesis (*hi-per-kin-ē'-sis*) [See *Hyper-*, over; *κίνησις*, energy]. 1. See *Hyperkinesia*. 2. A disease or diseased condition marked by hyperkinesia.

Hyperkinetic (*hi-per-kin-ē'-tik*) [See *Hyper-*, over; *κίνησις*, energy]. Pertaining to, or marked by, hyperkinesia.

Hyperlactation (*hi-per-lak-tā'-shun*) [See *Hyper-*, over; *λακτάριον*, to give milk]. Prolongation of lactation beyond the ninth month. If persisted in, it produces an exhausted physical condition of the mother known as *Tuberculous lactation*. This condition is marked by anemia, with cramp-like pains of the upper extremities when the child is put to the breast.

Hyperleukocythemia (*hi-per-lu-ko-si-thē'-me-ah*) [See *Hyper-*, over; *λευκός*, white; *κύτος*, cell; *αἷμα*, blood]. Excess in the proportion of white cells in the blood; leukocythemia.

Hyperleukontemia (*hi-per-lu-kon-tē'-me-ah*) [See *Hyper-*, over; *λευκός*, albumin; *αἷμα*, blood]. Increase in the albuminous elements of the blood.

Hyperlipemia (*hi-per-lip-ē'-me-ah*) [See *Hyper-*, over; *λίπος*, fat; *αἷμα*, blood]. Excess of fat in the blood; lipemia.

Hyperlithuria (*hi-per-lith-ū'-re-ah*) [See *Hyper-*, over; *λίθος*, stone; *ουρία*, urine]. Excess of lithic acid in the urine. Same as *Lithuria*.

Hyperlogia (*hi-per-lō'-jē-ah*) [See *Hyper-*, over; *λόγος*, speech]. Excessive or maniacal loquacity.

Hyperlymphia (*hi-per-limf'-ē-ah*) [See *Hyper-*, over; *λύμφα*, water]. An increase in the amount of lymph in the body.

Hypermastia (*hi-per-mas'-te-ah*) [See *Hyper-*, over; *μαστός*, breast]. Excessive development or hypertrophy of the mammary gland, which remains normal in structure.

Hypermetamorphosis (*hi-per-met-am-or-fō'-sis*) [See *Hyper-*, over; *μεταμορφώσις*, a transformation]. In biology, applied to insects that undergo transformation more completely or having more stages than ordinary.

Hypermetropia (*hi-per-me-trof'-pe-ah*). Same as *Hyperopia*, q. v.

Hypermetropic (*hi-per-me-trof'-ik*) [See *Hyper-*, over; *μέτρον*, measure; *ὄψις*, eye]. Affected with, or pertaining to, hypermetropia. **H. Disc.** See *Disc*.

Hypermnnesia, or **Hypermnnesia** (*hi-per-mn-ē'-ze-ah*, or *hi-per-mn-ē'-sis*) [See *Hyper-*, over; *μνήσις*, memory]. Abnormal exaltation of the power of memory.

Hypermotility (*hi-per-mō-til'-it-ē*) [See *Hyper-*, over; *μωτίλις*, motile]. Excessive action. **H., Gastric**, excessive churning action of the gastric walls, often accompanied with hyperacidity due to increased secretion of HCl.

Hypernervia (*hi-per-nēr'-ve-ah*). See *Hyperneuria*.

Hyperneuria (*hi-per-nēr'-ve-ah*) [See *Hyper-*, over; *νεῦρον*, nerve]. Excessive nerve-action.

Hypernidation (*hi-per-nid-ā'-shun*). See *Supernidation*.

Hypernea (*hi-per-nē'-ah*) or **Hypernoia** (*hi-per-nō'-ah*) [See *Hyper-*, over; *νοῖσις*, to think]. Excessive or abnormal mental activity; also, the uncontrolled and incongruous activity of the imagination in some cases of insanity.

Hyperodontogeny (*hi-per-ō-d-n-toj'-en-ē*) [See *Hyper-*, over; *ὄδων*, tooth; *γενεσις*, to beget]. The phenomenon of

a third dentition late in life. It is supposed to be due to the development of one or more superfluous tooth-germs that have remained dormant.

Hyperoïtis (*hi-per-oi-i'tis*) [*ὑπεροΐα*, palate; *ιτις*, inflammation]. Inflammation of the palate.

Hyperonychchia (*hi-per-o-nik'h-e-ah*) [*ὑπέριον*, over; *ὄνυξ*, nail]. Hypertrophy of the nails.

Hyperope (*hi'per-op*) [*ὑπέριον*, over; *ὄψ*, sight]. One who is affected with hyperopia.

Hyperopia (*hi-per-oi-pe-ah*) [*ὑπέριον*, over; *ὄψ*, sight]. That condition of the refractive media of the eye in which, with suspended accommodation, the focus of parallel rays of light is behind the retina; it is due to an abnormally short antero-posterior diameter of the eye, or to a subnormal refractive power of its media.

H., Absolute, that which cannot be corrected completely by accommodation, so that there is indistinct vision even for distance. **H., Axial**, that due to abnormal shortness of the antero-posterior diameter of the eye, the refractive power being normal. **H., Facultative**, that which may be corrected by the accommodation, so that there is distinct vision at a distance. **H., Latent**, that part of the total that cannot be overcome by the accommodation, or the difference between the manifest and the total hyperopia. **H., Manifest**, that which the accommodation can overcome, or that corrigible by a convex glass aided by the accommodation. **H., Relative**, a high hyperopia in which distinct vision is possible only when excessive convergence is made. **H., Total**, the entire hyperopia, both latent and manifest.

Hyperorthognathy (*hi-per-or-thog'-na-the*) [*ὑπέριον*, over; *ὀρθός*, straight; *γνάθος*, the jaw]. Excessive orthognathy; the condition of having a cranial index greater than 91°.

Hyperosmia (*hi-per-oz'-me-ah*) [*ὑπέριον*, over; *ὀσμή*, smell]. An abnormal or morbidly acute sense of smell; also, the presence of olfactory illusions.

Hyperosphresis (*hi-per-os-fre'-sis*) [*ὑπέριον*, over; *δσφρησις*, the power of smelling]. Exaggeration of the sense of smell.

Hyperostosis (*hi-per-os-to'-sis*) [*ὑπέριον*, over; *ὀστέον*, bone]. Exostosis or general hypertrophy of bony tissue.

Hyperparasite (*hi-per-par'-as-it*) [*ὑπέριον*, over; *παράσιτος*, parasite]. In biology, a parasite including in itself another parasite.

Hyperparasitism (*hi-per-par'-as-it-izm*) [*ὑπέριον*, over; *παράσιτος*, parasite]. The infestation of parasites by other parasites.

Hyperpepsia (*hi-per-pep'-se-ah*) [*ὑπέριον*, over; *πέψις*, digestion]. Hayem's term for a form of dyspepsia characterized by an excess of chlorids in the gastric juice, without an excess of free hydrochloric acid.

Hyperphagia (*hi-per-fa'-je-ah*) [*ὑπέριον*, over; *φαγεῖν*, to eat]. Excess in eating. See *Bulimia*.

Hyperphasia (*hi-per-fa'-se-ah*) [*ὑπέριον*, over; *ὁάσις*, saying]. Hyperlogia; insane volubility; lack of control over the organs of speech.

Hyperphoria (*hi-per-fó'-re-ah*). See *Heterophoria*.

Hyperphrasia (*hi-per-fra'-se-ah*) [*ὑπέριον*, over; *ὁράσις*, utterance]. The incoherent and exaggerated utterance of an insane person.

Hyperphrenia (*hi-per-fre'-ne-ah*) [*ὑπέριον*, over; *φρήν*, mind]. Passionate mental exaltation of the insane.

Hyperphysemia (*hi-per-fi-z'-me-ah*) [*ὑπέριον*, over; *αἷμα*, air; *αἷμα*, blood]. Excess of gases in the blood, or the abnormal conditions associated with such excess.

Hyperplasia (*hi-per-pla'-ze-ah*) [*ὑπέριον*, over; *πλασις*, moulding]. The excessive deposit or augmentation of the elements of the tissue composing an organ.

Hyperplastic (*hi-per-plas'-tik*) [*ὑπέριον*, over; *πλαστικός*, fit for moulding]. Pertaining to hyperplasia.

Hyperplerosis (*hi-per-ple-ro'-sis*) [*ὑπέριον*, over; *πλήρωσις*, fulness]. Excessive repletion or fulness.

Hyperplexia (*hi-per-pleks'-e-ah*) [*ὑπέριον*, over; *πλήξις*, stroke]. 1. Ecstasy. 2. Melancholia with stupor.

Hyperpnea, or **Hyperpnoia** (*hi-per-pne'-ah*, or *hi-per-pnoi'-ah*) [*ὑπέριον*, over; *πνοή*, breath]. Panting or labored respiration; dyspnea.

Hyperporosis (*hi-per-po-ro'-sis*) [*ὑπέριον*, over; *πώρωσις*, cementing or uniting]. An excessive formation of callus in the reunion of fractured bones.

Hyperpraxia (*hi-per-praks'-e-ah*) [*ὑπέριον*, over; *πράξις*, exercise]. The excessive restlessness of movement characterizing certain forms of mania.

Hyperpresbyopia (*hi-per-pres-be-oi'-pe-ah*) [*ὑπέριον*, over; *πρίσβυτις*, old; *ὄψ*, eye]. Excessive presbyopia. Obs.

Hyperpsalaphesia (*hi-per-sal-af-el'-ze-ah*) [*ὑπέριον*, over; *ψή/άσσησις*, touch]. Abnormal increase of tactile sensibility.

Hyperpyretic (*hi-per-pi-ret'-ik*) [*ὑπέριον*, over; *πῖρ*, fire]. Pertaining to hyperpyrexia.

Hyperpyrexia (*hi-per-pi-reks'-e-ah*) [*ὑπέριον*, over; *πῖρ*, fire; *εἶναι*, to have]. A condition marked by excessively high temperature or aggravated febrile symptoms.

Hypersarcoma, or **Hypersarcosis** (*hi-per-sar-ko'-ma*, or *hi-per-sar-ko'-sis*) [*ὑπέριον*, over; *σάρξ*, flesh; *ἔσμα*, a tumor]. 1. Excessive granulation, fungosity, or proud-flesh. 2. Obesity; hypertrophy.

Hypersecretion (*hi-per-se-cre'-shun*) [*ὑπέριον*, over; *secretio*, a secreting]. Excessive secretion.

Hypersomnia (*hi-per-som'-ne-ah*) [*ὑπέριον*, over; *somnus*, sleep]. Excessive sleep.

Hyperspasmia (*hi-per-spas'-me-ah*). Synonym of *Convulsions*.

Hypersplenla (*hi-per-sple'-ne-ah*). See *Spleno-megalia*.

Hypersthenia (*hi-per-sthen'-e-ah*) [*ὑπέριον*, over; *σθένος*, strength]. A condition of exalted strength or tone of the body.

Hypersthenic (*hi-per-sthen'-ik*) [*ὑπέριον*, over; *σθένος*, strength]. Characterized by hypersthenia.

Hypersystole (*hi-per-sis'-to-le*) [*ὑπέριον*, over; *συστολή*, systole]. An excessively strong systole.

Hyperthermia (*hi-per-ther'-me-ah*) [*ὑπέριον*, over; *θέρμη*, heat]. Excessive elevation of temperature.

Hyperthymia (*hi-per-thi'-me-ah*) [*ὑπέριον*, over; *θυμός*, mind]. 1. Mental hyperesthesia; morbid oversensitiveness. 2. Vehement cruelty or foolhardiness as a symptom of mental disease. 3. Moral insanity.

Hypertonia (*hi-per-to'-ne-ah*) [*ὑπέριον*, over; *τόνος*, tone]. 1. Excess of muscular tonicity. 2. Increased intra-ocular tension.

Hypertonic (*hi-per-ton'-ik*) [*ὑπέριον*, over; *τόνος*, tone]. Characterized by hypertonia.

Hypertrichiasis (*hi-per-trik'-il'-as-is*). See *Hirsuties*.

Hypertrichosis (*hi-per-trik'-o'-sis*). See *Hirsuties*.

Hypertromos (*hi-per'-tro-mos*) [*ὑπέριον*, over; *τρόμος*, tremor]. Excessive tremor or fear.

Hypertrophia (*hi-per-tro'-fe-ah*) [*ὑπέριον*, over; *τροφή*, nourishment]. Same as *Hypertrophy*. **H. cordis**, hypertrophy of the heart.

Hypertrophic (*hi-per-tróf'-ik*) [*ὑπέριον*, over; *τροφή*, nourishment]. Marked by hypertrophy or excessive size.

Hypertrophy (*hi-per'-tro-fi*) [*ὑπέριον*, over; *τροφή*, nourishment]. This word etymologically denotes simply over-nourishment, but it has unfortunately become synonymous with excessive growth or size of an organ or part (auxesis), whether this is due to over-nourishment, over-use, or to any other condition. **H., Cardiac**, may follow dilatation of the heart, or be caused by valvular disease, diseased condition of the aorta, diseases of the kidneys and other distant organs, by constitutional disease, by excessive use of tobacco

and of some drugs, or excessive muscular action. It is attended with violent action of the heart, increase in the arterial area of dullness and increased arterial pressure, headache, vertigo, dyspnoea, palpitation, and pain in the heart. **H. Compensatory**, that following dilatation of the heart, or its failure or regurgitant action, is maintained by the efforts of that organ to keep up the circulation resulting from loss of arterial wall. If the circulation be restored, and the heart relieved of its distressing symptoms will disappear.

H. Concentric, in which the thickness of the cardiac wall is increased in all directions of the organ, but with little or no increase in the capacity of its chambers. **H. Eccentric**, in which hypertrophy, with dilatation. **H. False**, in which the increase in the heart wall is due to some extent to the excessive fibrous growth. **H. Idiopathic**, that arising from the absence of other disease.

H. Numerical, in which the structure of other parts of the heart is normal, but the number of cells of the wall is increased. **H. Simple**, in which the walls are thicker than usual, but the capacity of the heart remaining unchanged. **H. True**, in which hypertrophy consists in an increase in the number of cells.

Hypertropia (*hîp'êr'trô-pi-ä*) [*hîp'êr*, over; *trôpîs*, turn]. See *Strabismus*.

Hyperuremia (*hîp'êr'ü-rî-mî-ä*) [*hîp'êr*, over; *ürrîa*, urine]. Excess of urea in the blood.

Hyperuræsis (*hîp'êr'ü-rî-sîs*) Same as *Polyuria* and *Hyperuræmia*.

Hyperuricæmia (*hîp'êr'ü-rî-kî-mî-ä*) [*hîp'êr*, over; *ürrîc*, uric; *mî-ä*, blood]. Excess of uric acid in the blood.

Hyperventilation (*hîp'êr'vên'tî-lâ-shun*) [*hîp'êr*, over; *vên'tî-lâ-shun*, ventilation]. A method of treating some diseases by blowing the patient's face with oxygen.

Hypesthesia (*hîp'êst'ê-zî-ä*) [*hîp'êr*, under; *ästhêsîs*, sensation]. Impairment of sensation; lessened sensibility.

Hyphe (*hîp'ê*) [*hîp'êr*, a weaving; *ph*, *Hyphae*]. A filamentous filament or thread of a fungus; the plural is *hyphae*.

Hypheemia (*hîp'ê-mî-ä*) [*hîp'êr*, under; *häim*, blood]. 1. Hemorrhage from the nose. 2. Hemorrhage from the eye.

Hypidrosis (*hîp'id-rô-sîs*) [*hîp'êr*, under; *idrosîs*, sweat]. Defective perspiration.

Hypodrome (*hîp'ô-drô-mî*) [*hîp'êr*, a weaving; *drômos*, race-course]. A track in which the veins of the eye are embedded in the thick mesophyl.

Hypology (*hîp'ô-lô-jî*) [*hîp'êr*, web; *lôgos*, science].

Hypomyces (*hîp'ô-mî-sîs*) [*hîp'êr*, web; *mîkros*, small]. A genus of fungi having the spores naked, and the mycelium branched.

Hypostroma (*hîp'ô-strô-mâ*) [*hîp'êr*, a web; *strôma*, a membrane]. A membrane.

Hypostomy (*hîp'ô-stô-mî*) [*hîp'êr*, a web; *stomî*, a cutting]. A cutting of the web.

Hypostoma (*hîp'ô-stô-mâ*) [*hîp'êr*, under; *stôma*, fiber]. A tumor of the eye.

Hypostoma (*hîp'ô-stô-mâ*) [*hîp'êr*, under; *stôma*, fiber]. A tumor of the eye.

Hypnotog (*hîp'not-ô-g*) [*hîp'notos*, sleep; *gênêsîs*, production]. A drug producing sleep.

Hypnotic (*hîp'not-îk*) [*hîp'notos*, sleep]. A drug producing sleep.

Hypnotism (*hîp'not-î-zîz-m*) [*hîp'notos*, sleep]. A drug producing sleep.

Hypnotism (*hîp'not-î-zîz-m*) [*hîp'notos*, sleep]. A drug producing sleep.

Hypniater (*hîp'ne'-ä-ter*) [*hîp'notos*, sleep; *iätîp*, practitioner]. A somnambulist or clairvoyant doctor; a hypnotizer or mesmerist.

Hypnic (*hîp'nik*) [*hîp'notîkos*, producing sleep]. 1. Pertaining to or inducing sleep. 2. An agent that induces or influences sleep.

Hypnobat, or **Hypnobate** (*hîp'no-bät*) [*hîp'notos*, sleep; *batô*, walking]. A sleep-walker; somnambulist.

Hypnobatia (*hîp'no-bät'-shê-ä*) [*hîp'notos*, sleep; *batô*, walking]. Somnambulism.

Hypnocyst (*hîp'no-sîst*) [*hîp'notos*, sleep; *kîstîs*, bladder]. In biology, an encysted unicellular organism not undergoing sporulation.

Hypnogenetic, **Hypnogenic**, **Hypnogenous** (*hîp'no-jen-ät'-îk*, *hîp'no-jen'-îk*, *hîp'noj'-ên-us*) [*hîp'notos*, sleep; *gênêsîs*, to produce]. 1. Producing or inducing sleep. 2. Inducing hypnotism.

Hypnography (*hîp'nog'-grä-fê*) Same as *Hypnology*.

Hypnolepsy (*hîp'no-lep'-sê*) [*hîp'notos*, sleep; *lêsîs*, seizure]. Narcolepsy; morbid sleepiness.

Hypnology (*hîp'no-lô-jî*) [*hîp'notos*, sleep; *lôgos*, science]. The science of sleep, its disorders, and its hygienic effects.

Hypnone (*hîp'no-nôn*) See *Acetophenone*.

Hypnopathy (*hîp'no-pät'-e*) [*hîp'notos*, sleep; *pätthos*, disease]. Sleep due to a diseased or morbid condition of the body, brain, or mind; also, narcolepsy; sleepy disease.

Hypnophobia (*hîp'no-fô-bê-ä*) [*hîp'notos*, sleep; *fôbos*, fear]. Morbid dread of sleep; also, nightmare or night-terror.

Hypnosis (*hîp'no-sîs*) [*hîp'notos*, sleep]. An artificial condition produced by hypnotizing. Also, the gradual approach of sleep. **H., African**. See *African Lethargy*.

Hypnosperm (*hîp'no-spêrm*) [*hîp'notos*, sleep; *spêrma*, seed]. In biology, a resting spore. Cf. *Hypnospore*.

Hypnospore (*hîp'no-spôr*) [*hîp'notos*, sleep; *spôrâ*, a spore]. In biology, a resting spore.

Hypnotherapy (*hîp'no-thêr'-äp'-e*) [*hîp'notos*, sleep; *thêrâpîa*, healing]. Hypnotic treatment of disease.

Hypnotic (*hîp'not-îk*) [*hîp'notos*, sleep]. A remedy that causes sleep. A soporific. Also, pertaining to hypnotism.

Hypnotism (*hîp'not-î-zîz-m*) [*hîp'notos*, sleep]. A state of artificial somnambulism; it may be produced by various means, as, for example, by having the subject look with concentrated attention at any small object so near that effort is required to converge the axes of the eyes. It is characterized by a partial or complete absence of volition, sensation, and self-consciousness, except so much as comes from the hypnotizer or some dominating will or idea. There are four main methods of inducing hypnotism, all originating in France. These are as follows: **Charcot's Method**; it consists in making gentle pressure over the eyeballs, and, finally, rubbing the top of the head. **Luys' Transference Method**; the hypnotism is induced by having the patient sit with his back to the light and look steadily at a rapidly revolving mirror placed two or three feet from him, on which the light is directly shining. The constant flash of the light soon wears the eyes and produces sleep. **Nancy Method**; in this method hypnotism is induced by means of suggestion entirely, the patient submitting to the will of the operator. **Voisin's Method**; Braidism; the patient lies upon the broad of his back and gazes steadily at a bright silvered ball, suspended from the ceiling and at a distance of about nine inches from his eyes. The method of fascination is also used, the operator gazing fixedly in the subject's eyes at a distance of about a foot. See, also, *Somnambulism*.

- Hypnotizable** (*hip-not-iz'-ab-l*) [*ἵπνωτος*, sleep]. Susceptible of being hypnotized.
- Hypnotization** (*hip-not-iz-a'-shun*) [*ἵπνωσις*, sleep; *facere*, to make]. The employment of the means used to hypnotize a person; the induction of hypnotism.
- Hypnotoid** (*hip'-not-oid*) [*ἵπνωτος*, sleep; *εἶδος*, form]. Resembling hypnotism.
- Hypo-** (*hi'-po-*) [*ὑπό*, under]. A prefix denoting deficiency or lack.
- Hypo** (*hip'-o*) [*ὑπό*, under]. A popular name for *hypochondriasis*, lowness of spirits, or imaginary illness, or exaggeration of slight ailments.
- Hypoæmia** (*hi-po-e'-me-ah*). See *Hypæmia*.
- Hypoalbuminosis** (*hi-po-al-bu-min-ō'-sis*). See *Hypoalbuminosis* and *Hypocolektemia*.
- Hypoaionemia** (*hi-po-al-ō-ne'-me-ah*) [*ὑπό*, under; *αἶς*, salt, *αἰών*, of salts; *αἷμα*, blood]. A deficiency of the salts of the blood.
- Hypoptaria** (*hi-po-a'-re-ah*) [*ὑπό*, under; *ὄψιον*, dim. of *ὄσον*, an egg]. In biology, a pair of oval ganglia found on the ventral side of the region of the thalami in most fishes.
- Hypoblast** (*hi'-po-blast*) [*ὑπό*, under; *βλαστός*, sprout]. The internal layer of the blastoderm, or the ental layer of cells of the embryo of a metazoan; it is called, also, the endoderm, endoblast, entoderm, or epithelioglandular layer; from it is developed the intestinal epithelium (except that of the mouth and anus) and that of the glands opening into the intestines; also, the epithelium of the air-passages.
- Hypoblepharon** (*hi-po-blēf'-ar-on*) [*ὑπό*, under; *βλέφαρον*, lid]. 1. An artificial eye. 2. A swelling under the eyelid.
- Hypobromite** (*hi-po-bro-mīt*) [*ὑπό*, under; *βρωμιος*, stench]. A salt of hypobromous acid. **H. Method**, a method of estimating the quantity of urea in urine, based upon the fact that when urea is acted upon by sodium hypobromite (or calcium hypochlorite) it is decomposed into nitrogen, carbon dioxide, and water.
- Hypobulia** (*hi-po-bu'-le-ah*) [*ὑπό*, under; *βουλή*, will]. Loss or deficiency of will-power.
- Hypocardia** (*hi-po-kar'-de-ah*) [*ὑπό*, under; *καρδία*, heart]. Downward displacement of the heart.
- Hypocatalepsia** (*hi-po-kat-al-ēp'-sis*) [*ὑπό*, under; *κατά*, down; *λαμβάνειν*, to seize]. Slight catalepsy, or epilepsy.
- Hypocatharsis** (*hi-po-kath-ar'-sis*) [*ὑπό*, under; *καθαίρειν*, to purge]. A gentle purgation.
- Hypochilium** (*hi-po-kil'-e-um*) [*ὑπό*, under; *χείλος*, the lip; *pl.*, *Hypochilia*]. In biology, the lower part of the lip of certain orchids.
- Hypochlorhydria** (*hi-po-klor-hi'-dre-ah*) [*ὑπό*, under; *χλωρός*, green; *ἕδωρ*, water]. A condition in which there is a diminished amount of HCl in the gastric juice. It is usually associated with an overproduction of lactic acid, and is often due to a state of lowered general nutrition.
- Hypochlorite** (*hi-po-klo'-rit*) [*ὑπό*, under; *χλωρός*, green]. Any salt of hypochlorous acid. Calcium hypochlorite is the essential constituent of bleaching-powder.
- Hypochlorous Acid** (*hi-po-klo'-rus*). See *Acid*.
- Hypocholesteremia** (*hi-po-ko-les-ter-e'-me-ah*) [*ὑπό*, under; *χολή*, bile; *στέαρ*, fat; *αἷμα*, blood]. Decrease or deficiency of the cholesterol in the blood.
- Hypochondria** (*hi-po-kon'-dre-ah*) [*ὑπό*, under; *χόνδρος*, cartilage]. 1. The regions below the costal arches on either side. 2. Same as *Hypochondriasis*.
- Hypochondriac** (*hi-po-kon'-dre-ak*) [*ὑπό*, under; *χόνδρος*, cartilage]. 1. Pertaining to the hypochondrium. 2. A person who is affected with hypochondriasis.
- Hypochondriasis** (*hi-po-kon-dri'-as-is*) [*ἵπποχονδριακός*, affected in the hypochondria]. A disturbance of the functions of the nervous system similar to that in melancholia, in which the patient believes himself suffering from bodily disease. It is characterized by alternate spells of moodiness and excitability. **H. pituitosa**. Synonym of *Membranous Enteritis*.
- Hypochondrium** (*hi-po-kon'-dre-am*) [*ὑπό*, under; *χόνδρος*, cartilage; *pl.*, *Hypochondria*]. The upper lateral region on either side of the mesial line of the abdomen.
- Hypochromatemia** (*hi-po-kro-mat-e'-me-ah*) [*ὑπό*, under; *χρώμα*, color; *αἷμα*, blood]. Deficiency of the coloring matter of the blood.
- Hypochromatic** (*hi-po-kro-mat'-ik*) [*ὑπό*, under; *χρώμα*, color]. Deficient in coloring-matter.
- Hypochromia** (*hi-po-kro'-me-ah*) [*ὑπό*, under; *χρώμα*, color]. Abnormal pallor or transparency of the skin, occurring in certain skin-diseases.
- Hypochrosis** (*hi-po-kro'-sis*) [*ὑπό*, under; *χρῶσις*, coloring]. Abnormal paleness; lack of normal coloration.
- Hypochyma** (*hi-po-ki'-mah*) [*ὑπό*, beneath; *χύνω*, to pour]. An old name for cataract.
- Hypocist** (*hi'-po-sist*) [*ὑπό*, under; *κίστος*, cistus]. 1. The plant *Cytinus hypocistis*, of the old world. 2. The dark astringent extract prepared by drying the sap of the foregoing plant and the juice of its berries. It is useful for hemorrhages and diarrhea. Unof.
- Hypoclidium** (*hi-po-kli'-de-um*) [*ὑπό*, under; *κλείς*, a key; and the clavicle; *pl.*, *Hypoclidia*]. In biology, the inferomedian process formed at the junction of the clavicles of a bird.
- Hypoclysis** (*hip-ok'-lis-is*) [*ὑπό*, under; *κλύσις*, a clyster]. The administration of an enema.
- Hypocotyl** (*hi-po-kot'-il*) [*ὑπό*, under; *κοτύληδων*, cotyledon]. A short term for *Hypocotyledonous stem*.
- Hypocotyledonous** (*hi-po-kot-il-e'-den-us*) [*ὑπό*, under; *κοτύληδων*, cotyledon]. In biology, situated below the cotyledons.
- Hypocraterimorphous** (*hi'-po-kra-ter-im-or'-fus*) [*ὑποκράτηρον*, the stand of a crater; *υπόρον*, form]. Applied to certain flowers the corolla of which have a flat, spreading limb surmounting a straight tube; salver-shaped.
- Hypocyrtois** (*hi-po-sir-to'-sis*) [*ὑπό*, under; *κύρτωσις*, curvature]. A slight amount of curvature.
- Hypocystotomy** (*hi-po-sis-to'-o-me*) [*ὑπό*, under; *κύστις*, bladder; *τομή*, a cut]. Perineal cystotomy.
- Hypoderm** (*hi'-po-derm*) [*ὑπό*, under; *δέρμα*, skin]. 1. Subcutaneous tissue. 2. A hypodermatic injection. 3. In biology, applied to the epithelial membrane lining the cuticular, crustaceous, or chitinous investment of arthropods; also called *Hypodermis*.
- Hypoderma** (*hi-po-der'-mah*) [*ὑπό*, under; *δέρμα*, skin]. In biology: 1. A layer of cells, usually collenchyma, just beneath the epidermis of a leaf or stem. 2. A genus of dipterous insects, the bot-flies. See *Parasites (Animal)*, Table of.
- Hypodermatic** (*hi-po-der-mat'-ik*) [*ὑπό*, under; *δέρμα*, skin]. Pertaining to that which is under the skin, or to the introduction of medicines beneath the skin.
- Hypodermatoclysis** (*hi-po-der-mat-ok'-lis-is*), or **Hypodermoclysis** (*hi-po-der-mok'-lis-is*). [*ὑπό*, under; *δέρμα*, skin; *κλύσις*, injection]. A method of supplying fluid to the body to replace that lost through excessive purging, as in cholera, or in cases of hemorrhage. It consists in the introduction into the subcutaneous tissues of certain quantities of normal saline solution.
- Hypodermatomy** (*hi-po-der-mat'-o-me*) [*ὑπό*, under; *δέρμα*, skin; *τομήναιν*, to cut]. Subcutaneous surgical section of parts.

- curvature produced by growth on the under side of an extended organ. Cf. *Epinasty*.
- Hyponeuria** (*hi-po-nu'-re-ah*) [*ἵπνο*, under; *νεῦρον*, nerve]. Slight or diminished nerve-power.
- Hyponoetic** (*hi-po-no-et'-ik*) [*ἵπνο*, under; *νοητικός*, understanding]. Under the control of the will.
- Hyponome** (*hi-po-nom*) [*ἵπνο*, under; *νομῆναι*, to dwell in, to inhabit]. In biology, the exhalant funnel of a cephalopod.
- Hyponomous** (*hi-pou'-o-mus*) [*ἵπνο*, under; *νομῆναι*, to feed]. Spreading or eating below the surface; applied to certain ulcers, etc.
- Hypopepsia** (*hi-po-pep'-se-ah*) [*ἵπνο*, under; *πέψω*, digestion]. A disorder of digestion in which there is a notable diminution in the functional activity, glandular and chemic, of the stomach.
- Hypophemia, Tropical**. See *Aukylotomiasis*.
- Hypophlœodic** (*hi-po-flo-ad'-ik*) [*ἵπνο*, under; *φλόος*, bark]. In biology, situated beneath the bark.
- Hypophlœous** (*hi-po-flo'-us*). Same as *Hypophlœodic*.
- Hypophosphite** (*hi-po-fos'-it*) [*ἵπνο*, under; *phosphorus*]. Any salt of hypophosphorous acid. Several hypophosphites (as of calcium, potassium, sodium) are official, and many others are used to a limited extent.
- Hypophosphorous Acid** (*hi-po-fos-fô'-rus*). See *Acid*.
- Hypophrasia** (*hi-po-fra'-ze-ah*) [*ἵπνο*, under; *φράσις*, phrase, utterance]. Meagerness or poverty of speech, as a sign of cerebral disease.
- Hypophyllum** (*hi-po-fil'-e-um*) [*ἵπνο*, under; *φύλλον*, a leaf; *pl.*, *Hypophyllia*]. In biology, a sheath-like petiole, without laminae.
- Hypophyllous** (*hi-poff'-il-us*) [*ἵπνο*, under; *φύλλον*, leaf]. Same as *Hypogenous*.
- Hypophyseemia** (*hi-po-fi-se'-me-ah*) [*ἵπνο*, under; *φύσα*, air; *αἷμα*, blood]. Deficiency of gaseous elements in the blood.
- Hypophysis** (*hi-poff'-is-is*) [*ἵπνο*, under; *φύειν*, to grow]. The pituitary body, *q. v.*; sometimes called the **H. cerebri**.
- Hypoplasia** (*hi-po-pla'-ze-ah*) [*ἵπνο*, under; *πλάσσειν*, to mould]. Deficiency or arrested development of any organ or tissue. See *Aplasia*.
- Hypoplastemia** (*hi-po-plas-te'-me-ah*). See *Hypoplasticiemia*.
- Hypoplasticiemia** (*hi-po-plas-tis-et'-me-ah*) [*ἵπνο*, under; *πλαστικός*, plastic; *αἷμα*, blood]. Deficient plasticity of the blood.
- Hypopraxia** (*hi-po-praks'-e-ah*) [*ἵπνο*, under; *πραΐζειν*, doing]. Inactivity; listlessness; inefficiency as a sign or result of cerebral disorder.
- Hypopselaphesia** (*hi-pop-sel-af'-ze-ah*) [*ἵπνο*, under; *ψηλάσσειν*, touch]. Diminution of sensitiveness to tactile impressions.
- Hypoptilum** (*hi-pop'-til-um*) [*ἵπνο*, under; *πτίλον*, feather; *pl.*, *Hypoptila*]. In biology, the entire after-shaft of a feather, including the vanes; hyporachis.
- Hypoptyalism** (*hi-pop-ti'-al-izm*) [*ἵπνο*, under; *πυᾶλις*, ptyalism]. A mild or slight ptyalism.
- Hypopygium** (*hi-po-pij'-e-um*) [*ἵπνο*, under; *πυγή*, the rump; *pl.*, *Hypopygia*]. In biology, the male clasping-organ of dipterous insects.
- Hypopyon** (*hi-pô'-pe-on*) [*ἵπνο*, under; *πύον*, pus]. A collection of pus in the anterior chamber of the eye, secondary to inflammation of adjacent tissues.
- Hypoquebrachin** (*hi-po-ke-ve-brak'-in*) [*ἵπνο*, under; *quebracho*], $C_{21}H_{26}N_2O_2$. An alkaloid of *Quebracho*, occurring in yellow masses, melting at about 80° C., and soluble in alcohol and ether.
- Hyporachis** (*hi-por'-ak-is*) [*ἵπνο*, under; *ῥάχις*, the spine]. In biology, the stem or rachis of the after-shaft; the *hypoptilum* of a feather
- Hyporadioli** (*hi-po-ra-di'-o-li*) [*ἵπνο*, under; *radius*, radius]. In biology, the barbules of the after-shaft of a feather.
- Hyporrhœa** (*hi-por-e'-ah*) [*ἵπνο*, under; *ῥοῦναι*, to flow]. A slight hemorrhage.
- Hyposmia** (*hi-po'-me-ah*) [*ἵπνο*, under; *ὀσμή*, smell]. Diminution of the sense of smell.
- Hypospadia, or Hypospadias** (*hi-po-spa'-de-ah*, *hi-po-spa'-de-as*) [*ἵπνο*, under; *σπᾶν*, to draw]. An abnormal opening and ending of the urethra upon the under surface of the penis, or in the under wall of the urethra. It is variously classed, according to the position of its opening, as glandular (or balanic), balano-penile, penile, peno-scrotal, scrotal, or perineal. Certain tribes of the Arabs, Africans, and native Australians produce an artificial hypospadias.
- Hypostaphylitis** (*hi-po-staf-il'-i-tis*) [*ἵπνο*, under; *σταφύλις*, uvula; *ίτις*, inflammation]. Slight inflammation of the uvula.
- Hypostasis** (*hi-pos'-tas-is*) [*ἵπόστασις*, a standing under]. A word loosely used to denote feces, or any sediment falling from a liquid, especially the sediment of urine. Also, a form of passive hyperemia caused by the dependent position of the part affected.
- Hypostatic** (*hi-po-staf'-ik*) [*ἵπόστασις*, a standing under]. Due to, or of the nature of, hypostasis.
- H. Congestion**. Same as *Hypostasis*, *q. v.* **H. Pneumonia**, Pirry's term for the variety of pneumonia secondary to most of the acute febrile diseases, and occurring in the final stage of many chronic diseases. It is in part due to the mechanic gravitation of blood to the part affected, as to the back, in cases of long-continued dorsal decubitus.
- Hyposternum** (*hi-po-ster'-num*) [*ἵπνο*, under; *στήθων*, the breast; *pl.*, *Hyposterna*]. In biology, the third lateral piece of the plastron of a turtle; also called *Hypoplastron*.
- Hyposthenia** (*hi-po-sthe'-ne-ah*) [*ἵπνο*, under; *σθένος*, strength]. Weakness; subnormal strength.
- Hyposthenic** (*hi-po-sthen'-ik*) [*ἵπνο*, under; *σθένος*, strength]. 1. Tendency to, or characterized by, hyposthenia; applied to diseases that are more than ordinarily enfeebling. 2. A medicine that reduces the action of the heart without affecting its rhythm.
- Hypostoma** (*hi-pos'-to-mah*) [*ἵπνο*, under; *στόμα*, mouth; *pl.*, *Hypostomata*]. In biology, applied (a) by Meigen and Bouché to the clypeus of *Diptera*, and by Meinert to a curved broad sclerite behind the *lamina labialis* of the inner stipes in the mouth of *Myriopods*; (b) to the proboscis of *Hydroidea*.
- Hypostomatous** (*hi-po-stô'-mat-us*) or **Hypostomous** (*hi-pos'-to-mus*) [*ἵπνο*, under; *στόμα*, mouth]. In biology, having the mouth inferior or ventral.
- Hypostome** (*hi'-po-stôm*). Same as *Hypostoma*.
- Hypostyptic** (*hi-po-stip'-tik*) [*ἵπνο*, under; *στυπτικός*, astringent]. 1. Moderately or mildly styptic. 2. A mildly styptic medicine.
- Hyposynergia** (*hi-po-sin-er'-je-ah*) [*ἵπνο*, under; *συνεργία*, coöperation]. Defective coördination.
- Hyposystole** (*hi-po-sis'-to-le*) [*ἵπνο*, under; *συστολή*, systole]. Deficiency of the cardiac systole.
- Hypostylosia** (*hi-po-sis-to'-le-ah*). See *Hyposystole*.
- Hypotension** (*hi-po-ten'-shun*) [*ἵπνο*, under; *τένσις*, a stretching]. Diminished or abnormally low tension; hypotonia.
- Hypothallus** (*hi-po-thal'-us*) [*ἵπνο*, under; *θάλλος*, a young shoot or branch, a frond; *pl.*, *Hypothalli*]. In biology, a delicate filamentous mass upon which is developed the thallus of a lichen.
- Hypothecium** (*hi-po-the'-se-um*) [*ἵπνο*, under; *θήκη*, a case]. In biology, that portion of a lichen thallus immediately around or beneath the apothecium.

Hypothenar *hīp'ō-thē-nar* [*hīp'ō*, under; *thē-nar*, palm]. The fleshy eminence on the outer side of the hand over the metacarpal bone of the fifth digit. **H.**, the proximal tarsal bone, and the distal tarsals.

Hypothermal *hīp'ō-thēr-mal* [*hīp'ō*, under; *thēr-mal*, heat]. Pertaining to a temperature below the normal, usually below 35° C. (93° F.).

Hypothermia *hīp'ō-thēr-mi-ā* [*hīp'ō*, under; *thēr-mi-ā*, heat]. **Hypothermy** *hīp'ō-thēr-mi* [*hīp'ō*, under; *thēr-mi*, heat]. Decrease of temperature.

Hypothesis *hīp'ō-thē-sis* [*hīp'ō*, under; *thē-sis*, a position]. A position or position of the body, or a position of the mind, or a position of the soul.

Hypotonia *hīp'ō-tō-ni-ā* [*hīp'ō*, under; *tō-ni-ā*, tension]. **Hypotonus** *hīp'ō-tō-nus* [*hīp'ō*, under; *tō-nus*, tension]. **H.**, Gastric, the reverse condition of hypertonus.

Hypotreme *hīp'ō-trēm-ē* [*hīp'ō*, under; *trēm-ē*, a hole, a hole]. In entomology, a hole in the integument of an insect, extending from the anterior spiracles in certain species, and they strengthen the anterior spiracular wall.

Hypotrichous *hīp'ō-trī-kh-us* [*hīp'ō*, under; *trī-kh-us*, hair]. In zoology, applied to such infusoria as have the hair on the under side of the body.

Hypotrophy *hīp'ō-trō-fē* [*hīp'ō*, under; *trō-fē*, to feed]. See **malnutrition**. A defect in the constructive processes of the organism. It may be due to a defective food, and varies much in degree in different individuals, or even in the same individual at different times.

Hypouræmia *hīp'ō-ur-ē-mi-ā* [*hīp'ō*, under; *ur-ē-mi-ā*, uræmia]. Diminution of the uræa normal in the blood.

Hypouricæmia *hīp'ō-ur-ic-ē-mi-ā* [*hīp'ō*, under; *ur-ic-ē-mi-ā*, uricæmia]. Decrease in the uric acid normal in the blood.

Hypouricæmia *hīp'ō-ur-ic-ē-mi-ā* [*hīp'ō*, under; *ur-ic-ē-mi-ā*, uricæmia]. A deficient or too small amount of uric acid.

Hypoxanthin *hīp'ō-zan-thīn* [*hīp'ō*, under; *zan-thīn*, H₂N₂O₂]. A compound, also known as **hypoxanthine**, occurring in the animal tissues and organs in minute quantities. In minute quantities it is a purine base. It has also been found in certain plants and yeasts. It is a crystalline substance, soluble in water, insoluble in alcohol. Hypoxanthin appears to be formed by the decomposition of xanthin, a purine base, previous to its being excreted. It is produced by the oxidation of xanthin. It is non-toxic.

Hypophaly *hīp'ō-fal-ē* [*hīp'ō*, under; *fal-ē*, on high; *pal-ē*, a forehead]. Pertaining to the forehead with a cranial index of 75.

Hypopygium *hīp'ō-pi-gi-um* [*hīp'ō*, under; *pi-gi-um*, tail]. The anal appendage having the ratio of 1.825 to 0.999.

Hypopygium *hīp'ō-pi-gi-um* [*hīp'ō*, under; *pi-gi-um*, tail]. The anal appendage having the ratio of 1.825 to 0.999.

Hypopygium *hīp'ō-pi-gi-um* [*hīp'ō*, under; *pi-gi-um*, tail]. The anal appendage having the ratio of 1.825 to 0.999.

ness]. Mountain-sickness; balloon-sickness; characterized by nausea, headache, epistaxis, etc.

Hypsophobia (*hīp'so-fō'be-ah*) [*hīψos*, height; *φόβος*, fear]. Morbid dread of being at a great height; acrophobia.

Hypsophyl (*hīp'so-fīl*) [*hīψ*, on high; *φύλλον*, a leaf]. In biology, one of the leaf-like or bract-like structures subtending a flower or an inflorescence.

Hypsopisthus (*hīp'so-pīst'-thi-us*) [*hīψ*, on high; *ᾠπισθιον*, occiput]. Lissauer's term for a skull in which the angle included between the radius fixus and the line joining the hornion and lambda is between 33° and 41°.

Hypural (*hīp'ū-ral*) [*hīp'ō*, under; *οἰρά*, tail]. In biology, located beneath the tail.

Hyræum (*hī-rā'se-um*) [*hīραξ*, a mouse]. A product from South Africa, somewhat resembling castoreum, and believed to be an excretion, perhaps fecal, of *Hyrax capensis*, the so-called South African cony or cliff badger. Its use is the same as that of castor.

Hyssop (*hī's-sop*) [*ἕσσωπος*, an aromatic plant]. Hedgehyssop. The leaves and tops of *Hyssopus officinalis*, an aromatic stimulant, carminative, and tonic, much employed in chronic catarrh of the respiratory tract. Dose of the fld. ext. ʒj-ij. Unof. See also *Lophanthus* and *Gratiola*.

Hystera (*hī's-ter-ah*) [*ἵστέρα*, womb]. The uterus or womb. Also, the vulva. Also, the placenta or after-birth.

Hysteralgia (*hī's-ter-āl'-jē-ah*) [*ἵστέρα*, womb; *ἄλγος*, pain]. Pain in the womb.

Hysteranesis (*hī's-ter-ān'-es-īs*) [*ἵστέρα*, womb; *ἄνεσις*, relaxation]. Relaxation and atony of the uterus.

Hysteranthous (*hī's-ter-ān'-thūs*) [*ἵστέρος*, later; *ἄνθος*, a flower]. In biology, applied to plants in which the leaves do not appear till after the flowers have appeared.

Hysteratresia (*hī's-ter-āt-er'-sē-ah*) [*ἵστέρα*, womb; *ἄπρητος*, imperforate]. An imperforate or impervious condition of the mouth of the womb.

Hysteræuxesis (*hī's-ter-æwks'-ē-sīs*) [*ἵστέρα*, womb; *αἰζήσις*, enlargement]. Enlargement of the uterus, normal (as in pregnancy) or abnormal.

Hysterectomy (*hī's-ter-ek'tō-mē*) [*ἵστέρα*, womb; *ἐκτομή*, a cutting out]. Excision or removal of the womb by surgical operation. **H.**, **Vaginal**, removal of the womb through the vagina.

Hysterelcosis (*hī's-ter-ek'-kō-sīs*) [*ἵστέρα*, womb; *ἕκρωσις*, ulceration]. Ulceration of the uterus.

Hysteria (*hī's-ter-ē-ah*) [*ἵστέρα*, womb]. A functional disturbance of the nervous system, supposed by early physicians to be due to a disordered condition of the womb. It is now often considered a neurosis; it is not with certainty known whether it is due to structural alteration in any part of the central nervous system, or to abnormal blood-supply. Paralyzes, impairment of vision, convulsions, sensory disturbances, and psychic manifestations, are usually prominent symptoms. Major and minor types are differentiated. The popular significance of the term is that of feigned disease, but the physician usually considers the affection real. It is more frequently encountered in females than in males. **H.**, **Epileptiform**, a synonym of *Hysteræpilepsy*. **H.**, **Major**, hystero-epilepsy. **H.**, **Minor**, hysteria of a mild form.

Hysteric, Hysterical (*hī's-ter'-ik, hī's-ter'-ik-āl*) [*ἵστέρα*, womb]. Pertaining to hysteria, *q. v.* Also, pertaining to the womb. **H. Temperature**. See *Thermal Ataxia*. **H. Breast**, a condition of the breast in neurotic women marked by excessive superficial tenderness, diffuse swelling, constant variation in size and hardness, and by the recurrence of these symptoms at the menstrual epochs. **H. Dyspnea**, intensely rapid

breathing, 50 to 150 respirations per minute, occurring in neurotic individuals, without corresponding alteration of the pulse-rate. **H. Somnolence**, the early stage or lighter form of *H. Trance*. **H. Trance**, a peculiar condition in which the patient sinks into a lethargic, corpse-like condition, lasting from a few hours to several days.

Hystericism (*his-ter-'is-izm*) [*ἵστέρισμα*, womb]. The hysteric diathesis or temperament; proneness to the exhibition of hysteric symptoms.

Hysterics (*his-ter-'iks*) [*ἵστέρισμα*, womb]. A popular term for hysteric or convulsive movements and conditions.

Hysterocephalitis (*his-ter-e-on-sef-al-'it-tis*) [*ἵστέρισμα*, womb; *ἐγκέφαλον*, brain; *τις*, inflammation]. Encephalitis and meningitis following repeated attacks of hysteria.

Hysterionica (*his-ter-e-on-'ik-ah*) [*ἵστέρισμα*, womb]. A composite-flowered herb of South America (*H. baylahuani*) of considerable efficacy in the treatment of acute and chronic affections of the respiratory apparatus. It is also a stomachic and intestinal antiseptic of value in the treatment of flatulent dyspepsia. Dose of the fluid extract \mathfrak{m} -xv. Unof.

Hysteritis (*his-ter-'it-tis*). See *Metritis*.

Hysterizable (*his-ter-iz-'a-bl*) [*ἵστέρισμα*, womb; *able*, able]. Capable of being thrown into a hysteric condition.

Hystero- (*his-'ter-o-*) [*ἵστέρισμα*, uterus]. A prefix signifying relation to the uterus, or to hysteria.

Hysteroatalepsy (*his-ter-o-kat-'al-ep-se*) [*ἵστέρισμα*, womb; *κατάληψις*, catalepsy]. A form of hysteria accompanied by catalepsy.

Hysterocele (*his-'ter-o-sel'*) [*ἵστέρισμα*, uterus; *κήλη*, hernia]. Hernia containing the uterus, or part of it.

Hysteroclēsis (*his-ter-o-klē-'sis*) [*ἵστέρισμα*, womb; *κλείσις*, closure]. The closure of the os uteri by scarring and suturing the labia; an operation formerly employed in the treatment of vesico-uterine fistula.

Hysteroecyosis (*his-ter-o-osi-'e-'sis*) [*ἵστέρισμα*, womb; *κύησις*, pregnancy]. Uterine pregnancy.

Hysteroecystocele (*his-ter-o-sis'-to-sel'*) [*ἵστέρισμα*, womb; *κίστις*, bladder; *κήλη*, hernia]. Hysterocele complicated by cystocele; hernia of the womb and the bladder, or parts of them.

Hystero-demonopathy (*his-ter-o-de-mon-op-'ath-e*) [*ἵστέρισμα*, womb; *δαίμων*, a demon; *πάθος*, disease]. Hysteric demonopathy or demonomania.

Hystero-dynia (*his-ter-o-din-'o-ah*) [*ἵστέρισμα*, womb; *δύνη*, pain]. Pain in the womb.

Hystero-epilepsy (*his-ter-o-ep-'il-ep-se*) [*ἵστέρισμα*, womb; *ἐπιληψία*, epilepsy]. A form of hysteria accompanied by convulsions resembling those of epilepsy. Gowers advises the term *hysteroïd* in reference thereto.

Hystero-epileptogenous (*his-ter-o-ep-'il-ep-toj'-en-us*) [*ἵστέρισμα*, womb; *ἐπιληψία*, epilepsy; *γεννᾶν*, to produce]. Producing hysteric epilepsy.

Hystero-genic (*his-ter-o-jeu-'ik*) [*ἵστέρισμα*, womb; *γεννᾶν*, to beget]. Causing or producing hysteria.

Hystero-genic (*his-ter-o-jeu-'ik*) [*ἵστέρισμα*, later; *γένεσις*, produce, bear]. In biology, applied to intercellular spaces or structures appearing late in the life of a plant. Cf. *Protogenic*.

Hystero-geny (*his-ter-oj'-en-e*) [*ἵστέρισμα*, womb; *γεννᾶν*, to produce]. The induction of the hysteric state or paroxysm.

Hysteroïd (*his-'ter-oid*) [*ἵστέρισμα*, womb; *εἶδος*, form]. Resembling hysteria. See *Hystero-epilepsy*. **H. Convulsions**, convulsive movements with hysteric symptoms in various organic diseases of the brain, in epilepsy, and in hydrophobia.

Hysterolith (*his-'ter-o-lith*) [*ἵστέρισμα*, womb; *λίθος*, stone]. Calculus or stone in the womb.

Hysterolithiasis (*his-ter-o-lith-'as-iz*) [*ἵστέρισμα*, womb; *λίθωσις*, the formation of calculi]. The formation of hysteroliths.

Hysterology (*his-ter-ol-'o-je*) [*ἵστέρισμα*, womb; *λόγος*, science]. The anatomy, physiology, and pathology of the uterus.

Hysteroloxia (*his-ter-o-loks-'e-ah*) [*ἵστέρισμα*, womb; *λοξός*, oblique]. Oblique displacement or position of the uterus.

Hysteromalacia (*his-ter-o-mal-'a-'se-ah*) [*ἵστέρισμα*, womb; *μαλάκια*, softness]. Softening of the tissues of the womb.

Hysteromalacoma (*his-ter-o-mal-ak-'o-'mah*) [*ἵστέρισμα*, womb; *μαλάκος*, soft]. Softening of the womb or of any part of it.

Hysteromania (*his-ter-o-mal-'no-ah*) [*ἵστέρισμα*, womb; *μανία*, madness]. Hysteric insanity; also, nymphomania.

Hystermeter (*his-ter-om-'et-er*) [*ἵστέρισμα*, womb; *μέτρον*, measure]. An instrument for measuring the length of the intra-uterine cavity.

Hystermetry (*his-ter-on-'et-er*) [*ἵστέρισμα*, womb; *μέτρον*, measure]. The measurement of the womb or of its internal space.

Hystermomyoma (*his-ter-o-mi-'o-'mah*) [*ἵστέρισμα*, womb; *μῦς*, muscle; *όμα*, tumor; *πλ.*, *Hystermomyomata*]. Myoma or fibro-myoma of the womb.

Hystermomyomatous (*his-ter-o-mi-'o-'mat-us*) [*ἵστέρισμα*, womb; *μῦς*, muscle; *όμα*, tumor]. Of the nature of or pertaining to hystermomyoma.

Hystermomyectomy (*his-'ter-o-mi-'o-mek'-to-me*) [*ἵστέρισμα*, uterus; *μῦς*, muscle; *ἐκτομή*, excision]. Removal of a hystermomyomatous growth. Removal of the body or supravaginal portion of the uterus for fibroid tumor.

Hysteroncus (*his-ter-on-'k-us*) [*ἵστέρισμα*, womb; *ὄγκος*, a tumor]. A tumor or swelling of the uterus.

Hystero-neurasthenia (*his-'ter-o-nu-ras-the-'ne-ah*) [*ἵστέρισμα*, womb; *νεῦρον*, nerve; *ἀσθενεία*, weakness]. Neurasthenia resulting from womb-disease.

Hystero-neurosis (*his-'ter-o-nu-ro-'sis*) [*ἵστέρισμα*, womb; *νεῦρον*, nerve; *νόσος*, disease]. A reflex action resulting from irritation of the uterus.

Hystero-oöphorectomy (*his-'ter-o-o-off-or-ek'-to-me*) [*ἵστέρισμα*, womb; *ὄοφορος*, egg-bearing; *ἐκτομή*, a cutting out]. The surgical removal of the uterus and ovaries together.

Hystero-paralysis (*his-ter-o-par-'al-'is-is*) [*ἵστέρισμα*, womb; *παράλυσις*, palsy]. Paralysis or weakness of the walls of the womb.

Hystero-pathic (*his-ter-o-path-'ik*) [*ἵστέρισμα*, womb; *πάθος*, disease]. Of the nature of, or pertaining to, hystero-pathy.

Hystero-pathy (*his-ter-op-'ath-e*) [*ἵστέρισμα*, womb; *πάθος*, disease]. Any disease or disorder of the womb. Also, hysteria.

Hystero-pathy (*his-ter-op-'ath-e*) [*ἵστέρισμα*, later; *πάθος*, illness]. Same as *Deuteropathy*.

Hysteropexia, Hysteropexy (*his-ter-o-peks-'e-ah, his-'ter-o-peks-e*) [*ἵστέρισμα*, womb; *πήξις*, a fastening]. Abdominal fixation of the uterus by a surgical operation.

Hystero-phore (*his-'ter-o-for*) [*ἵστέρισμα*, womb; *φορός*, bearing]. A form of uterine pessary.

Hystero-phrenic (*his-ter-o-fron-'ik*) [*ἵστέρισμα*, womb; *φρήν*, the mind]. Opposed to hystero-genic.

Hystero-plegia (*his-ter-o-pl-'je-ah*) [*ἵστέρισμα*, womb; *πληγή*, a stroke]. Same as *Hystero-paralysis*.

Hystero-pnix (*his-ter-op-'niks*) [*ἵστέρισμα*, womb; *πνίξ*, suffocation]. Globus hystericus.

Hystero-sophy (*his-ter-op-'so-fe*) [*ἵστέρισμα*, womb; *ψόφος*, sound, utterance]. The e-scape of air from the uterus with an audible sound.

- It somewhat resembles brucin, and is probably derived from some species of *Strophanthus*. Unof.
- Ice** (*is*) [M.E., *ise*, ice]. Water in its solid state, to which it is reduced by a temperature of 0° centigrade, or 32° Fahrenheit. **I.-bag**, a bag of waterproof material filled with ice, for application to any part of the body. **I.-cap**, a bladder or rubber cap filled with pounded ice for application to the head in case of congestion. **I.-cot**, a bed cooled by ice, so as to reduce the temperature of the patient. **I.-cradle**, a device that consists in the suspension over a febrile patient in bed, by means of iron frames or barrel-hoops, of a number of zinc buckets kept half-filled with ice and enclosed in a light covering. The patient is covered with a muslin sheet and provision is made for the circulation of pure air in the cradle. The temperature of the patient is to be taken at least every four hours, and if it falls to 100° the apparatus is to be removed. If a sense of chilliness appears hot bottles are to be applied to the feet. **I.-poultice**, or **I.-compress**, an application of broken ice used for local refrigeration.
- Iceland** (*is'-land*) [M.E., *ise*, ice; M.E., *land*, land]. An island of the Arctic Ocean. **I. Moss**. See *Cetraria*. **I. Spar**, a transparent calcium carbonate, crystallized in rhomboidal prisms. It has the property of dividing and doubly refracting a ray of light.
- Ichor** (*i'-kor*) [*i'χῶρ*, serum, or pus]. An acrid and thin puriform discharge from an ulcer or wound.
- Ichoroid**, or **Ichorous** (*i'-kor-oid*, *i'-kor-us*) [*i'χῶρ*, serum, or pus; *είδος*, like]. Resembling or relating to pus containing serum and disintegrated tissue.
- Ichorrhea** (*i'-kor-e'-ah*) [*i'χῶρ*, pus; *ῥοία*, a flow]. A copious flow of ichor.
- Ichorrhemia** (*i'-kor-e'-me-ah*) [*i'χῶρ*, ichor; *αἷμα*, blood]. The presence in the blood of ichorous matter; septicemia; pyemia.
- Ichthiasis** (*ik-thi'-as-is*). See *Ichthyosis*.
- Ichthidin** (*ik'-thid-in*) [*i'χθίς*, fish]. A substance resembling lardacein, but obtained from the eggs of cyprinoid fishes.
- Ichthin** (*ik'-thin*) [*i'χθίς*, fish]. An albuminous substance obtained from the eggs of some fishes, and also from cartilaginous fishes and frogs.
- Ichthulin** (*ik'-thu-lin*) [*i'χθίς*, a fish; *ύλη*, matter]. A lardaceous substance, with the percentage composition, C_{52.3}H₈N_{15.2}S₁P_{0.6}, found in the eggs of fishes and in salmon. It is akin to ichthin and ichthidin.
- Ichthyiasis** (*ik-the-i'-as-is*). Same as *Ichthyosis*.
- Ichthyic** (*ik'-the-ik*) [*i'χθυικός*, of a fish, fishy]. Pertaining to, or resembling, a fish; piscine; ichthyoid; ichthyomorphie; ichthyopsidan.
- Ichthyisation** (*ik-the-i'-at-shun*) [*i'χθίς*, fish]. In biology the process of intensification of fish-like characters.
- Ichthyocolla** (*ik-the-o-kol'-ah*) [*i'χθίς*, fish; *κόλλα*, glue]. Isinglass. The air-bladder of the sturgeon, *Acipenser huso*. It occurs in honey, translucent, white sheets, that form a jelly with hot water. It is the purest form of gelatin, and is used as a food, for clarifying liquids, and as a test for tannic acid. **I., Emplastrum**, court-plaster; it consists of isinglass 10, glycerin 1, alcohol 40, water and tinct. benzoin q. s., spread upon fine white silk bolting-cloth and dried.
- Ichthyography** (*ik-the-og'-ra-fi*) [*i'χθίς*, fish; *γράφειν*, to write]. A description of fishes; ichthyology.
- Ichthyoid** (*ik'-the-oid*) [*i'χθίς*, fish; *είδος*, form]. Resembling a fish; fish-like.
- Ichthyol** (*ik'-the-ol*) [*i'χθίς*, fish; *oleum*, oil]. C₂₆H₃₆S₂Na₂O₂. Sodium sulpho-ichthyolate. A preparation obtained from certain varieties of fossiliferous shale occurring in the Tyrolese Alps. It has a characteristic bituminous odor and taste. It is a good antiphlogistic,
- and has proved efficient in eczema and psoriasis, and in gynecology. It is used in the form of a 10 to 20 per cent. ointment, as a solution in glycerin, equal parts, or in the pure state. **I., German**. See *Thiol*.
- Ichthyology** (*ik-the-ol'-o-je*) [*i'χθίς*, fish; *λογία*, science]. The science of fishes, their anatomy, distribution, and biology.
- Ichthyomorphie** (*ik-the-o-mor'-fik*) [*i'χθίς*, a fish; *μορφή*, form]. In biology, having the morphologic characters of a fish; ichthyopsidan.
- Ichthyophagous** (*ik-the-oft'-ag-us*) [*i'χθίς*, fish; *φαγῖν*, to eat]. Fish-eating. A word applied to such animals as subsist on fish.
- Ichthyopterygium** (*ik-the-ot-ter-ij'-e-um*) [*i'χθίς*, a fish; *πτερόγιον*, a wing or fin]. The fore-limb or hind-limb of a vertebrate, modified as a fin.
- Ichthyosis** (*ik-the-ol'-is*) [*i'χθίς*, fish; *ρόςος*, disease]. *Xeroderma ichthyoides*. *Ichthyosis vera*, *fish-skin disease*; a congenital skin-disease, usually involving the entire surface of the body, aggravated by cold, and characterized by extreme dryness of the skin and by the development of epidermal plates coarsely resembling the scales of a fish, and forming in some cases verrucous growths, sessile and pedunculated, freely projecting from the surface. **I. congenita**. See *Schorrhea squamosa neonatorum*. **I. follicularis**, a form in which the sebum and epithelium are heaped up around the orifices of the hair-follicles; it is especially seen upon the extensor surfaces of the arms and legs. **I. hystrix**; *Ilystricimus*; a rare skin-disease characterized by warty-looking growths, consisting of elongated and hypertrophied papillae, covered by greatly thickened, dark-brown, horny epidermis, and forming flat-topped or pointed, spinous projections. These are grouped together to form patches, often unilateral and distributed along the course of cutaneous nerves. They are seldom present on the face. Usually they offer no subjective symptoms. **I. linguæ**, an acquired affection of the tongue in which it becomes dry and scaly. **I. nacrée**. See *I. simplex*. **I. nigricans**. See *I. simplex*. **I. nitida**. See *I. simplex*. **I. palmæ vel palmaris et plantaris**, the exceptional form confined solely to the palms and soles. **I. sauroderma**. See *I. simplex*. **I. scutellata**. See *I. simplex*. **I. sebacea**. Synonym of *Schorrhea*. **I. sebacea cornea**. See *Darier's Disease*. **I. serpentina**. See *I. simplex*. **I. simplex**, the common form of ichthyosis in which the whole surface has a tessellated appearance, from being covered with large, angular, dirty-white, finely corrugated, papery scales that are adherent, and therefore slightly depressed in the center (*I. scutellata*), while the edges are detached, transparent, and shining (*I. nacrée* or *I. nitida*). In still higher grades the scales adhere together to form thin plates, and being of a greenish tint, resemble a serpent's skin (*I. serpentina*); when there are still thicker plates, the appearance of a crocodile hide is produced (*I. sauroderma*). The older the plates the darker they become, so that they may vary from olive-green to black (*I. nigricans*). The hair is dry, harsh, and dull-looking, and the scalp branny; the nails may be pitted and brittle. Itching is frequent. Warmth ameliorates the condition by favoring sweating. **I. spinosa**, a form of *I. hystrix*, in which the scales are spiny. **I. vera**. See *Ichthyosis*.
- Ichthyotic** (*ik-the-ol'-ik*) [*i'χθίς*, fish]. Relating to or affected with ichthyosis.
- Ichthyotomy** (*ik-the-ol'-o-me*) [*i'χθίς*, a fish; *τομή*, a cutting]. The dissection or anatomy of fishes.
- Ichthyotoxicum** (*ik-the-o-tox'-ik-um*) [*i'χθίς*, fish; *τοξικόν*, poison]. A name loosely given to poisoning

Ideo-motor (*i-de-o-mo'tor*) [*idea*, a mental image; *movere*, to move]. Pertaining conjointly to ideation and movement. **I. Center**, that part of the gray matter which, influenced by ideation, excites muscular movement. **I. Movements**, unconscious movements, due to impulses of the mind when the attention is otherwise absorbed.

Ideopegma (*i-de-o-peg's-mah*) [*idea*, idea; *πέγμα*, a thing fixed; *pl.*, *Ideopegmata*]. A fixed or dominant idea that colors all the thoughts of the patient and thus creates a monomania.

Ideophrenia (*i-de-o-fre'ne-ah*) [*idea*, form; *φρήν*, mind]. Insanity with marked perversion of ideas.

Ideophrenic (*i-de-o-fren'ik*) [*idea*, form; *φρήν*, mind]. Relating to, or marked by, ideophrenia.

Ideoplastic (*i-de-o-plas'tik*) [*idea*, idea; *πλασσειν*, to form]. Giving shape to the ideas; that stage of hypnotism in which the idea impressed on the brain of the subject is translated into action.

Ideosynchysia, or **Ideosynchysis** (*i-de-o-sin-ki't-ze-ah*, or *i-de-o-sin't-kis-is*) [*idea*, idea; *συναχρσις*, a pouring together]. Confusion of ideas; delirium.

-ideus (*-id'e-us*) [*idios*, one's own]. A suffix having the sense of possession or ownership.

Idianoia (*id'e-an-oi'ah*) [*idios*, own, peculiar; *νόος*, mind]. Same as *Idiocy*.

Idiempresis (*id'e-em-pre'sis*) [*idios*, own; *εμπρησις*, burning]. Spontaneous combustion. Also, spontaneous inflammation.

Idio- (*id'e-o-*) [*idios*, own]. A prefix signifying individual peculiarity.

Idiobiology (*id'e-o-bi-ol'o-je*) [*idios*, peculiar; *βίος*, life; *λέγειν*, to speak]. The physiology of any particular organized body, as opposed to *Biontology*, *q. v.* (J. Aitken Meigs.)

Idioblast (*id'e-o-blast*) [*idios*, peculiar; *βλαστός*, offshoot]. In biology, a histologic cell having a character different from that of the surrounding cells, owing to a difference either in its form or its contents, *e. g.*, the stellate hair in the interior of the tissue of *Λγμφάκων* (Sachs).

Idiocrasia (*id'e-ok'l-ras-e*) [*ιδιοκρασία*; *idios*, own; *κράσις*, mixture]. Same as *Idiosyncrasy*.

Idioctonia (*id'e-ok-to'ne-ah*) [*idios*, own; *κτόνος*, killing]. Self-murder; suicide.

Idiocy (*id'e-o-se*) [*ιδιώτης*, a private person]. A condition of mental deficiency, usually accompanied by physical degeneracy. It is characterized by a peculiar coarse, brutal, and cunning nature, with marked physical peculiarities. It is more common in males than in females. **I. of Deprivation**, that in which from birth there is a loss of two or more of the senses, with consequent lack of external impressions. **I., Eclampsic**, that following infantile convulsions. Fourteen per cent. of cases of idiocy are said to be of this origin. **I., Epileptic**, that associated with epilepsy. Such cases are the subjects of epileptic convulsions through life. **I., Ethnic**, a characteristic of certain idiotcies of the Caucasian race, in which individuals are seen who present a kind of mimicry of various other races of mankind. Among the types of genetous idiocy thus characterized, writers have described the *American-Indian* type, the *Ethiopian* or *negroid*, the *Kalmuck*, the *Malayan*, and the highly characterized *Mongolian* type, which includes about ten per cent. of all cases of idiocy. **I., Genetous**, those cases in which, although the causation is indefinite, the condition dates from fetal life. **I., Hydrocephalic**, that dependent upon hydrocephalus. **I., Inflammatory**. See *I., Traumatic*. **I., Microcephalic**, that associated with smallness of the head. A circumference less than eighteen inches implies

idiocy. **I., Paralytic**, that from paralysis following injury before or after birth. **I., Traumatic**, that due to injury during labor or in early childhood.

Idioderma (*id'e-o-der't-mah*). Same as *Dermatitis tuberosa*.

Idiodynamic (*id'e-o-din'ik*) [*ιδιος*, one's own; *δύναμις*, rotation, a round area, taken in the sense of "pore"]. In biology, applied to animals that bring forth or reproduce by means of a special genital pore.

Idio-electrics (*id'e-o-e-lek'triks*) [*idios*, own; *ἰζηκτρον*, amber]. A name formerly applied to such bodies as amber, resin, or glass, which are readily electrified by friction, and which were then supposed to be electric in themselves.

Idioglossia (*id'e-o-glos'e-ah*) [*idios*, own, peculiar; *γλῶσσα*, tongue]. Extremely defective utterance, but one in which the same sound is used to express the same idea, even though the sounds used belong to no known language.

Idiologism (*id'e-ol'o-ji-zm*) [*idios*, own; *ῥήμας*, utterance]. A characteristic expression or form of utterance peculiar to any person, especially to an insane person.

Idiometrinitis (*id'e-o-me-tri't-tis*) [*idios*, own; *μήτρα*, womb; *ιτις*, inflammation]. Inflammation of the parenchymatous substance of the womb.

Idiomiasma (*id'e-o-mi-az'-mah*) [*idios*, own; *μίασμα*, stain, defilement; *pl.*, *Idiomiasmata*]. A term for any noxious exhalation from the body.

Idiomology (*id'e-o-mol'o-je*) [*ιδίωμα*, a peculiar phraseology, idiom; *λέγειν*, to speak]. The study of the peculiarities of speech of various races.

Idio-muscular (*id'e-o-mus't-ku-lar*) [*idios*, own; *musculus*, muscle]. Peculiar to muscular tissue; not involving any nerve-stimulus or any function of the organism, except those of the muscle itself. **I. Contraction**, the contraction of a fatigued or tired muscle under certain conditions of extraneous stimulus.

Idioneurosis (*id'e-o-nu-ro'sis*) [*idios*, own; *νεῦρον*, a nerve; *νόσος*, disease]. An affection due to some disturbed or abnormal condition of the nerves supplying the affected part; a simple and uncomplicated neurosis.

Idionym (*id'e-o-nim*) [*idios*, own; *ὄνομα*, name]. A term restricted in its application to a particular organ.

Idiopathic (*id'e-o-path'ik*) [*idios*, own; *πάθος*, disease]. Not consequent or dependent upon another disease or known or recognized cause. The antithesis of sympathetic, deuteropathic. **I. Dysmenorrhea**, painful menstruation unassociated with organic lesion or displacement.

Idiopathy (*id-i-op'ath-e*) [*idios*, own; *πάθος*, disease]. **1.** An idiopathic disease or condition. **2.** The fact or quality of being idiopathic.

Idiophrenic (*id'e-o-fren'ik*) [*idios*, own; *φρήν*, mind]. Due to disease of the brain; a term used to designate certain forms of insanity.

Idioplasm (*id'e-o-plazm*) [*idios*, peculiar; *πλασμα*, a thing formed]. In biology, a term introduced by Nägeli for a special hereditary reproductive substance not contained in the body of the cell, but in the *chromosomes* of the nucleus, controlling and determining the actual characters of the particular cell, and also those of all of its descendants. Each idioplasm is composed of several or many *ids* (*q. v.*), which are capable of growth and multiplication by division; although much smaller in bulk than the rest of the living substance of the cell or body (*trophoplasm*), idioplasm is the active element in the process of formation, and determines the detailed construction of the trophoplasm, which is the passive element. **I., Accessory** (*Neben-idioplasm*), a special, minute group of "supple-

Ileopisolitis (*il-e-o-pis-o-lit-tis*) [*εἰλεῖν*, to roll; *pisum*, a pea; *ιτις*, inflammation]. Inflammation of Peyer's patches or glands.

Ileoproctostomy (*il-e-o-prok-tos't-to-me*) [*εἰλεῖν*, to roll; *πρωκτός*, rectum; *στόμα*, mouth]. The surgical establishment of an artificial communication between the ileum and the rectum.

Ileorectostomy (*il-e-o-rek-tos't-to-me*). See *Ileoproctostomy*.

Ileos (*il'-e-os*). See *Ileus*.

Ileostomy (*il-e-os't-to-me*) [*εἰλεῖν*, to roll; *στόμα*, mouth]. The surgical establishment of a passage through the abdominal wall into the ileum, or from the ileum to some other hollow organ.

Ileotyphus (*il-e-o-tyf'-fus*) [*εἰλεῖν*, to roll; *τύφος*, smoke]. Enteric or typhoid fever.

Ileum (*il'-e-um*) [*εἰλεῖν*, to roll]. The lower portion of the small intestine. It receives its name from its peristaltic movement.

Ileus (*il'-e-us*) [*εἰλεός*; *εἰλεῖν*, to roll]. Same as *Ileac* or *Iliac Passion*; volvulus. **I. inflammatorius**. Synonym of *Acute Intestinal Catarrh*. **I. spasmodicus**. Synonym of *Enteralgia*.

Ilex (*il'-eks*) [*L.*, the holm-oak]. A genus of aquifoliaceous trees and shrubs of many species; the hollies. **I. aquifolium**, common European holly; the bark and leaves have medicinal uses. **I. cassine**. See *Cassena*. **I. opaca**, American holly; it has the properties of *I. aquifolium*. **I. glabra**, and **I. verticillata**, of the U. S., are tonic, febrifuge, and astringent. See also *Matè*. All unof.

Iliac (*il'-e-ah*) [*L.*: *pl. of Ilium*]. The iliac bones; the flanks or loins.

Iliac (*il'-e-ak*) [*ilia*, the flanks]. Pertaining to the ilium or to the flanks. **I. Aneurysm**, one occurring at the groin. **I. Artery**. See *Arteries*, *Table of*. **I. Crest**, the upper free margin of the ilium to which the abdominal muscles are attached. **I. Fascia**. See *Fascia*. **I. Fossa**. See *Fossa*. **I. Muscle**. See *Muscles*, *Table of*. **I. Region**, one of the regions into which the abdomen is conventionally divided. See *Abdomen*.

Iliaco- (*il'-e-ak-o-*) [*ilia*, the loins]. A prefix signifying relation to the loins. **I.-femoral**, relating to the ilium and the femur. **I.-trochanteric**, relating to the ilium and the great trochanter of the femur.

Iliacus (*il'-e-ak-us*). See *Muscles*, *Table of*.

Iliadelphus (*il-e-ad-ell'-fus*) [*ilia*, flanks; *ἀδελφός*, brother]. A monstrosity double from the pelvis upward.

Ilicin (*il'-is-in*) [*ilex*, the holm-oak]. A crystalline febrifugal principle from the leaves of *Ilex aquifolium*.

Ilien (*il'-e-en*) [*ilia*, the loins]. Belonging to the ilium in itself.

Ilio- (*il'-e-o-*) [*ilium*, the ilium]. A prefix to denote relation to or connection with the ilium. **I.-capsularis**, a muscle occasionally found in man, originating at the anterior inferior spine of the ilium and inserted into the ilio-femoral ligament. See *Muscles*, *Table of*. **I.-femoral**, pertaining conjointly to the ilium and the femur. **I.-f. Crease**. See *Crease*. **I.-f. Ligament**, an inverted V-shaped ligament extending obliquely across the hip-joint, from the anterior inferior spine of the ilium to the trochanters of the femur, preventing over-extension of the joint. **I.-f. Triangle**, a triangle of which the base is a line drawn from the summit of the great trochanter to the anterior superior spine of the ilium, and the apex is formed by lines drawn backward from the anterior superior spine and upward from the summit of the trochanter. See *Triangles*, *Table of*. **I.-hypogastric**, pertaining conjointly to

the ilium and the hypogastrium. **I.-h. Nerve**. See *Nerves*, *Table of*. **I.-inguinal**, pertaining to the ilium and the groin. **I.-i. Nerve**. See *Nerves*, *Table of*. **I.-lumbar**, pertaining conjointly to the ilium and the loins. **I.-l. Artery**, a branch of the posterior division of the internal iliac artery, supplying the iliacus, and also the psoas and quadratus lumborum muscles. See *Arteries*, *Table of*. **I.-l. Muscle**, that part of the quadratus lumborum muscle that is inserted into the tips of the processes of the lumbar vertebrae. See *Muscles*, *Table of*. **I.-pectineal**, pertaining conjointly to the ilium and the pubes. **I.-p. Ligament**, that part of the iliac fascia by which Poupart's ligament and the sheath of the crural vessels are attached to the os pubis. **I.-p. Line**, the ridge reaching from the spine of the os pubis to the auricular surface of the ilium. See *Lines*, *Table of*. **I.-pelvic**, pertaining conjointly to the ilium and the pelvis. **I.-p. Abscess**, suppuration sometimes occurring over the iliacus muscle during labor, and commonly due to the laceration of muscular fibers. **I.-perineal**, relating to the ilium and the perineal region. **I.-polymelius**, a monstrosity with supernumerary limbs attached to the ilium. **I.-psoas**, pertaining conjointly to the ilium and the loins. **I.-p. Muscle**. See *Muscles*, *Table of*. **I.-pubic**, relating to both ilium and pubes. **I.-spinal**, relating to the ilium and the spinal column. **I.-tibial**, pertaining to or connecting the ilium and the tibia. **I.-t. Band**, a thickened portion of the fascia lata extending from the outer tuberosity of the tibia to the iliac crest. **I.-trochanteric**, pertaining to the ilium and a trochanter.

Ilium (*il'-e-um*) [*L.*]. The upper part of the *os innominatum*. The haunch-bone.

Ilixanthin (*il-iks-an't'-thin*) [*ilex*, holly; *ξανθός*, yellow], $C_{17}H_{20}O_{11}$. A yellow crystalline coloring-matter found in holly. The crystals melt at $198^{\circ} C.$, and are soluble in hot water and alcohol.

Ill (*il*) [*M.E.*, *ille*, ill]. Sick; diseased; unwell.

Illacrimation (*il-lak-rim-a'-shun*) [*illacrimatio*; *in*, on; *lacrima*, a tear]. Same as *Epiphora*.

Illaqueation (*il-lak-ue-a'-shun*) [*illaqueare*, to ensnare]. A method of changing the direction of misplaced cilia, by withdrawing them, by a noose, through an opening in the adjacent tissue of the lid.

Illegitimacy (*il-e-jit'-im-a-se*) [*in*, not; *legitimus*, according to law]. The condition of being unlawful, or not legitimate.

Illegitimate (*il-e-jit'-im-at*) [*in*, not; *legitimus*, according to law]. Not in accordance with statutory law. **I. Child**, one born out of lawful wedlock; a bastard.

Illequation (*il-e-kwa'-shun*). See *Ilaqueation*.

Illicium (*il-is'-e-um*) [*illicere*, to entice]. Star Anise. The fruit of *Illicium anisatum*, with properties due to a volatile oil identical with oil of anise. *Illicium* is properly the name of a genus of magnoliaceous trees and shrubs. **I. floridanum**, of the Gulf States, has poisonous leaves. **I. religiosum**, of Asia, is said to be highly poisonous. **I. verum**, is said to yield the star anise of commerce. Unof.

Illness (*il'-nes*) [*M.E.*, *ille*, ill]. Sickness; disease; an attack of disease.

Illumination (*il-oo-min-a'-shun*) [*illuminare*, to make light]. A light produced by a luminous body, and reflected by surrounding objects. In photometry, the unit of intensity of illumination is that given by a standard candle at a distance of one foot. **I., Dark-ground**, in microscopy, a condition in which the object appears self-luminous on a dark background. This occurs when the rays of light are too oblique to enter the front lens of the objective, except such as

are reflected or refracted from the cornea. **I. of Eye**, the light of a light source, as the sun, entering the eye by means of the cornea and lens. **I. Oblique**, entering the eye at an angle. **I. Parallel**, entering the eye parallel to the axis of vision.

Illuminator (*im-lu-mi-nay-tor*) [*illuminare*, to illuminate]. **I. Abbe**, a special type of microscope illumination.

Illumination (*im-lu-mi-nay-shun*) [*illuminare*, to illuminate]. The process of illuminating, especially the excitation of the eye by light rays. **I. Conspicuous**, that which is the result of direct intercourse between the eye and the object.

Illusion (*im-lu-zhun*) [*illudere*, to mock]. A false or deceptive appearance. **I. Associative**, that which arises from the association of ideas. **I. Disjunctive**, that which arises by the disjunction of ideas. **I. Sensory**, that which is not at fault in itself, but in which the defective process is purely subjective. **I. Veridical**, that which is between illusion and hallucination, and which by means of a constant one.

Illusional (*im-lu-zhun-ay-l*) [*illudere*, to mock]. Of the nature of an illusion.

Illutatum (*im-lu-tay-tum*) [*illutatio*, mud]. Treatment of the eye by the mud bath.

Image (*im-ij*) [*imago*, a likeness]. The picture of an object formed by the focused rays of light proceeding from it. **I. After**. See *After image*. **I. Diffusion of Spherical**. **I. Direct**, or **I. Erect**, that which is formed as seen with the ophthalmoscope, produced on the fundus presenting their natural relations. **I. Inverted**, that obtained by interposing between the ophthalmoscope and the observed eye a convex lens; it is an aerial image at the focus of the lens. **I. Real**, that made by the focused reverse rays. **I. Refraction**, an image due to the refraction of light upon entering and leaving an object. **I. Images are involved**: 1. The form of the object. 2. The refractive power of the object and the refracting medium. **I. Subjective**, a phosm; also a sensory illumination. **I. Virtual**, that produced by the divergency of rays, as, e. g., behind a mirror.

Imaginal (*im-ij-nay-ay-l*) [*imago*, an image]. Pertaining to the image. **I. Discs**, in entomology, the structures described by Weismann to curious encapsulated cells of embryonal cells, connected with the nervous system and the rudiments of certain insect larvae (*Diptera*). **I. Membranes**, the rudiments from which the nymph is formed.

Imagination (*im-ij-nay-shun*) [*imaginatio*, imagining]. The faculty of imaging power of the mind. **I. Imaginative**, that which creates ideas or mental pictures. **I. Imaginative**, that which is derived from experience, and which is not fixed and combined in new combinations.

Image (*im-ij*) [*imago*, image]. An image, especially that which is the objective stage of an illusion.

Imbalance (*im-bal-ans*) [*imbare*, to unbalance]. A disturbance of the power of keeping the equilibrium. **I. Balance**, the equilibrium between the forces.

Imbibe (*im-bih*) [*imbere*, to drink]. To drink in mind. **I. Imbibition**, the process of imbibition. **I. Imbibition**, the process of imbibition.

Imbibe (*im-bih*) [*imbere*, to drink]. To drink in mind.

Imbibition (*im-bih-ish'-un*) [*imbibitio*, a drinking in]. The sucking up, or capillary absorption, of moisture, liquids, or gaseous substances by inorganic, or by dead or torpid organic bodies.

Imbawelling (*im-bow'-el-ing*). Same as *Evisceration*.

Imbricate (*im'-brik-at*) [*imbricare*, to cover with tiles]. Applied to that arrangement of scales, feathers, leaves, or floral organs in the bud, in which they overlap like shingles on a roof.

Imbricated (*im'-brik-at-ed*) [*imbrex*, a roof-tile]. Distinguished by overlapping. Applied to the position and arrangement of scales in certain squamous diseases of the skin.

Imitation (*im-it-ay-shun*) [*imitari*, to imitate]. A production that is similar to, or a copy of, another object or process. **I. Morbid**, the occurrence of a convulsive or mental affection brought about by observing a similar affection in another; mental contagion.

Immaculate (*im-ak'-u-lat*) [*im*, not; *macula*, a spot]. Pure; spotless.

Immarginate (*im-ar'-jin-at*) [*im*, not; *marginare*, to furnish with a border]. In biology, having no well-defined border.

Immature (*im-at-ur'*) [*immaturus*, unripe]. Not ripe; not yet of an adult age or growth.

Immediate (*im-med'-de-at*) [*im*, not; *medio*, the middle]. Direct. Without anything intervening, as *immediate auscultation* or *percussion*. **I. Contagion**, that from a direct source. **I. Ligature**. See *Ligature*. **I. Union**, union by first intention, or without suppurative granulation.

Immedicable (*im-med'-ik-ab-l*) [*im*, not; *medicare*, to cure]. That which does not yield to medicine or treatment. Incurable.

Immersion (*im-mer'-shun*) [*im*, in; *mergere*, to dip]. The plunging of a body into a liquid. In medicine, treatment by a continued bath. See *Oil-immersion*, *Water-immersion*. **I.-bath**, the liquid employed for immersion. **I.-battery**, a form of battery in which, by inclining the cell, the elements are immersed in the liquid. **I. Homogeneous**, a fluid between the objective of a microscope and the cover-glass, having about the same refractive and dispersive power as the glass. **I. Objective**, a microscope-objective, usually of high power, the lower lens of which is immersed in a drop of water, glycerin, or oil, placed on the cover-glass of the object under examination.

Immissio (*im-ish'-e-o*) [*im*]. Insertion. **I. catheteris**. See *Catheterism*. **I. penis**, introduction of the penis into the vagina.

Immission (*im-mish'-un*) [*immissio*, a letting in]. Introduction, as of a catheter.

Immobilization (*im-mob-il-iz-ay-shun*) [*immobilis*, immovable; *facere*, to make]. The surgical fixation of a part (as a fractured bone) by means that prevent any local motion.

Immortality (*im-mor-tal'-it-e*) [*immortalitas*, undyingness]. Exemption from death; unending existence. **I. of Germ-cells**. See *Hereditiy*; also, *Germ-plasma*.

Immune (*im-mun'*) [*immunis*, safe]. 1. Safe from attack; protected by vaccination, or some analogous procedure, or by previous illness. 2. A person who is protected against any special virus. **I. Animal**. See *Control experiment*.

Immunity (*im-mun'-it-e*) [*immunitas*, exemption]. The condition of an organ, or of the body, whereby it resists the development of infectious or morbid processes. The inoculation of attenuated virus and of chemic compounds are examples of methods by which immunity is acquired. It has also been shown that inflam-

matory action is inhibitive of bacterial development. **I., Acquired**, that derived from a previous attack of the same disease or from a modified form, as varioloid, or artificially produced by inoculation. **I., Artificial**, that produced by inoculation with the virus of a disease. **I., Natural**, the natural resistance of the tissues or system. Immunization may be transient or permanent, relative or absolute.

Immunization (*im-mūn-iz-a'-shun*) [*immunitas*, exemption]. The act or process of endowing with immunity.

Immunize (*im'-mūn-iz*) [*immunis*, exempt]. To give or to acquire immunity.

Impact (*im'-pakt*) [*impactus*; *impingere*, to drive into or against]. A forcible striking against.

Impacted (*im'-pakt'-ted*) [*impactus*; *impingere*, to drive into or against]. Driven against and retained, as a wedge. **I. Fracture**, one in which the fragments of bone are driven into one another in such a manner as to cause shortening.

Impaction (*im-pak'-shun*) [*impactio*, impact]. The state or quality of being impacted; fracture with fixation of the fragments; obstinate constipation; the wedging of the fetal head in the pelvic canal.

Impalement (*im-pal'-ment*) [*in*, in; *pal*, a pale or picket]. The perforation of the body or a part by a rod or stake.

Impalpable (*im-pal'-pa-bl*) [*impalpabilis*, impalpable]. That which cannot be felt; unappreciable by touch. **I. Powder**, a powder so fine that its separate particles cannot be felt.

Impalsy (*im-paz'-el*) [*in*, in; ME., *palsey*, palsy]. To paralyze.

Impaludism (*im-pal'-u-dizm*) [*in*, in; *palus*, a marsh]. Chronic malarial poisoning.

Impar (*im'-par*) [*in*, not; *par*, equal]. Odd or unequal. **I., Ganglion**, a small ganglion on the coccyx. See *Ganglia*, Table of.

Imparipinnate (*im-par-ip-in'-āt*) [*impar*, unequal; *pinnatus*, feathered]. In biology, unequally pinnate; having an odd leaflet at the apex.

Impatiens (*im-pa'-she-enz*) [L., impatient]. Touch-me-not; jewel-weed or balsamine; a genus of geraniaceous plants. **I. balsamina** and **I. lutea**, of the old world, and **I. fulva** and **I. pallida**, of the U. S., are diuretic, emetic, and cathartic. Unof.

Impatiinid (*im-pa'-te-in-id*) [*impatiens*, impatient]. A resinous emetic principle obtainable from *Impatiens lutea*. Unof.

Impennate (*im-pen'-āt*) [*in*, not; *pennatus*, winged]. In biology, applied to such birds, as the penguin, as have short wings covered with scale-like feathers.

Impennous (*im-pen'-us*) [*in*, not; *penna*, wing]. In biology, without wings.

Imperative (*im-per'-at-iv*) [*imperativus*, imperative]. Peremptory; absolute; binding. **I. Idea**. See *Idea*, *Imperative*.

Imperatoria (*im-per-at-ō'-re-ah*) [*imperatorius*, belonging to a commander]. A genus of umbelliferous plants; masterworts. **I. ostruthium**, false pellitory of Spain, is an aromatic stimulant, once prized as a polychrest remedy, but now little used. Unof.

Imperfection (*im-per-fek'-shun*) [*imperfectus*, imperfect]. A physical defect.

Imperforate (*im-per'-for-āt*) [*in*, not; *perforare*, to pierce]. Congenitally and abnormally closed; applied to an opening of the body, as the anus, vagina, etc. See *Occlusion* and *Obstruction*.

Imperforation (*im-per-for-āt'-shun*) [*imperforatio*; *in*, not; *perforare*, to bore through]. Occlusion; applied especially to the anus, hymen, vagina, etc.

Imperial (*im-pe'-re-al*) [*imperialis*, pertaining to an

empire]. Sovereign; commanding. **I.-blue**. Same as *Spirit-blue*. **I. Drink or Draft**, *potus imperialis*, a solution of a half-ounce of pota-sium bitartrate in three pints of hot water, to which are added four ounces of sugar and half an ounce of fresh lemon-peel. It is a good diuretic and refrigerant drink. Unof. **I. granum**, a farinaceous food for infants. Its composition is: Water 5.49, fat 1.01, a trace each of grape-sugar and cane-sugar, starch 78.93, soluble carbohydrates 3.56, albuminoids 10.51, gum, cellulose, etc., 0.50, ash 1.16. **I.-green**. Same as *Schwoefurth-green*. **I.-violet**. Same as *Kosan-illin-violet*.

Imperialin (*im-pe'-re-al-in*) [*imperialis*, pertaining to an empire]. An alkaloid from *Fritillaria imperialis*, or crown imperial; it acts upon the heart. Unof.

Impermeable (*im-per'-me-a-bl*) [*in*, not; *per*, through; *meare*, to go]. Not capable of being traversed.

Impervious (*im-per'-ve-us*) [*in*, not; *perveus*, capable of passage]. Not permitting a passage through.

Impetiginoid (*im-pet-ij'-in-oid*) [*impetigo*, impetigo; *impetere*, to attack; *oidos*, like]. Same as *Impetiginous*.

Impetiginous (*im-pet-ij'-in-us*) [*impetigo*; *impetere*, to attack]. Affected with or resembling impetigo.

Impetigo (*im-pet-i'-go*) [*impetigo*; *impetere*, to attack]. An acute inflammatory skin-disease characterized by one or more pea-sized or finger-nail sized, discrete, rounded, and elevated firm pustules, unattended, as a rule, by itching or other subjective symptoms. The pustules are rounded, with thick walls, and are surrounded by areolæ. They appear suddenly, and come out one after another during the first week of the attack, attain full size, and then undergo absorption or crusting. No scar or pigmentation follows. The disease is likely to occur in children. **I. annua**. See *Aleppo Boil*. **I. capitis**. Same as *Eczema capitis*. **I. contagiosa**, *Porrigo contagiosa*; an acute, inflammatory, contagious disease, due to the presence of a microorganism, and characterized by the appearance of vesico-pustules or blebs, that dry into flat, straw-colored, granular-looking crusts. The disease occurs usually in children. The vesicles vary in size from minute points to that of a quarter of a dollar, and the contents, at first serous, become seropurulent, and then dry up. The disease is most prone to attack the face and hands. **I., Duhring's**, differs from the foregoing by being non-infectious. See *Diseases*, Table of. **I. erysipelodes**, an old term for *Eczema pustulosum*, with deeper inflammation than usual. **I. granulata**. Same as *Pediculosis*. **I. herpetiformis**, *Herpes prænicus*; a very rare disease of the skin, characterized by the formation of superficial military pustules, that may be discrete, but are usually closely set. The contents of the pustules are at first opaque, but become greenish-yellow, and dry up into dirty-brown crusts. The disease spreads until the whole surface is covered with swollen, crusted, and excoriated patches. It develops first on the inner side of the thighs, and about the groins, navel, breasts, and axillæ, and is mainly seen in pregnant women. The termination is fatal, as a rule. **I. rodens**, an old term for a carcinomatous disease of the skin. **I. scabida**, an old term for *Eczema pustulosum*, with unusually thick crusting. **I. sparsa**, an old term for small, scattered patches of *Eczema pustulosum*. **I., Syphilitic**. See *Syphilitic*, *Impetiginous*.

Impetus (*im'-pe-tus*) [L.]. **I.** Force or momentum. **2.** The onset or attack of a disease, or of a paroxysm.

Implantation (*im-plan-tāt'-shun*) [*implantatio*; *in*, in; *plantare*, to set]. The act of setting in. Also, the transplantation of a tooth from the jaw of one person

to that of another. **As**, in contraction, the pulsations are not synchronous, but are delayed as they pass. The same term is applied to the waves of a water wave, the waves of a sound, etc. **I.** End to end, the junction of two vessels. **II.** Hypodermatic, the cuticle of the skin. **III.** Teratological, the development of an animal.

Implexous (*im-pluk's-us*) [*in*, without; *plukō*, to entwine, entangle].

Impneumous (*im-pne-u's-us*) [*in*, without; *pneūō*, to breathe].

Imponderable (*im-pun-dur-ə-bul*) [*in*, not; *pondus*, weighed]. That which is not weighed, and destitute of weight.

Importation (*im-por-tay-shun*) [*in*, into; *portare*, to carry]. The bringing of an article into another locality or foreign country. **I.** of Disease, the carrying of the contagion.

Imposthimate (*im-pus-thi-mat*) [corrupt form of *aposthimate*].

Imposthume (*im-pus-thū-ma*) [a corrupt form of *aposthume*].

Impotence (*im-pu-tens*) [*in*, not; *potens*, to be able]. Loss of power, applied especially to male incapacity of procreation. It is variously qualified as *atonic*, when due to spinal or central exhaustion; *paralytic*, when the impulse that leads to the performance of the function is abolished; *psychic*, when due to fear, bashfulness, or mental disturbance; *sympathetic*, when due to some drug, or to a disturbance of the health.

Impregnation (*im-preg-nay-shun*) [*impregnatio*, the state of being with child]. The state of being pregnant; the act of impregnating; fecundation; fertilization.

Impressio (*im-pres-si-ō*) [*L.*]. An impression. **I.** colica, an impression on the under surface of the right lobe of the liver for the hepatic flexure of the colon. **I.** renalis, an impression behind the *I. colica* for the right kidney and suprarenal capsule.

Impression (*im-pres-shun*) [*impressio*; *imprimere*, to press upon]. A hollow or depression. **I.** cup, in dentistry, a cup or tray of metal, porcelain, gutta-percha, or other substance, used for conveying to the molders of a building in position the material for impressions. **I.** Digital, the mark made by the pressure of a finger upon an osseous limb, or upon the neck of a stringed instrument. **I.** Rhomboid, a broad impression on the inferior surface of the clavicle, near the sternal end, for the attachment of the rhomboid ligament.

Impressional (*im-pres-shun-ə-l*) [*impressio*, an impression]. Relating to impressions. **I.** Heart, the condition of the heart in which it is very susceptible of disturbance.

Impressorium (*im-pres-si-ō-ri-um*) [*L.*]. The seat of an impression.

Impuberat (*im-pub-er-ət*) [*impuber*; *in*, not; *puber*, to be hairy]. Destitute of hair on the pubes. Not applicable to females.

Impulse (*im-pul's*) [*impellere*; *impellere*, to drive forward]. A sudden impelled force. Also, the shock of a blow, or the shock of the walls caused by the contraction of the heart. Also, a sudden, spontaneous contraction of a muscle, or a sudden striking upon it. **I.** of the Heart, a sudden contraction occurring at the end of the diastole. **I.** Morbid, a sudden, unnatural contraction of a muscle. **I.** Morbid

impulses are variously qualified, as *animal*, *destructive*, *hereditary*, *suicidal*, *uncontrollable*, etc.

Impulsion (*im-pul'shun*) [*impellere*, to impel]. The act of driving or urging onward, either mentally or physically.

Impurity (*im-pur-ity*) [*in*, not; *purus*, pure or clean]. Want of purity or cleanliness. In chemistry, the condition of containing some substance other than that desired. Adulteration. In medicine, a want of clearness in the sounds of the heart, but not sufficient to cause a murmur.

Imputability (*im-pu-tab-il-ity*) [*imputabilitas*, imputability]. In legal medicine, that degree of mental soundness that makes one responsible for his own acts.

In- [*L.*]. A prefix signifying in or within. Also, a particle signifying negation.

-in, or -ine (*in*). A suffix seen in the names of the halogen elements, chlorine, bromine, iodine, and fluorine. Also, a distinctive termination used to distinguish organic bases, particularly the class known as alkaloids. It is also loosely applied to certain organic radicles, and to many glucosids.

Inadequacy (*in-ad-e-qua-se*) [*in*, not; *adequare*, to make equal]. Same as *Insufficiency*. **I.**, Renal, that state of the kidney in which it is unable to remove from the blood a sufficient proportion of the effete matters that are normally excreted by it.

Inanagenesis (*in-an-aj-en-esis*) [*ig*, fiber; *aná*, again; *γένεσις*, production]. The renewal or regeneration of muscular fiber.

Inanaphysis (*in-an-af-isis*) [*ig*, fiber; *aná*, again; *φύσις*, growth]. Same as *Inanagenesis*.

Inanimate (*in-an-im-ət*) [*in*, not; *animus*, life]. Not animate; dead; without life.

Inanition (*in-an-ish-un*) [*inanire*, to make empty]. Emptiness of the organs of digestion from want of food. Also, wasting of the body from starvation or disease. **Synonym of** *Fasting*.

Inantherate (*in-an-ther-ət*) [*in*, without; *anthera*, anther]. In biology, destitute of anthers.

Inantinnial (*in-an-tin-ē-əl*) [*in*, without; *antenna*, the nape of the neck; *anti*, against; *in*, the nape of the neck]. Inio-antinnial; pertaining to the inion and the antinion.

Inappendiculate (*in-ap-pen-dik'-u-lāt*) [*in*, without; *appendicula*, dim. of *appendix*, an appendage]. In biology, destitute of appendages.

Inappetence (*in-ap-pet-ens*) [*in*, not; *appetere*, to desire]. Loss or want of appetite.

Inappetentia (*in-ap-pet-ent'-she-ah*) [*L.*]. **Synonym of** *Anorexia*.

Inarticulate (*in-ar-tik'-u-lāt*) [*in*, not; *articulus*, a joint]. Not jointed or articulated. Also, vocal sounds not capable of arrangement into syllables, or of being understood.

Inassimilable (*in-as-im-il-a-bl*) [*in*, not; *assimilare*, to make like]. Incapable of assimilation.

Incandescent (*in-kan-des-ent*) [*incandescere*, to become white-hot]. Emitting luminous heat-rays; heated to the degree of emitting light. **I.** Electric Light, one consisting of a film of carbon of high resistance enclosed in a vacuum glass globe. The film emits a white light when the current passes through it.

Incapacity (*in-kap-as-ity*). See *Doli incapax*; also *Impotence*.

Incarcerated (*in-kar-ser-əd*) [*incarcerare*, to imprison]. Imprisoned; closely constricted.

Incarceration (*in-kar-ser-ə-shun*) [*incarceratio*; *in*, in; *carcerare*, to imprison]. The condition of imprisonment or confinement of a part, as of the placenta. See also *Hernia*.

Incarnial Bone (*in-kar-ri-əl*) [Peruvian, *Inca*, a prince]. The interparietal bone; usually in adult man a part

of the occipital bone. It is called *incarial*, because, in the skeletons of ancient Peru, the land of the *Incas*, it is often persistent as a distinct bone.

Incarnatio (*in-kar-na't-she-o*) [L.]. Conversion into flesh. **I. unguis**, the ingrowing of a nail. See *Onychogryphosis*.

Incarnation (*in-kar-na't-shun*). 1. Granulation; healing process. 2. See *Conception*.

Incarnationification (*in-kar-nif-ik-a't-shun*). Same as *Incarnation*.

Incasement (*in-kas't-ment*) [*in*, in; ME., *casse*, a box]. The act of inclosing in a case. **Incasement, Encasement, Theory of**, the doctrine that the ovum or spermatozoid of the first animal of each species incased the germs of all subsequent individuals of the species. This theory was also called that of *Preformation*. Cf. *Evolution*.

Incest (*in'-sesh*) [*incestus*, not chaste]. Carnal intercourse between persons of near relationship.

Inch [ME., *inche*, inch]. The twelfth part of a foot. It equals 25.39954 millimeters.

Incidence (*in'-sid-ens*) [*incidere*, to fall upon]. A falling upon. The direction in which one body strikes another. **I., Line of**, the path of a ray or a projectile. **I., Point of**, the point upon which the ray or projectile is reflected or strikes.

Incident (*in'-sid-ent*) [*incidere*, to fall upon]. Falling upon.

Incineration (*in-sin-er-a't-shun*) [*in*, in; *cineres*, ashes]. The process of heating organic substances in contact with the air until all organic matter is driven off, and only the mineral ash remains.

Incised (*in-siz'd*) [*incidere*, to cut]. Cut or notched. **I. Wound**, one made by a sharp-edged instrument.

Incisiform (*in-si't-sif-orm*) [*incisor*, incisor; *forma*, form]. In biology, resembling an incisor tooth.

Incision (*in-sizh'-un*) [*incisio*, or *incisura*, an incision]. The act of cutting into any tissue of the body.

Incisive (*in-si't-siv*) [*incidere*, to cut]. Having the quality of cutting. Pertaining to the incisor teeth. **I. Canal**. See *Canal*. **I. Foramina**. See *Foramen*. **I. Fossa**. See *Fossa*. **I. Teeth**. See *Incisor*.

Incisor (*in-si't-sor*) [*incidere*, to cut]. Any cutting instrument. **I. Nerve**, the branch of the inferior dental nerve supplying the incisor and canine teeth. See *Nerves, Table of*. **I. Teeth**, the four most anterior teeth in each jaw.

Incisura (*in-si-su't-rah*) [*incidere*, to cut into]. A notch. Also, an incision. **I. cerebelli**, one of two notches separating the hemispheres of the cerebellum, the one in front and the other behind. **I. intertragica**, the deep notch in the pinna of the ear separating the tragus and the anti-tragus. **I. santorini**, a fissure extending in a vertical direction through the cartilage of the auditory canal.

Incisure (*in-sizh'-ur*) [*incisus*, p. p. of *incidere*, to cut into]. A slit or notch. **I.'s of Schmidt and Lautermann**, oblique lines running across the white substance of the inter-annular segments of stretched medullated nerve-fibers.

Inclaudent (*in-klaw'-dent*) [*in*, not; *claudere*, to close]. In biology, not closing.

Included (*in-klud'-ed*) [*in*, in; *claudere*, to shut in]. Applied to stamens or pistils that do not project beyond the corolla, but are contained within it.

Inclusio fetalis (*in-klu't-ze-o fi'tal'-lis*) [L.]. A form of fetal parasitism in which the parasite is more or less included and overgrown by the tissues of the autosome.

Inclusion (*in-klu'-zhun*) [*includere*, to enclose or shut in]. The state of being shut in. Also, the act of shutting in; that which is shut in.

Incoagulable (*in-ko-ug'-u-lu-bl*) [*in*, not; *coagulare*, to curdle]. That which will not curdle or coagulate.

Incoherence (*in-ko-her'-ens*) [*incoherentia*; *in*, not; *coherere*, to cling together]. The quality of being incoherent; absence of connection of ideas or of language; incongruity or inconsequence of diction.

Incoherent (*in-ko-her'-ent*) [*in*, not; *coherere*, to stick together]. Not connected or coherent; without ability to preserve that sequence of words or of ideas that is necessary to convey meaning.

Incombustibility (*in-com-bus-tib-il'-it-e*) [*in*, not; *comburere*, to burn up]. The state of being incombustible.

Incombustible (*in-com-bus't-ib-l*) [*in*, not; *comburere*, to burn up]. Incapable of burning.

Income (*in'-kum*) [ME., *income*, income]. The amount of food taken *per diem*.

Incompatibility (*in-kom-pat-ib-il'-it-e*) [*in*, not; *compatibilis*, compatible]. That relation between medicines that renders their admixture unsuitable. This incompatibility may be physiologic, *chemic, physical, or therapeutic*.

Incompatible (*in-kom-pat'-ib-l*) [*in*, not; *compatibilis*, endurable]. Incapable of mixture without undergoing such chemic or physical changes as impair or destroy the usefulness of the compound; physiologically antagonistic, and therefore useless to prescribe.

Incompetence, Incompetency (*in-kom'pet-ens, in-kom'pe-ten-se*) [*in*, not; *competere*, to be capable; *in-competens*, insufficient]. Incapacity; inadequacy. Inability to perform natural functions. **I., Mental**, a disorder of mind sufficient to produce irresponsibility. **I., Aortic, Mitral, Pulmonary, Tricuspid**. See *Endocarditis*. **I., Valvular**. See *Insufficiency*.

Incomplete (*in-kom-plét'*) [*in*, not; *completus*, complete]. Partial, as an incomplete hernia. **I. Copulation**. See *Coitus reservatus*. **I. Hernia**. See *Hernia*.

Incongruence (*in-kon'gru-ens*) [*incongruens*, inconsistent]. Lack of congruence. **I., Retinal**, lack of correspondence in the situation of the percipient elements of the two retinae.

Incongruity (*in-kon-gru'-it-e*) [*in*, not; *congruere*, to go together]. Absence of agreement or of needful harmony.

Incontinence (*in-kon'tin-ens*) [*in*, not; *continere*, to contain]. Inability to control the evacuation of the feces or the urine; involuntary evacuation. This term is sometimes used as a synonym of venereal indulgence, lewdness. **I., Seminal**. See *Spermatorrhea*.

Incoördination (*in-ko-or-din-a't-shun*) [*in*, not; *con-*, together; *ordinare*, to order]. In pathology, the inability to produce voluntary muscular movements in proper order or sequence; lack of harmony between the will and the muscular activity. **I. of Ocular Muscles**. See *Insufficiency*.

Incorporation (*in-kor-por-a't-shun*) [*in*, in; *corpus*, a body]. The process of intimately mixing the particles of different bodies into a practically homogeneous mass.

Incrassate (*in-kras'-at*) [*in*, in; *crassare*, to make thick]. In biology, thickened or swollen.

Incrassation (*in-kras-a't-shun*) [*incrassatio*; *in*, in; *crassus*, thick]. The process of making thick, as by inspissation; enlargement of a part, due to fatness.

Incrassative (*in-kras'-a't-iv*) [*incrassare*, to make thick]. 1. Having the power to make thick or thicker. 2. Formerly a medicine supposed to correct a thinness of the humors.

Incrementation (*in-kre-ma't-shun*). See *Cremation*.

Increment (*in'-kre-ment*) [*incrementum*, growth]. Increase or growth.

chiefly for its elasticity and its insolubility in water. It is with difficulty soluble in oil of turpentine, but is lightly soluble in carbon disulphid. It melts at 248° F., and remains unchanged up to 500° F. It is hardened and used in mechanical dentistry as a base for artificial teeth. It is also called *Cuoud'houc, q. v.*

Indian (*in'-de-an*) [*India*]. Pertaining to India, the West Indies, or to the aboriginal Americans. **I. Basket**, a hollow cylinder woven of twigs of the willow, or of strips of other wood, used in applying extension to a dislocated limb. The greater the extension, the more firmly does the device cling to the surface. **I.-blue**. Same as *Indigo*. **I. Black-root**, the root of *Pterocaulon pycnostachium*. It has reputed alterative properties. Dose of the fluid extract $\mathfrak{M}\text{XV}$ - XXX . Unof. **I. Corn**. See *Zea mays*. **I. Hemp**. See *Cannabis*. **I. Liquorice**. See *Abrus*. **I. Physic**, American Ipecacuanha, the bark of the root of *Gillenia trifoliata*, a mild emetic and cathartic. Dose of the fluid extract, $\mathfrak{M}\text{X}$ - XL . Unof. **I. Sarsaparilla**. See *Hemidesmus*. **I. Tobacco**. See *Lobelia*. **I. Turnip**. See *Dragon Root*. **I. Madder**. Same as *Munjeet*. **I. Meal**, corn-meal. **I. Ochre**. Same as *Ochre*. **I. Plague**. Synonym of the *Plague, q. v.* **I. Potato**. See *Apios*. **I.-purple**. See *Pigments, Conspectus of*. **I.-red**. Same as *Colethar* and *Ochre*. **I.-yellow**. Same as *Purree*.

Indican (*in'-dik-an*) [*indicum, indigo*], $\text{C}_{26}\text{H}_{31}\text{NO}_{17}$. The natural glucosid by the decomposition of which indigo-blue is produced from the various species of indigo-producing plants. It forms a transparent brown syrup, the aqueous solution of which has a yellow color, bitter taste, and slightly acid reaction. It is occasionally detected in the urine.

Indicant (*in'-dik-ant*) [*indicans; indicare, to indicate*]. **I.** Serving as an index or as an indication. **2.** A fact or symptom that indicates a certain treatment; an indication.

Indicanuria (*in-dik-an-u'-re-ah*) [*indicum, indigo; oĩpor, urine*]. The morbid excess of indican in the urine.

Indication (*in-dik-a'-shun*) [*indicatio, an indication*]. A sign or symptom, especially when it points out the proper course of treatment; the inference drawn from the various symptoms or signs in any particular case.

Indicator (*in'-dik-a-tor*) [*indicare, to point out*]. **1.** The index-finger. **2.** The extensor indicis muscle. See *Muscles, Table of*.

Indicium (*in-dish'-e-um*) [*L.; pl., Indicia*]. A symptom or sign; a discriminating or diagnostic mark.

Indifferent (*in-dif'-er-ent*) [*in, not; differens, different*]. **1.** Not specially differentiated. **2.** Not acted upon in a special way by any reagent.

Indifferentism (*in-dif'-er-ent-izm*) [*in, not; differens, different*]. Lack of special differentiation.

Indifalvin (*in-de-ful'-vin*) [*ĩvũkũv, indigo; fulvus, yellow*]. A yellowish substance occurring in two varieties, and produced by the action of dilute acids on indican.

Indifuscin (*in-de-fus'-in*) [*ĩvũkũv, indigo; fuscus, dark*], $\text{C}_9\text{H}_{20}\text{N}_2\text{O}_6$. A substance produced by the action of dilute acids on indican.

Indigenous (*in-dij'-en-us*) [*indu, in; gignere, to beget*]. Native, and not exotic. Originating or belonging to a certain locality or country.

Indigestion (*in-di-jes'-chun*) [*indigestio; in, not; digerere, to digest*]. Same as *Dyspepsia*.

Indigitation (*in-dij-it-a'-shun*) [*in, in; digitus, a finger*]. A displacement of a part of the intestine by intussusception.

Indiglucin (*in-de-glu'-sin*) [*ĩvũkũv, indigo; γλũκũc, sweet*], $\text{C}_6\text{H}_{10}\text{O}_6$. A yellow syrup, one of the decomposition-products of indican.

Indiglycin (*in-de-glu'-sin*). Same as *Indiglucin*.

Indigo (*in'-dig-o*) [*ĩvũkũv, indigo*]. A blue pigment formed during the fermentation of *Indigofera anil, I. tinctoria*, and other species. It is insoluble in alcohol or water, but freely soluble in strong sulphuric acid; it is used mainly in the arts as a dye-stuff. Chemically, it is a mixture of several principles, the chief being a blue coloring-matter, *indigotin*. Therapeutically, it is an irritant to the mucous membrane of the alimentary tract, producing intense nausea. It has been used advantageously in epilepsy, chorea, and convulsions, in doses varying from \mathfrak{J} ij- \mathfrak{J} ij daily. Unof. **I.-blue**, $\text{C}_{16}\text{H}_{10}\text{N}_2\text{O}_2$. Indigotin; a chromogen found in ordinary indigo, of which it constitutes the principal ingredient. It is also derived from wood (*Isatis tinctoria*). It occurs in the plant as a glucosid, *indican*. Indigo-blue is a dark-blue powder with a reddish glimmer; it becomes metallic and copper-like under pressure. It is insoluble in water, alcohol, and ether, and is odorless and tasteless. It dissolves in hot anilin with a blue color, and crystallizes from hot oil of turpentine in beautiful blue plates.

I.-brown, a resinous substance of a brown color, obtained by boiling an aqueous solution of indican with an acid. It is composed of a mixture of *indihumin*, $\text{C}_{10}\text{H}_9\text{NO}_3$, and *indirhetin*, $\text{C}_{11}\text{H}_{17}\text{NO}_3$, the former soluble and the latter insoluble in alcohol. **I.-carmin**, a sodium salt of indigotin-disulphonic acid; it is used as a blue dye, a washing-blue, and is a delicate test for sugar. **I.-carmin Test for Sugar**; put in 30 minims of water one part each of indigo-carmin and sodium carbonate; heat gently to solution; add one drop of urine, and boil quietly. A change to red or yellow indicates sugar. See *Tests, Table of*. **I. Extract**. See *Indigo-carmin*. **I.-red**. See *Indirubin*. **I.-white**, $\text{C}_{16}\text{H}_{12}\text{N}_2\text{O}_2$. Indigogen; a substance obtained by the reduction of indigo-blue. It occurs as a white crystalline powder, soluble in alcohol, ether, and the alkalis, with a yellowish color. It rapidly reoxidizes to indigo-blue by exposure to the air. **I., Wild**. See *Baptisia*.

Indigogen (*in'-dig-o-jen*). See *Indigo-white* and *Uro-xanthin*.

Indigotin (*in-dig-o'-tin*). See *Indigo-blue*.

Indigوريا (*in-dig-o'-u'-re-ah*) [*ĩvũkũv, indigo; oĩpor, urine*]. The presence of indigo in the urine; it is due to a decomposition of indican. See *Cyanurin*.

Indihumin (*in-de-hul'-min*). See *Indigo-brown*.

Indirect (*in-di-rekt'*) [*in, not; dirĩgere, to be in a straight line*]. Not direct. **I. Division of Cells**. See *Karyokinesis*. **I. Segmentation**. See *Karyokinesis*. **I. Vision**, that perception of an object in which the image falls on some other spot than the macula.

Indirubin (*in-dir-er'-tin*). See *Indigo-brown*.

Indirubin (*in-de-ru'-bin*) [*ĩvũkũv, indigo; rubum, red*], $\text{C}_{16}\text{H}_{10}\text{N}_2\text{O}_2$. A substance isomeric with indigo-blue, and very similar in its entire character to this substance. It is produced by effecting the condensation of indoxyl with isatin by means of a dilute soda-solution. It is also called *indigo-red*.

Indisin (*in'-dis-in*). Same as *Mauvein, q. v.*

Indisposition (*in-dis-po-zish'-un*) [*ĩndispositio, unsuitableness*]. Any slight illness or disturbance of the functions of the body.

Indissoluble (*in-dis'-o-lu-ubl*). See *Insoluble*.

Indium (*in'-de-um*) [*indicum, indigo, so-called from its indigo-blue spectral line*]. A rare metal. Symbol *In.*, atomic weight, $\text{II}3.7$. It is very soft, and resembles lead in its properties. See *Elements, Table of*.

Individual (*in-div-ĩd'-u-ol*) [*in, not; dividere, to divide*]. A single being; one of a group or species.

In biology, the total result of the development of a single ovum. **I. Prepregnancy.** See *Pregnancy*.

Indogen *in-dj'jen* [*in-dj'jen*, indigo]. Same as *Indigo*.

Indoin *in-dj'oin* [*in-dj'oin*, indigo]. A blue substance prepared from indigo by adding a dilute solution of sodium hydroxide to it.

Indol *in-dol* [*in-dol*, indigo]. C₈H₇N. A product of the saprophytic decomposition occurring in the feces, to which it owes its characteristic, unpleasant odor. It is converted to indoleacetic acid by reaction with alkalis, and is soluble in water up to 200°C. It is a crystalline solid, melting at 83°C. It is soluble in ether.

Indolemia *in-dol'e-mi-a* [*in-dol'e-mi-a*, indigo; *haima*, blood]. A disease of the blood.

Indolent *in-dol'ent* [*in-dol'ent*, indigo; *to feel pain*]. Suffering without pain; applied to ulcers, tumors, etc.

Indophenin *in-dof'e-nin* [*in-dof'e-nin*, indigo; *phenyl*]. C₁₀H₇N₃O₂. A substance isomeric with oxindol. It results from the oxidation of carbon dioxide from indoxyl acid. It is an oil, not volatile in aqueous vapor, readily soluble in water, showing yellow fluorescence.

Indoxylic Acid *in-dok'si-l'ik*. See *Acid*.

Induced *in-dj'us'ed* [*in-dj'us'ed*, to lead into]. Made or produced by the agency of any means. **I. Current.** See *Current*.

Induction *in-dj'uk-shun* [*in-dj'uk-shun*, to lead in]. The establishment of an abstract law or proposition drawn from specific or particular facts. **I. balance**, in physics, an instrument used for the determination of currents too weak to affect the galvanometer. **I. current.** See *Current*. **I. Faradic.** See *Faradism*. **I. of Labor**, the bringing on of labor by artificial means. **I. coil.** See *Coil*.

Inductarium *in-dj'uk-tar'ium* [*in-dj'uk-tar'ium*, a covering]. A membrane covering the paratus for physiologic purposes.

Indulin-blue. Same as *Carter's Blue*.

Indulins *in-dj'ul-ins* [*in-dj'ul-ins*, indigo; *lin*, matter]. Members of the satranin class of dye-stuffs. They are of various shades of gray-blue in color, and are formed by the condensation of azo azobenzines and amido-azo azobenzines with hydrochloric acid. They are also used in the dyeing of cotton. See *Plumbers' Compendium*.

Indusiate *in-dus'ze-at* [*in-dus'ze-at*, to put on]. To put on the indusium.

Indusium *in-dus'ze-um* [*in-dus'ze-um*, to put on: *pl.*, *Indusia*]. **1.** In biology: (a) that portion of the epidermis of a fern-plant that covers the fruit-dots or sori; (b) the case or covering of an insect larva. **2.** The vestigial layer of the cerebral cortex existing with greater or less distinctness upon the dorsal surface of the callosum; it is also seen in many other mammals beside man. It is called also *Indusium griseum*.

Induviæ *in-dus'ze-æ*. [*L.*: *pl.* Clothes]. In biology, persistent withered leaves.

Induviate *in-dus'ze-at* [*in-dus'ze-at*, clothes]. In biology, clothed with old or withered parts.

Inebriant *in-eb're-ant* [*in-eb'ri-ans*; *inebriare*, to make drunk]. **1.** Intoxicant; causing inebriation. **2.** An agent or drug that causes inebriation.

Inebriation *in-eb're-ashun* [*in-eb'ri-ashun*; *inebriare*, to make drunk]. The condition of drunkenness.

Inebriety *in-eb'ri-æ-ti-ty* [*in-eb'ri-æ-ti-ty*, drunkenness]. Inebriation; especially habitual drunkenness.

Inedia *in-ed'e-ah* [*in*, not; *edere*, to eat]. Synonym of *Fasting*.

Inein *in'e-in*. A crystalline substance obtained from the hairs of the seeds of *Strophanthus*.

Inenucleable *in-en'uk-le-a-bl* [*in*, not; *enucleare*, to shell out]. Not removable by enucleation.

Inequivalve *in-ek'wæl-ve-lv* [*in*, not; *æquus*, equal; *valva*, the leaf of a door]. In biology, applied to shells having unequal valves.

Inerm *in-er'm* [*in*, without; *arma*, arms]. In biology, without hooks, thorns, or prickles; unarmed.

Inertia *in-er'she-ah* [*iners*, inactive, unskilled; *in*, not; *ars*, skill]. Sluggishness. In physics, the inability of matter to change its condition except by means of an external force. In physiology, inactivity of any organ or function of the body. **I. of Drugs**, lack of power, from inferior quality, to produce customary physiologic reactions. **I., Intestinal**, torpor of intestinal action, or peristalsis. **I., Time.** See *Time*. **I., Uterine**, the failure or sluggishness of uterine contractions in labor.

In extremis *in-ek-str'e-mis* [*in*, in; *extremis*, last]. A Latin phrase, meaning *at the end*: at the point of death or in extreme danger of speedy death.

Infancy *in'fan-si* [*infans*, a little child]. Early childhood. **I., Diseases of**, those to which infants are peculiarly liable.

Infant *in'fant* [*infans*, a little child]. A babe. According to English law, one not having attained the age of twenty-one. **I., Overlaying of**, suffocation of an infant by the lying upon it of an adult in sleep. **I.-shelter**, a day-nursery where the infant-children of working mothers are kept at a moderate expense during the hours of labor. In France, a *crèche*.

Infanticide *in-fan'tis-id* [*infans*, a little child; *edere*, to kill]. The murder of an infant.

Infantile *in'fan-til* [*infantilis*, of an infant]. Pertaining to infancy. **I. Paralysis.** See *Paralysis*.

Infantilism *in-fan'til-izm* [*infans*, a little child]. The persistence of the characters of childhood into

ture; a hardened mass or lump. **I., Black.** See *L., Gray*. **I., Brown**, a hardening of lung-tissue, with deposition of pigmentary matter. **I. of Chancere**, a hard nodule, or a cup-like ring, about the margin of a chancre or syphilitic ulcer. **I., Fibroid.** See *L., Gray*, and *Cirrhhosis*. **I., Granular.** See *Cirrhhosis*. **I., Gray**, the appearance of the lung in chronic pneumonia, the cut surface of the lung being smooth, glistening, gray, and dense. It is also called *black* or *fibroid induration*. **I., Red**, a firm, resistant, reddened condition of the lung in chronic pneumonia.

Indusiate *(in-dus'ze-at)* [*indusere*, to put on]. In biology, having an indusium.

Indusium *(in-dus'ze-um)* [*indusere*, to put on: *pl.*, *Indusia*]. **1.** In biology: (a) that portion of the epidermis of a fern-plant that covers the fruit-dots or sori; (b) the case or covering of an insect larva. **2.** The vestigial layer of the cerebral cortex existing with greater or less distinctness upon the dorsal surface of the callosum; it is also seen in many other mammals beside man. It is called also *Indusium griseum*.

Induviæ *(in-dus'ze-æ)*. [*L.*: *pl.* Clothes]. In biology, persistent withered leaves.

Induviate *(in-dus'ze-at)* [*indusere*, clothes]. In biology, clothed with old or withered parts.

Inebriant *(in-eb're-ant)* [*inebrians*; *inebriare*, to make drunk]. **1.** Intoxicant; causing inebriation. **2.** An agent or drug that causes inebriation.

Inebriation *(in-eb're-ashun)* [*inebriatio*; *inebriare*, to make drunk]. The condition of drunkenness.

Inebriety *(in-eb'ri-æ-ti-ty)* [*inebrietas*, drunkenness]. Inebriation; especially habitual drunkenness.

Inedia *(in-ed'e-ah)* [*in*, not; *edere*, to eat]. Synonym of *Fasting*.

Inein *(in'e-in)*. A crystalline substance obtained from the hairs of the seeds of *Strophanthus*.

Inenucleable *(in-en'uk-le-a-bl)* [*in*, not; *enucleare*, to shell out]. Not removable by enucleation.

Inequivalve *(in-ek'wæl-ve-lv)* [*in*, not; *æquus*, equal; *valva*, the leaf of a door]. In biology, applied to shells having unequal valves.

Inerm *(in-er'm)* [*in*, without; *arma*, arms]. In biology, without hooks, thorns, or prickles; unarmed.

Inertia *(in-er'she-ah)* [*iners*, inactive, unskilled; *in*, not; *ars*, skill]. Sluggishness. In physics, the inability of matter to change its condition except by means of an external force. In physiology, inactivity of any organ or function of the body. **I. of Drugs**, lack of power, from inferior quality, to produce customary physiologic reactions. **I., Intestinal**, torpor of intestinal action, or peristalsis. **I., Time.** See *Time*. **I., Uterine**, the failure or sluggishness of uterine contractions in labor.

In extremis *(in-ek-str'e-mis)* [*in*, in; *extremis*, last]. A Latin phrase, meaning *at the end*: at the point of death or in extreme danger of speedy death.

Infancy *(in'fan-si)* [*infans*, a little child]. Early childhood. **I., Diseases of**, those to which infants are peculiarly liable.

Infant *(in'fant)* [*infans*, a little child]. A babe. According to English law, one not having attained the age of twenty-one. **I., Overlaying of**, suffocation of an infant by the lying upon it of an adult in sleep. **I.-shelter**, a day-nursery where the infant-children of working mothers are kept at a moderate expense during the hours of labor. In France, a *crèche*.

Infanticide *(in-fan'tis-id)* [*infans*, a little child; *edere*, to kill]. The murder of an infant.

Infantile *(in'fan-til)* [*infantilis*, of an infant]. Pertaining to infancy. **I. Paralysis.** See *Paralysis*.

Infantilism *(in-fan'til-izm)* [*infans*, a little child]. The persistence of the characters of childhood into

- the period of normal adolescence or even into adult life.
- Infarct** (*in-fark't*) [*infarcire*, to fill in]. An obstruction or plug. **I.**, **Anemic**, a pale wedge-shaped area in an organ due to the occlusion of a blood-vessel by an embolus, the tissues in the distribution of the vessel undergoing coagulation-necrosis. **I.**, **Hemorrhagic**, a dark-red wedge-shaped area in an organ due to the occlusion of a vessel by an embolus, with the subsequent extravasation of blood into the tissues beyond the point of obstruction. The base of the wedge is toward the periphery, the apex toward the hilum of the organ. The condition is most common in the spleen, the kidney, and the lung. **I.**, **Uric Acid**, the deposition of crystals of uric acid in the renal tubules of the newborn.
- Infarction** (*in-fark't-shun*) [*infarcire*, to stuff in]. The plugging of a vessel by an embolus; the masses of extravasated blood in the tissues in embolism; obstruction; infarct.
- Infarctus** (*in-fark't-us*). See *Infarct*.
- Infect** (*in-fekt'*) [*inficere*, to put in, or corrupt]. To communicate or transmit the specific virus or germs of disease.
- Infection** (*in-fek't-shun*) [*infectio*, infection]. The communication of disease-germs or virus, by any means, direct or indirect.
- Infectious** (*in-fek't-shus*) [*infectio*, infection]. Having the quality of transmitting disease or the agents that cause disease. See also *Contagious*. **I.** **Endocarditis**, ulcerative endocarditis; malignant endocarditis. **I.** **Pseudo-rheumatism**. See *Pseudo-rheumatism*.
- Infective** (*in-fek't-iv*) [*infectio*, infection]. Infectious. **I.** **Angioma**. See *Angioma serpiginosum*.
- Infectivity** (*in-fek-tiv'i-ty*) [*inficere*, to infect]. Infectiousness; the quality of being infectious.
- Infecundity** (*in-fek-un't-dit-ē*) [*in*, not; *fecundus*, fruitful]. Sterility, barrenness.
- Inferent** (*in-fir-ent*). Same as *Afferent*.
- Inferior** (*in-fe'-re-or*) [comp. of *inferus*, low]. Lower.
- Inferius** (*in-fe'-re-us*) [L.]. Inferior.
- Infero-lateral** (*in-fe-ro-lat'-er-al*) [*inferus*, low; *latus*, side]. Situated below and to one side.
- Infero-posterior** (*in-fe-ro-pos'te'-re-or*) [*inferus*, low; *posterius*, posterior]. Situated backward and below.
- Infertility** (*in-fer-til'-it-ē*) [*in*, not; *fertilis*, fertile]. Same as *Sterility*.
- Infibulation** (*in-fib-u-lat'-shun*) [*in*, in; *fibula*, a clasp]. An operation formerly employed to prevent the retraction of the prepuce over the glans penis in order to prevent copulation. It consisted in passing a ring through opposite edges of the prepuce. In a similar manner a ring was passed through the labia of the vagina in order to insure the chastity of females.
- Infiltrate** (*in-fil-trät*) [*in*, in; *filtrare*, to strain]. To ooze into the interstitial spaces of a tissue; also, the substance thus having passed.
- Infiltration** (*in-fil-tra'-shun*) [*infiltratio*, infiltration]. The abnormal diffusion of any fluid from without into an organ or tissue, affecting it mechanically so as to destroy its function. **I.** **of Bone**, a tuberculous infiltration of bone, consisting either of matter that becomes puriform, or else of gray cancellous matter. **I.**, **Calcareous**, deposits of lime or other calcium salts within any tissue of the body. **I.**, **Cellular**, the primary exudation into a tissue, conveying white corpuscles. **I.**, **Fatty**, the presence of oil or fat-globules in the interior of a cell. **I.**, **Gray**, an opaque condition of the lung found after death from acute tuberculosis, the lung being of a dirty ash-gray color, with no appearance of lobulation or of the normal pulmonary structure. **I.**, **Plastic**, that of a character from which new normal growth may develop. **I.**, **Red**, a form of infiltration of the lung in acute tuberculosis in which the lung presents a more or less hyperemic appearance, and is soft and granular. **I.**, **Sanguineous**, an extravasation of blood. An ecchymosis. **I.**, **Tuberculous**, a confluence of tuberculous granulations.
- Infinite** (*in'-fin-it*) [*infinitus*, boundless]. Immeasurably or innumerable great. **I.** **Distance**, a term in optics to denote parallelism of the light rays. Absolute parallelism does not exist, but, practically, rays from an object 20 feet away are so considered and so called.
- Infinitesimalism** (*in-fin-it-es'-im-al-izm*) [*infinitus*, boundless]. The doctrine that favors the infinitesimal dilution of drugs with the view of potentizing them, or developing their power over disease.
- Infirm** (*in-firm'*) [*infirmus*, not strong or firm]. Weak or feeble.
- Infirmary** (*in-fe'-ma-re*) [*infirmarium*, an infirmary]. A hospital. An institution where ill and infirm people are maintained during the period of treatment.
- Infirmity** (*in-fe'-mit-ē*) [*infirmitas*, weakness]. Weakness. Feebleness due to disease or senility.
- Inflame** (*in-flam'*) [*inflammare*, to set on fire]. To undergo inflammation. To become unduly heated and turgid with blood, owing to a morbid condition.
- Inflammatio** (*in-flam-at'-she-o*) [L.]. A burning. **I.** **ventriculi**. See *Gastritis*.
- Inflammation** (*in-flam-at'-shun*) [*inflammatio*, a burning]. A condition of nutritive disturbance characterized by hyperemia, with proliferation of the cells of a tissue or organ, and attended by one or more of the symptoms of pain, heat, swelling, discoloration, and disordered function. **I.**, **Adhesive**, a synonym of *Healing by First Intention*. **I.**, **Aplastic**, and **I.**, **Plastic**. See *Lymph*. **I.**, **Granulomatous**, a chronic form of inflammation occurring usually in scrofulous or syphilitic individuals, with the formation of granulation-tissue of low vitality. This tissue breaks down into small abscesses, the latter uniting to form fistulous tracks without any tendency to the formation of cicatrices. **I.** **of the Periosteum of a Tooth**, periodontitis. See *Odontalgia*, and *Periostitis, Dental*. **I.**, **Pyo-gangrenous**, a form of rapidly progressive inflammation, with the production of a gangrenous focus, surrounded by a zone of suppuration. **I.**, **Regenerative**, that form of inflammation which is followed by cicatrization. See also *Theories of Inflammation*.
- Inflammatory** (*in-flam'-at-o-re*) [*inflammare*, to inflame]. Pertaining to inflammation. **I.** **Blush**, synonym of *Erythema*. **I.** **Corpuscle**. See *Corpuscle, Gluge's*. **I.** **Exudation**, the fluid exuded from an inflamed part. **I.** **Fever**. See *Traumatic Fever*. **I.** **Focus**, the central or culminating spot of an inflamed part, or that at which suppuration begins. **I.** **Fungoid Neoplasm**. See *Mycosis*. **I.** **Infiltration**, the exudation escaping into the interstices of an inflamed tissue and not removed by the lymphatics. **I.** **Zone**, the area of gangrenous formation bounded by the line of demarcation between dead and living tissue. Also, the line of demarcation.
- Inflation** (*in-flät'-shun*) [*inflatio*; *inflare*, to puff up]. Distention with air. In surgery, distention of the bowels with air, to relieve obstruction; or of the lungs, for artificial respiration; or of the Eustachian tube, for therapeutic purposes.
- Inflected** (*in-flekt'-ted*) [*in*, in; *flectere*, to bend]. In biology, bent inward or downward.
- Inflexed** (*in-flekt'*) [*inflectere*, to bend]. In biology, bent. Same as *Inflected*.
- Inflorescence** (*in-flor-es'-ens*) [*in*, in; *florescere*, to begin to blossom]. In biology: (a) blossoming, flowering; (b) a flower-cluster.

Influenza (*in-flu-en-za*) [*influenza*, formerly thought to be an Italian word]. A general contagious disease, characterized by fever, prostration, and mucous discharges from the mucous membranes. It is usually of short duration. At times it is accompanied by a general system prostration, and is then called epidemic influenza, or epidemic influenza, and is usually called influenza. See *Table of Diseases*.

Influx (*in-flux*) [*influx*]. An inflow.

Intossoids (*in-toss-oids*) [*intossoids*]. In biology, the products of a microorganism.

Intra- (*in-tra*) [*intra*]. A Latin prefix meaning within or below.

Intra-axillary (*in-tra-ak-sil-er-i*) [*intra*, below; *axilla*, armpit]. Below the arm pit.

Intra-branchial (*in-tra-bran-ki-ah*) [*intra*, below; *branchia*, gill]. Below or beneath the gills.

Intra-buccal (*in-tra-buk-ah*) [*intra*, below; *bucca*, mouth]. Within the buccal mass.

Intraclavicular (*in-tra-klav-ik-uh-lar*) [*intra*, below; *clavus*, collar bone]. Below the collar bone.

Intracommissure (*in-tra-kom-iss-ur*) [*intra*, below; *commissure*, junction]. The interior commissure of the brain.

Intraconstrictor (*in-tra-kon-strik-tor*) [*intra*, below; *constrictor*, to bind together]. The inferior constrictor of the pharynx. See *Muscles, Table of*.

Intracortical (*in-tra-kort-ik-uh-lar*) [*intra*, below; *cortex*]. Lying beneath the cortical substance.

Intracostal (*in-tra-kost-ah*) [*intra*, below; *costa*, a rib]. Within the ribs.

Intracostales (*in-tra-kost-ah-les*). See *Muscles, Table of*.

Intraction (*in-tra-ksh-uh-n*) [*in*, in; *tractio*, breaking]. The process of breaking a bone. Also, an indentation or notch in a bone.

Intrahaphragmatic (*in-tra-dia-frag-mat-ik*) [*intra*, below; *diaphragm*, wall]. Situated beneath the diaphragm.

Intrahyooid (*in-tra-hy-oid*) [*intra*, below; *hyoid*]. Situated below the hyoid bone.

Intramammary (*in-tra-mam-er-i*) [*intra*, below; *mamma*, breast]. Situated beneath or below the mammary gland.

Intramaxillary (*in-tra-mak-sil-er-i*) [*intra*, below; *maxilla*, jaw]. Below within the jaw.

Intraorbital (*in-tra-or-bit-ah*) [*intra*, below; *orbita*, orbit]. Within the orbit. **I. Artery**, the artery passing directly traversing the orbit. **I. Canal**, the canal in the orbit. **I. Foramen**, the foramen in the orbit. **I. Groove**, the groove in the superior orbital foramen. **I. Nerve**, the nerve passing through the orbital canal. **I. Nerve**, the nerve passing through the orbital canal.

Intraparietal (*in-tra-pa-ri-etal*) [*intra*, below; *parietal*]. Within the parietal bone.

Intraorbital (*in-tra-or-bit-ah*) [*intra*, below; *orbita*, orbit]. Within the orbit. **I. Artery**, the artery passing directly traversing the orbit. **I. Canal**, the canal in the orbit. **I. Foramen**, the foramen in the orbit. **I. Groove**, the groove in the superior orbital foramen. **I. Nerve**, the nerve passing through the orbital canal. **I. Nerve**, the nerve passing through the orbital canal.

Intrasaphilar (*in-tra-saf-il-er*) [*intra*, below; *saphilar*]. Within the saphilar canal.

Infraspinalis (*in-frah-spi-nal-tus*). See *Muscles, Table of*.

Infraspinous (*in-frah-spi-nus*) [*infra*, below; *spina*, a spine]. Beneath a spine, as of the scapula or a vertebra. **I. Fascia**, the dense membranous fascia covering the infraspinous muscle. **I. Muscle**. See *Muscles, Table of*.

Infrasternal (*in-frah-ster-nal*) [*infra*, below; *sternum*, breast-bone]. Below the sternum. **I. Depression**, the depression of the ensiform cartilage, commonly called the pit of the stomach.

Infratemporal (*in-frah-tem-po-ral*) [*infra*, below; *tempora*, the temple]. Situated beneath the temporal bone.

Infrathoracic (*in-frah-tho-ra-tik*) [*infra*, below; *thorax*, thorax]. Below the thorax.

Infratrochlea (*in-frah-trok-le-ah*) [*infra*, below; *trochlea*, a pulley]. Below the trochlea. **I. Nerve**. See *Nerves, Table of*.

Infratubinal (*in-frah-tur-bin-al*) [*infra*, below; *turbo*, a wheel, top]. Inferior turbinal. See *Bones, Table of*.

Infravaginal (*in-frah-vaj-in-al*) [*infra*, below; *vagina*, sheath]. Situated below the vaginal vault.

Infraction (*in-frik-shun*) [*infraction*, a rubbing in]. The rubbing of a surface with an ointment or liniment.

Infundibula (*in-fun-dib-uh-lah*) [L.]. Plural of *Infundibulum*, *q. v.* **I. of Kidneys**, the calices or the divisions of the pelvis of the kidney formed by the confluence of the calices. **I. of Lungs**, the elongated sacs (set about with air-cells) in which the smallest air-passages terminate. **I. subgenitalia**. See *Dermia*.

Infundibular (*in-fun-dib-uh-lar*) [*infundibulum*, a funnel]. Of the nature of or belonging to an infundibulum.

Infundibuliform (*in-fun-dib-uh-lif-orm*) [*infundibulum*, a funnel; *forma*, a form]. Funnel-shaped. **I. Fascia**, the funnel-shaped membranous layer that invests the spermatic cord.

Infundibulum (*in-fun-dib-uh-lum*) [*infundere*, to pour into]. In biology, a term frequently and variously applied to funnel-shaped organs or parts. **I. of Brain**, a funnel-shaped mass of gray matter attached to the pituitary body. **I. of Cochlea**, a small cavity at the end of the modiolus. **I. of Heart**, the arterial cone from which the pulmonary artery arises. **I. of Oviduct**, the cavity formed by the fringes at the ovarian end of an oviduct.

Infuscate (*in-fus-kat*) [*infuscate*, to make dark or dusky]. In biology, clouded or darkened.

Infused (*in-fuzd'*) [*infundere*, to pour in]. Extracted; steeped. **I. Oils**. See *Olea infusa*.

Infusion (*in-fu-zhun*) [*infusio*, *infusum*, an infusion]. 1. See *Infusum*. 2. The slow and gentle injection of water or of a medicated liquid into a vein, or into parenchymatous tissues.

Infusor (*in-fu-zor*) [L.]. An instrument by means of which water or a medicated liquid may be made to flow slowly into a vein, or into the parenchymatous tissues.

Infusoria (*in-fu-sor-ia*) [*infusum*, an infusion]. A class of microscopic, ciliated organisms belonging to the order of *Protozoa*. They are so called because they often develop in great numbers in organic infusions. They reproduce by fission.

Infusum (*in-fu-zum*) [L.; *gen.*, *Infusi*; *pl.*, *Infusa*]. An infusion. In pharmacy, a preparation made by treating a vegetable substance with hot or with cold water, without boiling. Infusions should, in the absence of specific directions, contain 1 part of the substance to 10 of water. There are four official *infusa*, and two in the National Formulary, besides a large number in the British Pharmacopoeia.

- Ingesta** (*in-jes'tah*) [*ingerere*, to carry into]. Substances introduced into the body, especially for purposes of alimentation.
- Ingestion** (*in-jes't-chun*) [*ingestio*, ingestion]. 1. The introduction of food or nutrition into the mouth or stomach. 2. The process by which a cell takes up foreign matters, such as bacilli or smaller cells.
- Ingluvial** (*in-glu'vul*) [*ingluvies*, the crop]. Pertaining to the ingluvies.
- Ingluvies** (*in-glu'vul*) [*in*, in; *glutire*, to swallow]. In biology, the most anterior dilatation of the alimentary canal, as the crop or craw in birds, the paunch or rumen in mammals, the sucking-stomach of insects.
- Ingluvin** (*in-glu'vin*) [*ingluvies*, crop or craw of a bird]. A preparation obtained from the gizzard of the fowl, *Pullus gallinaceus*, used as a substitute for pepsin and pancreatin. It is very efficient in the vomiting of pregnancy. Dose gr. x-xx.
- Ingot** (*ing'got*) [ME., *ingot*, a mold for molten metal]. A bar of gold, silver, or other metal, cast in a mold.
- Ingrassias, Processes, or Wings of.** The lesser wings of the sphenoid bone.
- Ingravescent** (*in-grav-es't-ent*) [*ingravescere*, to become heavy]. Increasing in weight or in severity. **I. Apoplexy.** See *Apoplexy*.
- Ingravitation** (*in-grav-id-a'shun*). See *Impregnation*.
- Ingredient** (*in-gr'e-de-ent*) [*ingradi*, to step into]. Any substance that enters into the formation of a compound.
- In-growing Nail.** See *Onychogryphosis*.
- Inguen** (*ing'gwen*) [L.]. The groin, *q. v.*
- Inguinal** (*in-gwin'al*) [*inguen*, the groin]. Pertaining to the groin. **I. Arch,** the crural arch. **I. Canal,** the canal transmitting the spermatic cord in the male, and the round ligament in the female. It is situated parallel to and just above Poupert's ligament. **I. Glands,** the superficial and the deep glands of the groin. **I. Hernia.** See *Hernia*. See, also, *Ligament, Region, Ring, I. Plague.* Synonym of *Plague*.
- Inguino-** (*in-gwin-o-*) [*inguen*, the groin]. In composition, pertaining to the groin. **I.-abdominal,** pertaining conjointly to the groin and the abdomen. **I.-crural,** relating to the groin and the thigh. **I.-cutaneous,** relating to the integument of the groin.
- Inguiritation** (*in-gur-jit-a'shun*) [*ingurgitatio*, a swallowing]. 1. The act of swallowing; deglutition. 2. Excess in eating or drinking.
- Inhalation** (*in-ha-l'e-shun*) [*inhalatio*; *inhalare*, to draw in]. The in-breathing of air or other vapor. **I.-diseases,** those due to the inspiration of air containing dust or any finely divided matter. See *Grinders' Disease*. **I. of Medicines,** the introduction into the air-passages or lungs of medicinal substances in the form of vapor or fine spray.
- Inhale** (*in-hal'*) [*inhalare*, to breathe in]. To inspire or draw air or other vapor into the lungs.
- Inhaler** (*in-hal'er*) [*inhalare*, to breathe in]. An instrument for inhaling a gas or the vapor of a liquid medicine. **I., Nitrous-oxid,** a breathing-tube for the inhalation of nitrous-oxid gas; it is constructed of vulcanized rubber or metal. See *Anesthetic*.
- Inherent** (*in-her'ent*) [*inherere*, to cleave to]. Constitutional; innate; natural to the organism; not casual or derivative.
- Inheritance** (*in-her't-it-ans*) [F., *inheriter*, to inherit]. The act of inheriting. **I., Particulate,** the reappearance of single peculiarities in the offspring. **I., Use,** the inheritance of acquired characters; the acquisition by the offspring of changes in the body-cells of the parent.
- Inherited** (*in-her't-it-ed*) [*in*, in, to; *heres*, heir]. Derived from an ancestor. **I. Disease,** a disease that has been transmitted to a child by its parent.
- Inhibit** (*in-hib'it*) [*inhibere*, to check]. To check, restrain, or suppress.
- Inhibition** (*in-hib'it-un*) [*inhibitio*, restraint]. The act of checking, restraining, or suppressing; any influence that controls, retards, or restrains. Inhibitory nerves and centers are those intermeduating a modification, stoppage, or suppression of a motor or secretory act already in progress. **I., Mental,** the involuntary restraint that active mental states exercise over bodily functions, normal or otherwise. **I., Vasomotor,** an influence exerted on the contractile walls of the blood-vessels, that causes their dilatation by a diminution of their tone. **I., Voluntary,** the checking or temporary restraint of a reflex by force of will.
- Inhibitive** (*in-hib'it-iv*). See *Inhibitory*.
- Inhibitory** (*in-hib'it-o-re*) [*inhibitorius*, inhibitory]. Having the power to restrain or hold in check. **I. Center of Setschenow,** a cerebral center in the optic lobes of the brain of the frog, the stimulation of which checks spinal reflexes. **I. Nerves of the Heart,** those of the vagus supplied by the cardio-inhibitory center, through the spinal accessory nerve. **I. Nerves of Respiration,** certain afferent fibers in the laryngeal branches of the vagus nerve, that exert an inhibitory action on the inspiratory act of respiration. **I. Centers,** nerve-centers that inhibit, restrain, or even arrest the action of other centers. **I. Fibers,** centrifugal nerve-fibers that affect other centers so as to moderate or nullify their action.
- Inhumation** (*in-hu-ma'shun*) [*inhumare*, to put in the ground]. Burial of the dead in the ground. See *Ulmation*.
- Iniad** (*in'v-ad*) [*iviov*, the occiput]. Toward the inial aspect.
- Inial** (*in'v-al*) [*iviov*, occiput]. Pertaining to the inion. **I. Aspect,** the posterior aspect of the head.
- Inien** (*in'v-en*) [*iviov*, occiput]. Belonging to the inion in itself.
- Iniencephalus** (*in-e-en-sef'-al-us*) [*iviov*, occiput; *ἐγκεφαλος*, brain]. A variety of single autistic monsters of the species *Exencephalus* in which there is the same deformity of the skull as in notencephalus, with the addition of a spinal fissure involving the cervical and thoracic vertebrae.
- Iniodymus** (*in-e-od'-im-us*) [*iviov*, occiput; *διδυμος*, double]. A teratium with one body and two heads joined at the occiput.
- Inio-glabbellar** (*in'v-e-o-gla-bell'-ar*) [*iviov*, occiput; *glaber*, smooth]. Relating to or joining the inion and the glabella.
- Inion** (*in'v-on*) [*iviov*, occiput]. The external protuberance of the occipital bone. See *Cranio-metric Points*.
- Iniops** (*in'v-e-ops*) [*iviov*, occiput; *ὄψ*, face]. A catadidymous monstrosity with the parts below the navel double, the thoraces joined into one, and one head with two faces, the one incomplete.
- Inirritative** (*in-ir'it-a-tiv*) [*in*, not; *irritare*, to irritate]. Not irritant; soothing.
- Initial** (*in-ish'-al*) [*in*, into; *ire*, to go]. Beginning or commencing. **I. Cells,** germ-cells. **I. Sclerosis,** the primary induration of a hard chancre. **I. Stage of Labor.** See *Labor, Stages of*.
- Initis** (*in-i'tis*) [*in*, muscle, fiber; *itis*, inflammation]. Inflammation of fibrous or muscular tissue.
- Inject** (*in-jekt'*) [*in*, into; *jacere*, to throw]. To effect the introduction of a liquid into any cavity of the body, natural or artificial, by means of a syringe or similar instrument. In pathology, to produce a condition of distention of the capillaries with blood.

Inosinic Acid (*in-o-sin'-iky*). An ammonium derivative from muscle, of unknown constitution.

Inosis (*in-o'-sis*). See *Inogenesis*.

Inosite (*in'-o-sit*) [*ic*, fiber], $C_6H_{12}O_6 + 2H_2O$. A saccharine substance occurring sparingly in the human body, especially in the muscles. It also occurs in diabetic urine and in the urine of chronic nephritis. It is found in abundance in the vegetable kingdom, particularly in unripe beans. It forms large efflorescent crystals (rhombic tables); in microscopic preparations it is usually obtained in tufted lumps of fine crystals. It is readily soluble in water, but insoluble in absolute alcohol and ether.

Inosituria (*in-o-sit-ur'-re-ah*) [*ic*, fiber; *oipov*, urine]. The presence of inosite in the urine.

Inosteatoma (*in-o-ste-at-o'-mah*) [*ic*, fiber; *στιαρ*, fat; *ωμα*, tumor: *pl.*, *Inosteatomata*]. A steatoma with fibrous elements.

Inosuria (*in-o-sur'-re-ah*). See *Inosituria*.

Inotagmata (*in-o-tag'-mat-ah*) [*ic* (*iv*), strength, force; *τάγμα*, a regular arrangement, as of soldiers]. In biology, Engelmann's name for hypothetic, contractile elements that generate the force of protoplasmic motion; they are held to be uniaxial and doubly refractive; also written *Isotagmata*.

Inquest (*in'-kwest*) [*inquesita*; *in*, into; *querere*, to ask]. A judicial inquiry. **I., Coroner's**, an inquiry concerning the cause of the death of one who has died by violence or in some sudden or unknown way.

Inquiline (*in'-kwiil-in*) [*l.*, *inquilinus*, an inhabitant of a place that is not his own]. In biology, a commensal or messmate; an animal inhabiting an abode that it does not produce.

Inquination (*in-kwin-a'-shun*) [*inquinatio*, pollution]. Pollution; infection; corruption.

Inquisition (*in-kwiz-izh'-un*) [*inquisitio*, an inquiry]. The inquiry or hearing before a jury or commission concerning the sanity or lunacy of a criminal or a person charged with crime.

Insaccation (*in-sak-a'-shun*) [*in*, in; *saccus*, sac]. Encystment; enclosure in a sac.

Insalivation (*in-sal-iv-a'-shun*) [*in*, in; *saliva*, the spittle]. The mixture of the food with saliva during mastication.

Insalubrity (*in-sal-ut'-brit-e*) [*in*, not; *salubris*, wholesome]. Unwholesomeness of air or of climate.

Insanability (*in-san-ab-il'-it-e*) [*in*, not; *sanabilis*, curable]. Incurableness; the quality or state of being incurable.

Insane (*in-sān'*) [*in*, not; *sanus*, sound]. Deranged or diseased in mind. **I. Ear**. See *Hematoma auris*.

Insaniola (*in-san-il'-o-lah*) [dim. of *insania*, insanity]. A slight or minor degree of insanity.

Insanitary (*in-san'-it-a-re*) [*in*, not; *sanitas*, health]. Not sanitary; not in a proper condition as respects the preservation of health (said of houses, buildings, and their surroundings).

Insanitation (*in-san-it-a'-shun*) [*in*, not; *sanitas*, health]. Lack of proper sanitary conditions; defect of sanitation.

Insanity (*in-san'-it-e*) [*insanitas*, in-anity]. A derangement or abnormal condition of the mental faculties, with or without loss of volition and of consciousness. Insanity may be due to defective development, to acquired disease, or to natural decay. It is characterized, according to its form, by a variety of symptoms, the most common of which are change of character and habits, moroseness, confusion, elation, melancholy, mania, delusions, and hallucinations. The psychotic tendency is the chief predisposing cause, and on this some one of the many exciting causes will act and result in the final break-down. The vast

majority of cases of insanity occur between the ages of twenty-five and forty-five. Melancholia, mania, delusional insanity, and dementia are the four principal types of the affection. According to Kraft-Ebing, insanity may be divided into two great groups, according as the disorder is the result of a disturbance of the developed brain or of an arrest of brain-development. He places insanity ordinarily so-called under the first head; his subdivisions are as follows:—

A. Mental affections of the developed brain.

I. Psychoneuroses.

1. Primary curable conditions.

a. Melancholia

α. Melancholia passiva.

β. Melancholia attonita.

b. Mania

α. Maniacal exaltation.

β. Maniacal frenzy.

c. Stupor.

2. Secondary incurable states.

a. Secondary monomania.

b. Terminal dementia.

α. Dementia agitata.

β. Dementia apathetica.

II. Psychic degenerative states.

a. Constitutional affective insanity (*folie raisonnante*).

b. Moral insanity.

c. Primary monomania.

a. With delusions.

αα. Of a persecutory tinge.

ββ. Of an ambitious tinge.

β. With imperative conceptions.

d. Insanities transformed from the constitutional neuroses.

a. Epileptic.

β. Hysterie.

γ. Hypochondriac.

e. Periodic insanity.

III. Brain diseases with predominating mental symptoms.

a. Paralytic dementia.

b. Cerebral syphilis.

c. Chronic alcoholism

d. Senile dementia.

e. Acute delirium.

B. Mental results of arrested brain-development: idiocy and cretinism.

I., Acquired, that arising after a long period of life of mental integrity. **I., Alcoholic**, that induced by alcoholic excess, usually a result of hereditary tendencies. **I., Alternating**. See *I., Circular*. **I., Circular**, cyclothymia; alternating insanity; a form of insanity recurring in cycles varying in length from a few days to many months. The arrangement of the cycle varies in different individuals, but is constant in a given case. Thus melancholia may be followed by mania, and this by a lucid interval, the passage from one mental condition to the other being abrupt or gradual. **I., Climacteric**, insanity occurring at or near the menopause. **I., Communicated**, that transmitted by association with an insane person. **I., Confusional**, stuporous insanity; delusional stupor; mania hallucinatoria; surgical insanity; puerperal mania; post-febrile insanity; an acute insanity produced by nervous shock or exhausting disease, without distinct constant emotional depression or exaltation, with marked failure of mental power or complete imbecility, often accompanied by hallucinations and loss of physical power. Recovery is usually complete. **I., Doubting**, a form of melancholia according to Régis, but according to others a psycho-convulsive mental disease closely allied to delusional insanity, which consists in an uncontrollable doubt and indecision regarding the occupations, duties, or events of the day, of religion, etc. **I., Epidemic**, a form occasionally manifested among a number of people in common association, as in convents or schools. **I., Febrile**, a maniacal form, occasionally occurring in the course or as a sequel of acute inflammation or fever. **I., Hereditary**, that transmitted from parent to child, and not induced by other

apparent. **I.**, Ideational, a term applied to any habit or want that is manifested by one of the reasoning powers. **I.**, Impulsive, a term which the patient of a nervous disorder uses to commit a rash deed. **I.**, Moral, a term which is applied to similar habits of the nervous system, especially with reference to the sexual instinct. **I.**, of Pregnancy, a term applied during pregnancy to the condition in which the subject in question is unable to conceive. **I.**, Primary, a term which is applied to an ailment which arises with the first attack of a disease. **I.**, Puerperal, a term which is applied to the inflammation of the breasts which occurs during the puerperium of a woman. **I.**, Simultaneous, when two or more diseases occur at the same time. **I.**, Menstrual. See *Menstruation*. **I.**, Periodic, a term which is applied to an original or acquired form of insanity which is characterized by a regular recurrence of attacks. It is occurring in women at the menstrual period, called *Menstrual Insanity*. **I.**, Stuporous, a term which is a form of dementia; a disease which is common in youth and early maturity. It is characterized by a tendency to masturbation, and is also known as *Stupor*. See *Stupor*. **I.**, Surgical, a term which is applied to a disease. **I.**, Volitional, such diseases as are produced by a derangement of the will.

Insatiability (*in-sat'ib-ill-ty*) [*in, not; sativus*, to satisfy]. The quality of being insatiable. See *Voracious*.

Insatiable (*in-sat'ib-ill*) [*in, not; sativus*], that which cannot be satisfied. In a bodily sense, greedy; incapable of being satisfied. **I.**, Appetite. See *Bulimia*.

Inscrip-tion ten-dence (*in-scrip'tion ten-dens*) [*in-scrib-ere*]. A disease of the rectus abdominis muscle. It is characterized by a tendency to cut or carve in.

Inscript (*in-scrip't*) [*in, not; scribere*, to write]. To write or engrave upon.

Insect (*in-sek't*) [*in, not; sekte*, an insect]. Any member of the class of animals called *Insecta*. **I.**, powder, a powder which is made from several species of insects and which is used as an insecticide in common with kerosene. It is applied to the flowers of *P. cineraria* to protect them from the weevil for this purpose. See *Wax*.

Insecte! (*in-sek't*) [*in, not; sekte*, an insect]. To cut or carve in.

Insecticide (*in-sek'ti-sid*) [*in, not; sekte*, an insect; *cidere*, to destroy]. A substance that is destructive to insects.

Insectiform (*in-sek'ti-form*) [*in, not; sekte*, an insect; *forma*, a form]. Resembling an insect.

Insectivora (*in-sek'ti-vo-ra*) [*in, not; sekte*, an insect; *vorare*, to devour]. A number of plantigrade animals which feed upon insects.

Insectivorous (*in-sek'ti-vo-rus*) [*in, not; sekte*, an insect; *vorare*, to devour]. Having the property of devouring that which is possessed by insects.

Insectivorous (*in-sek'ti-vo-rus*) [*in, not; sekte*, an insect; *vorare*, to devour]. Having the property of devouring that which is possessed by insects.

Insectivory (*in-sek'ti-vo-ri*) [*in, not; sekte*, an insect; *vorare*, to devour]. The property of devouring that which is possessed by insects.

Insemination (*in-se-min'ation*) [*in, not; seminare*, to plant]. The process of the introduction of sperm into the female.

Insemination (*in-se-min'ation*) [*in, not; seminare*, to plant]. The process of the introduction of sperm into the female.

Insensible (*in-sen'si-bil*) [*in, not; sentire*, to feel]. Without the sense of feeling. Incapable of being perceived or recognized by the senses. Unconscious.

Insertion (*in-ser't-shun*) [*insertio*; *inserere*, to set in]. The act of setting or placing in; or, that which is set in; the point at which a muscle is attached to the part that it moves; the place or the mode of attachment of an organ to its support. **I.**, Velamentous, the attachment of the umbilical cord to the margin of the placenta.

Insidious (*in-sid'us*) [*insidie*, an ambush]. Deceitful, stealthful. Hidden from external view. **I.**, Disease, one, the onset of which is gradual or inappreciable.

Inspid (*in-sip'id*) [*insipidus*, unsavory]. Tasteless.

Insitio dentis (*in-sish'e-o dent-tis*) [*in, not; insitio*]. Implantation of a tooth.

In situ (*in si'tu*) [*in, in; situ*, position]. A Latin phrase meaning in a given or natural position.

Insolatio (*in-so-lat'she-o*). See *Sunstroke*.

Insolation (*in-so-lat'shun*) [*insolatio*; *in, in; sol*, sun]. **1.** Exposure to the sun, either as a prophylactic treatment or as a cause of disease. **2.** Sunstroke. **3.** In pharmacy, the drying or bleaching of substances by exposure to the sun.

Insolubility (*in-sol-u-bil'it-ty*) [*insolubilis*, insoluble]. The quality of being insoluble; lack of solubility.

Insoluble (*in-sol'u-ubl*) [*in, not; solubilis*, soluble]. Incapable of solution.

Insomnia (*in-som'ni-ah*) [*in, not; somnus*, sleep]. Want of sleep; inability to sleep.

Inspection (*in-spek't-shun*) [*inspectio*, or *inspectus*, a beholding]. In medicine, the examination of the body or any part of it.

Inspersion (*in-sper-gat'shun*) [*inspergere*, to sprinkle into]. The sprinkling or dusting of a part with a fine powder.

Inspiration (*in-spir'at-shun*) [*inspiratio*; *in, in; spirare*, to breathe]. That part of respiration consisting of the drawing in of the breath.

Inspiratory (*in-spi-rat-or-ic*) [*in, in; spirare*, to breathe]. Pertaining to the act or function of inspiration. **I.**, Spasm, a rare form of hysteric spasm of the larynx occurring only during inspiration, the vocal bands instead of separating, tending to approach one another.

Inspissant (*in-spis'sant*) [*inspissans*; *in, in; spissare*, to thicken]. **1.** Tending to thicken; thickening the blood or other fluids. **2.** An agent that tends to increase the thickness of the blood or some other fluid.

Inspissate (*in-spis'sat*) [*inspissare*, to thicken]. To make thick by evaporation or by absorption of the liquid menstruum.

Instaminate (*in-stam'in-at*) [*in, not; stamen*, a stamen]. Without stamens.

Instauration (*in-stav-orat'shun*) [*instauratio*, renewal]. The first appearance of a physiologic condition; the establishment of a new function.

Instep (*in'step*) [*instep*, the bend of the foot]. The arch of the foot, or its dorsal aspect.

Instillation (*in-stil-lat'shun*) [*instillatio*; *instillare*, to put in little by little]. The pouring of a liquid *guttatum*, or little by little. To introduce into a cavity, canal, or sac, drop by drop.

Instinct (*in-stink't*) [*instinguere*, to impel]. In biology, organic habits registered in the nervous system of the race (Grant Allen). An inherited natural impulse, unassociated with a reasoning conception as to cause and effect.

Instinctive (*in-stink'tiv*) [*instinguere*, to impel]. Prompted or determined by instinct; of the nature of instinct.

Instipulate (*in-stip'-u-lat*) [*in*, without; *stipula*, a stalk]. In biology, without stipules.

Institute (*in'-stit-üt*) [*insituere*, to set up]. A statement of principles. Also, any establishment for the statement or dissemination of principles. **Institutes of Medicine**, the explanation or philosophy of the laws of the science of medicine, physiology, pathology, therapeutics, and hygiene, or the general and elementary principles of the same. The term is used sometimes as a synonym of physiology.

Instrument (*in'-stru-ment*) [*instrumentum*; *instruere*, to build]. Any mechanical tool or device used in operation or treatment. **I., Exploring**, for examining teeth to ascertain the work necessary to be done; more especially for determining the presence of caries of the teeth.

Instrumentarium (*in-stru-men-ta'-re-um*) [L.]. A supply or collection of surgical, dental, or other instruments.

Instrumentation (*in-stru-men-ta'-shun*) [*instrumentum*, an instrument]. The care and management of a surgeon's instruments.

Insuccation (*in-suk-a'-shun*) [*in*, into; *succus*, juice]. The steeping of a drug for a considerable time in water before using it in any pharmaceutical process.

Insufficiency (*in-suf-fish'-en-se*) [*insufficientia*; *in*, not; *sub*, under; *facere*, to make]. Incapacity of normal action, on account of some deficiency, as of size; the quality of not being sufficient for a special function or duty. In ophthalmology, a disturbance of equilibrium of the ocular muscles, that is overcome by the effort of binocular vision, and so does not produce strabismus. It is also called *latent* or *dynamic squint*. **I., Aortic**. See *Endocarditis*. **I. of the Cardiac Valves**, imperfect closure, permitting regurgitation. **I. of the Externi**, or esophoria; the internal recti ocular muscles are more powerful than the externi, or more accurately, the power of adduction, or convergence, is excessive. **I. of the Interni**, or exophoria; the external recti are predominant or the power of adduction is subnormal. **I. of Muscles, Active**, a phenomenon of a muscle acting on two or more joints when the joints over which it passes are so changed that it cannot contract actively any further than to the extent of the shortening from which it begins to be active. **I. of Muscles, Passive**, the analogue of the phenomena of active insufficiency whereby motion of the part is prevented from the position of the joint, the muscle being too short to act under such circumstances. **I. of the Ocular Muscles**, heterophoria, or imbalance; high degrees result in strabismus, diplopia, asthenopia, etc. **I., Mitral**. See *Endocarditis*. **I., Pulmonary**. See *Endocarditis*. **I., Tricuspid**. See *Endocarditis*.

Insufflation (*in-suf-fla'-shun*) [*insufflare*; *in*, in; *sufflare*, to puff]. The blowing of any finely divided substance upon a surface or into a cavity, or the filling of any cavity with air, gas, or vapor.

Insufflator (*in'-suf-la-tor*) [*in*, in; *sufflare*, to blow]. A small instrument for blowing fine powders into a cavity or on a surface. Also, one for blowing air into the lungs.

Insula (*in'-su-lah*) [L.]. **1.** In anatomy, the island of Reil. **2.** Any detached part or exclave of an organ. **3.** A blood-islet, or island. See *Island*.

Insular (*in'-su-lar*) [*insula*, an island]. Isolated in condition; also, pertaining to the Island of Reil. **I. Sclerosis**, *Disseminated, Cerebro-spinal*, or *Multiple Sclerosis*. A disease characterized by scattered islets of sclerosis in the brain and cord. It is called *sclerose en plaques disseminées* by the French, and *multiple sclerosis* by the Germans. It is distinctly a disease of

early adult life, and is of about equal frequency in the two sexes. The causes are obscure. The disease has been observed to follow infectious diseases, exposure to wet and cold, and traumatism. In some cases a neuropathic predisposition has been present. The symptoms vary according to the situation of the islets; the most common are motor derangement, a jerky tremor, paresis or paralysis, and ocular symptoms, as diplopia and amblyopia, with nystagmus, and occasionally atrophy of the discs. The tremor is ordinarily absent during repose, but appears on attempted movement, and is hence designated, intention tremor. The speech is a characteristic one, very slow, each syllable being pronounced with difficulty; hence it is said to be of a "scanning" nature. Vertigo is also a very frequent symptom, and in the advanced stage the mind undergoes deterioration, and dementia may make its appearance. The knee-jerks are exaggerated and ankle-clonus is present. The lesions of the disease are small grayish or yellow gelatinous patches scattered throughout the brain and in both the white and gray matter of the cord.

Insulate (*in'-su-lät*) [*insulare*, to make like an island]. To isolate or separate from surroundings. In electricity, to surround a conductor with a non-conducting substance or with one having an exceedingly high degree of resistance.

Insulation (*in-su-lä'-shun*) [*insulatio*; *insulare*, to make like an island]. The process of insulating; the state or quality of being insulated.

Insult (*in'-sult*) [*insultus*; *in*, upon; *saltare*, to leap]. The beginning of a paroxysm or of an attack of a disease. **I., Apoplectic**, an apoplectic stroke.

Insusceptibility (*in-sus-sep-tib-il'-it-e*) [*insusceptibilis*, not susceptible]. Absence of contagious quality; it differs from Immunity in being applied to the disease instead of the person.

Integer (*in'-te-ger*) [L.]. An entity. **I., Fissural**, a term designating a fissure of the brain, which is independent in some species or individuals, and deepest at or about the middle of its length, corresponding nearly with the place of first appearance.

Integral (*in'-te-gral*) [*integer*, whole]. Entire; essential.

Integration (*in-te-gra'-shun*) [*integratio*, a renewing]. The blending of separate parts into one, as in the embryo.

Integrity (*in-teg'-rit-e*) [*integritus*; *integer*, whole]. Wholeness; entirety. Also, virginity.

Integument (*in-teg'-u-ment*) [*integumentum*; *in*, upon; *tegere*, to cover]. A covering, especially the skin. In botany, the envelop surrounding the ovule of phanerogamous plants. **I., Fetal**, the fetal membranes.

Intellect (*in'-tel-ekt*) [*intellectus*; *inter*, between; *legere*, to choose]. The mind or reasoning power. **I., Deranged**. See *Insanity*.

Intelligence (*in-tel'-ij-en-e*) [*intellegentia*, intelligence]. The understanding that comes from the perception of qualities and attributes of the objective world, and is manifested in the purposive employment of means to attain an end.

Intemperance (*in-tem'-per-ans*) [*in*, not; *temperantia*, mildness]. Want of moderation; immoderate indulgence, especially with reference to alcoholic liquors.

Intensity (*in-ten'-sit-e*) [*intensus*, stretched, strung]. Concentration of energy or activity. Also, a high degree of energy or power. **I., Specific**. See *Specific*.

Intensive (*in-ten-siv*) [*intēnsiv*, str. held; *strivē*], gradually increasing in force or energy. Str. *grē* being or increasing the same passage. **I.** Method of Pasteur. See *Intensification*.

Intention (*in-ten-shun*) [*intēnsion*, str. aiming out] See *Intention*. **I.** tremor, a tremor, in which attempt at contraction is made.

Inter- (*in-ter*) [*inter*], A Latin prefix signifying between.

Interaccessory (*in-ter-ak-si-er-i*) [*inter*, between; *ak-si-er-i*, accessory], Accessory processes of the vertebræ.

Interarticular (*in-ter-art-i-ku-lar*) [*inter*, between; *art-i-ku-lar*, joint], Situated between joints. **I.** Fibro-cartilage, a thin fibrous lamina, plates, or laminae, situated between articular cavities of the joints.

Interarytenoid (*in-ter-ari-ten-oid*) [*inter*, between; *ari-ten-oid*, arytenoid], Between the arytenoid cartilages. **I.** Muscle. See *Muscles*.

Interauricular (*in-ter-aur-i-ku-lar*) [*inter*, between; *aur-i-ku-lar*, ear], Situated between the auricles or ears.

Interbrain (*in-ter-brayn*) See *Diencephalon* and *Interbrain*.

Intercalence (*in-ter-kal-ens*) [*inter*, between; *kal-ens*, to call], The irregular timing of the pulse, which is usually associated with an abnormal beat between successive pulsations.

Intercalary (*in-ter-kal-er-i*) [*inter*, between; *kal-er-i*, to call or insert], Between; *calure*, to grow, a new material interstitially deposited.

Intercalatum (*in-ter-kal-er-i-um*) [*inter*, between; *kal-er-i*, to call], *Intercalatum nigricans*; *Intercalatum nigricans*; a dark mass of pigment situated between the anterior crus and the dorsal tegumentum of the crus.

Intercapillary (*in-ter-kap-i-lar-er-i*) [*inter*, between; *kap-i-lar-er-i*, capillary], Between capillaries.

Intercarotic, Intercarotid (*in-ter-kar-ot-ik*, *in-ter-kar-ot-id*) [*inter*, between; *kar-ot*, to produce sleep], Situated between the external and internal carotids. **I.** Ganglion. See *Ganglia*, *Tillot*.

Intercavernous (*in-ter-kav-er-nus*) [*inter*, between; *kav-er-nus*, cavern], Situated between two antra, or cavernous sinuses.

Intercellular (*in-ter-sel-lu-lar*) [*inter*, between; *sel-lu-lar*, cell], Among or between cells.

Intercentral (*in-ter-sen-tral*) [*inter*, between; *sen-tral*, between centers], Between centers.

Intercerebral (*in-ter-se-re-bral*) [*inter*, between; *se-re-bral*, cerebral], Between the right and left cerebral hemispheres.

Interchondral (*in-ter-kon-dral*) [*inter*, between; *kon-dral*, cartilage], Between cartilages; by means of cartilages.

Interdium (*in-ter-dium*) [*inter*, between; *dium*, day], A day.

Interdive (*in-ter-dive*) [*inter*, between; *dive*, to dive], A dive, which in all vertebrates is performed also in the interdigital webbing of the feet. In the typical form it is performed by the typical form of the webbing. But some forms of the webbing are not typical. One of the external webbing of the feet of some animals.

Interdigital (*in-ter-dij-it-al*) [*inter*, between; *dij-it-al*, digital], Between digits.

Interfilamentary (*in-ter-fil-ament-er-i*) [*inter*, between; *fil-ament-er-i*, filament], Between filaments.

bed; radii, resemblance]. Between the clinoid processes of the sphenoid bone.

Intercolumnar (*in-ter-kol-um'-nar*). See *Fascia*.

Intercondylar, or Intercondyloid (*in-ter-kon'-dil-ar*, *in-ter-kon'-dil-oid*) [*inter*, between; *kondrōs*, a knob; *oid*, likeness]. Between condyles. **I.** Eminence, the spine or knob separating the two condylar portions of the tibia. **I.** Fossa, the notch between the condyles of the femur. **I.** Line, a transverse line crossing above the intercondyloid fossa, and joining the condyles. **I.** Notch. Same as *I.* Fossa.

Intercostal (*in-ter-kost'-tal*) [*inter*, between; *costa*, a rib]. Pertaining to the space between ribs. **I.** Arteries, the aortic arteries of the intercostal spaces. See *Arteries*, *Table of*. **I.** Muscles. See *Muscles*, *Table of*. **I.** Nerves, the anterior divisions of the dorso-spinal nerves. See *Nerves*, *Table of*.

Intercosto-humeral (*in-ter-kost'-to-hul'-mer-al*) [*inter*, between; *costa*, rib; *humeral*, the bone of the upper arm]. Pertaining to the arm and the space between the ribs.

Intercourse (*in-ter-kors*) [*interkursus*, commerce]. Communication. **I.**, Carnal, sexual connection; coition. **I.**, Sexual. Same as *I.*, Carnal.

Interoxal (*in-ter-koks'-al*) [*inter*, between; *coxa*, hip]. Situated between the coxae or hips.

Intercurrent (*in-ter-kur'-ent*) [*inter*, between; *currere*, to run]. Occurring or taking place between. **I.** Disease, a term loosely applied to diseases occurring sporadically during a period of prevailing endemic or epidemic diseases. Also applied to a disease arising or progressing during the existence of another disease in the same person.

Interdental (*in-ter-dent'-tal*) [*inter*, between; *dens*, a tooth]. **1.** Between the teeth. **2.** An interdendum. **I.** Splint, a splint used in fracture of the jaw, consisting of a metallic frame at the neck of the teeth, held by wire sutures passing between the teeth.

Interdendum (*in-ter-dent'-sho-um*) [*inter*, between; *dens*, a tooth]. The space between any two of the teeth.

Interdiction (*in-ter-dik'-shun*) [*interdictio*, a prohibiting]. A judicial or legal process that deprives an insane person or one suspected of insanity of the management of his own affairs or of the affairs of others.

Interdigital (*in-ter-dij'-it-al*) [*inter*, between; *digitus*, a finger]. Between fingers. **I.** Membrane, the skin between the toes of palmate-footed animals. **I.** Space, that between adjacent fingers.

Interdigitation (*in-ter-dij-it'-shun*) [*inter*, between; *digitus*, a finger]. The locking or dovetailing of similar parts, as the fingers of one hand with those of the other; or of the ends of the *obliquus externus* muscle with those of the *serratus magnus*.

Interfascicular (*in-ter-fas-ik'-u-lar*) [*inter*, between; *fasciculus*, a bundle]. Situated between fasciculi.

Interfemoral (*in-ter-fim'-or-al*) [*inter*, between; *femur*, the thigh]. Between the femurs or thighs.

Interfere (*in-ter-fer'*) [*inter*, between; *ferre*, to strike]. In horses, to strike one hoof or the shoe of one hoof against the opposite leg or fetlock.

Interference (*in-ter-fer'-ens*) [*inter*, between; *ferre*, to strike]. Interposition. **I.** of Light, the mutual neutralization of waves of light, as shown in Newton's rings, when the crest of one wave falls upon the trough of another. **I.** of Sound, the neutralization of two sound waves, one by the other.

Interfibrillar (*in-ter-fil'-bril-ar*) [*inter*, between; *fibra*, a fiber]. In biology, situated between the fibrille of tissues.

Interfilar (*in-ter-fil'-lar*) [*inter*, between; *filum*, a thread]. In biology, existing between the filaments of a reticulum.

- Interganglionic** (*in-ter-gang-gle-on'-ik*) [*inter*, between; γάγγλιον, a tumor, ganglion]. Connecting one ganglion with another; lying between ganglia.
- Interglandular** (*in-ter-gland'-u-lar*) [*inter*, between; *glandula*, a gland]. Situated between glands.
- Interglobular** (*in-ter-glob'-u-lar*) [*inter*, between; *globulus*, a ball]. Situated between globules. **I. Spaces**, irregular cavities seen in a section of dentine, after the earthy matter has been removed by putting a tooth in dilute acid. They are so called because surrounded by minute globules of dentine.
- Interyral** (*in-ter-ji'-ral*) [*inter*, between; *gyrus*, a gyrus]. Situated between two or more gyri.
- Interhemispheric** (*in-ter-hem-e-ser'-e-bral*) [*inter*, between; *hemi*, half; *cerebrum*, cerebrum]. Situated between the cerebral hemispheres.
- Interhemispheric** (*in-ter-hem-is-fer'-ik*) [*inter*, between; *hemi*, half; *sphaera*, sphere]. Situated between hemispheres.
- Interinhibitive** (*in-ter-in-hib'-it-iv*) [*inter*, between; *inhibere*, to inhibit]. Mutually inhibitory.
- Interjectional** (*in-ter-jek'-shun-al*) [*inter*, between; *jicere*, to throw]. Interjected; thrown between. **I. Speech**, the expression of emotions by inarticulate sounds.
- Interlaminar** (*in-ter-lam'-in-ar*) [*inter*, between; *lamina*, a leaf]. In biology, situated between laminae.
- Interlobar** (*in-ter-lof'-bar*) [*inter*, between; *lobus*, a lobe]. Situated between lobes.
- Interlobular** (*in-ter-lob'-u-lar*) [*inter*, between; *lobulus*, a lobule]. Between lobules. **I. Emphysema**. See *Emphysema*.
- Intermalar** (*in-ter-ma'-lar*) [*inter*, between; *mala*, the cheek-bone]. Situated between the malar bones.
- Intermarriage** (*in-ter-mar'-aj*) [*inter*, between; *maritus*, a husband]. Marriage between persons related by consanguinity, or between persons of different races.
- Intermastoid** (*in-ter-mas'-toid*) [*inter*, between; *μαστός*, breast; *εἶδος*, likeness]. Situated between or connecting the two mastoid processes.
- Intermaxilla** (*in-ter-maks-il'-ah*) [*inter*, between; *maxilla*, jaw]. The premaxilla; the intermaxillary bone.
- Intermaxillary** (*in-ter-maks-il-a-re*) [*inter*, between; *maxilla*, jaw-bone]. Between the maxillary bones. **I. Bone**, the small bone that receives the incisors, situated between the superior maxillary bones of the fetus. It also occurs in most mammals.
- Intermediate** (*in-ter-me'-de-at*) [*inter*, between; *medius*, the middle]. Situated between. **I. Dysmenorrhoea**. See *Dysmenorrhoea*. **I. Carbon-atoms**, those connected with two other carbon-atoms, having two valence-units that may be saturated by two hydrogen-atoms (or other elements).
- Intermeningeal** (*in-ter-men-in'-je-al*) [*inter*, between; *μῆνις*, membrane]. Between the dura and the arachnoid; or, between the latter and the pia. **I. Hemorrhage**, a hemorrhage between the meninges of the brain or spinal cord.
- Intermenstrual** (*in-ter-men'-stru-al*) [*inter*, between; *menstrualis*, menstrual]. Between the menstrual periods.
- Interment** (*in-ter'-ment*) [*in*, in; *terra*, the earth]. The burial of the body.
- Intermetacarpal** (*in-ter-met-ak-ar'-pal*) [*inter*, between; *μετά*, beyond; *καρπός*, the wrist]. Between the metacarpal bones.
- Intermetatarsal** (*in-ter-m-t-at-ar'-sal*) [*inter*, between; *μετά*, beyond; *ταρσός*, tarsus]. Between the metatarsal bones.
- Intermission** (*in-ter-mish'-un*) [*intermissio*, a breaking off]. The interval between the paroxysms of a fever.
- Also, an interval in which the pulse fails to beat in rhythmic time.
- Intermittent** (*in-ter-mit'-ent*) [*inter*, between; *mittere*, to send or occur]. Occurring at intervals. **I. Fever**. See *Fever*. **I. Insanity**. See *Insanity, Cyclic*. **I. Ligature**. See *Ligature*. **I. Pulse**, one the rhythm of which is interrupted by pauses at irregular intervals.
- I. Hemisystole**, a very rare condition sometimes encountered in cases of mitral insufficiency, in which with every two beats of the heart only one beat of the pulse is felt.
- Intermuscular** (*in-ter-mus'-ku-lar*) [*inter*, between; *musculus*, a muscle]. Situated between muscles.
- Intern** (*in-tern'*) [Fr., *interne*]. An in-door or resident physician in a hospital; a member of an in-door staff of physicians.
- Internal** (*in-ter'-nal*) [*internus*, inward]. Situated within or on the inside. **I. Capsule**, the band of white nerve-matter between the thalamus and the interventricular portion of the striatum. **I. Capsule, Knee of**, the angle formed by the junction of the two divisions of the internal capsule. **I. Cell-formation**, free cell-formation; endogenous cell-formation. That mode of cell-division in which new cells are formed within the walls of an old cell, as distinguished from fission and gemmation.
- Internarial** (*in-ter-na'-re-al*) [*inter*, between; *nares*, nostrils]. Situated between the nostrils.
- Interneural** (*in-ter-nu'-ral*) [*inter*, between; *νεῖρον*, nerve]. Situated between neural spines.
- Internode** (*in'-ter-nod*) [*inter*, between; *nodus*, a knot]. The space between adjacent joints or knots, as the phalanx of a finger or a toe. That part of a nerve-fibril between Ranvier's nodes is called the *internodal segment*.
- Internodium** (*in-ter-no'-de-um*). Same as *Internode*.
- Internuclear** (*in-ter-nu'-kle-ar*) [*inter*, between; *nucleus*, a kernel]. Situated between nuclei.
- Internuncial** (*in-ter-nun'-shal*) [*inter*, between; *nuncius*, a messenger]. Serving as a connecting or announcing medium, e.g., the nerves in their relation to the muscles and the will.
- Internus** (*in-ter'-nus*). See *Internal*.
- Interoptic** (*in-ter-op'-tik*) [*inter*, between; *opticus*, optic]. Between the optic lobes, tracts or nerves of the brain.
- Interorbital** (*in-ter-or'-bit-al*) [*inter*, between; *orbita*, the orbit]. Situated between the orbits. **I. Bone**, the median bone of fishes. **I. Plate** and **I. Septum**, a structure of the fore-brain, with its extension, found in certain fishes and reptiles.
- Interosseous** (*in-ter-os'-e-us*) [*inter*, between; *ossa*, a bone]. Between two bones. **I. Arteries**, a name given to various branches of the dorsal, palmar, plantar, and metatarsal arteries of the hand, foot, and forearm. See *Arteries, Table of*. **I. Muscles**, a name given to certain muscles of the hand, foot, and forearm. See *Muscles, Table of*. **I. Nerves**, the nerves supplying the interosseous muscles. See *Nerves, Table of*.
- Interpalpebral** (*in-ter-pa'-pe-bral*) [*inter*, between; *palpebra*, the eyelid]. Between the palpebrae. **I. Spot**. See *Pingueculin*. **I. Zone**, that part of the cornea and of the scleral conjunctiva that ordinarily is not covered by the lids.
- Interpapillary** (*in-ter-pap'-il-a-re*) [*inter*, between; *papilla*, a papilla]. Between papillae.
- Interparietal** (*in-ter-par-i'-et-al*) [*inter*, between; *paries*, walls]. Between walls. **I. Bone**, a term sometimes applied to the upper, squamous, and non-cartilaginous part of the occipital bone. **I. Fissure**. See *Fissure*. **I. Suture**, the sagittal suture, or that formed by the approximation of the parietal bones.

Interpeduncular (*in-ter-ped-un-cu-lar*) [*inter*, between; *pedunculus*, a little foot]. Situated between the cerebral peduncles and lobes. **I. Space**, the space between the posterior and anterior horns of the lateral ventricle.

Interphalangeal (*in-ter-fal-ang-ee-ah*) [*inter*, between; *phalanx*, a bone]. In vertebrates, the space between the phalanges of the toes. **I. Articulations**, the articulations of the phalanges of the toes.

Interplacental (*in-ter-plas-en-tal*) [*inter*, between; *placenta*, a placenta]. Situated between the placentae.

Interpolation (*in-ter-poh-lay-shun*) [*inter*, between; *placenta*, a placenta]. The insertion of a new placenta between the old placenta and the uterine wall.

Interpubic (*in-ter-puh-bee-ee*) [*inter*, between; *pubis*, the pubis]. Situated between the pubic bones. **I. Disc**, the fibrocartilaginous mass forming the symphysis of the pubis.

Interradial (*in-ter-rad-ee-ah*) [*inter*, between; *radius*, a ray]. Situated between two rays.

Interramicorn (*in-ter-rah-mee-korn*) [*inter*, between; *cornu*, a horn]. In biology, a process at the base of the bill in certain birds.

Interrenal (*in-ter-ree-nal*) [*inter*, between; *ren*, the kidney]. Situated between the kidneys.

Interrupted (*in-ter-rupt-ed*) [*interrumpere*, to break apart]. Broken; irregular. **I. Breathing**. See *Respiration*.

Interrupter (*in-ter-rupt-er*) [*interrumpere*, to break apart]. One who, or that which, interrupts; specifically, a device for breaking an electric current.

Interscapular (*in-ter-skap-uh-lar*) [*inter*, between; *scapula*, the shoulder blade]. Between the shoulder blades. **I. Region**, the part of the chest between the two shoulder blades. **I. Reflex**. See *Reflexes*.

Interscapulum (*in-ter-skap-uh-lum*) [*inter*, between; *scapula*, shoulder blades; *pl.*, *Interscapula*]. In biology, the region of the back between the shoulder blades.

Interspace (*in-ter-spay-say*) [*inter*, between; *spatium*, a space]. An interval between the ribs, or between the lobes or divisions of a tissue or organ.

Interspinal (*in-ter-spay-nal*) [*inter*, between; *spina*, a spine]. Between spines; specifically, between the vertebrae. **I. Muscles**. See *Muscles*.

Interspinous (*in-ter-spay-nus*) [*inter*, between; *spina*, a spine]. Situated between spinous processes, as of the vertebrae.

Interstice (*in-ter-stee-shees*) [*interstitium*, a space between]. A void or gap. *See* *Interstitium*.

Interstitial (*in-ter-stee-shuhl*) [*interstitium*, space between; *interstitium*, a space between]. Pertaining to any space or interval between the parts of a tissue, and especially applied to the spaces between parenchymatous cells. **I. Absorption**, the absorption of the fluid from the interstitial fluid by the blood vessels. Also, **I. Atrophy**, a condition of the bones in *osteitis interstitialis*. **I. Metastasis**, the condition in which matter has been disseminated, but not yet organized. **I. Hypertrophy**, a condition in which the interstitial tissue is hypertrophied. **I. Metastasis**, a condition in which the interstitial tissue is hypertrophied. **I. Keratitis**. See *Keratitis*. **I. Pregnancy**. See *Pregnancy*.

Intertrochanteric (*in-ter-troh-kan-ter-ee-ek*) [*inter*, between; *trochanter*, a trochanter]. Situated between the trochanters of the humerus.

between the transverse processes of contiguous vertebrae. See *Muscles Table of*.

Intertriginous (*in-ter-trif-in-us*) [*inter*, between; *trigo*, to rub]. Of the nature of or affected with intertrigo.

Intertrigo (*in-ter-trif-go*) [*inter*, between; *terere*, to rub]. An erythematous eruption or lesion of the skin produced by friction of adjacent parts. See *Erythema*.

Intertrochanteric (*in-ter-troh-kan-ter-ee-ek*) [*inter*, between; *trochanter*]. Between the trochanters. **I. Line**. See *Lines Table of*.

Intertubular (*in-ter-tuh-bu-lar*) [*inter*, between; *tubulus*, a tube]. Between tubes. **I. Substance**, the translucent, granular substance of the dentine of the tooth, containing most of its earthy elements.

Interureteric (*in-ter-u-ret-er-ee-ek*) [*inter*, between; *ureter*]. Situated between the ureters or their outlets.

Intervaginal (*in-ter-vaj-in-al*) [*inter*, between; *vagina*, sheath]. Between sheaths. **I. Space**, that found within the sheaths of the optic nerve.

Interval (*in-ter-val*) [*inter*, between; *vallum*, a rampart]. A space or lapse either of time or distance, as the interval between the paroxysms of a fever, or between two organs or parts of the body. **I. Focal**, the distance between the anterior and posterior focal points. **I. Sacro-cotyloid**, a space existing between the promontory of the sacrum and the posterior part of the cotyloid cavity or acetabulum.

Intervenium (*in-ter-ven-ee-ne-um*) [*inter*, between; *vena*, vein; *pl.*, *Intervenies*]. In biology, the space between the veins of leaves.

Interventricular (*in-ter-ven-trik-uh-lar*) [*inter*, between; *ventriculum*, a ventricle]. Between ventricles, e.g., of the heart. **I. Septum**, the fibrous septum or partition between the ventricles of the heart.

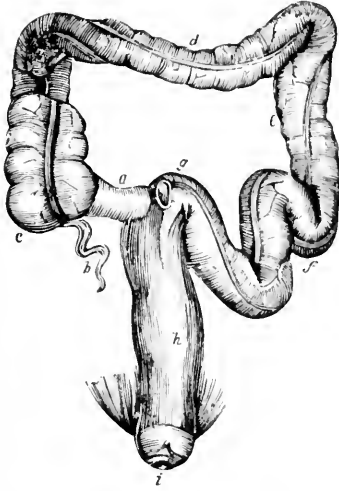
Intervenuar (*in-ter-ven-uh-lar*) [*inter*, between; *vena*, a little vein]. In biology, situated between the veins of an insect's wing.

Intervertebral (*in-ter-ver-te-bral*) [*inter*, between; *vertebra*, a bone of the spine]. Between the vertebrae. **I. Discs**, the lenticular discs of fibro-cartilage between the adjacent surfaces of the bodies of the vertebrae. **I. Foramen**. See *Foramen*. **I. Notch**, the notch at the base of the pedicle of the laminae on the sides of the body of each vertebra. **I. Substance**. Same as *I. Discs*.

Intervillous (*in-ter-vill-us*) [*inter*, between; *villus*, a tuft of hair]. Situated between villi.

Intestinal (*in-tes-tin-al*) [*intestinum*, the intestine]. Pertaining to the intestine. **I. Absorption**, the absorption of the peptonized products of digestion by the capillaries, veins, and lacteals of the mucous membrane of the intestines. **I. Anastomosis**. See *Anastomosis*. **I. Arteries**, the arteries of the intestines, of which the principal trunks are the celiac axis and the mesenteric branches. The lower part of the rectum is supplied by the hemorrhoidal branches of the iliac and pelvic arteries. See *Arteries Table of*. **I. Canal**, the entire intestinal passage from the beginning of the duodenum to the anus. **I. Cast**. Same as *I. Mole*. **I. Concretion**. See *Enterolith*. **I. Fever**. Synonym of *Typhoid Fever*. **I. Fistula**, a fistula or unnatural aperture in any part of an intestine. **I. Glands**, the glands found in the *I. Canal*. See *Gland*. **I. Juice**, the liquid secretion of the intestinal glands. **I. Mole**, the membranous discharge from the bowel in *Pseudomembranous Enteritis*. **I. Obstruction**, arrest of or interference with the progress of the feces. **I. Tract**, or **Tube**. Same as *I. Canal*.

Intestine (*in-tes'tin*) [*intestinus*, intestine]. The part of the digestive tube extending from the beginning of the duodenum to the anus. **I., Large**, comprises



THE LARGE INTESTINE.

a. Entrance of the small intestine. b. Appendix vermiformis. c. Caput cæcum coli. d. Transverse colon. e. Descending colon. f. Sigmoid flexure. h. Rectum. i. Anus.

the cecum, colon, and rectum. **I., Small**, consists of the duodenum, jejunum, and ileum.

Intestinorum inflammatio (*in-tes'tin o'rum in-flam-a'-she-a*) [L., "Inflammation of the intestines"]. See *Enteritis*.

Intestinulum (*in-tes'tin'u-lum*) [L., a small intestine: *pl.*, *Intestinula*]. **I.** The small intestine. **2.** A cerebral convolution or gyrus. **3.** The umbilical cord or navel-string.

Intextine (*in-tekst'-tin*) [*intus*, within; *externus*, without]. In biology, a supplementary inner layer of the extine of the pollen-grains of certain plants.

Intima (*in'-tim-ah*) [*intimus*, inmost] A term used instead of *tunica intima*: the innermost coat, or thin, transparent endothelial lining of the heart and blood-vessels, consisting of a layer of irregular, long, fusiform, nucleated, squamous cells.

Intine (*in'-tin*) [*intus*, within]. In biology, the inner coat of the pollen-grain.

Intolerance (*in-tol'-er-ans*) [*intolerans*; *in*, not; *tolerere*, to bear]. Want of endurance or ability to stand pain. Impatience. Also, the inability to endure the action of a medicine.

Intonation (*in-to-na'-shun*) [*intonere*, to thunder]. **I.** The rumbling or gurgling sound produced by the movement of flatus in the bowels. **2.** The tone of the voice.

Intortion (*in-tor'-shun*) [*intortus*, p. p. of *intorquere*, to curl, to twist]. In biology, the winding, bending, or twisting of a part or organ.

Intoxicant (*in-tokst'-ik-ant*) [*intoxicare*, to intoxicate]. **I.** Intoxicating; capable of producing intoxication or poisoning. **2.** A drug or agent capable of producing intoxication.

Intoxication (*in-tokst'-ik-a'-shun*) [*intoxicare*, to poison]. A word popularly used to denote the effect of the excessive use or of an overdose of an alcoholic liquor: in a wider sense, any poisoning; the state resulting from an overpowering dose of any poison. **I., Septic.** See *Septicæmia*. **I., Uremic.** See *Uremia*.

Intra- (*in'-trah-*) [*intra*, within]. A Latin prefix sig-

nifying within. **I.-abdominal**, within the cavity of the abdomen. **I.-arachnoid**, within the arachnoid space. **I.-articular**, within a joint. **I.-capsular**, within the capsular ligament of a joint.

Intrabiontic (*in-trah-bi-on'-tik*) [*intra*, within; *βίος*, life; *ὄν* (*on*), being]. In biology, applied to phenomena occurring within, and determined by, an individual organism. **I. Selection**, Weismann's term for the principle formulated by Roux, of the struggle of the parts concerned in ontogeny.

Intracardiac (*in-trah-kar'-de-ak*) [*intra*, within; *καρδία*, heart]. Situated or produced within the heart-cavity.

Intracartilaginous (*in-trah-kar-til-aj'-in-us*) [*intra*, within; *cartilago*, cartilage]. Within a cartilage. **I. Ossification.** See *Ossification*.

Intracellular (*in-tra-sel'-u-lar*) [*intra*, within; *cellula*, a little cell]. In biology, existing or happening within the cell. **I. Digestion**, also called *parenchymatous digestion*; digestion as exhibited by unicellular organisms. **I. Pangenesis.** See *Heredity* and *Pangenesis*.

Intracerebral (*in-trah-ser'-e-bral'*) [*intra*, within; *cerebrum*, cerebrum]. Within the cerebrum.

Intracervical (*in-trah-ser'-vik-al*) [*intra*, within; *cervix*, cervix]. Within the cervical canal of the uterus.

Intraciliary (*in-trah-sil'-e-a-re*) [*intra*, within; *cilium*, an eye-lash]. Situated within the ciliary region.

Intracranial (*in-trah-kra'-ne-al'*) [*intra*, within; *κρανίον*, the skull]. Within the skull. **I. Hemorrhage**, an escape of blood within the cranial cavity; cerebral hemorrhage.

Intracutaneous (*in-trah-ku-ta'-ne-us*) [*intra*, within; *cutis*, the skin]. Within the skin-substance.

Intracystic (*in-trah-sis'-tik*) [*intra*, within; *κύστις*, a cyst]. Situated or occurring within a cyst.

Intradermic (*in-trah-der'-mik*) [*intra*, within; *δέρμα*, skin]. Same as *Intracutaneous*.

Intradural (*in-trah-dur'-ral*) [*intra*, within; *durus*, hard]. Situated or occurring within the dura.

Intrafetation (*in-trah-fé-ta'-shun*) [*intra*, within; *fetus*, a fetus]. The formation of a fetus within another fetus.

Intragyrus (*in-trah-jí'-ral*) [*intra*, within; *gyrus*, a gyre]. Within a gyre of the brain.

Intrahepatic (*in-trah-he-pat'-ik*) [*intra*, within; *ἥπαρ*, liver]. Within the liver-substance.

Intralamellar (*in-trah-lam-ell'-ar*) [*intra*, within; *lamella*, a thin plate]. In biology, within the lamellæ.

Intraligamentous (*in-trah-lig-am-ent'-us*) [*intra*, within; *ligamentum*, a ligament]. Within or between the folds of a ligament, as a cyst.

Intralingual (*in-trah-ling'-gwal'*) [*intra*, within; *lingua*, tongue]. Within the substance of the tongue.

Intralobular (*in-trah-lob'-u-lar*) [*intra*, within; *lobulus*, a little lobe]. Within a lobe or lobule. **I. Vein**, a vein traversing a liver-lobule. **I. Plexus**, a network of vessels in a liver-lobule.

Intramembranous (*in-trah-mem'-bran-us*) [*intra*, within; *membrana*, a membrane]. Within a membrane.

Intrameningeal (*in-trah-men-in'-je-el*) [*intra*, within; *μῆνις*, membrane]. Situated within the substance of the membranes of the brain or spinal cord. **I. Hemorrhage**, an effusion of blood into the sac of the dura mater.

Intramolecular (*in-trah-mo-lek'-u-lar*) [*intra*, within; *molecula*, a molecule]. Within the molecules of a substance.

Intramural (*in-trah-mur'-ral*) [*intra*, within; *mura*, a wall]. Intraparietal. Within the substance of the walls of an organ.

Intramuscular (*in-tra-mus'ku-lar*) [*intra*, within; *musculus*, a muscle]. Within the substance of a muscle.

Intranasal (*in-tra-nas'al*) [*intra*, within; *nasa*, nose]. Within the cavity of the nose.

Intranuclear (*in-tra-nu'kle-er*) [*intra*, within; *nucleus*, a nucleus]. Within a nucleus.

Intra-ocular (*in-tra-oc'u-lar*) [*intra*, within; *oculus*, eye]. Within the globe of the eye. **I.** Hemorrhage, an extravasation of blood into the globe of the eye. **I.** Pressure, or Tension. See *Glaucoma*.

Intra-orbital (*in-tra-or'bi-tal*) [*intra*, within; *orbita*, orbit]. Within the orbit. **I.** Aneurysm, an aneurysm of the artery of the eye, and usually involving the ophthalmic artery. **I.** Hemorrhage, hemorrhage of blood within the orbit, but behind the eyeball.

Intraosseous (*in-tra-os'se-us*) [*intra*, within; *os*, a bone]. Within the substance of a bone.

Intraovarian (*in-tra-ov'a-ri-an*) [*intra*, within; *ovarium*, ovary]. Within the ovarian stroma.

Intraparietal (*in-tra-pa-ri-etal'*) [*intra*, within; *parietalis*, parietal]. **1.** Within the wall or the substance of the parietal region. **2.** Within the parietal region of the cranium. See *I. P. W.*

Intrapelvic (*in-tra-pel'vic*) [*intra*, within; *pelvis*, pelvis]. Within the pelvic cavity.

Intraperitoneal (*in-tra-pe-ri-to-nal'*) [*intra*, within; *peritonium*, the peritoneum]. Within the peritoneum or the serous tissue that covers the abdominal viscera.

Intraplaccental (*in-tra-pla-cen-tal'*) [*intra*, within; *placenta*, placenta]. Within the placental tissue.

Intrapleural (*in-tra-pl'e-u-ral'*) [*intra*, within; *πλευρα*, a pleura]. Within the pleural cavity.

Intrapolar (*in-tra-pol'ar*) [*intra*, within; *polus*, pole]. Along on the poles or ends of an axis. See, also, *I. Axial*.

Intrapulmonary (*in-tra-pul-mo-nar-er*) [*intra*, within; *pulmo*, the lung]. Within the substance of the lung.

Intraretinal (*in-tra-ret'i-nal'*) [*intra*, within; *retina*, retina]. Within the substance of the retina.

Intrascleral (*in-tra-skel'ar*) [*intra*, within; *σκληρον*, sclera]. Situated, occurring, or performed within the sclera.

Intrascrotal (*in-tra-skrot'al*) [*intra*, within; *scrotum*, scrotum]. Within the scrotal sac.

Intraspinal (*in-tra-sp'i-nal'*) [*intra*, within; *spina*, spine]. Within the spinal canal.

Intratesticular (*in-tra-test'i-cular*) [*intra*, within; *testis*, testis]. Within the testicle.

Intratubal (*in-tra-tub'al*) [*intra*, within; *tuba*, a tube]. Within a tubular tube.

Intratympanic (*in-tra-tim'pan-ik*) [*intra*, within; *tympanum*, the eardrum]. Within the tympanic cavity.

Intraurethral (*in-tra-ure-th'ral*) [*intra*, within; *urethra*, urethra]. Within the urethra.

Intrauterine (*in-tra-ut'er-in*) [*intra*, within; *uterus*, uterus]. **I.** Amputation, a spontaneous or surgical amputation to some part of the uterus, which is constricted by the placenta. **I.** Drowning, a drowning of the lungs, due to the entrance of water into the lungs, which is drawn into the lungs by the uterine artery. **I.** Prolapse, a prolapse of the uterus. **I.** Pregnancy, a pregnancy in an animal.

Intravascular (*in-tra-vas'ku-lar*) [*intra*, within; *vasculum*, a small vessel]. Within the blood-vessel system.

Intravenous (*in-tra-ve'ne-us*) [*intra*, within; *vena*, a vein]. Within, or into the veins. **I.** Infusion, or Injection, the introduction of a saline solution or other liquid into the veins.

Intravertebral (*in-tra-ver'te-bral*) [*intra*, within; *vertebra*, a vertebra]. Same as *Intraspinal*.

Intravesical (*in-tra-ves'ik-al*) [*intra*, within; *vesica*, bladder]. Occurring or situated within the bladder.

Intrinsic (*in-trin'sik*) [*intrinsecus*, on the inside]. Inherent, inward. Peculiar to a part, e.g., certain muscles.

Intro- (*in'tro-*) [*intro*, within]. A Latin prefix signifying within.

Introcersion (*in-tro-ses'-shun*) [*introcedere*, to go into]. A depression or sinking in, as of a surface.

Introflexion (*in-tro-flek'-shun*) [*intro*, within; *flexio*, a bending]. A bending in; inward flexion.

Introitus (*in-tro-it-us*) [*intro*, within; *ire*, to go]. Any aperture or opening in the body. **I.** pelvis, the inlet of the pelvis. **I.** vaginæ, the external aperture of the vagina.

Intromission (*in-tro-mish'-un*) [*intro*, within; *mittere*, to send]. The introduction of one body within the walls of another, as of the penis into the vagina.

Intorse (*in-tors'*) [*intro*, within; *versus*, p. p. of *vertere*, to turn]. In biology, applied to stamens that turn toward the axis of the flower.

Introspection (*in-tro-spek'-shun*) [*intro*, within; *spicere*, to look]. The act of looking inward. **I.** Morbid, the morbid habit of self-examination; insane, or quasi-insane, dwelling upon one's own thoughts, feelings, impulses, fears, or conduct.

Intussusception (*in-tro-sus-sep'-shun*) [*intro*, within; *suscipere*, to receive]. The slipping or telescoping of one part of the intestine upon another part; intussusception.

Introvenium (*in-tro-ve'ne-um*) [*intro*, within; *vena*, vein]. In biology, a condition of leaves in which the veins are infossous, or sunk and embedded in the parenchyma.

Introversion (*in-tro-ver't-shun*) [*intro*, within; *vertere*, to turn]. A turning within, as, introversion of the uterus. **I.** of the Iris, a bending backward of the iris in such a way that it lies upon the ciliary body.

Introvert (*in-tro-vert'*) [*intro*, within; *vertere*, to turn]. In biology, turned in.

Intruse (*in-trūs'*) [*intrusus*, p.p. of *intrudere*, to thrust in]. In biology, projecting inward.

Intubation (*in-tu-ba'-shun*) [*in*, in; *tubus*, a pipe]. The passage of a tube into or past the larynx, to allow the entrance of air into the lungs in croup, diphtheria, etc., or to dilate a stricture, etc.

Intumescence (*in-tu-mes'-ens*) [*intumescencia*; *intumescere*, to swell]. A swelling, of any character whatever. Also, an increase of the volume of any organ or part of the body.

Intumescencia (*in-tu-mes-ent'-shv-ah*) [L.]. A swelling. **I.** gangliiforme, the reddish gangliiform swelling of the seventh nerve in the aqueductus Fallopii in the petrous portion of the temporal bone.

Intussusception (*in-tus-su-sep'-shun*) [*intus*, within; *suscipere*, to receive]. Invagination or involution of one part of the intestine within another part. It is of frequent occurrence in the young. It is caused by undue peristalsis. The site of the intussusception varies; thus, it may be—**1.** *Ileo-cecal*, the ileum with the ileo-cecal valve descending into the cecum and colon; this is the most common variety; **2.** *Colic*, the invagination being limited to the large intestine; **3.** *Ileal*, when the ileum alone is involved; **4.** *Ileo-*

colic, when the ileum prolapses through the lips of the ileo-cecal valve.

Inula (*in'-u-lah*) [L.]. Elecampane. The root of *I. helenium*. It contains a crystalline substance, helenin, C_6H_8O , the dose of which is gr. $\frac{1}{2}$ - $\frac{1}{4}$, and from 20 to 40 per cent. of a starch, known as *inulin*. It is a gentle stimulant, and is employed in bronchitis and to hasten the appearance of the skin-symptoms in exanthematous fevers. Dose gr. xx - $\overline{5}$] of the root, or $\overline{5}$] - ij of a decoction, $\overline{3}$ ss to the Oj. The genus *Inula* contains various coarse composite-flowered herbs of the old world, several of which have properties similar to those of the official species.

Inulin (*in'-u-lin*) [*inula*, elecampane], $C_6H_{10}O_5$. 1. A vegetable principle found in the roots of dahlia, in chicory, and other plants. It is a white powder, with which iodine gives a yellow color, and is soluble in hot water. See *Carbohydrates*, Table of. 2. The precipitate from a tincture of the root of *Inula helenium*; an aromatic stimulant, tonic, and expectorant. Dose 1 to 3 grains. Urof.

Inulol (*in'-u-lol*). See *Alantol*.

Inunction (*in-un-k'-shun*) [*inunctio*; *inungere*, to anoint]. The act of rubbing an oily or fatty substance into the skin. Also, the substance used for anointment. **I. Treatment**, a form of treatment of syphilis. It consists in rubbing into the skin metallic mercury or some mercurial preparation, mixed or suspended in a fatty vehicle. It is active, sure, and rapid, but dirty and unpleasant. It is best used in the form of the blue ointment of a strength of fifty per cent. The application should be made upon different portions of the body in successive treatments.

Inustion (*in-us'-chun*) [*inustio*, a burning in]. A burning in; deep or thorough cauterization.

Invagination (*in-vaj-in-a'-shun*) [*invaginatio*; *invaginare*, to ensheath]. The sheathing or telescoping of a part or organ by a canal like structure, as the intestine. An operation for obliterating a hernial canal by the inflammation resulting from pushing the skin inward and suturing the parts together.

Invalid (*in'-val-id*) [*invalidus*; *in*, not; *valere*, to be well]. One who is not well, especially one who is chronically ill or whose convalescence is slow.

Invaliding (*in'-val-id-ing*) [*in*, not; *valere*, to be well]. The placing of a soldier or officer on the list of invalids, and thus excusing him from active duty.

Invalidism (*in'-val-id-izm*) [*in*, not; *valere*, to be well]. Chronic ill-health; the state or condition of being an invalid.

Invenose (*in-ve'-nös*) [*in*, not; *vena*, a vein]. In biology, destitute of veins.

Invasion (*in-va'-zhun*) [*invasio*; *in*, upon; *vadere*, to go]. The beginning or attack of a disease. Also, the manner in which the disease begins its attack. **I.-disease**, one due to the presence in the body of some animal parasite, as the tapeworm or the protozoan of malaria.

Invermination (*in-ver-min-a'-shun*) [*in*, in; *vermis*, worm]. A condition of having intestinal worms; ill-health due to parasitic worms; helminthiasis.

Inverse Temperature. A complete reversal of the usual course of the temperature, so that the morning temperature exhibits the maximum, and the evening temperature the minimum. It is not infrequently seen in acute tuberculous affections, and rarely in typhoid fever.

Inversio palpebrarum (*in-ver'-she-o pal-pe-bra'-rum*). Synonym of *Entropion*.

Inversion (*in-ver'-shun*) [*inversio*; *in*, not; *vertere*, to turn]. A turning or placing in a position the opposite of the normal position. In chemistry, a decomposition of certain sugars and other carbohydrates, induced

by the action of a ferment or dilute acid, by which the elements of water are added to a carbohydrate, each molecule of which breaks up into two molecules of a different carbohydrate. **I. of Bladder**, a condition in which the bladder is in part or completely pushed into the dilated urethra. It occurs in females only.

I. of Eyelashes. See *Entropion*. **I. of Uterus**, a condition in which the uterus is partially or completely turned inside out.

Invert (*in-vert'*) [*in*, in; *vertere*, to turn]. To turn in an opposite direction. **I.-sugar**, an amorphous saccharine substance, the chief constituent of honey, and produced by the action of ferments or dilute acids on cane-sugar. It is regarded as a mixture of equal parts of dextrose and levulose. A solution of cane-sugar turns the polarized ray of light to the right, while invert-sugar turns it to the left. From this inversion of the action on polarized light the process is called inversion, and the product invert-sugar.

Invertase (*in-vert'-tas*). Same as *Invertin*, *q. v.*

Invertebrata (*in-ver-te-bra'-tah*) [*in*, not; *vertebra*, backbone]. Animals that have no spinal column.

Invertin (*in-ver'-tin*) [*in*, not; *vertere*, to turn]. A ferment found in the intestinal juice, and produced by several species of yeast-plant; it converts cane-sugar in solution into invert-sugar. See *Ferments*.

Investing (*in-ves'-ting*) [*investire*, to invest]. Ensheathing, surrounding. In dentistry, embedding a denture in what is known as investing-material, for the purpose of soldering the linings or backings of the teeth to the plate.

Inveterate (*in-vel'-er-äl*) [*inveteratus*; *vetus*, old]. Long established, and obstinately resisting treatment, as an inveterate skin-disease.

Invirility (*in-vir-il'-it-e*) [*in*, not; *virilis*, of a man]. Lack of manly qualities, especially lack of virile power; male impotency.

Inviscation (*in vis-ka'-shun*) [*in*, in; *viscum*, bird-lime]. The mixing of food with the saliva during mastication.

Invital (*in-vi'-tal*) [*in*, not; *vita*, life]. In biology, non-living or dead matter.

In vitro (*in vit'-ro*) [L.]. In the glass; applied to phenomena that are observed in experiments carried out in the laboratory with microorganisms, digestive ferments, and other agents, but that may not necessarily occur within the living body.

Involucel (*in-voll'-u-sel*) [dim. of *involutum*, involucre]. In biology, a secondary involucre.

Involucere (*in-vo-lu-ker*) [*involvere*, to roll up, to wrap up]. In biology, the bracts at the base of a flower-cluster.

Involucrum (*in-vo-lu'-krum*) [*involvere*, to enwrap; *pl.*, *Involutura*]. The covering of a part. The sheath of bone enveloping a sequestrum in dry necrosis.

Involuntary (*in-vol'-un-tä-re*) [*involuntarius*; *in*, not; *velle*, to will]. Performed independently of the will; not by an act of the will. A term applied to certain motions and functions of the various organs of the body that are not controlled by, or are not dependent on, the will. **I. Contraction**, muscular contractions not resulting from an act of the will. **I. Muscles**, those that are not governed by the will.

Involute (*in'-vo-lüt*) [*involvere*, to roll up, to wrap up]. In biology, rolled up, as the edges of certain leaves in the bud.

Involution (*in-vo-lüt'-shun*) [*involutio*; *involvere*, to roll upon]. The retrogressive change to their normal condition that certain organs undergo after fulfilling their functional purposes. **I. of the Uterus**, the return of the uterus, which after gestation weighs about two pounds, to its normal weight and condition. **I.-forms**, a term applied to microorganisms that deviate

Iopterous (*i-op'-ter-us*) [*ἰωρ*, a violet; *πτερον*, a feather]. In biology, having violet-colored wings.

Iotacism (*i-o'-tas-i-zm*) [*ἰωτασμός*, iotacism]. 1. Inability to pronounce distinctly the proper sound of the letter *i*. 2. Substitution of the long *e* sound for the *e* sounds of other vowels.

Iotarium (*i-o-te'-re-um*) [*ἰός*, poison; *πτερον*, to pierce; *ph.*, *loteria*]. In biology, a poison gland.

Ipecac (*ip'-e-kak*). See *Ipecacuanha*. **I.**, American. See *Gillenia*. **I.**, **White**. See *lonidium*.

Ipecacuan (*ip'-e-kak'-u-an*). See *Ipecacuanha*.

Ipecacuanha (*ip'-e-kak-u-an'-ah*) [*Braz.*, *ipecaçuam*]. Ipecac. The root of *Cephaelis ipecacuanha*, found in Brazil. It contains an alkaloid, *emetin*, $C_{20}H_{30}NO_5$, and is an emetic, expectorant, and cholagogue; in very small doses, gr. $\frac{1}{2}$, it is a mild tonic. It is used mainly as a safe and prompt emetic, in membranous croup, and in the summer diarrhea of children. Dose as an expectorant gr. ss-ij; as an emetic gr. xv-xxx. **I.**, **Acetum**. (**B. P.**) Dose $\mathfrak{m}\nu$ -xl. **I.**, **Ext.**, **Fld.** Dose $\mathfrak{m}\jmath$ -v. **I.**, **Syr.**, 5 per cent. strength. Dose \mathfrak{z} j- \mathfrak{z} ss. **I.**, **Vin.**, 7 per cent. in strength. Dose $\mathfrak{m}\jmath$ - \mathfrak{z} ss. **I.**, **Trochisci**, contain each $\frac{1}{4}$ gr. of the drug. **I. et morphinæ**, **Trochisci**, contain each, morphin sulph. gr. $\frac{1}{32}$, ipecac gr. $\frac{1}{16}$, with flavoring-oil and sugar. **I. et opii**, **Pulvis** (**Pulv. ipec. comp.**, **B. P.**) Dover's powder, contains ipecac and opium each \mathfrak{io} , sugar of milk 80 parts. Dose gr. ij-xv. **I. cum scilla**, **Pil.** (**B. P.**) Dose gr. v-x. **I. et opii**, **Tinct.**, deodorized tinct. of opium \mathfrak{ioo} , evaporated to 85, fld. ext. ipecac \mathfrak{io} , alcohol q. s. ad \mathfrak{ioo} . Dose $\mathfrak{m}\nu$ -xxx. **Emetin**. Dose as an expectorant gr. $\frac{1}{12}$ - $\frac{1}{10}$; as an emetic $\frac{1}{8}$ - $\frac{1}{4}$.

Ipomœa (*ip-o-me'-ah*) (*ip.*, worm; *ὄμοιος*, like). A genus of convolvulaceous plants; bindweeds. **I. batatas** is the sweet potato. **I. purga**. See *Jalap*. **I. pandurata**, of the U. S., resembles jalap in its action. The seeds of *I. cœrulea* are recommended as a useful intestinal stimulant. **I. turpethum** affords turpeth-root, *q.v.* Many other species are medicinal. Unof.

Iralgia (*i-ral'-je-ah*). See *Iridalgia*.

Irascibility (*i-ras-ib-il'-it-e*) [*irasci*, to be angry]. The quality of being choleric, irritable, or of hasty temper. It is a frequent symptom in some varieties of insanity and in neurasthenia, and in some cases it amounts to a species of insanity.

Iridæmia (*ir-id-e'-me-ah*). See *Iridemia*.

Iridal (*i'-rid-al*) [*ἰρις*, iris]. Relating to the iris.

Iridalgia (*i-rid-al'-je-ah*) [*ἰρις*, iris; *ἀλγος*, pain]. Pain referable to the iris.

Iridauxesis (*ir-id-avks-e'-sis*) [*ἰρις*, iris; *αἰχμησις*, increase]. Auxeis or tumefaction of the iris.

Iridavulsion (*ir-id-av-ul'-shun*) [*ἰρις*, iris; *avellere*, to tear away]. Surgical avulsion of the iris.

Iridectome (*ir-id-ek'-tom*) [*ἰρις*, iris; *ἐκτομή*, a cutting out]. A cutting instrument used in iridectomy.

Iridectomy (*ir-id-ek'-to-me*) [*ἰρις*, iris; *ἐκτομή*, excision]. The cutting out of a part of the iris. **I.**, **Antiphlogistic**, one performed in inflammatory processes for therapeutic purposes. In **Optic I.** the piece of iris excised is over a portion of the lens or beneath a portion of cornea clearer than that exposed in the natural pupil, as a result of which additional vision is gained. See *Pupil*, *Artificial*. **I.**, **Preliminary**, is performed in advance of the extraction of cataract, instead of at the same time.

Iridectropium (*ir-id-ek-tro'-pe-um*) [*ἰρις*, iris; *ἐκτρόπιον*, eversion]. Eversion of a part of the iris.

Iridemia (*ir-id-e'-me-ah*) [*ἰρις*, iris; *αἷμα*, blood]. Hemorrhage from the iris.

Iridenclæsis, or **Iridenkleisis** (*ir-id-en-klî'-sis*) [*ἰρις*, iris; *ἐγκλείν*, to lock in]. See *Iridodæsis*.

Iridentropium (*ir-id-en-tro'-pe-um*) [*ἰρις*, iris; *ἐντροπή*, a turning in]. Inversion of a part of the iris.

Irideremia (*ir-id-er-e'-me-ah*) [*ἰρις*, iris; *ἱρημία*, lack]. Absence of one or both irides.

Iridescence (*ir-id-es'-ens*) [*iridescere*, to shine with rainbow-colors]. The property of breaking up light into the spectral colors.

Iridesis (*ir-id-e'-sis*). See *Iridodæsis*.

Iridian (*i-rid'-e-an*) [*ἰρις*, iris]. Relating to the iris; iridal.

Iridicolor (*ir-id'-ic-ul-or*) [*iris*, a rainbow; *color*, color]. In biology, iridescent; exhibiting prismatic colors.

Iridin (*i'-rid-in*) [*ἰρις*, iris]. *Irisin*; a precipitated extract of *Blue Flag*. See *Iris*.

Iriditis (*ir-id-i'-tis*). Same as *Iritis*.

Iridization (*ir-id-i-z'-shun*) [*ἰρις*, iris]. The subjective appearance, as of an iridescent halo seen by persons affected with glaucoma.

Iridocele (*i-rid'-o-sel*) [*ἰρις*, iris; *κήλη*, hernia]. Protrusion of a part of the iris through a wound or ulcer.

Iridochoroiditis (*ir-id-o-ko-roid-i'-tis*) [*ἰρις*, iris; *χόριον*, chorion; *εἶδος*, likeness; *τις*, inflammation]. Inflammation of both the iris and the choroid of the eye, the form usually assumed in sympathetic ophthalmia.

Iridocinesia (*ir-id-o-sin-e'-sis*). See *Iridokinesis*.

Iridocyclitis (*ir-id-o-sik-lî'-tis*) [*ἰρις*, iris; *κύκλος*, a circle; *τις*, inflammation]. Inflammation of the iris and the ciliary body. See *Cyclitis*.

Iridocyclochoroiditis (*ir-id-o-sik-lo-ko-roid-i'-tis*) [*ἰρις*, iris; *κύκλος*, circle; *χόριον*, chorion; *εἶδος*, likeness; *τις*, inflammation]. Combined inflammation of the iris, the ciliary body, and the choroid.

Iridocyte (*ir'-id-o-sit*) [*ἰρις*, rainbow; *κύττω*, cell]. Any cell that produces color, either by means of its structure or its contents.

Iridodæsis (*ir-id-od'-es-is*) [*ἰρις*, iris; *δέσις*, a binding together]. An obsolete method of displacing the normal pupil by ligature, instead of iridectomy.

Iridodialysis (*ir-id-o-di-al'-is-is*). See *Coredialysis*.

Iridodonesis (*ir-id-o-do-ne'-sis*) [*ἰρις*, iris; *δόνσις*, a trembling]. Tremulousness of the iris; hippus.

Iridokinesis (*ir-id-o-kin-e'-sis*) [*ἰρις*, iris; *κίνησις*, movement]. Any movement of the iris, normal or otherwise.

Iridomalacia (*ir-id-o-mal-a'-se-ah*) [*ἰρις*, iris; *μαλακία*, softness]. Morbid softening of the iris.

Iridomotor (*ir-id-o-mo'-tor*) [*ἰρις*, iris; *κινερε*, to move]. Promoting the motion of the iris.

Iridoncosis (*ir-id-on-ko'-sis*) [*ἰρις*, iris; *ὄγκωσις*, a puffing out]. Thickening of the iris.

Iridoncus (*ir-id-ong'-kus*) [*ἰρις*, iris; *ὄγκος*, mass]. A tumor or swelling of the iris.

Iridoparalysis (*ir-id-o-par-al'-is-is*) [*ἰρις*, iris; *παράλυσις*, paralysis]. Paralysis of the iris.

Iridoparesis (*ir-id-o-par'-es-is*) [*ἰρις*, iris; *πάρεσις*, a letting go]. A slight or partial paralysis of the iris.

Iridoptopia (*ir-id-o-phl'-ne-ah*) [*ἰρις*, iris; *πλάνη*, a wandering]. Same as *Hippus*.

Iridoplasma (*ir-id-o-plaz'-mah*) [*ἰρις*, iris; *πλάσμα*, anything formed]. A form of degeneration of the iris.

Iridoplegia (*ir-id-o-ple'-je-ah*) [*ἰρις*, iris; *πληγή*, stroke]. Paralysis of the sphincter of the iris.

Iridoptosis (*ir-id-op-to'-sis*) [*ἰρις*, iris; *πτῶσις*, a falling]. Prolapse of the iris.

Irido-pupillary (*ir-id-o-pu'-pil-a-re*) [*ἰρις*, iris; *puvilla*, the pupil of the eye]. Pertaining to the iris and the pupil.

Iridorrhesis (*ir-id-or-reks'-is*) [*ἰρις*, iris; *ρήξις*, a breaking]. Iridectomy with iridavulsion. Rupture of the iris.

Irrespirable (*ir-res-pi'-rab-l*) [*in*, not; *respirare*, to breathe]. Not capable of being breathed.

Irrigant (*ir'-ig-ant*) [*irrigare*, to lead water to]. A substance or wash used in or by irrigation.

Irrigation (*ir-ig-a'-shun*) [*irrigare*, to lead water to]. The application of water, especially a stream, to an inflamed or abnormal tissue for purposes of moistening, antiseptic, cooling, or flushing the part.

Irrigator (*ir'-ig-a-tor*) [*irrigare*, to lead water to]. An apparatus, or device, for accomplishing the irrigation of a part, surface, or cavity.

Irritability (*ir-it-ab-il'-it-e*) [*irritabilitas*, irritability]. The quality of being susceptible to excitement or irritation. **I.**, **Faradic**, the muscular contraction caused by a secondary or induced current. **I.**, **Galvanic**, the muscular contraction caused by the direct current. **I.**, **Muscular**, the inherent contractile quality of a muscle. **I.**, **Nervous**, the property of a nerve to transmit impulses upon stimulation. See, also, *frascibility*.

Irritable (*ir'-it-ab-l*) [*irritabilis*, easily excited]. Easily inflamed. Susceptible to irritation. **I.** **Bladder**, a condition of the bladder marked by constant desire to void urine. **I.** **Breast**, a neuralgic condition of the mammary gland, usually associated with uterine affections, or with intercostal neuralgia. **I.** **Heart**, Da Costa's term for a peculiar condition of the heart characterized by precordial pain, dyspnea on exertion, palpitation, and irregularity of the heart's action. It is induced by over-exertion, masturbation, and neurotic tendencies. Hypertrophy may occasionally develop. **I.** **Spine**, a condition of spinal anemia frequently occurring in young hysteric females. There is pain along the spine, with tenderness on pressure, and vertigo, nausea, palpitation, and neuralgias. **I.** **Testicle**. See *Testicle*. **I.** **Tongue**, the clean, very red tongue, with enlarged red papillae about its tip, seen in the dyspepsia of drunkards.

Irritant (*ir'-it-ant*) [*irritare*, to excite]. **1.** Causing, or giving rise to, irritation. **2.** An agent or remedy that induces irritation or inflammation. **I.**, **Chemical**, one acting by virtue of its affinity for the elements or compounds of organic tissue, as nitric acid, or potassic hydrate. **I.**, **Mechanical**, one causing lesions or inflammations by mechanical operation, as cuts, contusions, pressure, or distention. **I.**, **Nervous**, one acting through the medium of the nerves.

Irritation (*ir-it-a'-shun*) [*irritatio*, excitement]. A condition of undue excitement. Also, an inflamed state. Also, the stimulus necessary to the performance of the functions of an organ.

Irritative (*ir'-it-a-tiv*) [*irritare*, to excite]. Exciting or irritating. **I.** **Fever**, a febrile condition dependent upon the presence in the body of irritating substances. Also a synonym of *Simple Continued Fever*.

Irrorate (*ir'-or-at*) [*in*, upon; *rorare*, to distil dew]. In biology, minutely dotted, as if with small dew-drops.

Irrumation (*ir-u-ma'-shun*) [*irrumare*, to give suck]. Same as *Buccal Coitus*, *q. v.*

Isabel, Isabelle (*iz'-a-bel*) [*Isabelle*, a woman's name]. Drab, or yellowish gray.

Isadelphous (*i-sad-el'-fus*) [*isos*, equal; *ἀδελφός*, brother]. In biology, having an equal number of stamens in each bundle or brotherhood.

Isambert's Disease. Acute miliary tuberculosis of the larynx and pharynx.

Isandrous (*i-san'-drus*) [*isos*, equal; *ἀνήρ*, a male]. In biology, having stamens alike and corresponding in number to the petals.

Isanthous (*i-san'-thus*) [*isos*, equal; *ἄθος*, a flower]. In biology, having regular flowers.

Isatin (*i'-sat-in*) [*ἰσάτιν*, wood], $C_{12}H_5NO_7$. A substance obtained by the oxidation of indigo with HNO_3 . It crystallizes in yellowish red monoclinic prisms, melting at $201^\circ C$. It dissolves in water and in alcohol with a reddish-brown color; it has a disagreeable odor. **I.-yellow**. See *Pigments, Conspectus of*.

Isatoxim (*i-sat-oks'-im*) [*ἰσάτιν*, wood; *σοξικόν*, poison], $C_{12}H_5N_2O_2$. A substance prepared from isatin and hydroxylamin. It crystallizes from alcohol in yellow needles, and melts at $202^\circ C$.

Isatropylcocain (*i-sat-rot'-pil-ko-ka'-in*), $C_{19}H_{22}NO_4$. An amorphous alkaloid from coca leaves. It has no anesthetic properties, but is said to be an active cardiac poison. **Urof.** See *Cocain*.

Ischemia (*is-ke'-me-ah*) [*ἰσχεῖν*, to check; *αἷμα*, blood]. Bloodlessness. Deficiency of the supply of blood to a part. **Local anemia**.

Ischemic (*is-ke-m'-ik*) [*ἰσχεῖν*, to check; *αἷμα*, blood]. Affected with or relating to ischemia.

Ischesis (*is'-kes-is*) [*ἰσχεῖν*, to check]. Retention or suppression of a discharge or secretion.

Ischiadic (*is-ke-ad'-ik*). Same as *Ischiatic*.

Ischiagra (*is-ke-a'-grah*) [*ἰσχιον*, hip; *ἄγρᾱ*, seizure]. Gout in the hip.

Ischial (*is'-ke-al*) [*ἰσχιον*, ischium]. Pertaining or belonging to the ischium.

Ischialgia (*is-ke-al'-je-ah*) [*ἰσχιον*, hip; *ἄλγος*, pain]. Sciatica; neuralgia of the hip.

Ischialgic (*is-ke-al'-jik*) [*ἰσχιον*, hip; *ἄλγος*, pain]. Relating to or affected with ischialgia.

Ischiatic (*is-ke-al'-ik*) [*ἰσχιον*, hip]. Pertaining to the ischium. **1.** **Notches**, the notches, greater and lesser, of the ischium. The former transmits the pyriformis muscle, gluteal vessels, and superior gluteal nerve, the latter the tendon of the obturator internus, its nerve, and the pudic vessels and nerve. These notches are called also sacro-sciatic notches. (See illustration on p. 228.)

Ischiatitis (*is-ke-at'-it-is*) [*ἰσχιον*, hip; *ἰτις*, inflammation]. Inflammation of the sciatic nerve.

Ischiatocele (*is-ke-at'-o-sel*). See *Ischiocele*.

Ischidrosis (*is-kid-ro'-sis*) [*ἰσχεῖν*, to suppress; *ἰδρῶς*, sweat]. Suppression of sweat.

Ischidrotic (*is-kid-rot'-ik*) [*ἰσχεῖν*, to suppress; *ἰδρῶς*, sweat]. Causing a retention or suppression of the sweat.

Ischien (*is'-ke-en*) [*ἰσχιον*, hip]. Belonging to the ischium in itself.

Ischigalactic (*is-ke-gal-ak'-tik*) [*ἰσχεῖν*, to restrain; *γάλα*, milk]. **1.** Tending to check the flow of milk. **2.** An antilactetic agent or medicine.

Ischio- (*is'-ke-o*) [*ἰσχιον*, hip]. A prefix indicating relationship to the ischium. **I.-anal**, pertaining to the ischium and the anus. **I.-bulbar**, pertaining to the ischium and the bulb of the urethra. **I.-capsular**, pertaining to the ischium and the capsular ligament of the hip. **I.-cavernosus**, the muscle that compresses the veins of the *crus penis* and assists in the erection of the penis. The **I.-clitorianus** has a similar relation to the clitoris. See *Muscles, Table of*. **I.-fibular**, pertaining both to the ischium and the fibula. **I.-neuralgia**, sciatica. **I.-perineal**, belonging to or pertaining to both ischium and perineum; pertaining to the space between the anus and the scrotum. **I.-pubeotomy**. See *Farabouf's Operation*. **I.-sacral**, relating to the ischium and the sacrum. **I.-tibial**, relating both to the ischium and the tibia. **I.-vertebral**, relating to the ischium and the vertebral column.

Ischiocele (*is'-ke-o-sel*) [*ἰσχιον*, hip; *κῆλη*, tumor]. Ischiatic hernia.

Ischiocerite (*is-ke-os'-er-it*) [*ἰσχιον*, hip-joint; *κῆρας*, horn]. In biology, the third joint of the developed

Isodynamous (*i-so-dī-nam-us*) [*ἴσος*, equal; *δύναμις*, power, force]. Same as *Isobrious*.

Iso-electric (*i-so-e-lek'tric*) [*ἴσος*, equal; *ἤλεκτρον*, amber]. Equally electric; applied to two bodies or points. **I. Curves.** See *Tension-curves*. **I. Surfaces.** See *Tension-planes*.

Isogamous (*i-sog'-am-us*) [*ἴσος*, equal; *γάμος*, marriage]. A term used to designate that mode of reproduction in which the uniting gametes are of equal size. The same as conjugating.

Isogamy (*i-sog'-am-e*) [*ἴσος*, equal; *γάμος*, marriage]. In biology, conjugation of similar gametes.

Isogeny (*i-soj'-en-e*) [*ἴσος*, equal; *γενος*, kind]. In biology, having a general similarity of origin.

Isognathous (*i-sog'-na-thus*) [*ἴσος*, equal; *γνάθος*, jaw]. In biology, having the molar teeth of both jaws alike.

Isogonic (*i-so-gon'-ik*) [*ἴσος*, equal; *γόνοσ*, off-spring]. In biology, characterized by isogonism.

Isogonism (*i-sog'-o-nizm*) [*ἴσος*, equal; *γόνοσ*, off-spring]. In biology, the production by different stocks of sexual organisms of identical structure.

Isogynous (*i-soj'-iu-us*) [*ἴσος*, equal; *γενή*, female]. In biology, having the pistils or carpels equal in number to the sepals.

Isolate (*i'-so-lat* or *i'-so-lat*) [*ἴσολα*, an island]. To separate one from another. To place apart. In chemistry, to separate an element from its combination. In electricity, to insulate.

Isolation (*is-o-lat'-shun*) [*ἴσολα*, an island]. The act or process of isolating, or the state of being isolated; separation of those ill of contagious diseases from other persons.

Isologous (*i-sol'-o-gus*) [*ἴσος*, equal; *λόγος*, method, ratio, or system]. Having similar relations or proportions. A qualification applied to compounds containing a like number of carbon-atoms, with a gradually decreasing number of hydrogen-atoms.

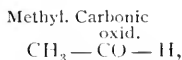
Isolophobia (*is-o-lo-fō'-be-ah*) [*ἴσολα*, an island; *φόβος*, fear]. Morbid dread of being alone.

Isomastigata (*i-so-mas'tig-at*) [*ἴσος*, equal; *μάστιξ*, a whip]. In biology, applied to organisms bearing two or more similar flagella.

Isomer (*i'-som-er*) [*ἰσομερής*, having equal parts]. An isomeric body. The same as *Isomerid*.

Isomere (*i'-so-mēr*) [*ἰσομερής*, having equal parts]. In biology, a portion of one organism that is homologous with a portion of another organism.

Isomeric (*i-so-mēr'-ik*) [*ἴσος*, equal; *μέρος*, a part]. In chemistry, applied to substances having the same centesimal composition, but the molecules of which have an essentially different structure and chemie properties; e. g., aldehyd and ethylene oxid, both of which have the formula C_2H_4O . The former, however, has the structure—



while the latter is composed of two molecules of ethylene, joined by an atom of oxygen, thus $(CH_2)_2-O-(CH_2)_2$. This, the most common type of isomerism, is sometimes called *metamerism*. The term is also applied to substances having the same centesimal composition, but whose molecular weights are in even multiples, a type of isomerism commonly called *polymerism*. Also, in crystallography, applied to any substance that crystallizes in more than one form. Also, applied to a substance existing in two or more forms, a type of isomerism called *allotropism*. **I. Theory of Nerve-force**; Herbert Spencer's hypothesis that in nervous action the disturbance transmitted is a wave of isomeric change, the alter-

nation of isomeric states depending upon both nerve-fiber and molecular continuity.

Isomerids (*i-som'-er-ids*) [*ἰσομερής*, consisting of equal parts; *ἴσος*, equal; *μέρος*, a part]. A name applied to different substances possessing the same molecular composition. **I., Physical**, a designation applied to derivations to which one and the same structural formula must be assigned. They have been explained by assuming them to be different aggregations of molecules that were chemically similar. See also *Physical Molecules*.

Isomerism (*i-som'-er-izm*) [*ἴσος*, equal; *μέρος*, a part]. The phenomenon of bodies of like composition and like number of atoms being different in physical or in chemie properties, or in both. **I., Geometric.** *Alloisomerism*, q. v. **I., Spatial.** Same as *I., Geometric*.

Isomerous (*i-som'-er-us*) [*ἴσος*, equal; *μέρος*, part, share]. In biology, having an equal number of parts, ridges, or markings.

Isometric (*i-so-met'-rik*) [*ἴσος*, equal; *μέτρον*, measure]. Of equal measure. **I. Act**, the tension of a muscle when stimulated, its length remaining constant.

Isometropia (*i-so-met-ro'-pe-ah*) [*ἴσος*, equal; *μέτρον*, measure; *ὄψ*, eye]. Equality of kind and degree in the refraction of the two eyes.

Isomorph (*i'-so-morf*) [*ἴσος*, equal; *μορφή*, form]. In biology, one of two similar organisms belonging to different groups.

Isomorphie (*i-so-mor'-fik*) [*ἴσος*, equal; *μορφή*, form]. In biology, pertaining to morphologic similarity.

Isomorphism (*i-so-mor'-fizim*) [*ἴσος*, equal; *μορφή*, form]. Similarity in crystalline form. Also, the replacement of one element in a crystalline salt by another, without alteration of form or system. **I., Heteromeric**, a condition of dissimilarity in molecular composition. **I., Isomerous**, a condition of similarity in molecular composition. **I., Polymeric**, the substitution of two or more atoms of one element for one of another, without alteration of crystalline form.

Isonitrosoacetones (*i-so-ni-tro-so-as'-et-ēnz*). A group of colorless crystalline bodies, readily soluble in ether and in chloroform, and as a rule soluble with difficulty in alcohol. Their alkaline solutions have an intensely yellow color.

Isonitroso-compounds (*i-so-ni-tro'-so-kom'-p-ēnz*). Compounds that contain the bivalent oximid group =N.OH linked to carbon.

Isomonic (*i-so-nom'-ik*) [*ἰσωνομικός*, having equality of laws]. In chemistry, applied to isomorphism existing between two compounds of like composition.

Isonym (*i'-so-nim*) [*ἴσος*, equal; *ὄνομα*, a name]. A paronym.

Isopathotherapy (*i-so-path-o-ther'-ap-e*). Same as *Isopathy*.

Isopathy (*i-soj'-ath-e*) [*ἴσος*, equal; *πάθος*, suffering]. A term used to denote the treatment of disease by the administration of one or more of its own products. Thus, smallpox would be treated by the administration internally of the variolous excretions.

Isopelletierin (*i-so-pel-et'-e-er-in*) [*ἴσος*, equal; *pelletierin*]. A substance found in the root-bark of *Punica granatum*. It has the same properties as pelletierin.

Isopepsin (*i-so-pep'-sin*) [*ἴσος*, equal; *πepsis*, digestion]. **1.** A body formed by heating pepsin to a point between 104° and 140° F. It changes albumin into parapeptone. **2.** Same as *Parapeptone*.

Isopetalous (*i-so-pet'-al-us*) [*ἴσος*, equal; *πτεῖλον*, a leaf]. In biology, having the petals alike.

Isophoria (*i-so-jō'-re-ah*) [*ἴσος*, equal; *ὄραος*, a tending]. A condition in which the eyes lie in the same horizontal plane, the tension of the vertical muscles of

- each eye being equal and the visual lines lying in the same plane.
- Isophorous** *is'ō'pō'rus* [*is'ō'*, equal; *pō'rus*, to bear]. In biology, of equal taxonomic importance, as a species and its alternate forms.
- Isopia** *is'ō'p'ia* [*is'ō'*, equal; *ō'p'ia*, eye]. A term proposed to indicate equal acuteness of vision in the two eyes.
- Isopleural** *is'ō'pl'ē'ral* [*is'ō'*, equal; *pl'ē'ra*, a bill]. *Isopleurally* *is'ō'pl'ē'ral-ly*.
- Isopogonous** *is'ō'pō'gō'nous* [*is'ō'*, equal; *pō'gon*, to cut hair]. In botany, applied to feathers, the web of which is alike on both sides of the rachis.
- Iso-propylamin** *is'ō'p'rō'p'il-ā'min*. See *Propylamin*.
- Isopters** *is'ō'p't'ers* [*is'ō'*, equal; *p'terō*, observer]. The eyes of the two visual acuity of the retina at different distances from the macula, both for form and for color.
- Isopurpurin** *is'ō'p'ur'p'ur-in* [*is'ō'*, equal; *pur'pura*, purple]. $C_{12}H_{10}O_{11}$. A coal-tar color used in dyeing, closely allied to alizarin; it is formed by heating beta-tartraminodisulphonic acid with sodium carbonate and potassium chloride. It produces a yellow color in wool. See *Isopurpurin*, *Chem. Abstr.*
- Isoquinolin** *is'ō'k'wī'n-lin* [*is'ō'*, equal; *quinolin*], $C_{10}H_8N_2$. A substance that occurs together with quinaldine in the primary quinalin in the crude quinalin from coal-tar. It is very similar to quinalin, solidifies at $100^{\circ}C$. and forms a crystalline mass, melting at $20-22^{\circ}C$. and boiling at $237^{\circ}C$.
- Iso-saccharic Acid** *is'ō'sak'ar-ik'asid*. See *Acid*.
- Iso-saccharin** *is'ō'sak'ar-in* [*is'ō'*, equal; *sak'arōn*, sugar]. $C_{12}H_{20}O_{11}$. An isomerid of saccharin. It is formed from the action of lime upon milk-sugar and malic acid.
- Isoscope** *is'ō'skō'p* [*is'ō'*, equal; *skōpōiv*, to see]. An instrument consisting of two sets of parallel vertical wires, one of which can be superimposed on the other, thus designed to show that the vertical lines of squint of the retina do not correspond exactly to the vertical meridians.
- Isospore** *is'ō'spō'r* [*is'ō'*, equal; *spōrōs*, a seed]. In botany, a spore producing but one kind of spore; a zoospore.
- Isosporous** *is'ō'spō'rō's* [*is'ō'*, equal; *spōrōi*, seed]. See *Isosporous*.
- Isostemonous** *is'ō'stēmō'nous* [*is'ō'*, equal; *stēmōn*, stamen]. In botany, having the stamens of the same number in the parts of the calyx or corolla.
- Isotagmata** *is'ō'tag'mat-ā*. See *Isotagmata*.
- Iso-therapeutics** *is'ō'ther-ā'p'yū'tik*. Same as *isotherapeutics*.
- Isothermal** *is'ō'ther'mal* [*is'ō'*, equal; *ther'my*, heat]. Of the same or the same temperature. **I. Lines**, in physiology, lines drawn through places having the same mean temperature for a given period of time. **I. Zones**, in physiology, happens that two places have the same temperature as the temperature may have, one at the end of great extremes, the other a very moderate one, as the snow on a mountain to display comfortable climates for the six warm and the six cold months of the year in the different regions. **I. Zones**, in meteorology, of equal lines.
- Isotome** *is'ō'tō'm* [*is'ō'*, equal; *tōmō*, a cutting]. In botany, a longitudinal line indicating homogeneity of tissue.
- Isotonia** *is'ō'tō'n'ia* [*is'ō'*, equal; *tōnōs*, tension]. *Isotonically* *is'ō'tō'n'ik-ly*.
- Isotropous** *is'ō'trō'pō's* [*is'ō'*, equal; *trōpōs*, turning]. Homogeneous in all directions; isotropicous; isotropous.
- Isotropous** *is'ō'trō'pō's* [*is'ō'*, equal; *trōpōs*, a turn-

ing]. Having the same shape and appearance, from whatever point observed. A term applied to singly-refracting bodies.

Isozooid (*is'ō-zō'oid*) [*isōs*, equal; *zōōn*, animal; *zōōn*, form]. In biology, a zooid resembling the organism producing it. Cf. *Allozooid*.

Issue (*ish'ū*) [Fr., *issue*, from *exire*, to go out]. A discharging ulcer, especially that made artificially for purposes of drainage, or counter-irritation. **I.-pea**, a pea or pea-shaped pellet (as of ivy-wood, or orris-root), inserted into an issue to keep up suppuration. Orange-seeds are also used for the same purpose.

Istarin (*is'tar-in*). A nitrogenous, phosphorized substance of complex structure occurring in brain-tissue. Its properties have not been investigated.

Isthmiac, or **Isthmic** (*is't-me-ak* or *is't-mik*) [*isthmōs*, a narrow passage]. Pertaining to any isthmus, as that of the fauces.

Isthmitis (*is-mi'tis*) [*isthmōs*, a narrow passage; *itis*, inflammation]. Inflammation of the fauces.

Isthmo- (*is't-mo-*) [*isthmōs*, a neck]. A prefix signifying the fauces.

Isthmocatarrrhus (*is-mo-kat-ar'us*) [*isthmōs*, isthmus; *katarrhēiv*, to flow down]. A catarrh of the faucial isthmus.

Isthmodynia (*is-mo-din'ē-ah*) [*isthmōs*, neck; *ōdēny*, pain]. Pain in the faucial isthmus.

Isthmoid (*is't-moid*) [*isthmōs*, a neck; *ēidos*, likeness]. Resembling an isthmus.

Isthmopathy (*is-mop'ath-ē*) [*isthmōs*, neck; *pathōs*, disease]. A disease of the faucial isthmus.

Isthmoplegia (*is-mo-plē'je-ah*) [*isthmōs*, neck; *plēgē*, stroke]. Paralysis of the faucial tract.

Isthmopolypus (*is-mo-poll'ip-us*) [*isthmōs*, isthmus; *pol'ipōs*, polyp]. A polyp of the fauces.

Isthmorrhagia (*is-mor-ā'je-ah*) [*isthmōs*, isthmus; *hēmyvnaiv*, to burst forth]. Hemorrhage from the throat.

Isthmospasm (*is't-mo-spazm*) [*isthmōs*, isthmus; *spasmos*, spasm]. Spasm of the isthmus of the fauces.

Isthmus (*is't-mus*) [*isthmōs*, isthmus]. The neck or constricted part of an organ. The part of the brain which, situated axially, serves to unite the forebrain, the cerebellum, and the spinal cord. **I., Gyrus**, a narrow gyrus connecting two adjoining gyri; an annectant convolution or *pli de passage*. **I. of Faoes**, the space between the arches of the palate. **I. of Thyroid Gland**, the transverse cord connecting the lobes of the thyroid body.

Isuretin (*is-urē'tin*) [*isōs*, equal; *ōrōn*, urine], CH_4N_2O . A substance isomeric with urea; it appears on evaporating the alcoholic solution of hydroxylamin and hydrogen cyanid. It crystallizes in rhombic prisms similar to those of urea, and melts at $104-5^{\circ}C$.

Italian (*it'al-yan*) [*Italus*, an Italian]. Of or pertaining to Italy. **I. Fever**. Synonym of *Influenza*, and also of *Mediterranean Fever*. **I. Leprosy**. See *Pellagra*. **I. Method**. See *Tagliacotian Method*.

Itch (*ich*). See *Scabies*. **I., Army**. See *Army*. **I., Bakers'**. See *Baker*. **I., Barbers'**. See *Barber*. **I., Bricklayers'**. See *Bricklayer*. **I., Drunkards'**, an intense itching frequent in old alcoholics. **I., Grocers'**. See *Grocer*. **I.-mite**. See *Acarus scabiei*. **I., Norway**, an extreme form of general scabies of the body, resulting in fish-scale-like desquamation. Hebra's first case was from Norway. **I., Warehousemen's**. Same as *I., Grocers'*.

-ite (*it*). A suffix employed in mineralogy denoting a mineral, or of mineral origin. A contraction of *lithos*, a stone.

Iter (*it'er*) [*iter*, a journey]. A passage affording communication between two or more parts. **I. ad infundi-**

bulum, the passage between the third ventricle of the brain and the infundibulum. **I. a palati ad aurem**, the Eustachian tube. **I. a tertio ad quartum ventriculum**, the aqueduct of Sylvius, extending from the third ventricle to the fourth. **I. chordæ anterioris**, the aperture through which the chorda tympani nerve leaves the tympanum. **I. chordæ posterioris**, the aperture through which the chorda tympani nerve enters the tympanum. **I. dentium**, the canal of the permanent dental sac opening behind the corresponding temporary tooth and through which the permanent tooth rises.

-itis (*i'-tis*) [*ιτις*, inflammation]. A suffix used to denote inflammation.

Ivory (*i'-vor-e*) [ME., *ivory*, ivory]. The hard bone-like substance of the tusks of elephants. **I.-black**. See *Carbo animalis*, and *Pigments, Conspectus of. I.*,

Dental. See *Dentine*. **I.-brown**. See *Pigments, Conspectus of. I. of Tooth*. See *Dentine*.

Ivy (*i'-ve*) [ME., *ivy*, ivy]. See *Hedera*. **I.-pea**, an issuc-pea made of the wood of the ivy. **I.**, Poison. See *Rhus*.

Ixodes (*iks-ol'-dez*) [*ιξώδης*, sticky; *ιξός*, bird-lime; *ειδος*, form]. An insect of the natural order *Acaridea*. See *Parasites (Animal), Table of*.

Ixyomyelitis (*iks-e-o-mi-el-i'-tis*) [*ίξις*, waist; *μυελίς*, marrow; *ιτις*, inflammation]. Myelitis of the dorsal region of the spinal cord; ischiomyelitis; osphyomyelitis.

Izal (*i'-zal*). Thorncliffe disinfectant; a by-product obtained in the process of coke-formation; it possesses strong disinfectant properties without any irritating quality. It mixes well with water, and has an agreeable odor. Unof.

J

Jabber (*jab'-er*) [ME., *jaber*, to chatter]. To talk rapidly and indistinctly; to chatter.

Jaborandi (*jab-or-an'-de*) [Braz.]. The leaves of *Pilocarpus pennatifolius*, a valuable diaphoretic. See *Pilocarpus*.

Jaborin (*jab'-or-in*) [Braz., *Jaborandi*], $C_{11}H_{16}N_2O_5$. An alkaloid derivable from pilocarpin by the action of heat and sulphuric acid. It is an amorphous, strongly basic substance, and has properties resembling those of atropin. Unof.

Jacaranda (*jak-ar-an'-dah*) [Brazilian]. A genus of bignoniaceous plants of tropical America. **J. caroba** is antisyphilitic, and is of service in the treatment of urethritis, rheumatism, and skin-diseases. Dose of the fl. ext. gt. xvi-fl. ʒj. **J. lancifoliata**, is used by the natives of Brazil in urethritis. Dose of an ʒij to Oj tincture ʒxv; of the fl. extract, gt. xvi-xxx. Unof.

Jaccoud's Sign. See *Signs and Symptoms, Table of*.

Jack (*jak*) [ME., *Jacke*, a personal name]. A popular term for horse-flesh salted and subsequently washed in order to deprive it of its peculiar taste. **J.-knife Posture**. See *Postures*.

Jacket (*jak'-et*) [Fr., *jaquet*, a coat of mail]. A short coat. **J.**, **Bark**, a jacket stuffed with powdered cinchona. **J.**, **Cotton**, a jacket lined with cotton, sometimes used in the treatment of pneumonia. **J.**, **Plaster-of-Paris**, a mould of plaster-of-Paris cast upon the body or part, for keeping it rigid and fixed in a desired position, in sprain or dislocation of the spine, etc. **J.-poultice**, a poultice applied about the whole surface of the thorax; it is sometimes used in the treatment of pneumonia. **J.**, **Straight**, a system of leather straps used to bind violently insane persons in order to prevent self-inflicted injury.

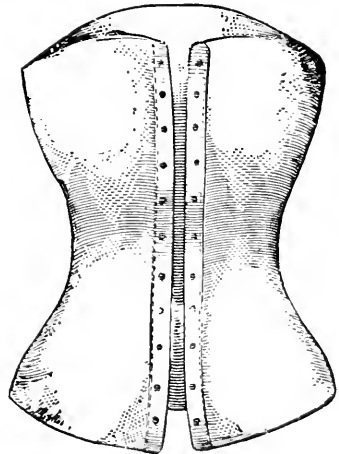
Jackson's Pectoral Syrup. A cough-medicine containing morphin hydrochlorate, sugar, saffras pith, gum arabic, and water.

Jacksonian Epilepsy. Focal, cortical, or symptomatic epilepsy. A spasm limited to a single group of muscles in the face, arm, or leg, due generally to irritative lesion of the motor area of the brain; the spasm may also involve other groups of muscles; consciousness is usually

retained; there is danger of the convulsions becoming general. See *Epilepsy*, and *Diseases, Table of*.

Jacob's Membrane. A name sometimes applied to the layer of rods and cones of the retina. **J.'s Ulcer**. See *Rodent Ulcer*, and *Diseases, Table of*.

Jacobson's Anastomosis. The tympanic plexus. See *Plexus*. **J.'s Canal**. See *Canal*. **J.'s Cartilage**, a strip of cartilage under Jacobson's organ, firmly adherent to the latter, but distinct from the septal cartilage of the nose, to the outer side of the ventral edge of which it is situated. **J.'s Nerve**, the nerve of the tympanum. See *Nerves, Table of*. **J.'s Organ**, a short, rudimentary canal, extending along the septum of Stensen's duct, and ending in a cul-de-sac.



PLASTER JACKET. (Sayer.)

Jacquart, Angle of. See *Angle*.

Jacquemin's Sign. See *Signs and Symptoms, Table of*.

Jactation (*jak-tal'-shun*). See *Jactitation*.

Jactitation (*jak-tit-a'-shun*) [*jactitare*, to pour forth]. The restlessness and tendency to frequent changes of

posit in that characterize severe distress in disease.
J. Periodic. Synonym of *Chorea*.

Jadelot's Lines or Furrows. Certain furrows of the face of children in serious illness. Three sets are distinguished. The **Genal Furrow**, from the mouth almost to the malar bone; the anal furrow and the **Nasal Furrow**, from the angle of the eye to the bridge of the nose; the **Labial Furrow**, from the angle of the mouth outward to the lower part of the face, which may extend almost to the ear. The **Nasal Furrow**, from the angle of the eye to the bridge of the nose; the **Oculo-zygomatic Furrow**, beginning at the inner canthus of the eye, and passing outward to the angle of the eye; the **Stomach Furrow**; it is said to point to disorders of the respiratory nervous system. See *Journal of the Medical Association of Chicago*, and *Journal of the Medical Association of Chicago*.

Jäger's Test-types. A series of types of varying size for testing the action of a substance.

Jag [Pers., *jarrah*]. A popular slang name for a fat, especially goose-fat, but not enough liquor to produce a state of drunkenness. The term has been applied to the large root of certain proprietary cures for the same disease.

Jaggery [H. Ind.]. The name given to a variety of East Indian diu sugar, sometimes refined. It is commonly consumed in the country of its production.

Jail-fever. Synonym of *Prison fever*, *q. v.*
v. Jaksch's Disease. Pseudo-leukocythemia of infants.

Jalap. **Jalapa** [Sp. *jalapa* or *jalapa*] [named from Jalapa, a city of Mexico]. The tuber of *Ipomoea* [L.] [Cult. in the West. I.], properties due to two resins, jalapin and jalapic acid. It is an active hydragogue cathartic, especially useful in combination with calomel. **J. Abstractum**, an ingredient of pil. cathartica comp. [Dose gr. v. Unof. **J. Ext.** Dose gr. v-xv. **J. Resina**, prepared from the tincture by water. [Dose gr. xv. **J. Pulv., Comp.**, contains jalap 35, [part of the dose] 5. Dose gr. x-5]. **J. Tinct.** [Dose ʒss-ʒss.]

Jalapin [from *Jalap*, a city of Mexico], [H. Ind.]. A gummy resin from *Crotalaria orizabensis* [L.] [Cult. in the West. I.], properties due to convolvulin; it is a very active hydragogue cathartic. [Dose gr. v. Unof. **J. Tinct.**, an irritant hydragogue cathartic. [Dose gr. v. Unof.]

Jamaica [W. Indies]. An island of the West Indies. **J. Dogwood.** See *Prickly*. **J. Kino.** See *Kino*.

Jamaica [W. Indies]. Same as *Berberin*.

Jambesia [Fr., *jambou*]. A genus of plants of the S. Asia tropics. The bark of *J. aquea*, *J. domestica*, and *J. vulgaris* is astringent; the fruit of *J. domestica* is edible; the fruit and leaves of *J. domestica* are aromatic. Unof.

Jambu assu [H. Ind.]. The root of *Albizia julibrissin* [L.] [Cult. in the East. I.]. It is thought to have hydragogue properties, but its properties are not known. [Dose gr. x. Unof.]

Jambou [Fr., *jambou*]. The dried and powdered seed of *Canarium umbelliferum*, a shrub of the S. Asia tropics, growing in Western India. It is used in the treatment of the diarrheas of children, and is said to contain a large amount of sugar. [Dose gr. ij-x. Unof.]

James's Pills [Fr., *James's*]. A name given to the pills of James's Powder, containing opium and myrrh. **J.'s Powder** [Fr., *James's*]. A name given to the pills of James's Powder.

Jamestown Weed [Fr., *Jamestown*]. A name given to the weed of Jamestown.

Janosik's Embryo. A human embryo described by Janosik as having two gill-pouches and three aortic arches.

Janus, or **Janiceps** (*jan'-nus* or *jan'-is-eps*) [*Janus*, a two-faced divinity; *caput*, head]. A syncephalic monstrosity with two faces.

Japan (*jap'-an'*) [Chin., *Jih-pun*]. An island on the eastern coast of Asia. **J. Colors.** See *Pigments*, *Colors*, and *Dye-stuffs*. **J.-black.** See *Pigments*, *Colors*, and *Dye-stuffs*. **J. Lacquer.** Same as *J.-black*. **J. Wax**, a wax obtained by boiling the berries of several trees of the genus *Rhus*, from incisions in the stems of which flows the famous Japan lacquer varnish. It is properly a fat, as it consists almost entirely of glyceryl palmitate. Its specific gravity is .999 and its melting-point 120° F. (49° C.). When freshly broken, the fractured surface is almost white or slightly yellowish-green and the odor tallow like. It is used for mixing with beeswax in the manufacture of candles and wax matches.

Japanese (*jap'-an-iz'*) [*Japan*, an island on the east coast of Asia]. Pertaining to Japan or its inhabitants. **J. Method of Resuscitation**; it consists in drawing forward the tongue and making rapid passes with paper fans soaked in water and aqua ammoniac. The object is to get as much of the vapor of ammonia into the lungs as possible. This method is also called *Japanese Fanning*. **J. Fanning.** See *J. Method of Resuscitation*. **J. Hot-box**, a device for applying dry-heat to a part, as the eyes.

Jar [Pers., *jarrah*, a little cure]. A small earthen or glass vessel without handle or spout. **J., Leyden**, an electric condenser consisting of a glass jar lined, externally and internally, in its lower two-thirds with tin. See *Leyden*.

Jargon (*jar'-gon*) [ME., *jargoun*, chattering]. Confused, unintelligible talk; gibberish; babble; characteristic of some forms of idiocy and insanity.

Jargonize (*jar'-gon-iz*) [ME., *jargoun*, chattering]. To utter unintelligible sounds.

Jarich's Ointment. An ointment containing pyrogallac acid, ʒj, and lard, one ounce.

Jarjavay's Muscle. See *Muscles*, *Table of*.

Jasmine (*jas'-min*) [Pers., *yasmin*, jasmine]. See *Jasminum*. **J.-yellow.** See *Gelsemium*.

Jasminum (*jas'-min-um*) [Pers., *yasmin*, jasmine]. A genus of oleaceous plants, mostly of tropical old-world origin; jasmine. Many of the species are cultivated for their fragrant flowers, and for their essential oil. Some of the species are vermifuge, others lactifuge, and still others are used in the treatment of skin-diseases. Unof.

Jatropa (*jat'-ro-fak*) [*ιατροφα*, a physician; *τροφή*, nourishment]. A genus of euphorbiaceous plants having irritant, cathartic, and emetic properties. See *Barbadoes Nut* and *Tapioca*. **J. macrorrhiza**, the root of a plant indigenous to Mexico and the Southern United States, possessed of alterative and cholagogue properties; in large doses it is a hydragogue cathartic and emetic. Dose of the fluid extract ʒss-ij. Unof. **J. Oil**, the oil of the Barbadoes nut.

Jaundice (*javou'-dis*) [Fr., *jaunisse*, yellowness]. A condition arising from obstruction of the biliary passages. It is characterized by a yellowish coloration of the skin, and may be associated with languor, malaise, nausea, vomiting, itching of the skin, diarrhea or constipation, clay-colored stools, slow pulse, and depression of temperature. Certain of the secretions of the body also are discolored, as the urine. **J., Acute Febrile.** See *Will's Disease*. **J., Acute Infective.** See *Will's Disease*. **J., Black**, an extreme degree of jaundice. **J., Blue**, a synonym of *Cyanosis*. **J., Hema-**

togenous, the yellowish discoloration of the skin, resulting from disorganization of the red blood-corpuscles. **J., Hemafecal**, jaundice associated with bloody stools. **J., Hepatogenic.** See *Hepatogenic*. **J., Malignant**, acute yellow atrophy of the liver. **J., White.** Synonym of *Chlorosis*.

Jaune (*zhon*) [Fr.]. Yellow. **J.-brilliant.** Same as *Cadmium-yellow*.

Java Tea. The leaves of *Orthosiphon stamineus*, the infusion of which is reputed to be diuretic in doses of ʒj-ij. See *Orthosiphon*.

Javelle's Water. A solution of potassium or sodium hypochlorite.

Jaw [ME., *jawe*, jaw]. See *Maxilla*. **J.-bone**, a maxilla, especially the inferior maxilla. **J.-disease**, a term for phosphorus-necrosis. **J.-jerk**, a tendon reflex obtained by suddenly depressing the lower jaw. See *Reflexes, Table of*. **J.-less**, without jaws. **J., Lock**, or **Locked.** See *Trismus*. **J., Lumpy**, actinomycosis of cattle. **J.-pocking**, a Scottish term for *Wattles*, *q. v.* **J.-tooth**, a molar tooth.

Jaws (*jawz*). See *Maxillary Bones*.

Jealousy (*jel'-us-e*) [ME., *jalous*, jealous]. A feeling of resentful suspicion caused by belief in the rivalry of another person in the love or favor of one's husband or wife. When excessive, unreasonable, or abnormal, it may be looked upon as a symptom of insanity.

Jecinorous (*jes-in'-or-us*) [*jecur*, *jecoris*, liver]. Hepatic.

Jecoral (*jek'-or-al*), **Jecorary** (*jek'-or-a-re*), **Jecorose** (*jek'-or-os*) [*jecur*, *jecoris*, liver]. Hepatic; relating to the liver.

Jecorin (*jek'-or-in*) [*jecur*, *jecoris*, liver], $C_{105}H_{156}N_3SP_3O_{46}$. A complex body found by Drechsel in the liver-substance. In its properties it somewhat resembles lecithin, but it reduces Fehling's solution. It occurs also in the spleen, muscle, brain, etc.

Jecur (*je'-ker*) [L.]. The liver. **J. aselli**, the liver of the cod-fish. **J. lardaceous**, waxy or lardaceous liver.

Jeffersonia (*jeff-er-son-ia*) [after Thomas Jefferson, a president of the U. S.]. A genus of berberidaceous plants. **J. diphylla**, a N. American berberidaceous plant, useful in rheumatism, and a good substitute for senega. It is tonic and in large doses expectorant; it is also called *rheumatism-root* and *twin-leaf*. See *Twin-leaf*. Unof.

Jeffries, Bacillus of. See *Bacteria, Synonymatic Table of*.

Jejunal (*je'-u-nal*) [*jejunus*, dry]. Pertaining to the jejunum.

Jejunitas (*je'-ju-nit-as*) [L.]. Fasting.

Jejunitis (*je'-u-nit-is*) [*jejunus*, dry; *τις*, inflammation]. Inflammation of the jejunum.

Jejunium (*je'-ju-ni-um*) [L., *pl.*, *jejunia*]. A fast.

Jejuno-colostomy (*je'-u-no-ko-los'-to-me*) [*jejunus*, dry; *κόλον*, colon; *στόμα*, mouth]. The surgical formation of an artificial passage between the jejunum and the colon.

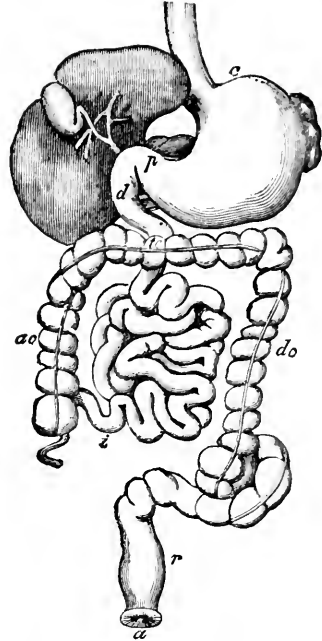
Jejuno-ileitis (*je'-u-no-il-e-i'-tis*) [*jejunus*, dry; *εἰλεν*, to roll; *τις*, inflammation]. Inflammation of the jejunum and the ileum.

Jejuno-ileostomy (*je'-u-no-il-e-os'-to-me*) [*jejunus*, dry; *εἰλεν*, to roll; *στόμα*, mouth]. The surgical formation of an artificial communication between the jejunum and the ileum.

Jejunostomy (*je'-u-nos'-to-me*) [*jejunus*, dry; *στόμα*, mouth]. The making and maintenance of an artificial opening through the abdominal wall into the jejunum. The operation is designed to permit the introduction of food in cases of carcinoma of the pylorus and similar affections.

Jejuno-typhoid (*je'-u-no-ti'-foid*) [*jejunus*, dry; *τιφος*, smoke; *εἶδος*, likeness]. Typhoid fever with involvement of the jejunum or its glands.

Jejunum (*je'-u-num*) [*jejunus*, dry, empty, because thought to be empty after death]. The two-fifths of



c. Cardiac, *p.* Pyloric parts of stomach. *d.* Duodenum. *i.* Jejunum and ileum. *ac.* Ascending, *tc.* transverse, and *dc.* descending colon. *r.* Rectum. *a.* Anus.

the small intestine extending between the duodenum and the ileum. Also a synonym of *Fasting*.

Jelly (*jel'-e*) [*gelare*, to freeze]. In pharmacy, a soft, non-viscid, but somewhat elastic substance, of which hydrated gelatin is the best example. Domestic fruit-jellies consist of the inspissated juice of the fruit, with one or two parts of sugar, together with the natural mucilage of the seeds of the fruit. Many of the imported jellies sold in the United States contain no fruit-juice, being for the greater part ordinary animal gelatin acidified with tartaric acid, and flavored artificially. **J., Glycerin.** See *Mounting-media*; also, *Glycerin-jelly*. **J., Wharton's.** See *Wharton*.

Jennerian (*jen-er'-e-an*) [after Jenner, an English physician]. Pertaining to Jenner, or to the theory or practice of vaccination.

Jensen's Fissure. See *Fissures, Table of*.

Jequiritin (*jek-i'-it-in*). A soluble active principle obtained from jequirity seeds. See *Abrus*.

Jequirity (*jek-i'-it-e*). See *Abrus*.

Jerk [origin uncertain]. See *Chin-jerk*, *Elbow-jerk*, *Jaw-jerk*, *Knee-jerk*, *Toe-jerk*, etc. **J.-finger.** See *Spring-finger*.

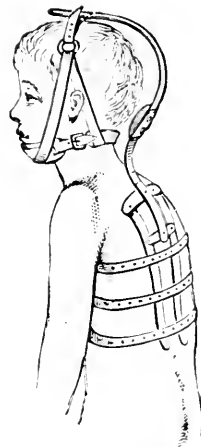
Jerkers (*jek'-ers*). See *Jumpers*.

Jerks [origin uncertain]. A form of hysteric and almost maniacal agitation, accompanied by sudden distortions of the body. It has been epidemic in certain seasons of unusual religious excitement.

Jersey Tea. See *Red-root*.

Jervin (*je'-vin*) [*jerva*, green hellebore-root], $C_{26}H_{37}NO_3$; a poisonous, crystalline alkaloid found in varieties of veratrum.

- Comp.**, the gin of commerce; oil of juniper 8, oil of caraway 1, oil of fennel 1, alcohol 1400, water q. s. ad 5000 parts. Dose ʒss-j. **J. oxycedrus** affords oil of cade, *q. v.* See also *Sabina*. Oil of Cade, a tar obtained by the distillation of juniper-wood; it is sometimes used externally in eczema and psoriasis. Unof.
- Junk** [Port., *junco*, a rush]. In surgery, a quilted cushion forming a sling in which to suspend a fractured limb. It was formerly made of rushes or reeds.
- Junker's Inhaler.** See *Anesthetic*.
- Junket** (*junk'-et*) [ME., *junket*, a rush]. Curds and whey; a delicacy for invalids, prepared by taking ½ pint of fresh milk heated to an agreeable temperature, adding 1 teaspoonful of rennet or essence of pepsin, and stirring well. Let the mixture stand till curdled, and serve with sugar and nutmeg.
- Junod's Boot.** A boot-shaped case, usually of stiff leather, made to enclose the leg so that, the air being exhausted, the blood vessels and tissues of the limb are dilated by the excess of blood. It has been employed to relieve inflammation and congestion of the viscera.
- Jurema** (*ju-re'-mah*) [Braz.]. A leguminous Brazilian tree, *Stryphnodendron jurema*. Its bark is astringent, and is said to be narcotic. Unof.
- Juriballi** (*ju-rib-al'-e*) [W. Ind.]. A name for several meliaceous trees and their astringent and antipyretic bark, among which are *Trichilia moschata*, *Soymida febrifuga*, and *Khaya senegalensis*.
- Jurisprudence** (*ju-ris-pru'-dens*) [*jus*, law; *prudencia*, skill]. The science of the interpretation and application of the law. **J., Medical**, the application of medical knowledge to the principles of common law.
- Jurubeba** (*ju-ru-be'-bah*) [Braz.]. The leaves and juice of a shrub, *Solanum insidiosum*, indigenous to Brazil. It is an alterative, tonic, diuretic, and drastic cathartic. Dose of the fluid extract gr. j-v. Unof.
- Jury** (*ju'-re*) [*jurare*, to swear]. A body of men legally appointed to determine the guilt or innocence of a prisoner, or to determine the facts in judicial inquiries. **J.-leg**, a wooden leg. **J. of Matrons**, a body of twelve matrons, formerly empaneled in England to determine if a murderess, for whom such plea was made, were pregnant. **J.-mast**, a steel shaft with curved iron rods attached, sometimes employed to support the head in disease of the upper vertebrae: it is mainly used in connection with Sayre's treatment of spondylitis. See annexed illustration.
- Jus** (*ju's*) [L.]. See *Juice*, and *Jusculum*.
- Jusculum** (*ju's'-ku-lum*) [L., a decoction]. A soup or broth; gruel or porridge.
- Jusetmond's Arsenical Powder.** A preparation of arsenic used in various skin-affections. It consists of sulphuretted antimony, 16 parts; arsenious acid, one part. These are melted in a crucible, and, when cold, the mass is reduced to a powder, and five parts of extract of opium are added.
- Justicia** (*jus-tis'-e-ah*) [named from a Mr. Justice, a botanist]. A genus of acanthaceous herbs and shrubs. **J. adhatoda** is antispasmodic and febrifuge. **J. ecbolium** is anti-icteric, diuretic, and deobstruent. **J. echioides**, diuretic. **J. gendarussa**, diaphoretic. **J. pectoralis** is bheic and stomachic. Unof.
- Justo-major Pelvis** (*jus'-to-maj'-jor*). See *Pelvis, Female, Deformities of*.
- Justo-minor Pelvis.** See *Pelvis, Female, Deformities of*.
- Jute** (*jut*) [Beng., *jüt*, matted hair]. The bast fiber of two species of the genus *Corchorus*, grown chiefly in India and Ceylon. The fibers have a length of 2.5 meters, or even more, are of a yellowish-white color, and have a fine luster. Jute contains no free cellulose, but consists of bastose. When treated with iodine and sulphuric acid, it yields a deep-brown color.
- Juventia** (*ju-ven'-she-ah*) [L., "aiding"]. Adjuvant remedies or medicines. See *Adjuvant*.



JURY-MAST. (Sayre.)

Juventus (*ju-ven'-tus*) [*juvenis*, young]. A term formerly applied to that period of life between the ages of twenty-five and thirty-five years.

Juxtaposition (*juks-tah-po-zish'-un*) [*juxta*, near; *positio*, position]. Situation adjacent to another; the act of placing near; apposition.

K

K The symbol of *Kanamycin*, or its more commonly used equivalent, *Pentacin*.

K. or **Ka.** In chemistry, the abbreviation of *Kanamycin*, *potassium*.

Kaater's Method. A method of staining tubercle bacilli. See *Staining*.

Kabbalistic, Cabalistic [*Heb.*, *qabala*]. A system of mysticism, or the kabbala, which is employed in the treatment of diseases by supernatural means.

Kainin [*Ar.*, *كائين*; English, dreamy enjoyment; Sanskrit, *kaishika*]. A gas follows the use of certain narcotics and opium, or hashish.

Kairin [*Ar.*, *كائرين*, the night time], $C_{10}H_{11}NO_2 \cdot H_2O \cdot H_2O$. An artificial alkaloid prepared from shikonin. It is valued as a powerful antipyretic; it causes profuse perspirations and emesis; its use is limited by the danger of collapse. Its general properties resemble those of antipyrin. *Dose*, gr. ij-ss to i.

Kairocollin [*Ar.*, *كائروكولين*, the night time; *ka'ra*, *كرا*, $C_8H_9NO_2$]. An artificial alkaloid prepared from shikonin.

Kairolin, or **Kairolina** [*Ar.*, *كائرولين*, or *كائرول-ناح*] [*Ar.*, *كائرولين*, the night time], C_8H_9N . Methylquinolin base. An antipyretic resembling kairin, but less effective.

Kakke [*Jap.*, *脚気*, Chinese for "leg disease"]. Epidemic disease consisting of multiple neuritis, or beriberi, as in the East Indies and Southern Asia.

Kako- [*Jap.*, *何*, See *Chemistry*].

Kakodyl [*Jap.*, *何色*]. See *Chemistry*.

Kakosmia [*Gr.*, *κακός*, See *Chemistry*].

Kakotrophia [*Gr.*, *κακός*, *τροφία*. See *Chemistry*].

Kaladana [*Ar.*, *كالادنا*] [origin unknown]. An East Indian medicinal resinous plant, *Leucaena Pharbitis* nil. It is a native of India and good cathartic. *Dose* of the powder, ʒss-ʒi; of the resin, gr. iv-vij.

Kalanchoe [*Gr.*, *καλανχώη*] [Chinese]. An East Indian medicinal plant. The leaves are used in the form of decoction for sores and boils, the juice as an antipyretic.

Kali [*Ar.*, *كالي*] [*Ar.*, *كالي*, potash]. Potassium, **K-blue**. Same as *Blue India*.

Kalidium [*Gr.*, *καλιδμ*] [*Ar.*, *كاليديم*, dim. of *kalān*, cot., *gr. vj*, *كاليديم*]. In biology, the spore-capsule of a bacterium.

Kaligenous [*Gr.*, *καλινος*] [*Ar.*, *كاليجن*, *potash*, *potash*, *potash*]. Pertaining to the production of potassium.

Kaligraph [*Gr.*, *καλιγραφος*] [*Ar.*, *كاليغراف*, beautiful, *graphos*, to write]. A pen instrument for the use of those afflicted with tremor. It is essentially a pantograph, but the joints connecting the pen with the holder are very large at one end and very small at the other, so that the pen is of normal size at another.

Kalimeter [*Gr.*, *καλιμετρος*]. See *Thermometer*.

Kalimetry [*Gr.*, *καλιμετρία*]. See *Thermometry*.

Kaline [*Gr.*, *καλινος*]. See *Potash*.

Kalisava [*Ar.*, *كاليساوا*]. See *Chemistry*.

Kalium [*Lat.*, *kalium*]. A synonym of *Potassium*, *q. v.*

Kalnia [*Gr.*, *καλνία*]. Peter Kalm, an explorer. The name of a species of plant, broad leaved shrub, *Calnia*, a native of the mountains of *Kalmukia*, a province of the Russian Empire in the United States, and is a native of the mountains of *Kalmukia*, a province of the Russian Empire. It has astringent properties. *Dose*, gr. i-ʒss. *Unof.* **K.**

angustifolia, like the foregoing, is poisonous. Its decoction is a popular remedy for sores and ulcers, to which it is applied hot. *Unof.*

Kalmuck Type. See *Idiocr, Ethnic*.

Kamala (*kam-a'-lah*) [*Hind.*, *kamila*]. *Rottlera*. The glands and hairs from the capsules of *Mallotus philippensis* (*Rottlera tinctoria*), native to Southern Asia and Abyssinia. It is a purgative and anthelmintic, much used for the expulsion of lumbricoid and other parasitic worms. *Dose* ʒj-ʒj of an ʒvj to ʒxvj alcoholic tincture.

Kambi (*kam'-be*) [*E. Ind.*]. An aromatic gum, like elemi, from *Gardenia lucida*, a plant of India. *Unof.*

Kamela (*kam-e'-lah*) or **Kamila** (*kam-e'-lah*). See *Kamala*.

Kammerer and Giacomi's Apparatus. An apparatus for air-analysis.

Kanarin (*kan'-ar-in*), $C_5N_3HS_3$. A substance obtained from KCNS by electrolysis; it is probably identical with pseudo-cyanogen sulphid, and is employed as a yellow or orange dye for wool, not requiring a mordant.

Kandahar Sore (*kan'-da-har*). See *Furunculus orientalis*.

Kandelia (*kan-de'-le-ah*) [*E. Ind.*, *kandel*]. A rhizophoreaceous plant found in the Malay Islands. **K. rheedii**, a small tree found in India, where its bark, mixed with dried ginger, or pepper and rose-water, is used in diabetes. *Unof.*

Kandol (*kan'-dol*). A volatile constituent of coal-tar, proposed as a local anesthetic. Its rapid evaporation freezes the superficial tissues. It is possibly identical with rhigolene, *q. v.* *Unof.*

Kangaroo Method (*kang-gar-oo'*). H. C. Wood's term for the method of treating disease by giving, at short intervals, powerful remedies whose influence is short-lived. **K. Tendon**, a material derived from the tail of *Macropus giganteus*, the great kangaroo. It is used in surgery for ligatures. See *Ligature*.

Kanten (*kan'-ten*) [*Jap.*]. A variety of agar-agar, or Japanese sea-weed isinglass, used in the arts, and as a food.

Kaolin (*ka'-o-lin*) [*Chin.*, *kaoling*, "high ridge"]. White clay, China clay. The silicate of aluminum, obtained from the decomposition of felspar. It is sometimes used as a protective application in eczema. **K.**, *Ung.*, i in ʒ, allays irritation if applied to abraded skin. *Unof.*

Kaposi's Disease. See *Atrophoderma pigmentosum*, and *Xeroderma pigmentosum*; also, *Diseases, Table of*. **K.'s Ointment**, an ointment used in the treatment of scabies. It consists of naphthol, 40 grains; green-soap, 2½ drams; prepared chalk, ½ dram; lard, ½ ounce. It is also called the compound naphthol-ointment.

Kappeler's Method. See *Anesthetic*.

Karabic Acid (*kar'-ab-ic*). See *Acid, Succinic*.

Karakin (*kar'-ak-in*) [*N. Zeal.*, *karaka*]. A white crystalline body, apparently a glucosid, obtained from the nuts of the karaka (*Corynocarpus levigata*). It is an intensely bitter, crystalline body, soluble in water, alcohol, and alkalis, insoluble in ether and chloroform, and melts at 100° C.

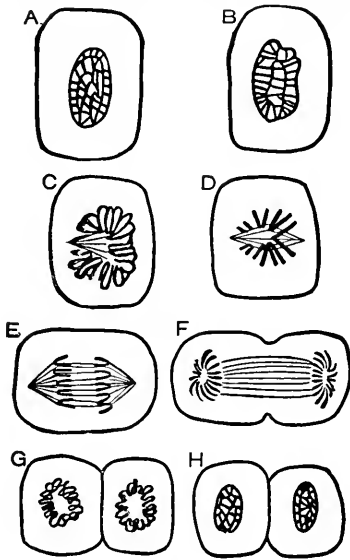
Kardio- (*kar'-dio-*). See *Cardio-*.

Karlinski, Bacillus of. See *Bacteria, Synonymatic Table of*. **K.**, *Proteus of.* See *Bacteria, Synonymatic Table of*.

Kartulis, Bacillus of. See *Bacteria, Synonymatic Table of*.

Karyogamic (*kar-e-o-gam'-ik*) [*κάρων*, nucleus; *γάμος*, marriage]. Pertaining to the blending of nuclei, as in reproduction.

Karyokinesis (*kar-e-o-kin-e'-sis*) [*κάρων*, a nut (nucleus); *κίνησις*, movement, change]. A complicated series of changes accompanying the maturation of the ovum and the extrusion of the polar globule; indirect or nuclear cell-division, characterized by a radiate arrangement of the protoplasm immediately about the "centrosome" and the "sphere of attraction" at one pole, but outside of the nucleus, and following the division of the "sphere of attraction" into two halves of clear protoplasm; also, by changes in the nucleoplasm, the chromatin becoming granular and



KARYOKINESIS.

A. Nuclear reticulum, resting stage. B. Preparing for division. C. Wreath stage. D. Monaster with achromatic spindle. E. Barrel or pithode stage, or metakinesis. *i. e.*, chromatin-fibrils traveling along the achromatic spindle toward the poles. F. Diaster. G. Daughter-wreath stage. H. Daughter-cells passing to resting-stage.

arranged as a transverse band or disc, while the achromatin is transformed into threads (*karyomita*), forming a spindle-shaped structure (*nuclear, spindle, barrel-form, pithos*), stretching between the two astral systems, or suns. The entire arrangement, central disc, spindle, and the two suns, constitutes the so-called amphiaster, or diaster, and, in connection with the production of the polar globules, the archiamphiaster. The groups of the V-shaped chromatin-grains, produced by the division of the central disc, are then translated to the ends of the spindles, and form two polar crowns (*Carnoy's couronne polaire, the wreaths, rosets, spirems*); the spindle-threads break and are drawn toward the polar crowns, and two daughter-nuclei result.

Karyokinetic (*kar-e-o-kin-e'-ik*) [*κάρων*, nucleus; *κίνησις*, motion]. In biology, applied to the active stages of nuclei.

Karyolysis (*kar-e-ol'-is-is*) [*κάρων*, nucleus; *λύειν*, to loose]. The segmentation of the nucleus of the cell.

Karyolytic (*kar-e-o-lit'-ik*) [*κάρων*, nucleus; *λύειν*, to loose]. Relating to karyolysis.

Karyomita (*kar-e-o-mit'-ah*) [*κάρων*, nucleus; *μίτος*, a thread]. In biology, the achromatin-threads forming the nuclear spindle in a dividing or active nucleus.

Karyomitoic (*kar-e-o-mit'-ik*) [*κάρων*, nucleus; *μίτος*, a thread]. Relating to karyomitoic.

Karyomitoma (*kar-e-o-mit'-o'-mah*). See *Cell-body*.

Karyomiton (*kar-e-om'-it-on*). See *Chromatin*.

Karyomitosis (*kar-e-o-mit'-o'-sis*) [*κάρων*, nucleus; *μίτος*, a thread]. The division or splitting of the nuclear mass of chromatin-fibers.

Karyomitoic (*kar-e-o-mit'-o'-ik*) [*κάρων*, nucleus; *μίτος*, a thread]. Relating to karyomitosis.

Karyoplasm (*kar'-e-o-plazm*) [*κάρων*, a nut, kernel; *πλάσμα*, anything formed]. In biology, the nuclear substance of a cell. See *Chromatin*.

Karyoplasma (*kar-e-o-plaz'-mah*). Same as *Karyoplasm*.

Karyosoma (*kar-e-o-so'-mah*) [*κάρων*, nucleus; *σώμα*, a body, *pl.*, *Karyosomata*]. A nuclear microsoma; a round body resembling a nucleolus, contained in the segmentation-nucleus of the ovum.

Karyostasis (*kar-e-ol'-ta-sis*) [*κάρων*, nucleus; *στάσις*, a stoppage]. The resting-stage of nuclei of cells. It is opposed to karyokinesis.

Karyostatic (*kar-e-o-stat'-ik*) [*κάρων*, nucleus; *στάσις*, a stoppage]. Pertaining to karyostasis.

Karyostenosis (*kar-e-o-ste-no'-sis*) [*κάρων*, a nucleus; *στενός*, narrow; *στενώνω*, to make narrow]. The simple division of the nucleus of a cell. This process is called also *akinetic*, or *direct division*.

Kassu (*kas'-oo*) [E. Ind.]. A black astringent substance obtained from areca nuts, and used for the same purpose as true catechu.

Kata- (*kat'-ah-*). For words thus beginning, and not found under K., see *Cata-*.

Katabolergy (*kat-ab-ol'-er-je*). See *Catabolergy*.

Katabolic (*kat-ab-ol'-ik*). See *Catabolic*. **K. Nerves**, thermo-excitatory, as distinguished from *anabolic*, or thermo-inhibitory, nerves.

Katabolism (*kat-ab'-o-lizm*). See *Catabolism*.

Katacrotic (*kat-ak-rol'-ik*). Same as *Catacrotic*.

Katadicrotic (*kat-ah-di-krol'-ik*). See *Catadicrotic*.

Katadicrotism (*kat-ad-ik'-rot-izm*). See *Catadicrotism*.

Katadidymus (*kat-ad-id'-im-us*). See *Catadidymus*.

Katalepsy (*kat'-al-ep-se*). See *Catalepsy*.

Katalysis (*kat-al'-is-is*). See *Catalysis*.

Katantostomus (*kat-an-to-sto'-mus*). See *Catantostomus*.

Katanturaniscus (*kat-an-tür-an-is'-kus*). See *Catanturaniscus*.

Katanturanus (*kat-an-tür'-an-us*). See *Catanturanus*.

Kataplasm (*kat'-ap-lazm*). See *Poultice*.

Katastate (*kat'-as-tät*). See *Catastate*.

Katatonie (*kat-at-o'-ne-ah*). See *Catatonie*.

Katelectrotonic (*kat-el-ek-trol'-ton'-ik*). See *Catelectrotonic*. **K. Zone**. See *Zone*.

Katelectrotonus (*kat-el-ek-trol'-o-nus*). See *Catelectrotonus*.

Katharophore (*kath-ar'-o-för*) [*καθαρός*, clean; *φορέειν*, to carry]. An instrument for cleansing the urethra.

Katharsis (*kath-ar'-sis*). See *Catharsis*.

Kathetometer (*kath-et-om'-et-er*) [*κατά*, against; *μέτρον*, measure]. An instrument for ascertaining the level of fluids.

Kathion (*kath'-e-on*). See *Cation*.

Kathode (*kath'-od*) [*κατά*, down; *ὁδός*, path]. The negative pole of a galvanic battery.

Kathodic (*kath-od'-ik*) [*κατά*, down; *ὁδός*, path].

Pertaining to the kathode or negative pole of a galvanic battery. In biology, turned in the opposite direction to that of the genetic spiral.

K. Closure-contraction, the muscular contraction occurring when the circuit is closed with the rheophore on a motor point.

K. Opening-contraction, the muscular contraction that occurs when the circuit is opened.

of the cornea, after loss of the superficial lamina. It differs from staphyloma in the absence of perforation, and in the non-involvement of the iris.

Keratectomy (*ker-at-ek'-to-me*) [*κέρως*, horn, cornea; *ἐκτομή*, a cutting out]. Surgical excision of a part of the cornea.

Keratiasis (*ker-at-i'-as-is*) [*κέρως*, horn]. A morbid condition characterized by the growth of horny excrescences.

Keratic (*ker-at'-ik*) [*κέρως*, horn]. Horny.

Keratin (*ker'-at-in*) [*κέρως*, horn]. The basis of horny tissues, hair, nails, feathers, etc. It is a mixture of various complex substances. Decomposed, it yields leucin and tyrosin. It is used in pharmacy.

Keratinian (*ker-at-in'-e-an*) [*κέρως*, horn]. Relating to keratin or to the cornea.

Keratinization (*ker-at-in-iz-a'-shun*) [*κέρως*, horn].
1. The development of a horny quality in a tissue.
2. The coating of pills with keratin.

Keratitis (*ker-at-i'-tis*) [*κέρως*, cornea; *ίτις*, inflammation]. Inflammation of the cornea. **K.**, **Asthenic**. See *K.*, *Phlyctenular*. **K.**, **Astigmatic**, a form of keratitis said to be due to uncorrected astigmatism. **K. bullosa**, the formation of large or small blebs upon the cornea of an eye, the seat of iridocyclitis, interstitial keratitis, or glaucoma. **K.**, **Circumscribed**, limited to a part of the cornea. **K.**, **contagiosa**, a contagious, suppurative variety occurring in cattle. **K.**, **Cretaceous**, a calcareous infiltration of the corneal epithelium. **K.**, **Deep**. See *K. profunda*. **K.**, **Diffuse**. See *K.*, *Interstitial*. **K.**, **Dotted**. See *K. punctata*. **K.**, **Fascicular**, a form of phlyctenular keratitis in which one of the ulcers, originally formed at the margin of the cornea, creeps across its surface, followed by a leash of distended blood-vessels. **K.**, **Granular**, due to conjunctival granulations; pannus. **K.**, **Herpetic**, characterized by the formation of small vesicles on the cornea, which ulcerate and then heal. Relapses are common. **K.**, **Hypopyon**, an ulcerative form accompanied by the formation of pus in the anterior chamber. **K.**, **Inherited**. See *K.*, *Interstitial*. **K.**, **Interstitial**, a form of keratitis in which the entire cornea is invested with a diffuse haziness, almost completely hiding the iris. The surface of the cornea presents a ground-glass appearance. Later, from ciliary injection, blood-vessels form in the superficial layers of the cornea, and produce a dull-red color, the "salmon patch" of Hutchinson. The entire cornea may become cherry-red. The disease is most frequent between the ages of five and fifteen, and occurs in syphilitic individuals. **K. maculosa**. See *K. superficialis punctata*. **K.**, **Marginal**, a form of phlyctenular keratitis in which the phlyctenules are arranged around the margin of the cornea. **K. marginalis**, a rare form of keratitis that must not be confounded with the marginal form of phlyctenular keratitis. It occurs in elderly people, and consists of a yellowish-gray zone of opacity immediately joining the sclera, which pushes into the clear cornea and occupies about one-half the circumference. **K. neuroparalytica**, keratitis following paralysis of the fifth nerve. It does not usually occur in partial paralysis of the nerve. Its cause is loss of trophic influence, aided by mechanical irritation and drying of the cornea. **K. of Reapers**, a traumatic form due to irritation of the cornea of reapers by beards of grain. **K. pannosa**, a superficial form in which blood-vessels develop beneath and in the epithelium. The latter undergoes hyperplasia and becomes in part opaque. **K.**, **Parenchymatous**. See *K.*, *Interstitial*. **K.**, **Phlegmonous**. See *K. purulenta*. **K.**, **Phlyctenular**, a disease of the eye

characterized by the formation upon some portion of the cornea of small papules or pustules, often associated with the formation of a similar lesion upon the conjunctiva. It is marked by much local congestion, lachrymation, and intense photophobia. The papules may develop into ulcers. **K. profunda**, an unusual form of keratitis characterized by the formation of a gray opacity in the center of the cornea, covered by superficial and stippled corneal layers. **K. punctata**.

1. A secondary affection of the cornea in association with affections of the iris, choroid, and vitreous. It is characterized by the formation of opaque dots, generally arranged in a triangular manner upon the posterior elastic lamina of the cornea. It is sometimes designated as *Descemetitis*. 2. Also a term given to an inflammatory affection of the cornea in which isolated white spots appear in Descemet's membrane, surrounded by cloudy areas. It occurs in children before puberty, and is probably syphilitic. **K. purulenta**, accompanied by the formation of pus. **K.**, **Pustular**. See *K.*, *Phlyctenular*. **K.**, **Rheumatic**, occurring in a rheumatic subject. **K.**, **Ribbon-like**, a name applied to the formation of a transverse calcareous film on the cornea, especially in elderly people. It is usually symmetric, and occurs chiefly in men of the gouty diathesis. **K. scrofulosa**. See *K.*, *Interstitial*. **K.**, **Secondary**, due to disease of other parts. **K.**, **Specific**. See *K.*, *Interstitial*. **K.**, **Strumous**. See *K.*, *Phlyctenular*, and *K.*, *Interstitial*. **K. subepithelialis centralis**. See *K. superficialis punctata*. **K. superficialis punctata**, a disease of the cornea associated with severe conjunctivitis and with catarrh of the respiratory tract. In two or three days punctiform or linear spots appear immediately beneath the epithelium, the overlying conjunctiva being slightly hazy. It is also called *K. subepithelialis centralis*, and *K. maculosa*. **K. suppurativa**. See *K. purulenta*. **K.**, **Sympathetic**, that following inflammation of the other eye. **K.**, **Syphilitic**. See *K.*, *Interstitial*. **K. tænulosa**. See *K.*, *Phlyctenular*. **K.**, **Trachomatous**. See *Pannus*. **K.**, **Traumatic**, that consequent upon wounds or other injury of the cornea. **K. ulcerosa**, a form in which one or more ulcers involving part of the cornea are present. **K. variolosa**, that occurring in smallpox. It is purulent and often arises from a corneal pustule. **K.**, **Vascular**, a superficial vascularity of the cornea occurring in pannus, etc. **K.**, **Vesicular**. See *K.*, *Phlyctenular*.

Keratocoele (*ker'-at-o-sel*) [*κέρως*, cornea; *κῆλη*, tumor]. A hernia of Descemet's membrane through the cornea.

Keratochromatosis (*ker-at-o-kro-mat-o'-sis*) [*κέρως*, horn; *χρῶμα*, color]. Discoloration of the cornea.

Kerato-conjunctivitis (*ker'-at-o-kon-junk-tiv-i'-tis*) [*κέρως*, horn, cornea; *conjunctivitis*, connecting; *ίτις*, inflammation]. Simultaneous inflammation of the cornea and the conjunctiva.

Kerato-conometer (*ker-at-o-ko-nom'-et-er*) [*κέρως*, cornea; *κῶνος*, cone; *μέτρον*, mea-sure]. An instrument for estimating astigmatism by the images reflected from the cornea.

Keratocoanus (*ker-at-o-ko'-nus*). See *Keratoglobus*.

Keratode (*ker'-at-od*) [*κέρως*, horn; *εἶδος*, like]. The horny substance composing the skeleton of certain sponges.

Keratodeocoele (*ker-at-od'-e-o-sel*). See *Keratocoele*.

Keratodeonyxis (*ker-at-od-e-o-niks'-is*). See *Keratonyxis*.

Keratoderma (*ker-at-o-der'-mah*) [*κέρως*, horn; *δέρμα*, skin]. 1. The cornea. 2. A horny condition of the skin.

Keratodermatitis (*ker-at-o-der-mat-i'-tis*) [*κέρως*, horn; *δέρμα*, skin; *ίτις*, inflammation]. Inflammation of the keratoderma; keratitis.

Keratodermatocele (*ker-at-oh-mi-ko'-sis*) [*κέρως*, horn; *κύμα*, wave; *κόμα*, that which is cut off].

Keratodermatomalacia (*ker-at-oh-mi-ko'-sis*) [*κέρως*, horn; *μαλακία*, softness]. Softening of the cornea.

Keratodermatosis (*ker-at-oh-mi-ko'-sis*) [*κέρως*, horn; *δέρμα*, skin; *δέρμα*, skin]. A condition of the skin, characterized by the presence of any elements of keratosis.

Keratoderma (*ker-at-oh-mi-ko'-sis*) [*κέρως*, horn; *δέρμα*, skin]. **K. erythematosa** symmetrical **K. erythematosa** symmetrical and painless, in which the cornea is affected. **K. punctata** of the surface.

Keratodermites (*ker-at-oh-mi-ko'-sis*) [*κέρως*, horn; *δέρμα*, skin]. A group of insects which burrow into the skin.

Keratogenous (*ker-at-oh-mi-ko'-sis*) [*κέρως*, horn; *γεννάω*, to form]. Pertaining to the formation of horny tissue. **K. Membrane**, that part of the skin or cornea that develops into nails, claws, and horns.

Keratoglobus (*ker-at-oh-mi-ko'-sis*) [*κέρως*, cornea; *globus*, globe]. Distortion and protrusion of the cornea. In advanced cases becomes distended in severe form. When so extensive as to prevent closure of the eye, it is called buphthalmos. When the distended cornea is regular, and cone-shaped, the condition is called keratoconus. When the center of the cornea, it is called keratoconus, or conical cornea. When the protrusion is irregular, and connected with synchia of the iris, it is called staphyloma of the cornea, or anterior staphyloma. When due to increase in the fluids of the eye, it is called tension and uniform ectasia, it is called buphthalmos. Enlargement of the cornea and protrusion of the globe.

Keratoglossus (*ker-at-oh-mi-ko'-sis*) [*κέρως*, horn; *γλῶσσα*, tongue]. See *Macule, Kerat.*

Keratohyalin (*ker-at-oh-mi-ko'-sis*) [*κέρως*, horn; *καθαρόν*, pure]. A transparent substance occurring in granules in the epidermis of the skin. These granules are insoluble in alcohol and water, and are present in the cells of the stratum corneum. See *Cell, Epithel.*

Keratoid (*ker-at-oh-mi-ko'-sis*) [*κέρως*, horn; *τίδος*, like]. Like horn.

Kerato-iritis (*ker-at-oh-mi-ko'-sis*) [*κέρως*, cornea; *ίρις*, iris]. Combined inflammation of the cornea and iris.

Keratoleukoma (*ker-at-oh-mi-ko'-sis*) [*κέρως*, horn; *λευκός*, white; *κόμα*, that which is cut off]. A leukoma of the cornea.

Keratolysis (*ker-at-oh-mi-ko'-sis*) [*κέρως*, horn; *λύσις*, solution]. A condition of the skin, and rare condition of the cornea, in which the latter, like the serpent's, is shed. It is most common at the limbs coming out like the snake's.

Keratolytic (*ker-at-oh-mi-ko'-sis*) [*κέρως*, horn; *λύσις*, solution]. Pertaining to keratolysis.

Keratoma (*ker-at-oh-mi-ko'-sis*) [*κέρως*, horn; *όμα*, tumor]. A tumor of the cornea. 1. Secondary. 2. Congenital. 3. Acquired. 4. Acquired from fetal life, of the cornea.

Keratomalacia (*ker-at-oh-mi-ko'-sis*) [*κέρως*, cornea; *μαλακία*, softness]. Softening of the corneal tissue.

Keratome (*ker-at-oh-mi-ko'-sis*) [*κέρως*, cornea; *τόμος*, a cutting]. A surgical instrument, with a blade, used for cutting the cornea, and used in the operation of keratotomy.

Keratometer (*ker-at-oh-mi-ko'-sis*) [*κέρως*, cornea; *μέτρον*, measure]. An instrument for measuring the curves

Keratomycosis (*ker-at-oh-mi-ko'-sis*) [*κέρως*, cornea; *μύκης*, fungus]. A fungoid growth of the cornea, or of the diseased condition therewith associated. **K. aspergillina**, a form characterized by the presence of *Aspergillus glaucus*.

Keratonecus (*ker-at-oh-mi-ko'-sis*) [*κέρως*, horn; *όγκος*, a tumor]. Any horny tumor.

Keratonyxis (*ker-at-oh-mi-ko'-sis*) [*κέρως*, cornea; *νύξ*, nail; *όγκος*, tumor]. The needling of a soft cataract by puncture through the cornea; also, the old operation of couching a cataract with the needle.

Keratoplasia (*ker-at-oh-mi-ko'-sis*) [*κέρως*, horn; *πλαστικός*, to form]. The reparative renewal of the horny layer of the skin.

Keratoplastic (*ker-at-oh-mi-ko'-sis*) [*κέρως*, horn; *πλαστικός*, formed]. Pertaining to keratoplasty.

Keratoplasty (*ker-at-oh-mi-ko'-sis*) [*κέρως*, cornea; *πλαστικός*, to form]. Plastic operation upon the cornea, especially the transplantation of a button or excised portion of cornea from the eye of a lower animal to that of man. This is effected by means of a peculiar trephine, with which the tissue to be transplanted is removed from the animal's eye and the place for its reception is made in the human eye. The operation is sometimes called trephining the cornea.

Keratorrhaxis (*ker-at-oh-mi-ko'-sis*) [*κέρως*, horn; *ρήξις*, rupture]. Rupture of the cornea, due to ulceration or traumatism.

Keratoscleritis (*ker-at-oh-mi-ko'-sis*) [*κέρως*, cornea; *σκληρός*, hard; *ίτις*, inflammation]. Inflammation of the cornea and the sclera.

Keratoscope (*ker-at-oh-mi-ko'-sis*) [*κέρως*, cornea; *σκοπεῖν*, to observe]. An instrument for examining the cornea, and testing the symmetry of its meridians of curvature.

Keratotomy (*ker-at-oh-mi-ko'-sis*) [*κέρως*, cornea; *τομή*, to cut]. Examination of the cornea. See *Retinoscopy*.

Keratose (*ker-at-oh-mi-ko'-sis*) [*κέρως*, horn]. Horny.

Keratosis (*ker-at-oh-mi-ko'-sis*) [*κέρως*, horn; *νόσος*, disease]. Any one of a class of skin-diseases characterized by thickened epidermis, and the presence of such callosities as horns, warts, etc. See *Callosity*. **K. follicularis**. See *Darier's Disease*. **K. obturans**, a condition of the external auditory meatus due to desquamation of the epithelium, the mass being colored by cerumen and containing cholesterol-crystals. **K. pilaris**, Lichen pilaris; Lichen spinulosus; Pityriasis pilaris; a chronic affection of the skin marked by a pin-head-sized conical elevation investing the hair-follicle, and somewhat resembling goosesh and ichthyosis. The skin becomes dry and hard, and feels like a nutmeg-grater. The disease appears in workmen who are uncleanly, and in scrofulous children, and it occurs chiefly on the thighs, arms, and forearms. **K. senilis**, a cornification of the skin of old people, general or partial, circumscribed or diffuse, and often limited to certain definite regions, as the face and dorsal surfaces of the hands and feet. The lesions consist of light or dark yellowish, brownish, or blackish points, dry, scaling, and horny, or scaling and greasy. These may become the seat of an epitheliomatous process.

Keratotomy (*ker-at-oh-mi-ko'-sis*) [*κέρως*, cornea; *τομή*, to cut]. See *Keratome*.

Keratotomy (*ker-at-oh-mi-ko'-sis*) [*κέρως*, cornea; *τομή*, to cut]. Surgical incision of the cornea.

Keraunographic (*ker-at-oh-mi-ko'-sis*) [*κέρωνος*, lightning; *γράφω*, to write]. Pertaining to the pictorial impressions of near objects sometimes seen upon the body of a person who has been struck by lightning.

Keraunoneurosis (*ker-at-oh-mi-ko'-sis*) [*κέρωνος*, lightning; *νεύρον*, nerve; *νόσος*, disease]. Nervous disease due to lightning-stroke.

Keraunophobia (*ker-aw-no-fo'be-ah*) [*καρανός*, lightning; *φόβος*, dread]. Morbid dread of lightning; astraphobia.

Kerectasia (*ker-ek-ta'se-ah*). See *Keratectasia*.

Kerectomy (*ker-ek'to-me*). See *Keratotomy*.

Kerion, or **Kerium** (*ke'ri-on* or *ke're-um*) [*κρίον*, honey-comb favus]. Same as *Favus*.

Kerkring, **Valves of**. See *Valve*.

Kermes (*ker'mez*) [Pers., *qirmiz*, crimson]. A red dye-stuff, made up of the dried females of *Coccus ilicis*, an insect not unlike cochineal, found on oak-trees in the Orient. **K. Mineral**, a mixture of the teroxid and tersulphid of antimony, formerly much used in medicine. It is also called *red antimony*.

Kermesine (*ker'mez-in*) [Pers., *qirmiz*, crimson]. Pertaining to kermes.

Kermesite (*ker'mez-it*) [Pers., *qirmiz*, crimson]. The native oxysulphid of antimony.

Kermisin (*ker'miz-in*) [Pers., *qirmiz*, crimson]. Carmin-red.

Kernel (*ker'nel*) [ME., *kirnel*, a little corn or grain].

1. The popular name for the pancreas or sweetbread of animals. 2. The bundle of fat on the fore-shoulder; any swelling or mass of flesh. 3. A nucleus. 4. In the plural, a popular term for enlarged lymphatic glands. 5. In biology, the edible portion of a drupe or an entire seed.

Keroid (*ker'oid*) [*κέραια*, horn; *είδος*, like]. Horny.

Kerosene (*ker'o-sen*). See *Burning oil*.

Kerosolene (*ker'o-so-len*) [*κρυόλιον*, wax; *oleum*, oil]. A colorless, volatile liquid distilled from coal-oil. It boils at 58° C. and has been used as a local anesthetic. Unof.

Kessel's Operation. See *Operations, Table of*.

Ketin (*ket'in*), $C_6H_8N_2$. 1. An oily substance, boiling between 170° and 180° C. 2. A member of a homologous series, $C_nH_{2n-2}N_2$, produced by the action of sodium (or tin) and hydrochloric acid on nitrosoacetone and its homologues. **Diethylketin**, $C_{10}H_{16}N_2$, is an oily substance, boiling at from 215° to 217° C.; it is formed by the reduction of nitrosoethylacetone. **Dimethylketin** is a crystalline solid, soluble in ether, fusing at 87° C., and produced by the reduction of nitrosomethylacetone. **Dipropylketin**, $C_{12}H_{20}N_2$, is an oily substance, boiling between 235° and 240° C., and formed in the reduction of nitrosopropylacetone.

Ketols (*ke'tols*). In chemistry, ketone-alcohols, containing both the ketone and alcohol groups.

Ketone (*ke'ton*) [an arbitrary variation of *acetone*]. In chemistry, an organic compound consisting of the unsaturated radicle $=C=O$ united to two alcohol radicles. It may be considered as a derivative of secondary alcohols, bearing the same relation to them as the aldehyds bear to the primary alcohols. The ketones are compounds in which two hydrogen atoms of an intermediate carbon atom are replaced by one atom of oxygen. They are generally volatile liquids, of ethereal odor, insoluble in water. They are the products of the oxidation of the secondary alcohols, or of the union of carboxyl, CO, with two alkyl atoms.

Ketonic (*ke-ton'ik*) [*ketone*]. Pertaining to ketone.

Ketoses (*ke-tol'ses*). In chemistry, a generic name applied to the ketone alcohols, $CO.CH_2.OH$.

Ketoxims (*ke-toks'imz*). Same as *Acetoxims*.

Kettle (*ket'l*) [ME., *ketel*, a kettle]. A vessel made of metal, used for heating liquids. **K., Bronchitis**. See *K., Croup*. **K., Croup**, a contrivance for the inhalation of heated moist air, which may be medicated. Shaw's croup-kettle consists of an alcohol-lamp and a vessel fitted with a long tube, by means of which the

steam is directed downward when the mouth-piece is introduced far back into the mouth.

Key (*ke*) [ME., *keye*, key]. An instrument for opening or fastening a lock. **K.-forceps**, **Elliot's**; two instruments are so called, the one having beaks of forceps and the handle of a key, for the extraction of teeth; the other is designed for the extraction of roots of teeth that present but one side above the alveolus. They are now but little used. **K. of Garengéot**, an instrument for the extraction of teeth, composed of a shank with a movable clasp and a cross-bar. The clasp is applied to the inner surface of the tooth, and the extraction is accomplished by turning the handle. **K., Tooth**. See *K. of Garengéot*.

Key and Retzius, Foramina of. Two foramina at the extremities of the lateral recesses of the fourth ventricle behind the upper roots of the glosso-pharyngeal nerves. They connect the cisterna magna with the fourth ventricle.

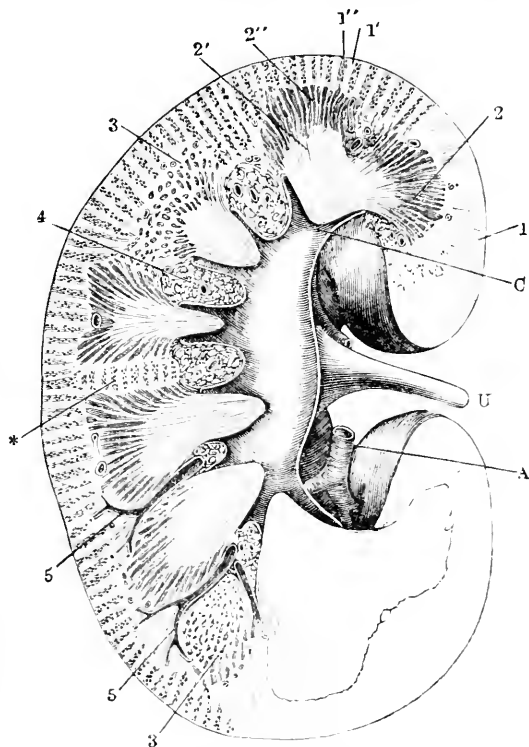
Kiafer (*ki'af-er*). See *Kafir*.

Kibbie's Method. See *Treatment, Methods of*.

Kibe (*kib*). See *Chilblain*.

Kidinga pepo (*kid-in't-gah pe'fo*) [African]. A name applied in Zanzibar to a disease resembling dengue.

Kidney (*kid'ne*) [ME., *kid*, the belly; *nerve*, kidney]. One of the two large glandular organs situated in the upper and posterior portion of the abdominal cavity,

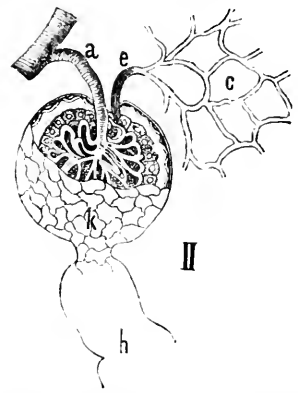


LONGITUDINAL SECTION THROUGH THE KIDNEY.
(Lyon, after Henle.)

2'. Boundary layer of medulla. 2''. Papillary portion of medulla. 3. 3. Transverse section of tubules in boundary layer. 4. Fat of renal sinus. 5. 5. Transversely coursing medullary rays. 5. s. Artery. 1''. Labyrinth. 1'. Medullary rays. 2. Medulla. 1. Cortex. C. Renal calyx. U. Ureter. A. Branch of renal artery.

and especially concerned in the elimination or excretion of water and nitrogenous matter. It consists

K., **Arterio-sclerotic**, the kidney affected by the disease of the arteries, characterized by the presence of a hardening of the arterial walls.
K., **Aching**, a term applied to the kidney in cases of acute nephritis.
K., **Amyloid**, that form of the kidney in which the renal substance is replaced by amyloid matter.
K., **Arterio-sclerotic**, the kidney affected by the disease of the arteries, characterized by the presence of a hardening of the arterial walls.
K., **Brainy**, a term applied to the kidney in cases of acute nephritis.
K., **Bright's Disease**, a term applied to the kidney in cases of acute nephritis.
K., **Calices of**, six to twelve in number, the funnel-shaped expansions of the renal pelvis.
K., **Cica-**
K., **Surgical**, a name proposed for the large congested kidney found in alcoholics.
K., **Plant**, the *Baccharis pitularis*.



BOWMAN'S CAPSULE AND GLOMERULUS.
a. Vas afferens. *e.* Vas efferens. *c.* Capillary network of the cortex. *k.* Endothelium of the capsule. *h.* Origin of a convoluted tubule. (*Landois.*)

K., **Red Contracted**. Same as *K.*, *Arterio-sclerotic, q. v.*
K.-root, the root and lower part of the stem of *Baccharis pitularis*; used in cystitis. Unof.
K., **Scrofulous**, one affected with tuberculous disease, in which the kidney-substance is largely destroyed, nothing being left but a sac with thickened fibrous walls, filled with a yellow creamy or putty-like material containing fatty masses, cholesterol, tuberculous debris, and occasionally calcareous matter. **K.**, **Sigmoid**, a congenital anomaly intermediate between the horseshoe form and complete fusion.
K., **Small Red Granular**. Same as *K.*, *Arterio-sclerotic, q. v.*
K., **Small White**, the final stage of the large white kidney after loss of its substance from atrophy or degeneration.
K., **Spotted**. Same as *K.*, *Large Mottled.*
K., **Surgical**, a name sometimes given to pyelonephritis, or distention of the kidney attended with inflammation, abscesses of the cortex, and retention of urine mixed with fetid pus.
K., **Syphilitic**, one presenting either gummata or resulting scars.

K., **Contracted**, the kidney affected by the still stage of the disease of the arteries, characterized by the presence of a hardening of the arterial walls.
K., **Circumscript**, a term applied to the kidney in cases of acute nephritis.
K., **Contracted**, the kidney affected by the still stage of the disease of the arteries, characterized by the presence of a hardening of the arterial walls.
K., **Fatty**, one the seat of fatty degeneration.
K., **Floating**, a term applied to the kidney in cases of acute nephritis.
K., **Contracted**, the kidney affected by the still stage of the disease of the arteries, characterized by the presence of a hardening of the arterial walls.
K., **Contracted**, the kidney affected by the still stage of the disease of the arteries, characterized by the presence of a hardening of the arterial walls.

- K., Unsymmetric**, a term given by Rokitsansky to a kidney that is normal in position and conformation, though occasionally rather enlarged, its fellow being deficient. **K., Wandering**. See *K., Floating*. **K., Waxy**. Same as *K., Amyloid*. **K.-worm**. See *Thread-worms and Parasites (Animal), Table of*.
- Kiestine** (*ki-es'-tin*). See *Gravidin*. **K. Test**. See *Gravidin Test*.
- Kif** [African]. An Algerian mixture, the principal ingredient of which is *Cumabis indica*. Also, the dreamy state induced by the use of hashish.
- Kilian's Line**. See *Lines, Table of*. **K.'s Pelvis**, a halisteric pelvis; a pelvis the seat of osteomalacia.
- Killosis** (*kil-o'-sis*). Synonym of *Strabismus*.
- Kilogram** (*kil'-o-gram*) [*γίλιον*, one thousand; *γραμμα*, a gram]. One thousand grams, or 2.2 pounds avoirdupois.
- Kilogrammometer** (*kil'-o-gram-et-er*) [*γίλιον*, one thousand; *γράμμα*, gram; *μέτρον*, a measure]. A term denoting the energy required to raise one kilogram one meter in height; equivalent to 7.233 foot-pounds.
- Kiloliter** (*kil'-o-le-ter*) [*γίλιον*, thousand; *λιτρα*, a liter]. One thousand liters, or 35.31 cubic feet.
- Kilometer** (*kil'-o-me-ter*) [*γίλιον*, thousand; *μέτρον*, measure]. One thousand meters, or 1093.6 yards.
- Kilostere** (*kil'-o-ster*) [*γίλιον*, thousand; *στερρός*, solid]. One thousand cubic meters.
- Kilowatt** (*kil'-o-wot*) [*γίλιον*, thousand; *watt*]. One thousand watts of electricity; same as the *keltwin*.
- Kin** [M.E., *kin*, kin]. Race; family; breed; kind; relationship.
- Kina**, or **Kino-kina** (*ki'-nah* or *ki'-no-ki'-nah*). Cinchona bark, *q. v.*
- Kinæsthesia** (*kin-es-the'-ze-ah*). See *Kinesthesia*.
- Kincough**, or **Kinkcough** (*kin'-kof* or *king'-kof*). Synonym of *Whooping-cough*.
- Kinematic** (*kin-em-at'-ik*) [*κίνημα*, a motion]. Pertaining to *Kinematics*.
- Kinematics** (*kin-em-at'-iks*) [*κίνημα*, a motion]. The science of motion without reference to its origin or effects.
- Kinepock** (*kin'-pok*). Synonym of *Faccinia, q. v.*
- Kinesalgia** (*kin-es-al'-je-ah*) [*κίνησις*, movement; *άλγος*, pain]. Local pain following upon muscular contraction.
- Kinesia** (*kin-el'-ze-ah*) [*κίνησις*, movement]. Movement-cure; systematic use of motion for therapeutic or hygienic purposes.
- Kinesiatic** (*kin-es-e-at'-rik*) [*κίνησις*, movement; *ιατρικός*, therapeutic]. Relating to kinesi-therapy.
- Kinesiatics** (*kin-es-e-at'-riks*). Same as *Kinesi-therapy*.
- Kinesic** (*kin-es'-ik*). See *Kinetic*.
- Kinesiesthesiometer** (*kin-es-e-es-the-ze-om'-et-er*) [*κίνησις*, movement; *αἰσθησις*, perception; *μέτρον*, measure]. An instrument devised by Hitzig for testing the muscular-sense. It consists of seventeen wooden balls of the same diameter, but of different weights.
- Kinesiology** (*kin-es-e-all'-o-je*) [*κίνησις*, motion; *λόγος*, discourse]. The science of movements, considered especially as therapeutic or hygienic agencies.
- Kinesiometer** (*kin-es-e-om'-et-er*) [*κίνησις*, motion; *μέτρον*, measure]. An instrument for determining quantitatively the motion of a part.
- Kinesioneurosis** (*kin-es-e-o-nu-ro'-sis*) [*κίνησις*, movement; *νεῖρον*, a nerve; *νόσος*, disease]. Functional abnormalism of the motor centers or nerves.
- Kinesionosis** (*kin-es-e-om'-o-sos*) [*κίνησις*, movement; *νόσος*, disease]. Any disease marked by impairment of the power of motion.
- Kinesiotherapy** (*kin-es-e-o-ther'-ap-e*) [*κίνησις*, movement; *θεραπεία*, therapy]. The treatment of disease by systematic active or passive movements.
- Kinesipathic** (*kin-es-ip-ath'-ik*) [*κίνησις*, motion; *παθος*, disease]. Pertaining to kinesiopathy.
- Kinesipathist** (*kin-es-ip'-ath-ist*) [*κίνησις*, motion; *παθος*, disease]. One who practises the gymnastic treatment of disease.
- Kinesipathy** (*kin-es-ip'-ath-e*) [*κίνησις*, motion; *παθος*, disease]. 1. Kinesionosis. 2. (Incorrectly) kinesi-therapy.
- Kinesis** (*kin-el'-sis*) [*κίνησις*, motion]. The general term for all the physical forms of energy, as opposed to *Metakinesis*, a term intended to express the psychologic exhibition of coördinates or correlates of kinesi-. According to a monistic conception of the universe, both are the double aspects of one underlying reality.
- Kinesitherapy** (*kin-es-e-ther'-ap-e*) [*κίνησις*, motion; *θεραπεία*, care, cure]. See *Swedish Movements*.
- Kinesodic** (*kin-es-od'-ik*) [*κίνησις*, motion; *ῥόδος*, way]. Pertaining to those nerve-fibers conveying motor influences. Also, the motor tracts of the nerve-system.
- Kinesotherapy** (*kin-es-o-ther'-ap-e*). Same as *Kinesiotherapy*.
- Kinesthesia** (*kin-es-the'-ze-ah*). Same as *Kinesthesia*.
- Kinesthesia** (*kin-es-the'-sis*) [*κινεῖν*, to move; *αἰσθησις*, sensation]. That quality of sensations whereby one is aware of one's positions and movements, especially those of the automatic type; it is distinct from the muscular sense.
- Kinesthetic** (*kin-es-the'-ik*) [*κινεῖν*, to move; *αἰσθησις*, sensation.]. Relating to kinesthesia.
- Kinetia** (*kin-el'-she-ah*) [*κίνησις*, motion]. A term applied to all forms of motion-sickness. It includes such disorders as sea-sickness and car-sickness.
- Kinetic** (*kin-el'-ik*) [*κινητικός*, producing motion]. That which produces motion. Pertaining to those forces that produce motion.
- Kinetics** (*kin-el'-iks*) [*κινητικός*, producing motion]. The science of force as developing motion.
- Kinetogenesis** (*kin-et-o-je-n'-es-is*) [*κινεῖν*, to move; *γένεσις*, origin]. In biology, the origin of animal structures, either directly or indirectly through movements.
- Kinetogenetic** (*kin-et-o-je-n-el'-ik*) [*κίνησις*, motion; *γένεσις*, genesis]. Of the nature of or pertaining to kinetogenesis.
- Kinetogenetically** (*kin-et-o-je-n-el'-ik-al-e*) [*κινεῖν*, to move; *γένεσις*, production]. In biology, originating through movement.
- Kinetogeny** (*kin-et-oj'-en-e*) [*κινητός*, verbal adj. of *κινεῖν*, to move; *γενής*, producing]. In biology, applied to the agency of that energy developed in the motions of organisms and their parts, in the modification of the forms and proportions of their hard parts.
- King's Blue**. Same as *Smalts*. **K.'s Evil**, a name formerly popularly applied to scrofula, on account of a belief that it could be cured by the touch of the king. **K.'s Yellow**. See *Orpiment*, and *Pigments, Conspectus of*.
- Kinic Acid** (*kin'-ik*). See *Acid, Quinic*.
- Kink** (*kin'-k*) [D., *kinken*, cough]. 1. The whoop in whooping-cough. 2. A synonym of whooping-cough. 3. A flexion or a twist. **K.-cough**, a synonym of whooping-cough. **K.-host**, a synonym of whooping-cough. See *Pertussis*.
- Kino** (*ki'-no*) [E. Ind.]. The inspissated juice of *Pterocarpus marsupium*, found in India, and similar in action to tannic acid; it is used mainly as a constituent of gargles and diarrhea-mixtures. **K., Tinct.**, 10 per cent. of the drug. Dose ℞x-ʒij. **K., Pulv., Comp.** (B.P.), kino 15, opium 1, cinnamon 4. Dose gr. v-xx. Various similar substances are called by this name. **K., Jamaica**, is produced by the tree *Coccoloba unijera*. See *Coccoloba*. **K., Australian**, is

retention of an excess of fluid in the eye, from closure of the canal leading through the pectinate ligament into Schlemm's canal.

Knife (*nif*) [ME., *knif*, knife]. An instrument for cutting. In surgery, knives are of various shapes and sizes, according to their use. **K.-needle**, a needle with a cutting edge, used in the dissection of cataracts.

Knitter's Cramp (*nit'-er-kramp*). See *Cramp*.

Knitting (*nit'-in-*) [ME., *knitten*, to knit]. The union and becoming rigid of a fracture.

Knob (*nob*) [ME., *knobbe*, a knob]. A protuberance.

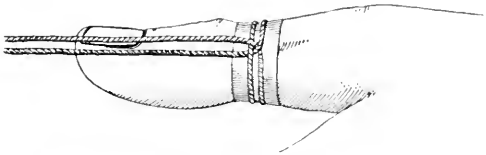
K.-root. See *Collinsonia canadensis*.

Knock-knee (*nok'-nee*). See *Genu valgum*.


Knoppern (*knop'-ern*) [Ger.]. Galls from immature acorns of several species of oak, largely used in Austria for tanning. They contain from twenty-eight to thirty-five per cent. of tannin.

Knot (*not*) [ME., *knotte*, a knot]. An interlacement of ends or parts of one or more cords or threads so that they cannot be readily separated. **K., Clove-hitch**, a knot consisting of two single, contiguous loops, the

primitive streak. **K., Reef**, a knot so formed that the ends come out alongside of the standing parts and the knot does not jam. It is also called *Square Knot*. **K., Sailor's**. Same as *K., Reef*. **K., Square**. Same as *K., Reef*. **K., Staffordshire**, a knot used in ligating the pedicle in ovariectomy. The ligature is passed through the pedicle, and withdrawn so as to leave a loop, which is passed over the tumor, and one of the free ends is then drawn through the loop; both ends are then passed through the pedicle, tightened, and tied. It is also called *Tait's Knot*. **K., Stay**, a term applied by Ballance and Edmunds, to a knot formed by two or more ligatures in the following way: On each ligature separately is made the first hitch of a reef-knot, which is tightened so that the loop lies in contact with the vessel, without constricting it; then taking the two ends on one side together in one hand, and the two ends on the other side in the other hand, the vessel is constricted sufficiently to occlude it, after which the reef-knot is completed. The simplest method of completing the knot is to treat the two ends in each hand as a single thread, and to tie them as if



CLOVE-HITCH KNOT.



COMBINED SURGEON'S AND REEF KNOT.



STAFFORDSHIRE KNOT.



GRANNY KNOT.



REEF, OR SAILOR'S KNOT.



SURGEON'S KNOT.

free ends toward each other. It is used for making extension in the reduction of dislocations. **K., Double**. Same as *K., Friction*. **K., False**. Same as *K., Granny*. **K., Friction**, one in which the ends are wound twice around each other before they are tied. **K., Gerdy's Extension**, resembles the clove-hitch; it is employed in making extension of the leg at the ankle. **K., Granny**, a tie of a cord in which in the second loop the end of one cord is over, and the other under its fellow, so that the two loops do not lie in the same line. This knot may be converted into a slip-knot. **K.-grass**: 1. *Arrhenatherum odoratum*; 2. *Avena elatior*; 3. *Hippuris vulgaris*; 4. *Illecebrum*; 5. *Polygonum*; 6. *Triticum repens*. **K., Hensen's**, a fixed point in the mammalian blastodermic vesicle at which the formation of the primitive axis and notochordal canal begins. It marks the anterior extremity of

completing a single reef-knot. **K., Surgical**, a double knot made by passing the thread twice through the same loop. **K., Tait's**. See *K., Staffordshire*. **K.-weed**, *Centaurea nigra*. See also *Collinsonia canadensis*.

Knuckle (*nuk'-l*) [ME., *knokel*, a knuckle or joint]. Any one of the joints of the phalanges with the metacarpal bones or with each other; also a loop of intestine.

Knuckling (*nuk'-ling*) [ME., *knokel*, a knuckle or joint]. In farriery, a partial dislocation of the fetlock-joint, in which the relative position of the pastern-bone to the cannon and coronet bone is changed, the pastern becoming more nearly perpendicular, with the lower end of the cannon-bone resting behind the center line of the sulfraginis, while the lower end of this bone rests behind the center line of the coronet. It is also called *Cocked Ankles*.

Kobelt's Tubes. Blind tubes of the parovarium.

Koch's Apparatus. An apparatus for air-analysis. **K., Bacillus of**. See *Bacteria*, *Synonymic Table of*.

The patients rise early and take a glass of koumiss every half hour, except during the two hours preceding dinner and supper. Meat and fats form the chief part of the ordinary food; sweets, fruit and salads are avoided, as well as ices, coffee, and spirits. If the koumiss causes diarrhea, lime-water is used to arrest this. At first a few glasses only are taken daily to gradually accustom the patient to the cure.

Koussin (*koos'-in*). See *Brayera*.

Kouso (*koos'-o*). See *Brayera*.

Kowalevsky, Canal of. See *Canal*.

Krameria (*kra-me'-re-ah*) [after J. G. H. *Kramer*, an Austrian physician]. A genus of polypetalous herbs. Rhatany, the root of *K. triandra* and *K. tomentosa*, shrubs native to South America, possesses the same astringent qualities as tannic acid. It is a popular remedy for fissure of the anus, spongy gums, etc. **K.**, **Ext.**, in water. Dose gr. v-x. **K.**, **Ext.**, **Fld.** Dose ℥v- $\bar{5}$ ss. **K.**, **Infus.** (B. P.) Dose $\bar{3}$ j-ij. **K.**, **Syr.**, contains of the fluid extract 45, syrup 55. Dose $\bar{3}$ ss- $\bar{5}$ ss. **K.**, **Trochisci**, contain each gr. j of the extract. **K.**, **Tinct.**, 20 per cent. Dose ℥v- $\bar{5}$ j.

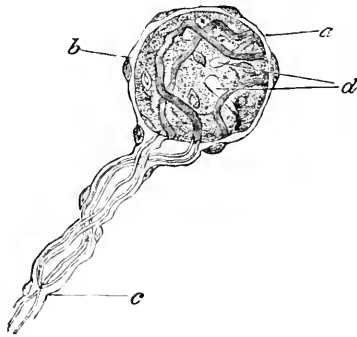
Krameric Acid (*kra-me'-rik*) [after J. G. H. *Kramer*, an Austrian physician]. An acid contained in *Krameria*.

Krampton's Muscle. The muscle of the so-called ciliary ligament in the avian eye.

Krarkoff's Method. A method of extracting soluble animal ferments; it consists in precipitating these and the albuminoids by means of ammonium sulphate; subsequent treatment with acids renders the albuminoids insoluble, and the ferments are readily extracted with water.

Kraurosis (*kra-ro'-sis*) [*κραιρός*, dry]. Shriveling and dryness of a part, especially of the vulva.

Krause's Corpuscles. Terminal nerve-corpuscles described by W. Krause (1860) as existing in the conjunctiva, the genitals, and other parts of the human body, and differing from the Pacinian corpuscles only



KRAUSE'S END-BULB.

a. Nucleated capsule. b. Core. c. Fiber entering and branching, terminating in core at d.

in the absence of a thick laminated investment. **K.'s Embryo**, an embryo of the fourth week, in which there is an absence of the allantoic stalk, the allantois hanging from the posterior extremity of the embryo. **K.'s End-bulbs**, terminal bodies of sensory nerves in the skin and membranes of all mammals. They are elongated, oval, or round bodies, 0.075 to 0.14 mm. long. **K.**, **Glands of**. See *Gland*. **K.'s Membrane**, a structure that extends from the sarcolemma through the fiber of a muscle, making a complete partition. **K.'s Method**, a method of inducing premature labor. It consists in passing a flexible bougie into the uterine cavity. **K.'s Muscle**, the

coraco-cervicalis muscle. See *Muscles, Table of*. **K.'s Nerve**. See *Nerves, Table of*. **K.'s Process**, a process for the separation of the two coloring matters of chlorophyll. 1. Prepare a solution by allowing fresh bruised leaves to be acted upon for a few hours in the dark by warm 65 per cent. alcohol; decant. 2. Shake one volume of this solution with two volumes of benzol; after a time the turbid liquid separates into a benzol layer above having a bluish-green color, and an alcohol layer below tinged yellow. The yellowish pigment is called by Krause *xanthophyl*, the bluish-green, *kyanophyl*. According to Wiesner, *kyanophyl* is nearly pure chlorophyll freed from its associated yellow pigment xanthophyl. It is believed by many that the yellow pigment separated by this process is identical with that found in plants blanched (etiolated) in darkness, and which has been called etiolin (Goodale).

Kreatin (*kre'-at-in*). See *Creatin*.

Kreatinin (*kre-at'-in-in*). See *Creatinin*.

Kremnitz White. Same as *White Lead*.

Krems White. Same as *White Lead*.

Kreolin (*kre'-o-lin*). See *Croelin*.

Kresol (*kre'-sol*). See *Cresol*.

Krinosin (*krin'-o-sin*). See *Crinosin*.

Krishaber's Disease. See *Diseases, Table of*.

Kristeller's Method. A method of hastening tedious labor by fetal expression by means of rhythmic pressure on the fundus uteri. Pressure is made on the fetus while the entire child is still in the genital canal.

Krohn's Glands. A pair of glands in the cephalothorax of certain of the *Arachnoidea* (*Phalangida*, *Cyphophthalmida*).

Kronecker's Center. The inhibitory center of the heart. It may be injured in cardiocentesis.

Krönlein's Hernia. See *Hernia, Inguino-properitoneal*, and *Diseases, Table of*.

Krull's Treatment. See *Treatment, Methods of*.

Krypto- (*krif'-to-*). See *Crypto-*.

Kühne's Method. A method of staining bacilli, and *K.'s Modification of Gram's Method*. See *Stains, Table of*.

K.'s Carbol. Methylene-blue, methylene-blue 1.5, absolute alcohol 10. Rub up and gradually add 100 parts of a five per cent. solution of carbolic acid. **K.'s Motorial End-plates**, a peculiar form of nerve-ending. The same as the *Hillocks of Doyère*. **K.'s Pancreas-powder**, an extract prepared by the prolonged extraction of fresh pancreas of ox with alcohol and then with ether.

Kuhnt, Cylinder-cone of. See *Cylinder*.

Kujawah (*ku'-jah-wah*) [E. Ind.]. An apparatus used in India, by means of which wounded persons may be carried on camels.

Kumbecephalic (*kum-be-sef-al'-ik*) or **Kumbocephalic** (*kum-bo-kef-al'-ik*). See *Cymbcephalic*.

Kumiss (*koo'-mis*) or **Kumyss** (*koo'-mis*). See *Koumiss*.

Kümmel (*kim'-el*) [Ger., "cumin."]. A liqueur, or cordial, originating in Germany and Russia, and flavored with fennel, caraway, cumin, or coriander.

Kummerfeld's Lotion. A cosmetic used in dermatology. It consists of spirit of camphor and spirit of lavender, each $\frac{1}{2}$ dram; precipitated sulphur 15 grains; cologne-water one dram, distilled water 2 ounces.

Kumysgen (*koo-mis'-jen*) [Tartar, *kumiz*, fermented mare's milk; *γάρω*, to beget]. A preparation used for the production of koumiss.

Kupffer's Cells. Liver-cells which, according to Asp and Kupffer, present exceedingly minute intracellular passages that pass from the bile capillaries into the interior of the cells, where they communicate with

L

- L.** The abbreviation of *Left*, of *Lumbar*, of *Lithium*, and of *Libra*, a pound.
- λ denotes wave-length. For instance λ 506, means a wave-length equal to 506 millionths of a millimeter. Sometimes the letters W. L. are used instead of λ .
- Lb.** Contraction of *liber* = pound.
- Lab, or Lab-ferment.** The ferment of rennet producing coagulation of milk. It is separated from the proenzyme, *labzymogen*, by means of the acids of the gastric juice, and especially by HCl. Labzymogen resists the action of alkalis, which, even in very small amounts, destroys the lab. A temperature of 35° to 40° C. is most favorable to the action of lab. At 70° C. the lab is destroyed, but not the labzymogen.
- Labarraque's Liquor.** See *Liquor*. **L.'s Solution.** See *Chlorin*.
- Labbé, Vein of.** See *Vein*.
- Labdacism** (*lab'-das-izm*). Same as *Lambdacism*.
- Labdanum** (*lab'-dan-um*). See *Ladanum*.
- Labellum** (*la-bell'-um*) [dim. of *labium*, a lip; *pl.*, *Labella*]. In biology: (a) One of the petals of an orchid, which, properly the upper one, is made the lower by a semi-twist of the ovary. It is larger than the other petals and offers a landing-place for insects; it is carried backward in the form of a spur, and then assumes the functions of a nectary and so attracts visitors (Cheshire); (b) One of the mouth-parts of an insect.
- Labes** (*la'-bēs*) [L.]. An old name for the plague; also, for any depravation or lowering of the standard of health.
- Labial** (*la'-be-al*) [*labium*, a lip]. Pertaining to the lips. **L. Bone.** See *Intermaxillary*. **L. Frenum**, frenum of the lips.
- Labialism** (*la'-be-al-izm*) [*labium*, a lip]. The tendency to pronounce any articulate sounds as if they were labials; the addition of a labial or labio-dental quality to an articulate sound.
- Labials** (*la'-be-als*) [*labium*, a lip]. The consonant-sounds; they are formed mainly by the lips. See *Consonants*.
- Labiate** (*la'-be-āt*) [*labium*, a lip]. In biology, lipped. Shaped like, or functioning as, a lip. **L. Plants**, the *Labiate*, or mintworts; an order of square-stemmed plants, mostly herbs, with aromatic properties, many of the species being highly charged with volatile oils.
- Labiatiform** (*la-be-at'-if-orm*). See *Labiate*.
- Labidometer** (*lab-id-om'-et-er*) [$\lambda\alpha\beta\acute{\iota}\varsigma$, forceps; μέτρον, a measure]. A forceps used in measuring the dimensions of the head of a fetus in the pelvis.
- Labidophorous** (*lab-id-off'-or-us*) [$\lambda\alpha\beta\acute{\iota}\varsigma$, forceps; φορέω, bearing]. Applied to insects having organs resembling pinchers.
- Labidopron** (*lab-id-o'-pre-on*) [$\lambda\alpha\beta\acute{\iota}\varsigma$, forceps; πρίων, saw]. A forceps-saw.
- Labiella** (*la-be-ell'-ah*) [*labium*, a lip]. In biology, a minute, rounded, median portion of the deutomala in myriapods; it corresponds in a degree to the lingua of hexapods (Packard).
- Labile** (*lab'-il*) [*labilis*; *labi*, to glide]. 1. In electrotherapeutics a labile application is the passing of the electrode—usually the negative—along and touching the skin over the track of a nerve. 2. Deciduous.
- Labimeter** (*lab-int'-et-er*). Same as *Labidometer*.
- Labio-alveolar** (*la'-be-o-al-ve'-o-lar*) [*labium*, lip; *alveolus*, a small hollow]. Pertaining to the lip and to one or more dental alveoli.
- Labio-chorea** (*la'-be-o-ko-re'-ah*) [*labium*, lip; χορεία, dancing]. A choreic affection of the lips, and the stammering that results from it.
- Labio-choreic** (*la'-be-o-ko-re'-ik*) [*labium*, lip; χορεία, dancing]. Relating to lip-stammering.
- Labio-dental** (*la'-be-o-den'-tal*) [*labium*, lip; *dens*, a tooth]. Pertaining to the lips and the teeth.
- Labio-glosso-laryngeal** (*la'-be-o-glos'-o-lar-in'-je-al*) [*labium*, lip; γλῶσσα, tongue; λάρυξ, larynx]. Pertaining conjointly to lips, tongue, and larynx. **L. Paralysis.** See *Bulbar Paralysis*.
- Labio-glosso-pharyngeal** (*la'-be-o-glos'-o-far-in'-je-al*) [*labium*, lip; γλῶσσα, tongue; φάρυξ, pharynx]. Pertaining conjointly to lips, tongue, and pharynx.
- Labiomancy** (*la'-be-o-man-si*) [*labium*, lip; μαντεία, divination]. The power of understanding what is said by observing the motions of the lips in speech.
- Labio-mental** (*la'-be-o-men'-tal*) [*labium*, lip; *mentum*, chin]. Relating to lip and chin.
- Labio-nasal** (*la'-be-o-nal'-sal*) [*labium*, lip; *nasus*, nose]. Labial and nasal; pertaining to lip and nose.
- Labio-palatine** (*la'-be-o-pal'-at-in*) [*labium*, lip; *palatum*, palate]. Relating to lip and palate in common.
- Labio-plastic** (*la-be-o-plas'-tik*) [*labium*, lip; πλάσσειν, to form]. Pertaining to an operation for restoring the lip, after injury or partial destruction of the same; *chiloplastic*.
- Labiose** (*la'-be-ōs*) [*labium*, lip]. In biology, resembling a true labiate flower.
- Labiotenaculum** (*la-be-o-ten-ak'-u-lum*) [*labium*, lip; *tenaculum*, a holder]. An instrument for holding the lips in a position required for examination or operation.
- Labipalp** (*la'-be-palp*) [*labium*, a lip; *palpare*, to stroke, to feel]. In biology, a labial palp or feeler.
- Labitome** (*lab'-it-ōm*) [$\lambda\alpha\beta\acute{\iota}\varsigma$, forceps; τομή, cutting]. Cutting-forceps.
- Labium** (*la'-be-um*) [L.: *pl.*, *Labia*]. A lip. Also, any structure consisting of a strip or flap of elastic tissue that closes upon an orifice. In biology, applied to various lip-like structures in animals and plants, usually the lower when two are present, the upper being called the *labrum*. **L. austriacum**, Austrian lip; the thick, pendent upper lip of the Austrian reigning family. **L. cerebri**, the margins of the cerebral hemispheres that overlap the corpus callosum. **L. duplex**, a congenital longitudinal duplication of the mucosa of the upper, and rarely of the lower lip. **L. externus pudendi**. See *L. majus*. **L. internus pudendi**. See *L. minus*. **L. leopoldinum**, a thick, pendent lower lip; named after Emperor Leopold. **L. leporinum**. See *Hare-lip*. **L. majus**, or **L. pudendi majus**, one of two folds of skin of the female external genital organs, arising just below the mons veneris, surrounding the vulval entrance, and meeting at the anterior part of the perineum. **L. minus**, **L. pudendi minus**, or **nympha**, one of two folds of mucous membrane at the inner surfaces of the labia majora. **L. tympanicum**, the portion of the lamina spiralis forming the lower border of the sulcus spiralis. **L. urethrae**, the lateral margins of the external urinary meatus. **L. vestibulare**, the overhanging extremity of the lamina spiralis that forms the upper part of the sulcus spiralis.
- Labor** (*la'-bor*) [L.]. Work. Parturition; bringing forth young. That natural process by which a pregnant woman expels the product of conception at the expiration of the period of pregnancy, normally.

Lacerate (*las'-er-ät*) [*ζακερός*, torn]. In biology, with a margin appearing as if torn. **L. Foramen**. See *Foramina*, *Table of*.

Laceration (*las-er-a'-shun*) [*laceratio*; *lacerare*, to tear]. Mechanical rupture by a tearing action, whether accidental or surgical. See *Dilatation*. **L. of the Infratrochlear Nerve**. See *Budal's Operation in Operations*, *Table of*. **L. of Perineum**, a tearing through the wall separating the lower extremity of the vagina and rectum, which occurs occasionally to women in childbirth.

Lacerator (*las'-er-a-tor*) [*lacerare*, to tear]. An instrument used in effecting surgical laceration.

Lacertiform (*las-er'-tij-orm*) [*lacerta*, lizard; *forma*, form]. Lizard-shaped.

Lacertoid (*las-er'-toid*) [*lacerta*, lizard; *ειδος*, like]. Resembling a lizard.

Lachesis (*lak'-e-sis*) [*λάχαις*, destiny, fate]. 1. A genus of venomous South American reptiles. 2. The venom of *L. mutus* (the bushmaster snake), and also a homeopathic preparation of the poison.

Lachnanthes (*lak-nan'-thes*) [*λάχνη*, soft, woolly hair; *άνθος*, a flower]. A genus of North American bloodworts. **L. tinctoria**, red-root, is a plant popular in parts of the United States as an expectorant and alterative in pulmonary tuberculosis. Dose of a 10 per cent. tincture, $\text{m}\times$. Unof.

Lachrymal (*lak'-rim-al*). See *Lacrymal*.

Lacinia (*las-in'-e-ah*) [*L.*, a lappet, flap, as of a garment: *pl.*, *Lacinie*]. In biology, one of the fimbriae at the ovarian extremity of the oviduct; a narrow lobe, as in an incised leaf; or, specifically, the slender apex of the maxilla of a beetle. Cf. *Galea*.

Laciniate (*las-in'-e-at*) [*lacinia*, a flap]. In biology, fringed; cut into narrow flaps.

Laciniform (*las-in'-if-orm*) [*lacinia*, a flap; *forma*, form]. In biology, fringe-like.

Laciniola (*las-in'-i'-o-lah*) [dim. of *Lacinia*: *pl.*, *Laciniolæ*]. In biology, a small lacinia.

Lacinula (*las-in'-u-lah*) [dim. of *Lacinia*, a flap: *pl.*, *Lacinulæ*]. In biology, a small lacinia.

Lacmoid (*lak'-moid*). Same as *Resorcin-blue*.

Lacmus (*lak'-mus*). See *Litmus*.

Lacquer (*lak'-er*) [*Pg.*, *lacre*, sealing-wax]. An opaque varnish containing lac. **L., Burmese**, a natural varnish consisting of a thick, grayish terebinthinous liquid, collected from the *Melanorrhœa usitata* of Burmah. It dissolves in alcohol, turpentine-oil, and benzene, assuming greater fluidity. Locally, it is used in lacquering furniture, temples, idols, and varnishing vessels.

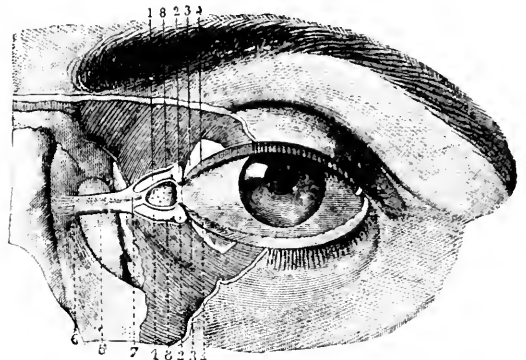
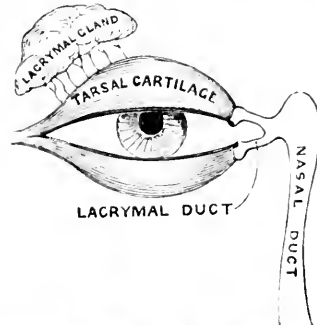
Lacrima (*lak'-rim-ah*). See *Lacryma*.

Lacrimal (*lak'-rim-al*). See *Lacrymal*.

Lacryma (*lak'-rim-ah*) [*L.*: *pl.*, *Lacrymæ*]. A tear.

Lacrymal (*lak'-rim-al*) [*lacryma*, a tear]. Having reference to the organs of the secretion, transfer, or excretion of tears. **L. Apparatus**, the lacrymal gland, ducts, canal, sac, and nasal duct. See *Eye*. **L. Artery**, the first branch of the ophthalmic artery, supplying the gland. See *Arteries*, *Table of*. **L. Bone**, a bone upon the nasal side of the orbit, articulating with the frontal, the ethmoid, and superior maxillary bones, in which begin the lacrymal groove and nasal duct. See *Bones*, *Table of*. **L. Canals**, or **Canaliculi**, *superior* and *inferior*, extend from the lacrymal puncta to the sac, and serve to convey the excess of tears from the eye to the nose. See *Canal*. **L. Caruncula**. See *Caruncle*. **L. Crest**. See *Crest*. **L. Ducts**, seven to fourteen in number, extending obliquely from the gland to the fornix conjunctive, carrying the tears to the conjunctival surface of the globe. See *Duct*. **L. Gland**, the gland secreting the

tears, situated in a depression of the frontal bone, the *L. fossa*, at the upper and outer angle of the orbit. See *Gland*. **L. Lake**, the inward prolongation of the palpebral fissure of the eyelids. **L. Papilla**. See *Papilla*. **L. Probe**, a probe for exploring or dilating the canaliculi and nasal duct. **L. Puncta**, the minute orifices of the canaliculi, upon the eyelids near the



RELATIONS OF THE EYE AND THE LACRYMAL EXCRETORY APPARATUS.

1, 1. Canaliculi. 2, 2. Puncta lacrymalia. 3, 3. Inner extremity of tarsal cartilage. 4, 4. Free borders of lids. 5. Lacrymal sac. 6. Attachment to maxillary bone of superior tendon. 7. Bifurcation of lacrymal sac. 8, 8. Two branches.

inner canthus. **L. Sac**, a sacciform enlargement of the upper part of the nasal duct, into which the canaliculi empty. **L. Style**, a probe used in stricture of the nasal duct. **L. Tubercle**. See *Tubercle*.

Lacrymation (*lak-rim-a'-shun*) [*lacryma*, a tear]. An excessive secretion, or an overflow, of tears, from any cause.

Lacrymatome (*lak-rim'-at-om*) [*lacryma*, tear; *τομή*, cutting]. A cutting instrument used in dilating the nasal duct or the canaliculi; a syringotome.

Lacrymiform (*lak-rim'-if-orm*) [*lacryma*, a tear; *forma*, form]. In biology, tear-shaped; gattiform.

Lacrymin (*lak'-rim-in*). See *Dacryolin*.

Lacrymotomy (*lak-rim-ot'-o-mé*) [*lacryma*, tear; *τομή*, cutting]. The division of strictures of the lacrymal passages.

Lactagogue (*lak'-tag-og*). See *Galactagogue*.

Lactalbunin (*lak-al'-bu-min*) [*lac*, milk; *albumin*]. A proteid contained in milk in small quantities— $\frac{1}{2}$ of 1 per cent. It resembles serum-albumin very closely, differing in specific rotatory power, in its coagulability by heat, and in its precipitation of neutral salts.

Lactamic Acid (*lak-tam'-ik*). See *Alanin*.

Lactamid (*lak'-tam-id*) [*lac*, milk; *amid*], $\text{C}_2\text{H}_5\text{-NO}_2$. A substance formed by the union of lactic acid and ammonia. It forms crystals readily soluble in water and in alcohol, and melts at 74°C .

Lactamin [*lak-ta-min*]. See *Alumin*.

Lactant [*lak-tant*] [*lak-tant*, to suckle]. Suckling.

Lactate [*lak-tat*] [*lak-tat*, to suck]. Any salt of lactic acid.

Lactated Food. A mixture of food for infants. Its composition is: Water 77.5; fat 11.0; starch 39.43; sugar 10.0; aromatic extract 1.0; albumen 15.1185; ash 2.1. *Am. Jour. Pharm.* 1908, 2: 18.

Lactatic [*lak-tat-ik*]. Pertaining to lactate.

Lactation [*lak-tay-shun*] [*lak-tay-shun*, to suckle]. The act of suckling, or the period during which the child suckles.

Lactical [*lak-tikal*] [*lak-tikal*, pertaining to milk]. 1. Pertaining to milk. 2. A variety of the viviparous of the small intestine that secretes milk.

Lactean [*lak-tay-an*] [*lak-tay-an*, pertaining to milk]. See *Lactin*.

Lactein [*lak-tay-in*] [*lak-tay-in*, pertaining to milk]. Same as *Lactin*.

Lacteous [*lak-tay-us*] [*lak-tay-us*, pertaining to milk]. See *Lactin*.

Lactescence [*lak-tay-sens*] [*lak-tay-sens*, to turn to milk]. Milkiness, or the change of the chyle.

Lactescent [*lak-tay-sent*] [*lak-tay-sent*, to turn to milk]. Milkiness, or turning a milky sapid fluid.

Lactic [*lak-tik*] [*lak-tik*, pertaining to milk or its acids]. **L. Acid**. See *Lil.*, *Lact.*, and *Stann.*, *Pharm.* **L. Ether**, (C₁₁H₁₁O₂(C₁₀H₁₀O)₆). A colorless substance resulting from the distillation of equal parts of calcium lactate, absolute alcohol, and sulphuric acid. It is soluble in water, in alcohol, and in ether, and boils at 77° C. **L. Fermentation**. See *Leuconization*.

Lactica [*lak-tay-ka*] [*lak-tay-ka*, milk]. An old name for type 11 over.

Lactid [*lak-tay-id*] [*lak-tay-id*, milk], C₃H₄O₄. A volatile substance, one of the anhydrides of lactic acid produced by dry distillation of that acid. It crystallizes from alcohol in rhombic plates that melt at 124.5° C., and boil at 255° C.; it dissolves slowly in water, with the gradual formation of lactic acid.

Lactiferous [*lak-tay-fer-us*] [*lak-tay-fer-us*, to carry]. A term applied to vessels that convey milk. **L. Ducts**, the ducts of the mammary gland. **L. Glands**, the mammary glands. **L. Swelling**, a distention of the breast arising from obstruction of a lactiferous duct.

Lactific [*lak-tay-fik*] [*lak-tay-fik*, to make]. Producing milk.

Lactiflorous [*lak-tay-flor-us*] [*lak-tay-flor-us*, milk; *flor*, flower]. In botany, having milky white flowers.

Lactiform [*lak-tay-form*] [*lak-tay-form*, milk; *forma*, form]. Resembling milk.

Lactifuge [*lak-tay-fuj-us*] [*lak-tay-fuj-us*, to drive away]. A drug or agent that causes a lessening in the secretion of milk.

Lactigenous [*lak-tay-jen-us*] [*lak-tay-jen-us*, to produce]. Milk-producing.

Lactimid [*lak-tay-mid*] [*lak-tay-mid*, milk; *imid*], C₂H₃NO. A black substance produced by heating alumin in a current of HCl at 175-200° C. It consists of colorless leaflets that melt at a point just at 275° C., and dissolve readily in water and in alcohol.

Lactin [*lak-tay-in*] [*lak-tay-in*, milk]. Sugar of milk; lactose.

Lactinated [*lak-tay-nat*] [*lak-tay-nat*, tall]. Containing lactin.

Lactiphagous [*lak-tay-fay-us*] [*lak-tay-fay-us*, milk; *phayiv*, to devour]. Milk-devouring.

Lactipotent [*lak-tay-pot-ent*] [*lak-tay-pot-ent*, to draw]. Milk-drawing.

Lactis [*lak-tay-sis*] [*lak-tay-sis*, milk]. Pertaining to milk. **L. retin-lantia**, the retentive flow of milk. **L. retentio**, the retentive flow of milk.

Lactisma [*lak-tay-sma*] [*lak-tay-sma*, to lick; *ma*, milk]. The secretion of the teats.

Lactivorous [*lak-tay-er-us*] [*lak-tay-er-us*, to devour]. Subsisting on milk.

Lacto- [*lak-to-*] [*lak-to-*, milk]. A Latin prefix denoting connection with or relation to milk. **L.-pepsin**, a preparation of pepsin. According to Heger, its composition is: Pure pepsin 10 parts, pancreatin 7.6 parts, sugar of milk 50 parts, extract of malt 5 parts, lactic acid 2.6 parts, hydrochloric acid (25 per cent.) 10 parts, glycerin 20 parts. To this is added enough powdered tragacanth to make a pill-mass. The adult dose is about 15 grains. **L.-peptine**, a proprietary mixture claimed to contain pepsin, diastase, and pancreatin, acidulated with lactic and hydrochloric acids. One dram should peptonize 5 viij of albumin, casein or fibrin, or emulsionize 5 xvj of cod-liver oil. Dose, gr. v-xv. See *Pepsin*. Unof. **L.-peptone**, same as *L.-peptine*. **L.-phosphate**, any phosphate combined with lactic acid. **L.-proteid**, any proteid of milk, as caseinogen or lactalbumin. **L.-protein**, a derivative of milk.

Lactobiose [*lak-to-be-ös*]. See *Galactose*.

Lactobutyrometer [*lak-to-but-ir-om'-et-er*] [*lak-to-but-ir-om'-et-er*, butter; *βούτυρον*, measure]. An instrument used in estimating the proportion of butter in milk.

Lactocoele [*lak-to-sel*] [*lak-to-sel*, milk; *κύημα*, tumor]. A cyst containing a milky fluid. Same as *Galactocoele*.

Lactocrit [*lak-to-krit*] [*lak-to-krit*, milk; *κριτής*, a judge]. An apparatus for testing the quantity of fatty substance in a sample of milk.

Lactodensimeter [*lak-to-den-sim'-et-er*] [*lak-to-den-sim'-et-er*, milk; *densus*, dense; *μέτρον*, measure]. A variety of lactometer.

Lacto-globulin [*lak-to-glob'-u-lin*] [*lak-to-glob'-u-lin*, milk; *globus*, a ball]. One of the native proteids of milk; lactalbumin.

Lactoglucose [*lak-to-glu'-kös*] [*lak-to-glu'-kös*, milk; *ζάκχος*, sweet]. A saccharine substance, produced in the fermentation-fluid along with galactose. It is probably the same as glucose.

Lactokrit [*lak-to-krit*]. See *Lactocrit*.

Lactolin [*lak-to-lin*] [*lak-to-lin*, milk; *oleum*, oil]. Condensed milk.

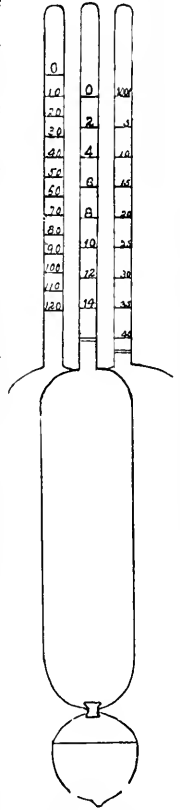
Lactometer [*lak-tom'-et-er*]. An instrument for determining the specific gravity of milk.

Lactone [*lak-ton*] [*lak-ton*, milk], C₁₀H₁₆O₄. An aromatic, colorless, inflammable fluid, derived from the dry distillation of lactic acid. The *lactones* are generally liquids, readily soluble in water, of neutral reaction, possessing a faintly aromatic odor, and can be distilled without decomposition.

Lactonic Acid [*lak-ton'-ik*]. See *Lactic Acid*.

Lactoscope [*lak-to-sköp*] [*lak-to-sköp*, milk; *σκοπεῖν*, to examine]. An instrument for estimating the proportions of water and fat-globules of milk.

Lactose [*lak-tay-sis*] [*lak-tay-sis*, milk], C₁₂H₂₂O₁₁ + H₂O. Milk-sugar; it occurs in the milk of mammals, in the



LACTOMETER.

Stem on the right graduated as used in Boston. Stem on the left shows graduation adopted in New York. Central stem graduated to show percentage of solids.

amniotic liquor of cows, and in certain pathologic secretions. It crystallizes in white, hard, rhombic prisms, containing one molecule of water. It is soluble in water, has a faint sweet taste, and is insoluble in alcohol. Its aqueous solution is dextro-rotatory. It melts at 205° C. It is much used in pharmacy for making triturations, and is the vehicle of most homeopathic preparations. See *Carbohydrates, Table of*.

Lactoserum (*lak-to-se'-rum*) [*lac*, milk; *serum*, whey]. The serum or whey of milk.

Lactosuria (*lak-to-se'-re-ah*) [*lac*, milk; *oûron*, urine]. The presence of lactose in the urine; a condition occasionally seen in pregnancy.

Lactotoxin (*lak-to-toks'in*) [*lac*, milk; *τοξικόν*, poison]. A poisonous substance found in milk.

Lactous (*lak'-tus*) [*lactosus*, milky]. Milky.

Lactuca (*lak-tu'-kah*) [L., "lettuce"]. A genus of composite-flowered herbs; the lettuces. **L. altissima**, **L. elongata**, **L. montana**, **L. sativa** (common garden lettuce), and **L. virosa**, afford lactucarium; but the **L. virosa** is the source recognized in the U. S. Pharmacopeia. **Lactuca** (B. P.) is also a synonym of **Lactucarium**, *q. v.*

Lactucarium (*lak-tu-ka'-re-um*) [L.; *gen.*, *Lactucarii*]. Lettuce. The milky juice of **Lactuca virosa**, a biennial plant. It contains a crystalline substance, **lactucerin**, to which its properties are thought to be due. It is a mild hypnotic, with sedative and diuretic properties, somewhat similar to opium, but without depressant after-effects. It is frequently an ingredient of patented cough-mixtures; varieties of commercial lactucarium are produced by other species of **Lactuca**, *q. v.* **L.**, **Ext.** (B. P.) Dose gr. v-xv. **L.**, **Ext.**, **Fld.** Dose ℥x-ʒj. **L.**, **Syr.** contains 5 per cent. of the drug. Dose ʒj-ʒj. **L.**, **Tinct.**, dose ʒss-ʒij.

Lactucerin (*lak-tu'-ser-in*) [**lactuca**, lettuce; *cera*, wax]. A crystalline substance existing in lactucarium, *q. v.*

Lactuceroil (*lak-tu'-ser-öl*) [**lactuca**, lettuce; *oleum*, oil], $C_{36}H_{60}O_2$. A crystalline substance existing in lactucerin; it occurs in two isomeric forms.

Lactic Acid (*lak-tu'-sik*) [**lactuca**, lettuce], $C_3H_5O_3$. A yellow, amorphous body found in lactucarium. It is insoluble in chloroform, ether, benzine, and carbon bisulphid. In some respects it resembles oxalic acid. See *Acid*.

Lactucin (*lak-tu'-sin*) [**lactuca**, lettuce]. A crystalline extractive of lettuce and of lactucarium.

Lactucol (*lak-tu'-kol*) [**lactuca**, lettuce], $C_{13}H_{20}O$. A substance crystallizing in needles, formed when lactucerin and potassium hydrate are melted together.

Lactucon (*lak-tu'-kon*). Same as **Lactucin**.

Lactucopicroic Acid, Lactucopicroin (*lak-tu-ko-pik'-rik, lak-tu-ko-pik'-rin*) [**lactuca**, lettuce; *πικρός*, bitter], $C_{11}H_{22}O_{21}$. An amorphous, bitter principle contained in lactucarium.

Lactumen (*lak-tu'-men*) [*lac*, milk; *pl.*, *Lactumina*]. A synonym of *Porriño larvalis*. Also, applied to that form of aphthæ in which the spots have a fanciful resemblance to clots of curd.

Lactupicin (*lak-tu-pik'-rin*). See **Lactucopicroic Acid**.

Lacuna (*la-ku'-nah*) [*lacus*, a lake; *pl.*, *Lacune*]. A little hollow space. A mucous or lymphatic follicle. **L.**, **Absorption**. See *Howship's Lacune*. **L. amatorum**, the vertical groove in the center of the upper lip. **L. Bone**. See *Bone*. **L. of Cementum**, spaces in the cement of the teeth analogous to those in bone. **L. cerebri**, the infundibulum of the brain. **L. of Cornea**, spaces between the laminae of the cornea. **L. graafiana**, Graafian follicles. **L.**, **Haversian**. See *Bone*. **L.**, **Howship's**. 1. Depressions on the surface of bone beneath the periosteum.

2. Carious excavations in bone filled with granulation-tissue. **L.**, **Intervillous** (*of placenta*), the spaces in the maternal portion of the placenta filled with blood, and in which the fetal villi hang. **L. labii superioris**. See *L. amatorum*. **L. laterales sinus superioris**, depressions along the groove of the superior longitudinal sinus. **L. magna**, the largest of the orifices of the glands of Littre, situated on the upper surface of the fossa navicularis. **L. morgagni**, the orifices of the glands of Littre, or the glands themselves. **L. pharyngis**, a depression at the opening of the Eustachian tube into the pharynx. **L. of Tongue**, the foramen cecum. See *Foramina, Table of*. **L. of Urethra**, follicular depressions in the mucous membrane of the urethra, most abundant along the floor, especially in the region of the bulb. Their mouths are directed forward.

Lacunal (*la-ku'-nal*), or **Lacunar** (*la-ku'-nar*) [*lacus*, lake]. Pertaining to the lacunæ. **L. Spaces**, the irregular fissures between the fasciuli of connective tissue, forming the beginnings of the lymphatic vessels.

Lacunose (*la-ku'-nos*) [*lacuna*, a pit, a hollow]. In biology, having pits, depressions, or spaces.

Lacunosorugose (*la-ku'-no-so-ru'-gös*) [*lacuna*, pit, hollow; *rugosa*, a wrinkle]. In biology, deeply pitted or wrinkled, as the stone of a peach.

Lacunula (*lak-ü'-nu-lah*) [dim. of *lacuna*, a lake; *pl.*, *Lacunule*]. A small or minute lacuna; an air-space, such as is seen in a gray hair when magnified.

Lacus (*la'-kus*) [L.]. A small hollow or cavity in a tissue. **L. derivativus**, one of the venous spaces in the tentorium cerebelli communicating with the superior longitudinal and lateral sinuses. **L. lacrymalis**, the space at the inner canthus of the eye, near the punctum, in which the tears collect. **L. sanguineus**, the utero-placental sinus.

Lacustrine (*la-ku'-trin*) [*lacus*, a lake]. In biology, inhabiting lakes or ponds.

La Dando (*lah dan'-do*). Synonym of *Influenza*.

Ladanum (*lad'-an-um*) [L.; Gr., *ζήδαρον*]. The concrete gummy and resinous juice of various species of *Cistus*, growing in the Mediterranean region; as *C. ladaniferus*, *C. creticus*, *C. salvifolius*, *C. cypricus*, *C. ledon*, and *C. villosus*. It is a greenish-gray solid, of bitter taste, formerly in high esteem. It is now chiefly used in making pastils for fumigation.

Ladendo (*lad-en'-do*). Synonym of *Influenza*.

Ladrerie (*lah-dra-re'*) [Fr.]. See *Measles*.

Ladric (*lah'-drik*). Pertaining to measles.

Lady Crespigny's Pill. A pill of aloes and cinchona; aloes socotr. ʒj, ext. cinchona ʒij, cinnam. ʒj, syr. absinth. q. s. It is a stomachic and laxative. Dose gr. x-xx.

Lady Hesketh's Pill. A pill similar to *Lady Crespigny's Pill*, *q. v.*

Lady Webster Pill. See *Aloe*.

Lady's Bed-straw. Cheese-rennet. The herb *Galium verum*, a refrigerant and diuretic. Dose, fld. ext. ʒss-j. Unof. **L.'s Slipper**. See *Cypripedium*.

Læmoparalysis (*le-mo-par-äl'-is-is*). See *Læmoparalysis*.

Lænnec's Cirrhosis. Atrophic cirrhosis of the liver; a form of chronic interstitial hepatitis of the liver in which the organ is greatly reduced in size and may be deformed. The weight may be reduced to a pound or a pound and a half; the surface of the organ is granular; and its substance is composed of greenish-yellow islands surrounded by grayish-white connective tissue. **L.'s Perles** and **L.'s Râle**. See *Signs and Symptoms, Table of*. **L. tubercles**, the miliary granulations of tuberculosis.

Læsis (*le'-sis*). See *LæSION*.

Lactificant *lak'ti-fant* [*lak'tis*, milk; *fant*, forming]. Lactiferous.

Lævo- [*læ'vō*, *læ'vōs*, left].

Lævrotatory [*læ'vō-tō-ri*, *læ'vōs*, left; *tō*, to turn].

Lævulin [*læ'vū-lin*, *læ'vōs*, left; *lū*, sugar].

Lævulose [*læ'vū-lōs*, *læ'vōs*, left; *lū*, sugar].

Lafayette Mixture [*lā'fay-ēt*, Lafayette; *mix'tūr*, mixture].

Lag [*lag*, *lagō*, to lag].

Lag Tooth [*lag'tōoth*, *lagō*, to lag; *tōoth*, tooth]. A loose tooth.

Lagam-balam [*lagam-ba-lam*, *lagō*, to lag; *ba-lam*, a name].

Lagatous [*lag'at-ūs*, *lagō*, to lag; *atō*, to be full of]. Lagatous, or lagatous, is a term used in the description of the larynx.

Lagena [*lag'e-nā*, *lagō*, to lag; *enā*, a vessel]. A vessel.

Lageniform [*lag'e-nif-ō-m*, *lagō*, to lag; *enā*, a vessel; *if-ō-m*, in the form of].

Lagentomum [*lag'e-nō-m*, *lagō*, to lag; *enā*, a vessel; *tō-m*, in; *enā*, a vessel].

Lagnea [*lag'nē-ā*, *lagō*, to lag; *enā*, a vessel].

Lagneia [*lag'nē-ā*, *lagō*, to lag; *enā*, a vessel]. Same as *Lagnea*. Also, cotton.

Lagnesis [*lag'nē-sis*, *lagō*, to lag; *enā*, a vessel]. Same as *Saly-* [*sal'is*, salt]. **L. furor**, an incurable lust. **L. valacitas**, a disease.

Lagnosis [*lag'nō-sis*, *lagō*, to lag; *enā*, a vessel]. Same as *Lagnosis*.

Lagochilus [*lag'ō-kil-ūs*, *lagō*, to lag; *chil-ūs*, lip]. Hare-lip. Cf. *Lagen-* [*lag'e-nā*].

Lagophthalmia [*lag'ō-ftal'mi-ā*, *lagō*, to lag; *ftal'mi-ā*, eye]. Same as *Lag-* [*lag*].

Lagophthalmic [*lag'ō-ftal'mi-k*, *lagō*, to lag; *ftal'mi-ā*, eye]. Pertaining to or affected with lagophthalmia.

Lagophthalmos [*lag'ō-ftal'mōs*, *lagō*, to lag; *ftal'mi-ā*, eye]. Inability to close the eyes, from the popular notion that a hare has his eyes open.

Lagopodous [*lag'ō-pō-dōs*, *lagō*, to lag; *pō-dōs*, hare-footed]. Hare-footed; densely clothed with long and thick hairs.

Lagostoma [*lag'ō-stō-mā*, *lagō*, to lag; *stō-mā*, mouth].

Lagrange's Exterminator. An apparatus for destroying the parasites of poultry. It is a wooden box with a hole in the front, with its feet tied, its front end open, and a special opening. In the front end a wire is bent; a few minutes of exposure will destroy all the parasites.

La Grippe [*lā'grī-p*, Fr.]. Synonym of *Influenza*.

Lamb's Method. A method of abdominal massage. The hands are placed on either side of the abdomen, and a firm but not violent double pressure is applied, extending as the other hand is moved, pressure being made by the fingers and thumb, and the movements being continued over the entire abdomen, or over the entire surface of the colon, or over the entire surface of the body.

Lamy [*lā'mi*, *lā'mi*, *lā'mi*]. The non profes-

Lakmus (*lak'mus*). See *Lacmus*.

Laky (*lak'i*). See *Lake-colored*.

Lalia (*lak'i-ah*) [*lak'i-ah*, talking]. Speech.

Lallation (*lak'a-lā-shun*) [*lak'atō*; *lallare*, to babble]. Any unintelligible stammering of speech, such as the prattling of a babe. Also, the defect or peculiarity of speech, usually racial, in which *l* is substituted for *r*.

Lalling (*lak'ing*) [*lak'are*, to babble]. Lallation; prattle; baby talk.

Laloneurosis (*lak'o-nū-rō-sis*) [*lak'ōs*, prattle; *neūron*, nerve; *pl.*, *Laloneurosis*]. An impairment of speech arising from spasmodic action of the muscles. It includes stammering and aphthongia.

Lalopathy (*lak'ō-pā-thē*) [*lak'ōs*, speech; *pāthōs*, disease]. Any disorder of speech.

Lalophobia (*lak'ō-fō-bē-ah*) [*lak'ōs*, prattle; *fōbōs*, fear]. Stutter-spasm, leading to, or complicated with, a dislike of speaking.

Laloplegia (*lak'ō-plē-jē-ah*) [*lak'ōs*, talking; *plē-jē*, a stroke.] Paralysis of speech, not due, however, to paralysis of the tongue.

Lamarckism or the Lamarckian Theory. The doctrine based upon the teachings of the French naturalist, J. B. P. A. de Monet de *Lamarck* (1744-1829), who attempted to explain the progressive evolution of nature by virtue of an inherent tendency to development through the appetency and habits of living organisms, the efforts excited by change of conditions reacting upon the structure. It is based on the theory that matter acted upon by heat, light, and electricity may spontaneously generate life of low, homogeneous organisms, and that such organisms would develop qualities of heterogeneity and organs as governed by their surroundings, and especially by their wants or desires. To this preponderating influence of new wants Lamarck ascribes the chief rôle in evolution, while Darwin emphasizes the advantage of accidental variations in the struggle for existence. See *Neo-lamarckism*.

Lambda (*lam'-dah*) [*lak'ūβda*, the Greek letter λ]. The junction of the sagittal and lambdoid sutures at the apex of the latter. See *Cranio-metric Points*.

Lambdacism (*lam'-das-izm*) [*lak'ūβda-kizmōs*, lambdacism].

1. Difficulty in uttering the sound of the letter λ.
2. Too frequent use of the *l* sound, or its substitution for the *r* sound; lallation.

Lambdoid, or Lambdoidal (*lam'-doid* or *lam-doi'-dal*) [*lak'ūβda*, the letter λ; *eidōs*, resemblance]. Resembling the Greek letter λ. **L. Suture**, the suture between the occipital and the two parietal bones.

Lambert's Method. A method of mixing colors by colored wafers and a slip of glass. By means of reflections from the surface of the latter one color may be in part reflected and superimposed on another color.

Lame (*lām*) [ME., *lame*, lame]. Crippled; halting; limping.

Lamel (*lam-el'*) [*lamella*, dim. of *lamina*, a plate]. A medicated disc, made with some soluble basis; it is used in the dosimetric application of drugs to the eye, etc.

Lamella (*lam-el'-ah*) [dim. of *lamina*, a plate; *pl.*, *Lamellæ*]. A descriptive term applied to any foliation or scale-like appearance; a thin lamina, scale, or plate. **L. of Bone**, the concentric rings surrounding the Haversian canals. **L., Bronchial**, one of the folds of the mucosa of the gills of fishes and certain molluscs. **L. carnosa**, that part of the parietal mesoblast from which the muscles of the trunk are developed. **L. ceratina**, the epiblastic layer giving origin to the skin and its appendages. **L. cerebellare**,

one of the laminae of the cerebellum. **L.**, **Concentric**, one of the plates of bone surrounding the Haversian canals. **L. coriaria**, the part of the somatopleure from which the corium and possibly the cutaneous muscles are developed. **L.**, **Cribriform**. See *Lamina cribrosa*. **L.**, **Fundamental or General**, a general term applied to all varieties of osseous lamellae. **L.**, **Haversian**. See *L.*, *Concentric*. **L.**, **Homogeneous**, the clear, apparently structureless layer of an osseous lamella. **L.**, **Intermediate**, one of the plates filling the spaces between the concentric layers of bone. **L.**, **Interstitial**. See *L.*, *Intermediate*. **L.**, **Investing**. See *L.*, *Concentric*. **L. medullaris**, the epiblastic layer forming the central nervous system and organs of special sense. **L.**, **Medullary**, the internal lamella forming the wall of the medullary cavity of hollow bones. **L. mesenterica**, that portion of the splanchnopleure from which the mesentery, and the muscular and fibrous parts of the intestines are derived. **L. mucosa**, that part of the hypoblast from which the epithelia of the gastrointestinal tract and its glands are developed. **L. of Nail**, an elevation on the corium, dove-tailing into a furrow on the under surface of the nail. **L.**, **Perineural**, the perineurium. **L.**, **Periosteal or Peripheral**, a superficial lamella of bone lying under the periosteum. **L. renalis**, that portion of the mesoblast from which the kidneys and generative organs are developed. **L.**, **Special**. See *L.*, *Concentric*. **L.**, **Striped**, the dark portion of a bone-lamella which has a striped appearance. **L.**, **Triangular**, a fibrous layer connecting the choroid plexuses of the third ventricle of the brain. **L.**, **Vascular**. See *Endochorion*.

Lamellar (*lam-ell'-ar*) **Lamellate** (*lam-ell'-ät*) [*lamella*, a thin plate]. Having the nature of, or resembling any thin, osseous or membranous tissue; composed of lamellae or thin plates. **L. Cataract**. See *Cataract*.

Lamelliferous (*lam-el-ij'-er-us*) [*lamella*, a thin plate; *ferre*, to bear]. Composed of lamellae.

Lamelliform (*lam-ell'-if-orm*) [*lamella*, a small plate; *forma*, form]. Having the shape of a lamella.

Lamelligerous (*lam-el-ij'-er-us*). See *Lamelliferous*.

Lamelliped (*lam-ell'-ip-ed*) [*lamella*, a small plate; *pes*, foot]. Having a flat or lamelliform foot.

Lamellose (*lam'-el-ös*). See *Lamellar*.

Lamellule (*lam-ell'-ül*) [*lamellula*, dim. of *lamella*, a plate]. A very small plate.

Lameness (*läm'-nes*) [ME., *lame*, *lame*]. The state of being lame. **L. Cross**, a peculiar gait of horses in which the lameness seems to be in the leg on the opposite side of the one diseased. **L. Kennel**, a rheumatic affection of dogs. **L. Uterine**, weakness of the uterus due to disease.

Lamin (*lä'-min*) [*laminum*, the dead-nettle]. An alkaloid said to exist in *Laminum album*, *q. v.*

Lamina (*läm'-in-ah*) [*L.*, a plate or scale; *pl.*, *Lamina*]. A descriptive term used to designate foliated structure. Also, any thin layer of bone, membrane, or other tissue. **L.**, **Arcuate** (*of the cerebellum*), a bundle of fibers uniting the contiguous convolutions of the cerebellum. **L.**, **Arcuate** (*of the cerebrum*), a band of fibers uniting adjacent convolutions of the cerebrum. **L. ascendens** (*of the palate bone*), the vertical plate of the palate. **L. axillis**, the primitive streak of the blastoderm. **L.**, **Basal** (*of the placenta*), the decidua serotina. **L.**, **Bowman's**, the structureless membrane between the anterior layers of epithelium and the fibrous tissue of the cornea of the eye. **L. cacuminis**, a narrow band connecting the posterior superior lobes of the cerebellum. **L. of Cerebellum**, the layers of white matter, covered

externally with gray substance, that arise from the central white axis of the cerebellum. **L. chrotalis**, the dermal plate or covering. **L. cinerea**, the connecting layer of gray matter between the corpus callosum and the optic chiasma; the terna. **L. cinerea convoluta**, the tuber cinereum. **L. conarii**, the lower lamella of the recess of the pineal gland. **L. concharum**, the inner surface of the lateral masses of the ethmoid bone. **L. connectens**, the posterior cerebral commissure. **L. connectiva**, the *colloderma*, *q. v.* **L. cortis**, the *membrana tectoria* of the internal ear. **L. cornea**, a thickened band of the ependyma of the lateral ventricle covering the tenia semicircularis. **L.**, **Cribriform**, the cribriform plate of the ethmoid. See also *L. cribrosa of the Temporal Bone*. **L. cribrosa** (*of the choroid*), in lower animals that portion of the choroid which is perforated for the passage of the optic nerve. **L. cribrosa** (*of the fascia lata*), the cribriform fascia covering the saphenous opening. **L. cribrosa anterior**, the anterior perforated space. **L. cribrosa anterior inferior**, the anterior part of the inferior fossula, through which branches of the cochlear nerve pass. **L. cribrosa media**, the middle part of the inferior fossula transmitting the branches of the auditory nerve going to the sacculæ. **L. cribrosa posterior**, the posterior perforated space. **L. cribrosa of the Sclerotic**, the perforated lamina through which the optic nerve enters the globe of the eye. **L. cribrosa of the Temporal Bone**, a small laminated bone forming the boundary of the internal auditory meatus. **L. of the Cricoid Cartilage**, the flat posterior plate of the cricoid cartilage. **L.**, **Crystalline**, the anterior part of the capsule of the crystalline lens. **L. dentata**, the dentate fascia. **L. denticulata**, the covering of the outer fifth of the vestibular surface of the bony cochlea, from which delicate teeth-like elevations project into the scala vestibuli. **L. dorsalis**, one of the two ridges bordering the medullary groove, that unite to form a canal which finally develops into the cerebro-spinal canal. See *Plates, Medullary*. **L.**, **External Medullary**, the outer of the two white layers of the lenticular nucleus. **L.**, **Fibrocuteaneous**, the parietal mesoblast. **L.**, **Fibrointestinal**, the visceral mesoblast. **L. fusca**, the pigmentary tissue of the sclera forming the ectal layer of the perichoroidial sinus. **L. gastralis**, the gastroderma, *q. v.* **L.**, **Gray**. See *L. cinerea*. **L. grisea**, the gray matter of the spinal cord. **L.**, **Internal Medullary**, the inner of the two white layers of the lenticular nucleus. **L.**, **Lateral** (*of the sphenoid bone*), the external pterygoid plate. **L. lentis**, one of the layers of the crystalline lens. **L. mastoidea**, the basal plate of the mastoid process of the temporal bone. **L.**, **Median** (*of the sphenoid bone*), the internal pterygoid plate. **L. medullaris media cerebelli**, the valve of Vieussens. **L. medullaris thalami**, a layer of white matter between the optic thalamus and the internal nucleus of the striate body. **L. medullaris transversa**, a delicate layer of gray matter covering the aqueduct of Sylvius. **L. medullaris triangularis**, the lyra of the fornix. **L. modioli**, the bony lamina spiralis of the cochlea. **L. muscularis**, the myoderma, *q. v.* **L. nervea involvens**, a delicate layer of nerve-matter covering the ventricular surface of the ependyma. **L. neurodermalis**, the epiblast. **L. Nuclear**, the nuclear layer. **L. palatina**, the horizontal plate of the palate bone. **L. papyracea**, the os planum of the ethmoid bone. **L. pedunculorum**, one of the layers of which the crura cerebri are composed. **L. perforata**, either perforated space. **L. pigmenti**, a delicate layer of

- Lanciform** (*lan'-sif-orm*) [*lanca*, lance; *forma*, form]. Lance-shaped.
- Lancinate** (*lan'-sin-át*) [*lancinare*, to tear]. To lacerate, to pierce, or tear.
- Lancinating** (*lan'-sin-a-ting*) [*lancinare*, to tear]. Tearing; shooting. **L. Pains**, rending, tearing, or sharply-cutting pains, common in posterior spinal sclerosis.
- Lancing** (*lan'-sing*). See *Lance*.
- Lancisi, Nerves of.** The *stric longitudinales*. The slight ridges of the callosum of the brain bounding the raphé. See *Nerves, Table of*.
- Landmarks** (*land'-marks*) [ME., *landmark*, the boundary of a country]. Superficial marks (such as eminences, lines, and depressions) that serve as guides to, or indications of, deeper-seated parts. The knowledge of landmarks is of the utmost importance, both to the surgeon and the physician.
- Landolph's or Landolfi's Paste.** A caustic application composed of the chlorids of zinc, antimony, bromin, and gold, which is used pure, or weakened by mixing with basilicon ointment in varying proportions. It should be spread on the surface with a spatula, or applied on charpie, and allowed to remain for 24 or 48 hours.
- Landolphia** (*lan-dol'-fo-ah*) [after Capt. *Landolph*, an explorer]. A genus of tropical climbing shrubs, including the African rubber-tree, a source of caoutchouc.
- Landolt's Method.** A method of determining insufficiency of the internal recti muscles. A small lamp or candle is surrounded by a blackened chimney, a vertical slit in which serves as an object of fixation. The light is then approximated to the eyes, and when the internal recti are no longer able to maintain the necessary convergence, two images of the slit are seen.
- Landouzy-Dejerine Type.** A type of muscular atrophy. See *Diseases, Table of*.
- Landry's Disease or Paralysis.** Acute ascending paralysis; a form of atonic paralysis described by Landry, characterized by loss of motor power in the lower extremities, gradually extending to the upper extremities, and to the centers of circulation and respiration, without characteristic sensory manifestations, trophic changes, or variations in electric reaction. See *Diseases, Table of*.
- Land-scurvy.** See *Purpura hamorrhagica*.
- Landezert, Angle of.** See *Angle*.
- Lanesin, or Lanessin** (*lan'-es-in*) [*lana*, wool]. A proprietary preparation of wool-fat similar to lanolin.
- Lanfranc's Collyrium.** A stimulant application to ulcers, containing aloes and myrrh, each 5 parts; acetate of copper, 10 parts; trisulphid of arsenic, 15 parts; rose-water, 380 parts, and white wine, 1000 parts.
- Lang's Oil.** See *Gray Oil*.
- Lange's Method.** A method of testing for CO₂ in the air. It consists in shaking in a bottle full of the air to be tested, a half ounce of clear fresh lime-water. If the air contains 7 parts per 1000 of CO₂, a turbidity of the fluid will occur.
- Langenbeck's Operation.** See *Operations, Table of*.
- Langerhans' Cells.** Certain modified epithelial cells forming the simplest nerve-endings. **L.'s Granular Layer**, the stratum granulosum of the epidermis.
- Langier's Apparatus.** A form of immovable splint for a limb. It is composed of strips of brown paper impregnated with starch paste. **L.'s Bandage.** See *Bandage*.
- Langley, Oxyntic Cells of.** See *Delomorphous*. **L.'s Test.** See *Tests, Table of*.
- Language** (*lang'-gwāj*) [*lingua*, the tongue]. The articulate sounds, signs, or symbols whereby thought is communicated. **L., Center for.** See *Aphasia*.
- Languor** (*lang'-gavor*) [L., faintness]. Lassitude. Disinclination to take bodily exercise, or to exert oneself.
- Laniaries or Laniary Teeth** (*la'-ne-ar-e-éz*) [*Dentes lanarii*; *laniare*, to rend]. The cuspid teeth; applied more particularly to those of carnivorous animals.
- Laniariform** (*la-ne-ar'-if-orm*) [*laniare*, to rend; *forma*, shape]. Shaped like the canine teeth of carnivora.
- Laniary** (*la'-ne-ar-é*) [*laniare*, to tear, rend]. In biology, applied to well-developed canine or lacerating teeth.
- Lanigerous** (*lan-ij'-er-us*) [*lana*, wool; *gerere*, to bear]. In biology, producing, or covered with wool or a woolly growth; lanate; lanose; lanuginous.
- Lank** [ME., *lank*, lank]. Lean, thin, attenuated.
- Lanoleum** (*lan-ó'-le-um*). See *Lanolin*.
- Lanolin** (*lan'-o-lin*) [*lana*, wool; *oleum*, oil]. A cholesterolin-fat obtained from sheep's wool, introduced as a basis for ointments. It does not saponify or become rancid, and is characterized by remarkable penetrative powers.
- Lanose** (*la'-nos*) [*lana*, wool]. In biology, woolly; wool-like; lanate.
- Lantana** (*lan-tá'-nah*) [L.]. A genus of verbenaceous shrubs and herbs, principally natives of tropical America. A few grow native in the U. S. **L. aculeata** is an aromatic stomachic. **L. brasiliensis** and **L. camara** are among the antipyretic species. Unof.
- Lantanin** (*lan'-tan-in*) [*lantana*]. An alkaloid extractive of *Lantana brasiliensis*, called *Yerba sagrada*. It is asserted to have antiperiodic and antipyretic properties, and has been successfully used in intermittent fevers. Dose, gr. xv-xxx. Unof.
- Lantermann's Notches or Segments.** Conico-cylindric segments in the medullary sheath of a nerve-fiber; they are marked off from one another by the incisures of Schmidt.
- Lantern of Aristotle, or Aristotle's Lantern.** In biology, the oral skeleton of a sea-urchin. **L.-jaws**, a colloquialism for a long, thin visage.
- Lanthanum** (*lan'-than-um*), or **Lanthanium** (*lan-tha'-ne-um*) [*lanthano*, to conceal; lanthanum was a substance concealed from the knowledge of chemists]. A rare metallic element; symbol La., atomic weight, 138. Little is known of its medicinal properties. See *Elements, Table of*.
- Lanthopin** (*lan'-tho-pin*) [*lanthano*, to conceal], C₂₃H₂₅NO₄. A finely crystalline alkaloid of opium. It occurs in white crystals fusible at 200° C.
- Lanuginose, Lanuginous** (*lan-u'-jin-os, lan-u'-jin-us*) [*lanuginosus*, woolly]. In biology, woolly, downy, lanate, lanose, lanigerous.
- Lanugo** (*lan-u'-gō*) [*lana*, wool]. The down-like hair that appears upon the fetus at about the fifth month of gestation; the downy growth often seen upon the face of women and girls. **L. prima**, the first growth of beard. **L. pudendorium**, pubic hair.
- Lap** [ME., *lappen*; Gr., *λάπτω*, to lap with the tongue]. 1. To lick up. 2. A lick. 3. That part of the body formed by the anterior aspect of the thighs.
- Lapactic** (*lap-ak'-tik*) [*λάττω*, to empty]. 1. Emptying; evacuating. 2. Any purgative substance.
- Lapara** (*lap'-ar-ah*) [*λαπάρα*, loose]. 1. The loins; loosely applied to the abdomen. 2. Diarrhea.
- Laparacely** (*lap'-ar-as-él*). See *Laparocely*.
- Laparectomy** (*lap-ar-ek'-to-me*). See *Enterectomy*.
- Laparelytrotomy** (*lap-ar-el-it-rot'-o-me*). Same as *Laparo-clytrotomy*.

- Laparocele** (*lap'ar-o-sel'*) [*lap'ara*, loin; *cel'*, tumor].
 [Loin or abdominal hernia.]
- Laparocholecystotomy** (*lap'ar-o-khol-est-ot-om-ee'*) [*lap'ara*, loin; *chol'*, gall; *est'*, bile; *ot'*, cutting]. An operation for the removal of a gall-stone by an abdominal incision.
- Laparoelysis** (*lap'ar-o-elys'*) [*lap'ara*, loin; *elys'*, to loosen]. An operation for the removal of the peritoneal adhesions.
- Laparocelectomy** (*lap'ar-o-sel-ek't-om-ee'*) Same as *laparocystectomy*.
- Laparocectomy** (*lap'ar-o-sel-ek't-om-ee'*) [*lap'ara*, loin; *cel'*, tumor]. In general or abdominal hernia.
- Laparocystotomy** (*lap'ar-o-sel-est-ot-om-ee'*) [*lap'ara*, loin; *cel'*, tumor; *est'*, bile]. See *Laparocystectomy*.
- Laparocystectomy** (*lap'ar-o-sel-est-ek't-om-ee'*) [*lap'ara*, loin; *cel'*, tumor; *est'*, bile]. An operation for the removal of a gall-stone by an abdominal incision. An operation for the removal of the entire sac. It consists in an abdominal incision for any cystic tumor, and the removal of the sac with dense adhesions. The operation is not, as indicated, and is not necessary, after ligation.
- Laparoceystotomy** (*lap'ar-o-sel-est-ot-om-ee'*) [*lap'ara*, loin; *cel'*, tumor; *est'*, bile]. 1. Suprapubic operation for the removal of the fetus, the sac and the placenta. 2. An operation in advanced extra-uterine pregnancy for the removal of the fetus, the sac and the placenta.
- Laparo-clytrotomy** (*lap'ar-o-klit-rot-om-ee'*) [*lap'ara*, loin; *klit'*, sheath; *rot'*, a cutting]. An operation for the removal of a tumor as a substitute for the Cesarean section. It consists in an incision over Poupart's ligament, the opening of the peritoneum until the vagina is reached, and the child thus extracted above the level of the umbilicus, but 50 per cent.
- Laparo-enterotomy** (*lap'ar-o-ent-er-ot-om-ee'*) [*lap'ara*, loin; *ent'*, intestine]. An operation through an abdominal incision.
- Laparo-gastrostomy** (*lap'ar-o-gast-rot-om-ee'*) [*lap'ara*, loin; *gast'*, stomach; *rot'*, a cutting]. The operation for the removal of a tumor through an abdominal incision.
- Laparo-hysterectomy** (*lap'ar-o-hist-er-ek't-om-ee'*) [*lap'ara*, loin; *hist'*, womb; *ek't'*, to cut out]. The operation for the removal of the uterus through an incision in the abdominal wall.
- Laparo-hystero-ophorectomy** (*lap'ar-o-hist-er-oh-fer-ek't-om-ee'*) [*lap'ara*, loin; *hist'*, womb; *oh-fer'*, to carry out]. Removal of the ovaries through an incision in the abdominal wall.
- Laparo-hysterotomy** (*lap'ar-o-hist-er-ot-om-ee'*) See *Laparo-hysterectomy*.
- Laparo-ileotomy** (*lap'ar-o-il-ee-ot-om-ee'*) [*lap'ara*, loin; *il'*, intestine]. The formation of an artificial opening in the intestine.
- Laparo-elyphotomy** (*lap'ar-o-ely-phot-om-ee'*) [*lap'ara*, loin; *elys'*, to loosen; *phot'*, a cutting]. Same as *laparocystectomy*.
- Laparo-lyctotomy** (*lap'ar-o-lyk't-om-ee'*) See *Laparo-lyctomy*.
- Laparo-matotomy** (*lap'ar-o-mat-ot-om-ee'*) [*lap'ara*, loin; *mat'*, membrane]. Inflammation of the membrane of the abdominal wall.
- Laparo-matotomy** (*lap'ar-o-mat-ot-om-ee'*) [*lap'ara*, loin; *mat'*, membrane]. A cutting out. Re-removal of the membrane of the abdominal incision.
- Laparo-matotomy** (*lap'ar-o-mat-ot-om-ee'*) See *Laparo-matotomy*.
- Laparo-epi-rectomy** (*lap'ar-o-epi-rek't-om-ee'*) [*lap'ara*, loin; *epi'*, above; *rek't'*, to cut out]. Nephrotomy through the abdominal wall.
- Laparonephrotomy** (*lap'ar-o-epi-rot'-'o-me'*) [*lap'ara*, loin; *epi'*, above; *rot'*, a cutting]. Nephrotomy through an abdominal incision.
- Laparosalingectomy** (*lap'ar-o-sal-pin-gek't-om-ee'*) [*lap'ara*, loin; *sal'pinx*, tube; *rot'*, a cutting]. Removal of a Fallopian tube through an abdominal incision.
- Laparosalingotomy** (*lap'ar-o-sal-pin-gek't-om-ee'*) [*lap'ara*, loin; *sal'pinx*, tube; *rot'*, a cutting]. 1. Cutting into an oviduct through an abdominal incision. 2. Laparosalingectomy.
- Laparoscope** (*lap'ar-o-skop'*) [*lap'ara*, loin; *σκοπεῖν*, to examine]. An instrument for examining the abdomen.
- Laparoscopy** (*lap'ar-o-skop-ee'*) [*lap'ara*, loin; *σκοπεῖν*, to examine]. The examination of the abdomen by the stethoscope, plessimeter, or by other instrumental means.
- Laparosplenectomy** (*lap'ar-o-splen-ek't-om-ee'*) [*lap'ara*, loin; *σπλήν*, spleen; *εκτομή*, a cutting out]. Removal of the spleen through an abdominal incision.
- Laparosplenotomy** (*lap'ar-o-splen-ot'-'o-me'*) [*lap'ara*, loin; *σπλήν*, spleen; *τομή*, a cutting]. The surgical incision or entrance upon the spleen through the abdominal walls.
- Laparotome** (*lap'ar-o-tom'*) [*lap'ara*, loin; *τομή*, a cutting]. A cutting-instrument used in laparotomy.
- Laparotomist** (*lap'ar-ot'-o-mist'*) [*lap'ara*, loin; *τομή*, a cutting]. A surgeon who performs laparotomy.
- Laparotomy** (*lap'ar-ot'-o-me'*) [*lap'ara*, loin; *τομή*, a cutting]. 1. Surgical incision through the abdominal wall; celiotomy. 2. Surgical entrance into the abdominal cavity through the loin or flank. (The definition first given is that offered by most lexicographers, and is in accord with common usage; but objection has been made to this use of the word. The second definition is believed to represent the etymologically more correct use of the term.) **L.**, **Conservative**, abdominal section, with a view either to aspiration of the distended Fallopian tubes, or to breaking down adhesions and freeing the diseased uterine appendages.
- Laparotyphlotomy** (*lap'ar-o-tif-lot'-o-me'*). Synonym of *Typhlotomy*.
- Laparovaginal** (*lap'ar-o-vaj'-in-al'*) [*lap'ara*, loin; *va-gi-na*, sheath]. Pertaining to the abdomen and the vagina.
- Laparysterotomy** (*lap'ar-is-ter-ot'-o-me'*). Same as *Laparohysterotomy*.
- Lapaxis** (*lap-aks'-is'*) [*ἀπαξις*, evacuation]. Evacuation.
- La Perlèche**. See *Perlèche*.
- Lapides cancerum** (*lap'id-ēs kung-kro'-rum'*) [L.]. See *Crab's-eyes*.
- Lapidillum** (*lap'id-ill'-um'*) [dim. of *lapis*, stone]. A scoop for removing stones from the bladder.
- Lapidose** (*lap'id-os'*) [*lapis*, a stone]. In biology, inhabiting stony places.
- Lapillation** (*lap'id-a'-shun'*) [*lapillus*, a small stone]. The formation of stones; lithogenesis, *q. v.*
- Lapis** (*lap'pīs'*) [L., a rock]. An alchemic term applied to any non-volatile substance. **L. dentium**, tartar of the teeth; salivary calculus. **L. divinus**, aluminated copper; a preparation used in ophthalmology. It is made by fusing together 32 parts each of cupric sulphate, potassium nitrate, and alum, and adding a mixture of 2 parts each of camphor and alum. **L. imperialis**, silver nitrate. **L. lazuli**, a beautiful blue stone of complex composition, formerly employed as a purgative and emetic, and in epilepsy. **L. lunaris**, silver nitrate. **L. mitigatus**. See *Argentum*. **L. mutabilis**. See *Tabasheer*. **L. nauticus**, a lode stone.

Laplace's Formulæ. 1. For preparing acid sublimate solution, 1 to 1000: Take of bichlorid of mercury, 1 gram; nitric acid, 5 grams; water 1000 grams. 2. For preparing acid sublimate tablets: Take of bichlorid of mercury, 1 gram; tartaric acid, 5 grams. Make into one tablet. This is to be dissolved in one liter (1000 grams) of water. 3. Acid sublimate gauze is prepared by dipping the gauze in the foregoing solution, wringing it out, and allowing it to dry in a clean atmosphere.

Lappa (*lap'-ah*) [*L.*: *gen.*, *Lappæ*]. Burdock. The root of the common burdock, *Arctium lappa*, contains a bitter principle, a resin, and tannin. It is aperient and diuretic and has some reputation as an alterative in constitutional blood-diseases. A tincture of the seed has been recommended in skin-diseases. The dose of the root is ʒj-ij, in infusion or tincture; of the fluid extract, ʒx-ʒj.

Lappaceous (*lap'-at'-she-us*) [*lappa*, a bur]. In biology, bur-like.

Lappet (*lap'-et*) [*ME.*, *lappet*, lappet]. In biology, the wattle of a bird.

Lapsana (*lap'-san-ah*) [*ῥαψάνη*, an eatable herb]. A genus of composite plants. **L. communis**, was formerly used as a laxative and in skin-diseases.

Lapsus (*lap'-sus*) [*labi*, to fall]. A fall; ptosis. **L. palpebræ superioris**, ptosis of the eyelid. **L. pilorum**, alopecia. **L. unguium**, falling of the nails.

Larch [*ME.*, *larche*, larch]. See *Larix* and *Tamarac*.

Larcher's Sign. See *Death*.

Lard and Lard-oil [*ME.*, *larden*, lard]. Adeps. The fat of the pig melted by gentle heat and strained. Crude lard is white, granular, and of the consistency of a salve, of faint odor and sweet, fatty taste. Its specific gravity is .938 to .940 at 15° C. Exposed to the air it becomes yellowish and rancid. When compressed at 32° F., it yields 62 parts of colorless lard-oil and 38 parts of compact lard. Lard is used in cooking; lard-oil for greasing wool, as a lubricant, and an illuminant.

Lardacein (*lar-da'-se-in*) [*ME.*, *larden*, lard]. An animal proteid, an indigestible amyloid substance, chiefly occurring as a pathologic infiltration into various organs, as the liver, or spleen.

Lardaceous (*lar-da'-she-us*) [*ME.*, *larden*, lard]. See *Amyloid*. **L. Kidney.** See *Bright's Disease*.

Larinoid (*lar'-in-oid*) [*ῥαρινός*, fat; *είδος*, like]. Lardaceous; as larinoid carcinoma.

Larix (*la'-riks*) [*L.*, *gen.* *Laricis*]. Larch. The dried bark of *Larix europæa*, the European larch, similar in action to balsamic and terebinthinate remedies. It is expectorant, stimulant, and astringent. **L., Tinct.** (B.P.) Dose ʒxx-xxx. See, also, *Tamarac*.

Larkspur (*lar'-spur*). The seed of *Delphinium consolida*, a diuretic and emmenagogue. Dose of the fld. ext., ʒj-x. Unof.

Larnaude's Disinfecting-fluid. A solution of zinc sulphate containing a little copper sulphate.

Larrey's Amputation. See *Operations*, *Table of*. **L.'s Apparatus**, a form of immovable dressing made by saturating the bandages in a mixture of camphorated spirit, lead-water, and white of egg. **L.'s Bandage.** See *Bandage*.

Lartigue's Pills. Pills used in the treatment of gout, containing compound extract of colchicum 20 parts, and extract of digitalis, one part.

Larva (*lar'-vah*) [*larva*, a ghost; pl. *Larvæ*]. The young stage of such animals as undergo transformation. The form that insects take in emerging from the egg, commonly known as the caterpillar or "grub" stage. Also, applied to the immature form distinguishing many of the lower vertebrates before maturity. **L., Lovén's**,

the young of the marine worm *polygordius*. **L., Müller's**, the free-swimming young of the polyclad platodes, *Thysanozoön* and *Yungia*.

Larvaceous (*lar'-vat'-she-us*), **Larval** (*lar'-vat*) [*larva*, a mask]. Covering the face like a mask.

Larval [*larva*, a ghost]. 1. Pertaining to or existing in the condition of a larva. 2. Same as *Larvaceous*. **L. Paludism.** See *Dumb Ague*. **L. Pneumonia.** See *Pneumonia*. **L. Scarlatina**, a mild case of scarlet fever in which the rash is absent.

Larvate (*lar'-vat*) [*larvatus*, masked]. Concealed; masked; applied to diseases and conditions that are hidden by more obvious conditions, or by some peculiarity of their symptoms.

Larviform (*lar'-vif-orm*) [*larva*, a larva; *forma*, shape]. Resembling or being a larva.

Larvigerous (*lar'-vij'-er-us*) [*larva*, ghost, mask; *gerere*, to carry]. In biology, bearing the larval skin.

Larviparous (*lar'-vij'-ar-us*) [*larva*, larva; *parere*, to bring forth]. In biology, bringing forth young that have reached the larval state.

Larvivorous (*lar'-vij'-or-us*) [*larva*, larva; *vorare*, to devour]. In biology, feeding on larva.

Laryngalgia (*lar-in-gal'-je-ah*) [*ῥαρυγῆ*, larynx; *ἄλγος*, pain]. Pain or neuralgia of the larynx.

Laryngeal (*lar-in'-je-al*) [*ῥαρυγῆ*, larynx]. Pertaining to the larynx. **L. Artery.** See *Arteries*, *Table of*. **L. Cough**, an hysterical manifestation in young women. It is a paroxysmal cough, with a peculiar hoarse and muffled sound, like the barking of a dog. **L. Crisis**, an acute laryngeal spasm, occurring in the course of tabes dorsalis. **L. Dilator**, an instrument designed to dilate the larynx, when the latter has become constricted by cicatricial tissues, or from other causes. **L. Edema**, infiltration of a fluid or semi-fluid into the submucous connective tissue of the larynx. It is usually associated with some disease or injury of the larynx, and occurs mainly between the eighteenth and thirty-fifth years. It is characterized by dyspnea and dysphagia. **L. Epilepsy**, a peculiar neurosis of the larynx characterized by a sense of suffocation during sleep. There is no discoverable lesion. **L. Mirror**, a small circular, silvered-glass mirror used in laryngoscopy. **L. Nerve.** See *Nerves*, *Table of*. **L. Paralysis**, a loss of power of some or of all of the muscles of the larynx. **L. Pouch.** See *Pouch*. **L. Reflex.** See *Reflexes*, *Table of*. **L. Spaces**, the upper, middle, and lower parts into which the larynx may be conveniently divided. **L. Vertigo.** See *Vertigo* and *L. Epilepsy*.

Laryngectomy (*lar-in-gek'-to-me*) [*ῥαρυγῆ*, larynx; *ἐκτομή*, a cutting out]. An operation for the extirpation of the larynx.

Laryngemphraxis (*lar-in-tem-fraks'-is*) [*ῥαρυγῆ*, larynx; *ἐμποραῖε*, stoppage]. Closure or obstruction of the larynx.


Laryngismal (*lar-in-ji'-mal*) [*ῥαρυγῆ*, larynx; *ῥαρυγῆ*, to vociferate]. Relating to laryngismus.

Laryngismus (*lar-in-ji'-mus*) [*ῥαρυγῆ*, larynx; *ῥαρυγῆ*, to vociferate]. A term loosely applied to various spasmodic affections of the larynx, such as epileptic spasm. See *Laryngeal Epilepsy*. **L. paralyticus**, a paralysis of the recurrent laryngeal nerve in horses, producing the affection called "roaring." **L. stridulus**, laryngospasm; spasmodic croup; spasm of the glottis. A spasmodic affection of the larynx, mainly confined to the early period of childhood. There is a sudden arrest of respiration, with increasing cyanosis, followed by long, loud crowing inspirations. This affection occurs in rachitic children and especially in such as are of the neurotic tendency. The attack may be severe enough to terminate life.

Laryngitis (*lar-in-jit*), *lar-in-jit*, *lar-in-jit*, *lar-in-jit*. A la-
Atrophic *lar-in-jit*, *lar-in-jit*. Atrophy of the mucous
L. Catarrhalis, *lar-in-jit*, *lar-in-jit*. **L. Croupous**. See *Croup*.
L. Diphtheric, *lar-in-jit*, *lar-in-jit*. **L. Dry**, a chronic
L. Edematous, *lar-in-jit*, *lar-in-jit*. **L. Fetid**, *lar-in-jit*, *lar-in-jit*.
L. Follicular, *lar-in-jit*, *lar-in-jit*. **L. Glandular**. See *L.*
L. Granular. See *L.*
Hypertrophic, *lar-in-jit*, *lar-in-jit*. **L. Membranous**. See *Diphtheria*.
L. Parenchymatous. See *L.*
Phlegmonous. See *L.*
L. Polypous, *lar-in-jit*, *lar-in-jit*. **L. Pseudo-membranous**, an inflammation
L. Serous. See *Larynx*. **L. Simple**, *lar-in-jit*, *lar-in-jit*. **L. Spas-
 modic**, *lar-in-jit*, *lar-in-jit*. **L. Stridulous**, *lar-in-jit*, *lar-in-jit*. **L. Sub-
 mucous**. See *L.*
L. Suffocative, *lar-in-jit*, *lar-in-jit*. **L. Tubercu-
 lous**, *lar-in-jit*, *lar-in-jit*. **L. Ulcerative**, *lar-in-jit*, *lar-in-jit*.

Laryngocoele, *lar-in-jit*, *lar-in-jit*.
Laryngocentesis, *lar-in-jit*, *lar-in-jit*.
Laryngostoma, *lar-in-jit*, *lar-in-jit*.
Laryngography, *lar-in-jit*, *lar-in-jit*.
Laryngologic, *lar-in-jit*, *lar-in-jit*. **Laryngological**, *lar-in-jit*, *lar-in-jit*.
Laryngology, *lar-in-jit*, *lar-in-jit*.
Laryngometry, *lar-in-jit*, *lar-in-jit*.
Laryngorrhagia, *lar-in-jit*, *lar-in-jit*.
Laryngostasis, *lar-in-jit*, *lar-in-jit*.
Laryngostenosis, *lar-in-jit*, *lar-in-jit*.
Laryngosyrinx, *lar-in-jit*, *lar-in-jit*.
Laryngotome, *lar-in-jit*, *lar-in-jit*.
Laryngotomy, *lar-in-jit*, *lar-in-jit*.
Laryngopathy, *lar-in-jit*, *lar-in-jit*.
Laryngopharesis, *lar-in-jit*, *lar-in-jit*.

visible]. An artificial larynx designed for illustrative purposes.
Laryngo-pharyngeal (*lar-in'-go-far-in'-je-al*) [*λάρυγγος*, larynx; *φαρυγξ*, pharynx]. Pertaining conjointly to larynx and pharynx.
Laryngo-pharynx (*lar-in'-go-far'-inks*) [*λάρυγγος*, larynx; *φαρυγξ*, pharynx]. The inferior portion of the pharynx. It extends from the greater cornua of the hyoid bone to the inferior border of the cricoid cartilage.
Laryngophony (*lar-in'-goff'-o-ne*) [*λάρυγγος*, larynx; *φωνή*, voice]. The sound of the voice observed in auscultation of the larynx with the stethoscope; also, the sound of the voice observed in auscultation of a large cavity in the lung.
Laryngophthisis (*lar-in'-goff'-this-is*) [*λάρυγγος*, larynx; *φθίσις*, wasting]. Laryngeal tuberculosis.
Laryngoplasty (*lar-in'-go-plas-te*) [*λάρυγγος*, larynx; *πλαστική*, to shape]. Plastic surgery or operation upon the larynx.
Laryngoplegia (*lar-in'-go-ple'-je-ah*) [*λάρυγγος*, larynx; *πληγή*, stroke]. Paralysis of one or more muscles of the larynx.
Laryngorrhagia (*lar-in'-gor-a'-je-ah*) [*λάρυγγος*, larynx; *ῥιγίται*, to burst forth]. Hemorrhage from the larynx.
Laryngorrhea (*lar-in'-gor-e'-ah*) [*λάρυγγος*, larynx; *ῥοία*, a flow]. Excessive secretion of the laryngeal mucosa, especially on attempting to use the organ.
Laryngoscope (*lar-in'-go-skōp*) [*λάρυγγος*, larynx; *σκοπεῖν*, to examine]. An instrument for examination of the interior of the larynx.
Laryngoscopist (*lar-in'-gos'-ko-pist*) [*λάρυγγος*, larynx; *σκοπεῖν*, to examine]. An expert in laryngoscopy.
Laryngoscopy (*lar-in'-gos'-ko-pe*) [*λάρυγγος*, larynx; *σκοπεῖν*, to examine]. Examination of the interior of the larynx by means of the laryngoscope.
Laryngospasm (*lar-in'-go-spa-zm*) [*λάρυγγος*, larynx; *σπασμὸς*, spasm]. Spasmodic contraction or closure of the glottis; spasmodic croup, as distinguished from inflammatory croup.
Laryngospasmopsellismus (*lar-in'-go-spa-zm-op-sel-is-tus*) [*λάρυγγος*, larynx; *σπασμὸς*, spasm; *ψέλλισμος*, stammering]. Spasmodic stammering of laryngeal origin, without the utterance of words.
Laryngostasis (*lar-in'-go-sta'-is*) [*λάρυγγος*, larynx; *στασις*, stagnation]. *a* Small. *b* Large. Synonym of *Croup*.
Laryngo-stenosis (*lar-in'-go-ste-no'-sis*) [*λάρυγγος*, larynx; *στενωσις*, contraction]. Contraction in size or in caliber of the larynx.
Laryngosyrinx (*lar-in'-go-si'-ringks*) [*λάρυγγος*, larynx; *σyrinx*, pipe; *pl.*, *Laryngosyringes*]. A laryngeal tube.
Laryngotome (*lar-in'-go-tom*) [*λάρυγγος*, larynx; *τομή*, a cutting]. A cutting instrument used in laryngotomy.
Laryngotomy (*lar-in'-go-tō-me*) [*λάρυγγος*, larynx; *τέμνειν*, to cut]. The operation of incision of the larynx.
L. Complete, incision of the larynx through its whole length. **L.** Median, incision into the larynx through the thyroid cartilage. **L.** Subhyoid, incision into the larynx through the thyro-hyoid membrane. **L.** Superior, and **L.** Thyro-hyoid, incision into the larynx through the thyro-hyoid membrane.



LARYNGOSCOPIC MIRRORS. *a* Small. *b* Large.

Laryngo-tracheal (*lar-in'-go-tra'-ke-al*) [*ῥάρυξ*, larynx; *τραχεία*, the windpipe]. Pertaining conjointly to the larynx and the trachea.

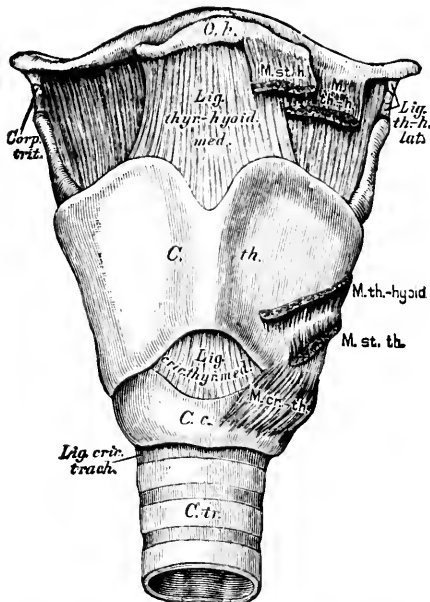
Laryngotracheitis (*lar-in'-go-tra-ke-it'-tis*) [*ῥάρυξ*, larynx; *τραχέειν*, windpipe; *τις*, inflammation]. Inflammation of the larynx and the trachea.

Laryngotracheopyra (*lar-in'-go-tra-ke-oft'-ir-ah*). Synonym of *Croup*.

Laryngotracheotomy (*lar-in'-go-tra-ke-oft'-o-me*) [*ῥάρυξ*, larynx; *τραχέειν*, windpipe; *τομή*, cutting]. That form of the operation of tracheotomy in which the cricoid cartilage, and one or more of the upper rings of the trachea are divided.

Laryngo-typhoid (*lar-in'-go-ti'-foid*), **Laryngotyphus** (*lar-in'-go-ti'-fus*) [*ῥάρυξ*, larynx; *τύφος*, smoke]. Typhoid fever associated with marked laryngeal complications.

Larynx (*lar'-inks*) [*ῥάρυξ*, larynx]. The upper part of the air-passage between the trachea and the base of the tongue. It comprises three single cartilages, the



LARYNX, FRONT VIEW, SHOWING THE LIGAMENTS AND INSERTION OF MUSCLES.

O. h. Os hyoides. *C. th.* Thyroid cartilage. *Corp. trit.* Corpus triticeum, or lesser cornu of the hyoid bone. *C. c.* Cricoid cartilage. *C. tr.* Tracheal cartilage. *Lig. thyro-hyoid med.* Middle thyro-hyoid ligament. *Lig. thyro-h. lat.* Lateral thyro-hyoid ligament. *Lig. cric-thyr. med.* Middle crico-thyroid ligament. *Lig. cric-trach.* Cricotracheal ligament. *M. st-h.* Sternohyoid muscle. *M. th-hyoid.* Thyro-hyoid muscle. *M. st-th.* Sternothyroid muscle. *M. cr-th.* Cricothyroid muscle.

thyroid, the cricoid, and the epiglottis, and three pairs of cartilages, the arytenoids and those of Santorini and Wrisberg. It is lined by an extremely sensitive mucosa, which is thrown into two transverse, lipped folds that constitute the vocal bands.

Lascivious (*las-iv'-e-us*) [*lascivia*, wantonness]. Libidinous. Wanton. Having an unlawful desire.

Laser (*la'-ser*) [L.]. 1. A gum-resin highly prized by the ancients; probably the same as *Asadulcis*, *q. v.* 2. The resin of *Laserpitium latifolium*. Unof.

Laser, Bacillus of. See *Bacteria*, *Synonymatic Table of.*

Laserpitium (*las-er'-fish'-e-um*) [L.]. A genus of resinous and umbelliferous old-world herbs, various spe-

cies of which have been employed in medicine. **L. latifolium**, or laserwort, is tonic and stimulant; its root abounds in a cathartic gum resin. Unof.

Lash [M.E., *lash*, the flexible end of a whip]. An eye-lash.

Lassaigne's Test. See *Semen* and *Tests*, *Table of.*

Lassar's Paste. A paste used in the treatment of erythema intertrigo. It consists of salicylic acid 30 grains, oxidid of zinc and powdered starch each 6 drams, vaselin 2 ounces. This is spread over the involved area. It is curative and affords protection from discharges.

Lassitude (*las'-it-ut*) [*lassitudo*; *lassus*, tired]. A state of exhaustion or weakness, arising from causes other than fatigue.

Lasso-cell. One of the peculiar filiferous cell-like structures of celerentates, having the power of throwing out with great rapidity the contained thread, which produces a stinging sensation when brought in contact with the skin; a netting cell; an urticating organ.

Lata, or **Latah** (*la'-tah*) [Jav.]. An hysterical neurosis locally prevalent in Java, nearly identical with the disorder of the jumpers in Maine and Canada, and with the myriachit of Siberia. The will and the motor centers appear to lack coordination, and the patient becomes to some extent obedient to the will of others, in spite of his own volitions. See *Palmus* and *Chorca*, *Automatic*.

Latebra (*lat'-eb-rah*) [*latebra*, a hiding-place; *pl.*, *Latebrae*]. In biology, the central space of the food-yolk of a meroblastic ovum.

Latebricole (*lat-eb'-rik-ol*) [*latebra*, a hiding-place; *colere*, to dwell]. In biology, inhabiting a hiding-place, as certain spiders, crabs, etc.

Latency (*lat'-en-se*) [*latere*, to be hid]. The condition of being latent or concealed.

Latent (*lat'-ent*) [*latere*, to be hid]. Concealed. Not manifest. In physics, applied to heat that apparently disappears when a liquid is vaporized or a solid melted.

L. Period, the time required for the incubation of a disease. **L. Squint.** See *Insufficiency*.

Laterad (*lat'-er-ad*) [*latus*, the side; *ad*, to]. Toward the lateral aspect.

Lateral (*lat'-er-al*) [*lateralis*, belonging to the side]. At, belonging to, or pertaining to the side. Situated on either side of the median vertical plane. See *Position and Direction*, *Table of.* **L. Column**, that column of the spinal cord between the ventral and dorso-lateral fissures. **L. Ginglymus**, an articulation in which a pivot turns within a ring or a ring around a pivot. **L.**

Laparo-nephrectomy, Langenbuch's operation. See *Operations*, *Table of.* **L. Line**, in biology, a very delicate organ of sense, usually tubular, that runs along each side of almost all fishes. According to M. de Sède, it is sensitive to the faintest movements of the water, giving the fish continual information as to the state of the medium in which it lives. **L. Operation**, that form of operation in lithotomy in which the opening is made on the right or left side of the perineum. **L. Organs.** See *Organs*. **L. Plates**, the part of the mesoblast lying external to the provertebrae. **L. Sclerosis, Amyotrophic**, a disease of the lateral columns and anterior gray matter of the cord. It is characterized by motor weakness and a spastic condition of the limbs, associated with atrophy of the muscles and final involvement of the nuclei in the medulla oblongata. The cause is unknown, and death may result in from two to three years. **L. Sclerosis,**

Primary, Spasmodic Tabes dorsalis; *Spasmodic Spinal Paralysis*; *Spastic Paraplegia*; a sclerotic disease of the crossed pyramidal tracts of the cord characterized by paralysis of the limbs, with rigidity, increased

- Sydenham's.** Synonym of *Finum opii*. **L., Warner's,** an ammoniated tincture of opium. Unof.
- Laugh** (*lahf*) [ME., *laughen*, to laugh]. 1. To make an audible expression of mirth. 2. The audible expression of mirth. **L., Canine, L., Sardonic.** Synonyms of *Risus sardonicus*, *q. v.*
- Laughing, or Laughter** (*lahf'-ing, lahf'-ter*) [ME., *laughen*, to laugh]. A succession of rhythmic, spasmodic expirations with open glottis and vibration of the vocal bands. **L. Gas,** nitrous oxid, or protoxid of nitrogen. See *Nitrous Oxid* and *Anesthetics*. **L. Muscle,** the risorius. See *Muscles, Table of*.
- Laugier's Hernia.** See *Hernia* and *Diseases, Table of*.
- Laumonier's Ganglion.** The superior carotid ganglion.
- Laurel** (*larv'-rel, lar'-el*) [*laurus*]. See *Cherry-laurel, California Laurel, Great Laurel, Kalbia, Laurus. L.-water, aqua laurocerasi.* See *Cherry-laurel*.
- Laurer, Canal of.** See *Canal*.
- Laurin** (*larv'-rin*) [*laurus, laurel*], $C_{22}H_{30}O_2$. A fatty, crystallizable substance obtainable from the berries of the European laurel, *Laurus nobilis*.
- Lauro-cerasus** (*larv-ro-ser'-as-us*) [*laurus, laurel; cerasus, cherry-tree*]. See *Cherry-laurel*. **Lauro-cerasi folia,** the leaves of the European cherry-laurel.
- Laurus** (*larv'-rus*) [L.]. A genus of old-world trees and shrubs; the true laurels. Formerly the plants that produce benzoin, camphor, cassia, cinnamon, etc., were assigned to this genus, but at present it is much restricted by botanists. **L. nobilis,** the noble laurel, is indigenous in the south of Europe. Its fragrant oils (one essential, from the leaves, and the other fixed, from the berries) are chiefly used in liniments. Unof.
- Lauryl** (*larv'-ril*) [*laurus, laurel*], $C_{12}H_{25}$. A univalent radicle, the hydrid of which is dodecane.
- Laurylene** (*larv'-ril-ën*) [*laurus, laurel*], $C_{12}H_{24}$. A liquid with a high boiling-point, found in certain mineral oils.
- Lauth's Ligament.** See *Ligament*. **L.'s Violet.** See *Pigments, Conspectus of*.
- Lava** (*lah'-vah*) [L., a flood or torrent]. The molten ejecta of a volcano.
- Lavage** (*larv'-ahzh'*) [Fr.]. Irrigation or washing out of an organ, such as the stomach, the bowel, etc.
- Lavamentum** (*larv-am-en'-tum*) [*lavare, to wash*]. An injection.
- Lavandula** (*larv-an'-du-lah*). See *Lavender*.
- Lavater, Angle of.** See *Angle*.
- Lavatera** (*larv-at-e'-rah*) [after the two *Lavaters*, physicians of Zurich]. A genus of malvaceous trees, shrubs, and herbs, natives of the old world. **L. thuringiaca, L. triloba,** and others abound in mucilage, and are used as demulcent remedies. Unof.
- Lavation** (*larv-a'-shun*) [*lavatio, from lavare, to wash*]. Lavage. **L. of the Blood,** intravenous injection of water.
- Lavatory** (*larv-at-or-e*) [*lavatorium, a place for bathing*]. A wash or lotion for a diseased part.
- Lave** (*larv*) [*lavare, to wash*]. To wash; bathe.
- Lavel** (*larv'-vel*) [Prov. Eng.]. A local name for the epiglottis.
- Lavement** (*larv'-ment*) [*lavare, to wash*]. 1. A wash; the act of washing. 2. A clyster or enema.
- Lavender** (*larv'-eu-der*) [*lavare, to wash*]. The flowers of *Lavandula vera*, having properties due to a volatile oil. It is aromatic, stimulant, and carminative, but is used mainly as a flavor and as an adjunct to other medicines. **Lavandulæ, Ol.,** the volatile oil distilled from the whole herb. Dose ʒj-v . **L., Ol., Florum,** the oil distilled from the fresh flowers; preferable to the preceding. Dose ʒj-v . A constituent of *Spt. odoratus*. **L., Spirit of,** 5 parts of the oil in 95 of alcohol; a perfume. Dose ʒss-j . **L., Tinct., Comp.,** oil of lavender 8, oil of rosemary 2, cinnamon 18, cloves 4, nutmeg 10, red saunders 8, alcohol 680, water 270, dilute alcohol to make 1000. Dose ʒss-ij . A constituent of Fowler's solution. To the labiate genus *Lavandula* also belong *L. spica*, or broad lavender (which furnishes the *oil of spike*), and other medicinal species.
- Laveran's Corpuscles, or Plasmodia.** The *Plasmodia malarie*, first described by Laveran as *Oscillaria malarie*. See *Para-ites (Animal), Table of, and Plasmodium*.
- Laville's Liquid Mixture, or Antigout Remedy.** A mixture used in acute rheumatism. It is said to be a tincture of quinin and colocynthin, but very probably the active principle in it is colocynthin. See *Colocynthis*.
- Lavipedium** (*larv-ip-el'-de-um*) [*lavare, to wash; pes, foot*]. A foot bath; a pediluvium.
- Law** (*larv*) [ME., *lawe*, a law]. A generalized and epitomized statement of facts. A general rule, or constant mode of action of forces, or phenomena. A rule of action prescribed by authority. See *Jurisprudence*. **L. of Abridged Transmission,** the forms assumed by an individual in its ontogeny differ somewhat from the accepted ancestral type. **L. of Adaptation,** the law that a living organism, under whatsoever conditions, will mould itself into harmony with those conditions, and thus continue its existence, whether in a more perfect or less perfect form. **L., Angström's, of Absorption-spectra,** the "rays that a substance absorbs are precisely those that it emits when made self-luminous." **L., Ampère's.** See *Ampère*. **L. of Avogadro,** equal volumes of all gases and vapors, at like temperature and like pressure, contain an equal number of molecules. **L., Baer's,** the principle that the evolution of any animal form is determined, *first*, by increasing histologic and morphologic differentiation, and *secondly*, by transition from a more general to a more specific type. **L., Bell's,** the law that the ventral roots of the spinal nerves are motor, and the dorsal sensory. See also *Wallerian Degeneration*. **L., Berthollet's,** when two salts in solution can by double decomposition produce a salt less soluble than either, this salt will be produced. **L., Boudin's,** that antagonism exists between tuberculosis and malaria. **L., Boyle's,** at any given temperature the volume of a given mass of gas varies inversely to the pressure that it bears. This is also called *Mariotte's Law*. **L., Brewster's,** the angle of polarization of a body is equal to that angle of incidence at which the reflected rays are at right angles to those refracted. **L., Charles's,** equal increments of temperature add equal amounts to the product of the volume and pressure of a given mass of gas. The increase is $\frac{1}{273}$ of its volume measured at -273°C ., which is the zero of absolute temperature. **L., Colles',** a child born of a mother who is without obvious venereal symptoms, and which, without being exposed to any infection subsequent to its birth, presents symptoms of syphilis when a few weeks old, can infect the most healthy nurse, whether she suckle it or merely handle and dress it, while it will not infect its own mother, even though she suckle it while it has venereal ulcers of the lips and tongue. **L. of Contemporaneous Transmission,** changes in an individual appear at the same time as they appeared in its ancestor. **L., Coulomb's,** the force of attraction or repulsion between two charges of electricity is proportional to the quantity of electricity acting, and inversely proportional to the square of the distance between them. **L., Dalton's, or L., Dalton-Henry's,** although the volume of a gas

of Denritic Proportion, a law which states that the ratio of the length of the denrite to the diameter of the axon is constant. **L.** of Deibrecht's, a law which states that the ratio of the length of the denrite to the diameter of the axon is constant. **L.** of Diffusion of Gases through Membranes, **L.** Donders'. **L.** Dulong and Petit's, the law which states that the sum of the specific heats of the solid, liquid, and gaseous states of a substance is constant. **L.** of Electrotonus, in which the intensity of nervous excitation varies inversely as the distance from the source of the electrotonic current. **L.** of Eccentric Sensations, that the excitation in the nerve cells is always referred to the center of the nerves. **L.** of Faraday's, 1. The quantity of electricity which is produced by a given amount of current is proportional to the amount of current. 2. The electro-chemical equivalent of an element is proportional to its atomic weight. **L.** Fechner's, the most expanded and contracted states of a part as to the relation of the stimulus and the changes in the intensity of the stimulus. **L.** Fleischl's, of Contraction, in which the intensity of contraction varies at the inverse square of the distance from the point of functional substitution. **L.** Gay-Lussac's. See **L.** Goddell's, a law which states that the ratio of the length of the denrite to the diameter of the axon is constant. **L.** Graham's, the rate of diffusion of a gas is inversely proportional to the square root of its molecular weight. **L.** Heckel's Fundamental Biologic, the law which states that the intensity of the stimulus is proportional to the logarithm of the intensity of the stimulus. **L.** Hilton's, the law which states that the intensity of the stimulus is proportional to the logarithm of the intensity of the stimulus. **L.** of Homotopic Transmission, the law which states that the intensity of the stimulus is proportional to the logarithm of the intensity of the stimulus.

genitor. **L.**, **Hook and Gravesande's**, of Elasticity, that the tension is directly proportionate to the length of the body extended, and to the amount of the extending weights, and that it is also inversely proportionate to the diameter of the extended body. **L.**, **Huxley's**, the physical differences between man and the higher apes are less marked than those between the higher and the lower apes. **L.**, **Joule's**, the heating-power of a current is proportional to the product of the resistance, the square of the current-strength, and the time the current flows. **L.**, **Kirchhoff's**, in electricity: 1. The sum of all the positive currents is equal to the sum of all the negative currents, and, hence, if we add these, the result is zero. 2. The sum of all the electromotive forces in any circuit is equal to the sum of all the products obtained by multiplying the separate currents by the resistances through which they are flowing. 3. In optics, the law that a transparent body absorbs from a beam of light passing through it those rays which it emits in the incandescent state. See **L.**, **Angström's**. **L.**, **Kofacker-Sadler's**, a law as to the cause of the difference of sex. From a study of 80,000 cases these observers conclude that if the husband is younger than the wife there are as many boys as girls; if both are of the same age there are 1029 boys to 1000 girls; if the husband is older, 1057 boys to 1000 girls. **L.**, **Kopp's** (of boiling points), the addition of CH₂ to members of certain homologous series of chemic compounds raises the boiling-point about 19.5° C. **L.**, **Lenz's**, the law in electro-magnetic induction that the direction of induced currents is such that their reaction arrests the motion that produces them. **L.**, **Levert's**, that in placenta previa there is a marginal insertion of the cord. **L.**, **Listing's**, pertains to the movements of the eye ball: when moved from the position of rest, the angle of rotation in the second position is the same as if the eye were turned about a fixed axis perpendicular to the first and second positions of the visual line. **L.**, **Louis'**, in adults the lungs usually contain tubercle when it is present elsewhere in the body. **L.**, **Magnus's**, in thermo-electricity, the law that "in circuits of the same metal throughout, no electromotive force is produced by variation in temperature or of section of the conductor at different parts of the circuit." **L.**, **Malaguti's**, when two salts are mixed in solution double decomposition occurs and four salts are formed (metathesis), the proportions of each depending on the strength of union of the respective basic and acid radicles. **L.**, **Mariotte's**, the law of physics that the volume of a gas varies inversely as the pressure to which it is subjected. See **L.**, **Boyle's**. **L.** of Molecular Weights, the molecular weight of an element is twice its atomic weight (with the exception of Hg and Cd); the molecular weight of a compound is equal to half the sum of the atomic weights of its elements. **L.** of Multiple Proportions, that two substances uniting to form a series of chemic compounds, do so in proportions that are simple multiples of one another or of one common proportion. **L.**, **Newton's**, the unit force is that force which, acting for unit time on the unit mass, produces unit velocity. **L.**, **Ohm's**, the law that the current-strength varies directly as the electromotive force, and inversely as the resistance. It is usually expressed by the formula $C = \frac{E}{R + r}$, in which C is the current in ampères; E, the electromotive force in volts; R, the resistance of the external, and r, that of the internal part of the circuit, in ohms. **L.** of Organic Balance, excessive development of one part of an organism is counterbalanced by deficient growth of another part. **L.**, **Pflüger's**, that a given tract of nerve is stimulated by

the appearance of kathelectrotonus and the disappearance of anelectrotonus—not, however, by the disappearance of kathelectrotonus, or by the appearance of anelectrotonus." **L. of Progress**, the law of progressive increase in the perfection of organisms in the successive periods of the earth's history. **L., Psycho-physical**. See *L., Fechner's*. **L. of Reciprocal Proportions**, two elements combining with a third do so in proportions that are simple multiples or simple fractions of those in which they combine with each other. **L. of Refraction**, that rays of light entering a denser medium are deflected toward a perpendicular drawn through the point of incidence, and those entering a rarer medium are deflected away from the same perpendicular. **L., Ritter's or Ritter-Valli's**, if a nerve be separated from its center, or if the center die, the excitability of the nerve is *increased*: the increase of excitability begins at the central end, and travels towards the periphery; the excitability then *falls* until it disappears entirely. **L. of Sexual Transmission**, a parent transmits characteristics to children of his or her sex not transmitted to the opposite sex. **L., Stokes'**: 1. See *L., Angström's*. 2. Every muscle in relationship with an inflamed mucous or serous surface becomes paralyzed. **L., Tait's**, in every disease of the abdomen or pelvis in which the health is destroyed or life is threatened, and in which the condition is evidently not due to malignant disease, an exploration of the cavity by celiotomy should be made. **L., Toynbee's**, a law concerning intra-cranial disease secondary to otitis. It is that the cerebellum and lateral sinus suffer from disease of the mastoid, while the cerebrum is endangered by caries of the tympanic roof. **L., Valli-Ritter's**. See *L., Ritter-Valli's*. **L., Van der Kolk's**, the sensory fibers of a mixed nerve are distributed to parts that are moved by muscles that receive the motor fibers of the same nerve. Thus, in nerve-lesions the chief sensory symptoms are always peripheral or distal from the chief motor symptoms. **L., Volta's, of Tension**, the contact of two different substances produces an electromotive force equal to the algebraic difference of their electric condition, which difference is constant for the same substances. **L., Vulpian's**, the functions of a destroyed portion of an animal's brain are assumed by the remaining portion. **L., Wallerian, of Degeneration**; from experiments Waller showed that the trophic centers of the ventral roots of spinal nerves lie in the multipolar nerve-cells of the ventral horns of gray matter, while those of the dorsal roots lie in the ganglia placed upon them. Generalized, the law predicates that the course of the impulses in a nerve may be ascertained by tracing the course of the subsequent degeneration. **L., Weber's**, the principle that that variation of stimulus that causes the smallest appreciable variation in sensation maintains, approximately, a fixed ratio to the total stimulus. See also *L., Fechner's*.

Lawn-tennis Arm. Displacement of the tendon, or body (or both) of the pronator radii teres. Common in lawn-tennis players. **L.-t. Knee**. See *Knee*. **L.-t. Leg**, tendinous, fascial, or muscular rupture in the calf or sura.

Lawsonia (*lavo-so'-no-ah*). See *Ikema*.

Lax (*laks*) [*laxus*, loose]. Loose; not tense.

Laxarthrus (*laks-ar'-thrus*) [*laxus*, loose; ἄρθρον, joint]. Luxation of a joint.

Laxative (*laks'-at-iv*) [*laxativus*; *laxare*, to loosen]. 1. Aperient; mildly cathartic. 2. An agent that loosens the bowels; a mild purgative.

Laxator (*laks-a'-tor*) [*laxare*, to loosen]. That which

loosens or relaxes. A name applied to various muscles. **L. tympani**. See *Muscles, Table of*.

Laxitas (*laks'-it-us*) [L.]. Looseness. **L. alvi**, diarrhea. **L. gingivarum**, spongy gums. **L. intestinorum**, diarrhea. **L. ventriculi**, atony of the stomach.

Laxity (*laks'-it-e*) [*laxitas*, looseness]. Lack or loss of tone or tension; a relaxed, loose, or spongy state of a tissue.

Layer (*la'-er*) [ME., *leyer*, a layer]. A mass of uniform, or nearly uniform, thickness, spread over or covering a considerable area. **L., Bacillar** (*of the retina*), the layer of rods and cones of the retina. **L., Basement**, basement membrane, *q. v.* **L., Bowman's**. See *Lamina, Bowman's*. **L., Fibrous** (*of the pericardium*), the outer layer of the pericardium, continuous above with the deep cervical fascia. **L., Fundamental**, one of the three layers of the blastoderm, *q. v.* **L., Ganglionic**, a layer of angular cells of the cerebral cortex, best developed in the motor area. **L., Germinal**. See *L., Fundamental*. **L., Henle's**, the outer layer of the inner root-sheath of the hair. **L., Huxley's**, the inner layer of the inner root sheath of the hair. **L., Horny** (*of the epiderm*), the superficial layer of the skin. **L., Inner Molecular**, one of the layers of the retina. **L., Latticed**, the formatio reticularis, *q. v.* **L., Malpighian**, the rete mucosum of the skin. **L., Ollier's**. See *L., Osteogenetic*. **L., Osteogenetic**, the lower layer of periosteum, connected with the formation of bone. **L., Papillary** (*of the skin*), the upper layer of the true skin, having papillary projections fitting into the epidermis. **L., Pigmentary** (*of the retina*), the innermost layer of cells of the retina extending also to the choroid, ciliary body, and iris. **L., Primitive, or Primordial**, the layers of the blastoderm; by some applied to epiblast, hypoblast, and mesoblast; by others to the first two only. **L. of Rods and Cones**. See *L., Bacillar*, and *Retina*. **L., Serous**, the ental layer of serous membranes, consisting of endothelium.

Layering (*la'-er-ing*) [ME., *leyer*, a layer]. The propagation of plants by layers.

Layette (*lay-et'*) [Fr.]. The full outfit of garments, bedding, etc., for a new-born child.

Layman (*la'-man*) [D., *leman*, a layman]. A member of the laity.

Lazar (*la'-zar*) [from *Lazarus*, a Biblical name]. An old name for a leper, or for any person having a repulsive disease.

Lazaret Fever. A synonym of *Typhus Fever, q. v.*

Lazaretto (*laz-ar-et'-o*) [Ital., a pest-house]. A quarantine establishment. Also, a place for fumigation and disinfection.

Lazari malum (*laz'-ar-i ma'-lum*) [L., "Lazarus' ill'"]. Synonym of *Leprosy*.

Lazulite (*laz'-u-lit*) [S., *azul*, blue]. A mineral of a light-blue color, composed of the hydrous phosphate of aluminum, magnesium, and iron.

Leaching (*lech'-ing*) [ME., *leechen*, to wet]. In chemistry, removing by percolation.

Lead (*led*) [ME., *lead*, lead]. See *Plumbum*. **L., Black**. See *Graphite*. **L.-colic**. See *Colic*. **L.-encephalopathy**, a morbid condition of the brain due to chronic lead-poisoning. **L.-line**, blue line; the line of discoloration on the gums in cases of chronic lead-poisoning. **L.-pipe Contraction**, Weir Mitchell's term for the marked resistance encountered in attempting to flex the legs in cases of spastic paraplegia of infants, the resistance gradually yielding as the effort to flex is maintained; also the condition of the limbs in the cataleptic state in which they maintain any position that is given them. **L.-pipe Paralysis**. Same as

L. poisoning, *plumbism*, saturnism. Poisoning by lead, a systemic poisoning. It is due to the direct absorption of the system. The symptoms are abdominal pain, constipation, constipation, and a blue line at the junction of the gums and the teeth. The treatment is by the use of opium, calomel, and castor oil. **L. Sugar of.** See *Sugar of Lead*. **L. Vinegar of.** See *Plum or Lead Vinegar*. **L. White.** See *White of Lead*. **L. Pattison's White,** the oxidized of lead.

Leader (ME. *leader*) [*leade*, to lead]. A show or guide.

Leaf (ME. *leaf*) [*leaf*, to leaf]. In botany, a flattened, green, photosynthetic organ on the stem of a plant, serving as the way in which the plant obtains its food from the air and soil. See *Leafy*. **L. Green.** See *Leafy Green*.

Leaflet (ME. *leaflet*) [*leaflet*, a small leaf]. A small leaf, or part of a leaf.

Lean (ME. *lean*) [*lean*, to lean]. 1. Without fat; thin. 2. **L.-faced,** having a thin face.

Leanness (ME. *leannes*) [*lean*, to lean]. A condition of being without fat or flesh.

Leap (ME. *leap*) [*leap*, to leap]. To bound; to jump.

Leaping (ME. *leaping*) [*leap*, to leap]. Springing; jumping.

Leash (ME. *leash*) [*leash*, to leash]. The network of a vessel, or the network of a vessel may be

Leather (ME. *lether*) [*lether*, a material made from animal skins]. A material made from animal skins, the process of which is called tanning. There are many methods of tanning, and the products are called leathers, so named because of the heavy and firm texture of the material. It is made from the skins of many animals, but for its true leather character is obtained for its true leather character by using the whole thickness of the skin. **L. Dressing.** These are the various methods of tanning for strength and durability. The Hackney leather is made by coating it with oil, and the sheep leather is made by coating it with oil and fish oil.

L. Dressing. These are the various methods of tanning for strength and durability. The Hackney leather is made by coating it with oil, and the sheep leather is made by coating it with oil and fish oil.

L. Dressing. These are the various methods of tanning for strength and durability. The Hackney leather is made by coating it with oil, and the sheep leather is made by coating it with oil and fish oil.

L. Dressing. These are the various methods of tanning for strength and durability. The Hackney leather is made by coating it with oil, and the sheep leather is made by coating it with oil and fish oil.

L. Dressing. These are the various methods of tanning for strength and durability. The Hackney leather is made by coating it with oil, and the sheep leather is made by coating it with oil and fish oil.

on, as sheep-skin rugs, etc., as well as light calf-kid and glove-leather, are always alum-tanned. The glove-leather thus obtained has softness and considerable strength, but is not thoroughly water-resistant. **Parchment and Vellum:** the first of these is prepared from the skins of sheep and goats, and the second from the skins of calves. The skins are washed, limed, un-haired, and fleshed, and then stretched thoroughly. They are then again well-scraped and rubbed with pumice-stone, and allowed to dry on a frame in the shade, care being taken to avoid sunshine or frost. Very fine vellums are prepared with the finest pumice-stone. **Pigskin,** a valuable side-product of the leather industry. It is essentially an emulsion of oxidized fish-oil, produced by soluble albuminoids. It is used largely for currying purposes. **L.-brown.** Same as *Phenyl-leucobrown*. **L.-wood.** See *Dirca palustris*.

Leathery (*leth'-er-ee*) [*ME., lether*, leather]. Resembling leather; applied to thickened arteries, to various tough tissues in the body, and to the liver, spleen, or lungs.

Leaven (*lev'-en*) [*levare*, to raise]. A name given to several species of ferments belonging to the class of *Saccharomyces*, of which the culture known as "sour dough" is a common example.

Leban, Leben (*leb'-an, leb'-en*) [*Ar., leban*]. A variety of fermented milk of the Arabs. It is made by adding some of the fermented milk of the previous day to the fresh milk as soon as it is brought in from the milking. It is a slightly acid fluid of the consistency of cream, with small, flaky curds, and with the taste of buttermilk. It is easily digested, and hence is suitable for invalids. It corresponds to the "Matzoon" of the Turks.

Leber's Disease. Congenital malformation of the optic nerve, with atrophy. Hereditary optic atrophy. See *Diseases, Table of*.

Lecat's Guff. The dilated bulbous portion of the urethra.

Lecheguana (*le-cha-gwan'-ah*) [*Port.*]. A kind of poisonous honey collected in S. America from flowers of the genera *Paullinia* and *Serjania*. It produces hilarity, followed by heavy narcotic slumber, and later by melancholic depression. Unof.

Lechopyra (*lek-op'-i-r-ah*) [*Ἰεχόω*, a lying-in woman; *πῦρ*, fire, fever]. Puerperal fever.

Lecithigenous (*les-ith-ij'-en-us*) [*ἰέκισθος*, yolk; *γεννῶν*, to beget]. Producing lecithin.

Lecithin (*lek-ith-in*) [*ἰέκισθος*, yolk of egg; *C₄₄H₉₀NPO₆*]. A complex nitrogenous fatty substance occurring widely spread throughout the animal body. It is found in the blood, bile, and serous fluids, as well as in the brain, nerves, yolk of egg, semen, pus, and white blood corpuscles. It is a colorless, slightly crystalline substance, readily soluble in cold, and very much so in hot alcohol. It swells up in water, and throws out curling filamentous processes at the same time. It is easily decomposed. The *lecithins*, as a class, form a group of substances the type of which is normal lecithin.

Lecithoid (*lek-ith-oid*) [*ἰέκισθος*, yolk; *εἶδος*, like]. Resembling lecithin.

Lecithophore (*lek-ith-o-fore*) [*ἰέκισθος*, yolk; *φορεῖν*, to bear]. A layer of cells in the ovum, constituting the floor of the segmentation cavity.

Lecithus (*lek-ith-us*) [*ἰέκισθος*, yolk]. The egg-yolk.

Lecithymen (*lek-ith-i-men*) [*ἰέκισθος*, yolk; *μῆν*, membrane]. The vitelline membrane.

Leclanché Cell. See *Cell*.

Leco (*lek-o*) [*ἰέκισθος*, penis]. The penis.

Lectual (*lek-tual*) [*L., lectus*, a bed]. Pertaining to a bed or couch. **L. Disease,** a disease that confines one to bed.

- Lectulus** (*lek'-tu-lus*) [dim. of *ictus*, bed]. An old name for various forms of splints, cushions, and pads used in surgery; also, a bed or couch; a couch or mattress containing medicinal substances. **L. medicatus**, a dry fomentation.
- Ledon** (*le'-don*) [*λίθων*, cistus]. See *Ladanum*.
- Ledoyen's Disinfecting-fluid**. A solution of lead nitrate.
- Ledran's Suture**. See *Suture*.
- Ledum** (*le'-dum*) [*λίθων*, a species of cistus]. A genus of ericaceous shrubs. **L. palustre**, marsh-tea, the leaves of which have been used as a febrifuge and sedative, and in skin-diseases. Unof.
- Ledyson, Powder of**. A powder containing Armenian bole, with powdered charcoal, slaked lime, sal ammoniac, and powdered cinnamon.
- Leech** (*lech*) [AS., *lece*, physician]. 1. *Hirudo medicinalis*, or other worm-shaped aquatic and blood-sucking animals employed in surgery. 2. Formerly a medical practitioner; a physician. 3. To extract blood by leeching. See *Hirudo*. **L., Artificial**, an apparatus for cupping. See *Heurteloup*. **L.-craft**, an archaic name for the art of healing. **L., Horse**. See *Horse-leech*. **L.-tube**, a glass tube in which a leech is placed so that its mouth will come in contact with the skin of the part over which the tube is placed.
- Leecher** (*lech'-er*) [ME., *leche*, a physician]. A person who applies leeches.
- Lees** (*lez*) [AS., *les*, dregs]. The dregs or solid matter held in suspension by a liquid, that finally settles at the bottom of the vessel. Especially the sediment of vinous liquors. Also, a valuable side-product in the manufacture of wine. It is the deposit formed on the bottom of the casks, and consists of from 30 to 40 per cent. of vegetable matter, the remainder being tartrates, sulphates (in plastered wines), alumina, phosphoric acid, etc.
- Leeting** (*le'-ing*). The exudation on the surface of the skin in eczema.
- Le Fort's Operation**. See *Operations, Table of*.
- Left** [ME., *left*, left]. Sinistral; opposite of right. The left-hand side. In man and other mammals, the side containing the larger part of the heart. **L.-brained**, having the speech-center in its normal situation, in the left third frontal, or subfrontal convolution. **L.-handed**, having more power and dexterity in the left than in the right hand. **L. Lateral Recumbent Position**. See *Postures, Table of*.
- Leg** [ME., *leg*, leg]. The lower extremity of man, especially that part from the knee to the ankle. An organ of locomotion in man and other animals. **L., Bandy**, bow-leg. **L., Barbadoes**, elephantiasis of the leg. **L., Black, of Canada**, a condition of purpura affecting the legs of Canadian lumbermen. **L., Cochin**. See *L., Barbadoes*. **L., Crossed**, a crossing of the axes of the legs. **L., Dentist's**, a painful cramp in the leg-muscles of dentists. **L., Dover's**, a term for hypochondriasis. **L.-ill**. See *Black Leg*. **L., Lawn-tennis**. See *Lawn-tennis Leg*. **L., Milk**, phlegmasia alba dolens. **L., Scissors**. See *L., Crossed*. **L., Weeping**, a leg the seat of eczema madidans. **L., White**. See *L., Milk*.
- Legal** (*le'-gal*) [*lex legis*, law]. Pertaining to law. **L. Medicine**, medical jurisprudence.
- Legal's Disease**. Headache due to meningo tympanic disease. See *Diseases, Table of*.
- Legitimacy** (*le-jit'-im-as-e*) [*legitimare*, to make lawful]. The condition of being within the bounds of the law. Also, the statutory recognition of a child born within wedlock, or within a period of time necessary to gestation, which may elapse after the death of the father.
- Legume** (*leg'-um* or *leg-um'*) [*legere*, to gather (so-called because it may be gathered by the hand)]. In biology, the fruit of plants of the pea or pulse family, a pod splitting along both sutures, and formed from a simple pistil.
- Legumin** (*leg-ut'-min*) [*legumen*, pul-c]. A proteid compound in the seeds of many plants belonging to the natural order of leguminosae. Vegetable casein. See *Cascin*.
- Leguminosae** (*leg-u-min-ot'-se*) [*legumen*, pulse]. The pulse family; an important family of plants comprising the bean, the clover, the lentil, the pea. Licorice, indigo, gum arabic, senna, are also obtained from species of this family.
- Leguminous** (*leg-ut'-min-us*) [*legumen*, pulse]. Pertaining to or resembling the *Leguminosae*.
- Leicester System**. A system of combating smallpox that consists in isolation, quarantine, and disinfection, without vaccination.
- Leiocephalous** (*li-o-sef'-al-us*) [*λείος*, smooth; *κράζή*, head]. Having a smooth head.
- Leioderma** (*li-o-der'-me-ah*) [*λείος*, smooth; *δέρμα*, skin]. A disease of the skin marked by abnormal glossiness, and by atrophy.
- Leiodermatous** (*li-o-der'-mat-us*) [*λείος*, smooth; *δέρμα*, skin]. Smooth-skinned.
- Leiomyoma** (*li-o-mi-ot'-mah*) [*λείος*, smooth; *μῆς*, muscle; *ῥῶμα*, a tumor; *pl.*, *Leiomyomata*]. A tumor consisting largely of unstripped muscle-fibers.
- Leipilous** (*li-op'-il-us*) [*λείος*, smooth; *πίλος*, wool]. Same as *Leiocephalous*.
- Leipopus** (*li'-o-pus*) [*λείος*, smooth; *πούς*, foot]. Synonym of *Talipes plantum*, or flat-foot.
- Leiotrichous, Liotrichous** (*li-ot'-rik-us*) [*λείος*, smooth; *τριχίς*, hair]. Having smooth or straight hair. See *Lissotrichous*.
- Leiphemia** (*li-fe'-me-ah*) [*λείπειν*, to fail; *αἷμα*, blood]. Failure, poverty, or a deprived state of the blood.
- Leipodermia** (*li-po-der'-me-ah*) [*λείπειν*, to leave; *δέρμα*, skin]. A deficiency of the skin, especially of the prepuce.
- Leipomeria** (*li-po-me'-re-ah*) [*λείπειν*, to leave; *μῆρος*, part]. A monstrosity with absence of one or more limbs.
- Leipopsychia** (*li-pop-si'-ke-ah*) [*λείπειν*, to fail; *ψυχή*, spirit]. Fainting; weakness; asphyxia.
- Leipothymia** (*li-po-thi'-me-ah*) [*λείπειν*, to fail; *θυμός*, mind]. A fainting or syncope.
- Leipothymic** (*li-po-thi'-mik*) [*λείπειν*, to fail; *θυμός*, mind]. Faint; affected with or pertaining to leipothymia.
- Leipsic Green**. Same as *Schweinfurth Green*. **L. Yellow**. Same as *Chrome-yellow*.
- Leipyria** (*li-pir'-e-ah*) [*λείπειν*, to fail; *πῦρ*, fire]. Coldness, as of the extremities, during a high fever.
- Leitch's Blue**. See *Pigments, Conspectus of*.
- Leiter's Apparatus, Coil, or Tubes**. Tubes of soft, flexible metal designed for application about any part of the body. Cold water is passed through the tubes, thereby reducing the temperature of the parts encased.
- Leithner's Blue**. Same as *Cobalt-blue*.
- Lekene** (*le'-ken*). The principal constituent of Caucasian ozokerite; it melts at 79° C., and has the composition $C_{10}H_{2n+2}$ or C_nH_{2n} .
- Lema** (*le'-mah*) [*λήμη*, rheum]. The collection of dried matter sometimes seen at the canthus of the eye.
- Lembert's Suture**. See *Suture*.
- Lemery's Powder**. A stimulant and digestive powder containing cinnamon, ginger, nutmeg, cloves, mace, musk, and raisins. **L.'s Salt**, magnesium sulphate.
- Lemithochorton** (*lem-ith-o-ker'-ton*). Same as *Helminthochorton*.

Lentiform (*len'-tif-orm*). See *Lenticular*.

Lentiginosæ (*len-tij'-in-ez*) [*lens*, a lentil]. See *Lentigo*.

L. leprosaë, the pigmented spots of macular leprosy.

Lentiginose, Lentiginous (*len-tij'-in-uz, len-tij'-in-us*) [*lentiginosus*, freckled]. Affected with lentigo. Speckled or freckled.

Lentigo (*len-ti'-go*) [*lens*, a lentil; *pl.*, *Lentiginosæ*]. A freckle; ephelid. A circumscribed spot or patch of pigment, small in size, and occurring mainly on the face and hands. Freckles rarely occur before the age of eight years, and are not common in aged persons. They are most frequent among people of light complexion. Those occurring upon parts of the body not exposed to the sun's rays are called "cold freckles." **L. æstiva**, summer freckles. **L. congenita**, pigmented nevus.

Lentil (*len'-til*) [*lenticula*, a lentil]. The plant *Lens esculenta*; also its flat lenticular seed, a kind of pulse, valued as an article of food.

Lentitis (*len-ti'-tis*). See *Phakitis*.

Lentoid (*len-toid*) [*lens*, lentil; *eidos*, like]. Lens-shaped, or lenticular.

Lentor (*len'-tor*) [*lentor*; *lentus*, adhesive]. Viscidity of a liquid; slowness of any function, or process. **L. cordis**, sluggishness of the heart.

Lentous (*len'-tus*) [*lentus*, thick]. Thick, tenacious, or viscid.

Lenus (*le'-nus*) [*ληνός*, a depression]. A depression; the torcular herophilii, *q. v.*

Lenz's Law. See *Law*.

Leonard's Tint. A name for methyl-violet, pentamethyltrianido-triphenylcarbinol, used for staining microscopic sections and bacteria.

Leonine (*le'-o-nin*) [*leoninus*, belonging to a lion]. Lion-like; resembling a lion.

Leontiasis (*le-on-ti'-as-is*) [*leo*, a lion]. A variety of elephantiasis in which the patient's face is said to resemble that of a lion. See *Elephantiasis* and *Leprosy*. **L. ossea**, **L. ossium**, a form of sclerosis of bone, following osteitis, in which nodular deposits are seen upon the diseased bone. **L. vitulina**, a congenital disease characterized by a painless enlargement of the face, giving it some resemblance to that of a calf.

Leontodin (*le-on-ti'-o-din*) [*λεων*, a lion; *οδόν*, a tooth]. The precipitate from a tincture of the root of dandelion, *Leontodon taraxacum*: it is a tonic, diuretic, aperient, and hepatic excitant. Dose two to four grains. Unof.

Leontodon (*le-on-ti'-o-don*). See *Taraxacum*.

Leonurus (*le-on-ur'-us*). See *Motherwort*.

Leopard's Bane (*lep'-ardz ban*). See *Arnica*.

Lepal (*le'-pal*) [*λεπίς*, a scale]. In biology, a barren stamen; a staminode.

Leper (*lep'-er*) [*λεπρός*, scaly]. One affected with leprosy.

Lepidin (*lep'-id-in*) [*λεπίς*, scale]. $C_9H_6(CH_3)N$.

1. Methyl-quinolin, a substance that occurs with quinolin and quinaldin in coal-tar, and is obtained on distilling cinchonin with potassic hydrate. It possesses an odor like that of quinolin, and boils at 257° C. 2. A bitter principle from *Lepidium iberis*: it is reputed to be antipyretic. Unof.

Lepidium (*lep-id'-e-um*) [*λεπιδιον*; *λεπίς*, scale]. A genus of cruciferous herbs; cress, or peppergrass. **L. iberis**, **L. latifolium**, **L. ruderale**, **L. sativum**, and **L. virginicum**, have been used in medicine. They are antiscorbatic, and stimulant, and are reputed to be antipyretic. Unof.

Lepido- (*lep'-id-o-*) [*λεπίς*, scale]. A prefix signifying a scale, or scaly.

Lepidoid (*lep'-id-oid*) [*λεπίς*, scale]. Having the appearance of a scale.

Lepidoplastic (*lep-id-o-plas'-tik*) [*λεπίς*, scale; *πλασέν*, to form]. Forming scales.

Lepidoptera (*lep-id-op'-ter-ah*) [*λεπίς*, scale; *πτερόν*, a wing]. An order of insects distinguished by feather-like scales and a spirally-coiled suctorial apparatus. The order includes butterflies and moths.

Lepidosarcoma (*lep-id-o-sar-ko'-mah*) [*λεπίς*, scale; *σάρκωμα*, sarcoma]. A sarcoma covered with scales, occurring in the mouth.

Lepidosin (*lep-id'-o-sin*) [*λεπίς*, scale]. A substance in the scales of fishes analogous to dentine.

Lepidosis (*lep-id'-o-sis*) [*λεπίς*, scale]. Same as *Ichthyosis*. Also, a synonym of *Lepra* and of *Pityriasis*.

Lepidote (*lep'-id-ot*) [*λεπίς*, a scale]. In biology, scurfy or covered with small scales.

Le Pita. Synonym of *Tinea imbricata*.

Lepocyta (*lep-os'-it-ah*) [*λεπίς*, a scale, a husk; *κύτος*, a hollow, a cavity]. In biology, a unicellular organism furnished with a limiting membrane. Cf. *Gymnocyta*.

Lepocyte (*lep'-o-sit*) [*λεπίς*, a scale, a husk; *κύτος*, a hollow]. In biology, a nucleated cell possessing a cell-wall. Cf. *Gymnocyte*.

Leposteophyton, or Leposteophytum (*lep-os-te-o-fil'-ton, lep-os-te-o-fil'-tum*) [*λεπίς*, scale; *ὀστέον*, bone; *φυτόν*, plant]. A new growth of bone, scaly in character.

Lepothrix (*lep'-o-thriks*) [*λεπίς*, scale; *θηρίξ*, the hair]. A condition in which the hairs of the axille or scrotum are fringed with feather-like masses along the shaft, or become encased in a sheath of hardened sebaceous matter.

Lepra (*lep'-rah*) [*λέπρα*, leprosy]. 1. Leprosy. An endemic, chronic, and highly malignant disease, somewhat analogous to syphilis in pathologic character. It is prevalent in Europe and Asia, especially along the Mediterranean shores, but is rare in North America. It is a constitutional disease preceded by malaise, debility, and languor, followed by characteristic bullous, macular, or tubercular lesions of the skin. Its cause is the *Bacillus lepre* discovered by Hansen. See *Leprosy*, and *Bacteria*, *Synonymic Table of*, and also *Psoriasis*. 2. A so called "false leprosy," apparently a form of psoriasis. **L. alba** or **albida**, white leprosy. **L. alphas**. See *Psoriasis*. **L. anæsthetica**. See *Leprosy*. **L. antanea**. Same as *Leprosy, Tuberculated*. **L. fungifera**. Synonym of *Frambestia*. **L. ichthyosis**. Ichthyosis, *q. v.* **L. italica**, or **mediolanensis**, pellagra, *q. v.* **L. maculosa**, the stage of true leprosy, characterized by the presence of pigment-spots. **L. mediolanensis**. See *L. italica*. **L. melas**, black leprosy. **L. mutilans**, the final stage of true leprosy, in which there is a loss of members. **L. nervorum**. See *Leprosy, Nerve*. **L. nervosa**. Same as *Leprosy, Anæsthetic, q. v.* **L. nodosa**, or **L., Nodular**. See *Leprosy, L., Non-tuberculated*. See *Leprosy, L. of Willan*, psoriasis. **L. tuberosa**. See *Leprosy, Tuberculated*. **L. umbrosa**. See *Leprosy, Black*. **L. vera**. See *Leprosy, L. vulgaris*, a synonym of psoriasis.

Leprelcosis (*lep-rel-ko'-sis*) [*λέπρα*, lepra; *ἕκκωσις*, ulceration]. Leprous ulceration.

Lepriasis (*lep-ri'-as-is*) [*λέπρα*, leprosy]. A synonym of leprosy and of psoriasis; an obsolescent term vaguely used to designate various scaly diseases of the skin.

Lepric (*lep'-rik*) [*λεπρικός*, leprous]. Pertaining to lepra.

Leprologist (*lep-rol'-o-jist*) [*λέπρα*, leprosy; *λόγος*, science]. An expert or specialist in leprology.

Leprology (*lep-rol'-o-ji*) [*λέπρα*, leprosy; *λόγος*, science]. The science of leprosy.

- Leptomeningitis** (*lep-to-men-in-jit-tis*) [*λεπτός*, slight; *μήνιξ*, membrane; *τις*, inflammation]. Inflammation of the pia and arachnoid of the brain and the spinal cord, in contradistinction to *Pachymeningitis*, though meningitis alone usually signifies the same as leptomeningitis. See *Meningitis*. **L. cerebrialis**, an inflammation confined usually to the pia of the convex surface of an anterior lobe of the cerebrum. **L., Cerebro-spinal**, an inflammation of the pia of the brain and cord. **L. spinalis**, an inflammation of the pia of the spinal cord. **L., Tuberculous**, an inflammation of the pia due to the presence of the tubercle-bacillus.
- Leptomeninx** (*lep-to-men-ingks*) [*λεπτός*, delicate; *μήνιξ*, membrane; *pl., Leptomeninges*]. The pia or the arachnoid; in the plural (*leptomeninges*), usually the arachnoid and pia taken together.
- Leptophonia** (*lep-to-fon-ne-ah*) [*λεπτός*, delicate; *φωνή*, voice]. Delicacy, gentleness, or weakness of the voice.
- Leptophonic** (*lep-to-fon-ik*) [*λεπτός*, thin; *φωνή*, voice]. Having a weak voice.
- Leptoprosope** (*lep-tof-ro-sop*) [*λεπτός*, thin; *πρόσωπον*, face]. A person, or a head, with a long, narrow face.
- Leptoprosopia** (*lep-to-pro-sol-fe-ah*) [*λεπτός*, thin; *πρόσωπον*, face]. Narrowness of the face.
- Leptoprosopic, Leptoprosopous** (*lep-to-pro-sop-ik, lep-to-pros-o-pus*) [*λεπτός*, thin; *πρόσωπον*, face]. Having a long, narrow face.
- Leptorrhine** (*lep-tor-in*) [*λεπτός*, thin; *ῥίς*, nose]. Having a slender nose or proboscis. See *Index*.
- Leptorrhina** (*lep-tor-in-e-ah*) [*λεπτός*, thin; *ῥίς*, nose]. Narrowness of the nasal bones, or smallness of the nasal index.
- Leptorrhizous** (*lep-tor-it-zus*) [*λεπτός*, thin; *ρίζα*, root]. Having a slender root.
- Leptosporangiate** (*lep-to-spo-ran'-je-ät*) [*λεπτός*, slender; *σπορά*, seed; *ἄγγειον*, vessel]. In biology, having sporangia formed from a single cell.
- Leptothrix** (*lep-to-thriks*) [*λεπτός*, thin; *θρίξ*, hair]. A genus of bacteria, whose elements form straight filaments, often of great length; possibly indistinguishable from the genus *Bacillus*. **L. buccalis**, occasionally found in the mouth, plays a part in the formation of dental tartar and in the production of caries of the teeth. **L. gigantea**, found in tartar of the teeth. See *Bacteria, Synonymatic Table of*.
- Leptotrichia** (*lep-to-trik'-e-ah*) [*λεπτός*, delicate; *θρίξ*, hair]. Abnormal or excessive fineness and delicacy of the hair.
- Leptoxylem** (*lep-to-zil'-lem*) [*λεπτός*, slender; *ξύλον*, wood]. In biology, undeveloped or rudimentary xylem.
- Leptus** (*lep'-tus*) [*λεπτός*, thin]. A genus of beetles. **L. autumnalis**, harvest bug; mower's mite. A parasite that burrows under the skin, causing lesions similar to those of itch. See *Parasites (Animal), Table of*.
- Lerema** (*ler-e'-mah*) [*λήρημα*, idle talk; *pl., Lerenata*]. An idle or childish utterance, as in senility, idiocy, or dementia.
- Leresis** (*ler-e'-sis*) [*λήρησις*, a speaking foolishly]. Garrulousness; insane or senile loquacity.
- Leros** (*le'-ros*) [*λήρος*, foolish speaking]. Slight delirium, with talkativeness.
- Lerp** [Australian]. A kind of manna found upon the *Eucalyptus dumosa*, or mallee, an Australian shrub. **L.-amylum**, C₆H₁₀O₅, a peculiar carbohydrate found in the thready portion of lerp.
- Lesage, Bacillus of**. See *Bacteria, Synonymatic Table of*.
- Lesbian Love** [*λίσιβος*, Lesbian]. See *Tribadism*.
- Lesbianism** (*les-be-an-izm*) [*λίσιβος*, Lesbian]. The doctrine of Lesbian love.
- Leschenema** (*les-ken-e'-mah*) [*λίσηλη*, talk; *λεσχησένειν*, to chat]. Insane, senile, or hysteric loquacity.
- Lesion** (*le'-zhion*) [*lesio*; *ledere*, to hurt]. Any injury, hurt, or wound in any part of the body. In pathology, any morbid change. **L., Central**, one affecting the central nervous system. **L. of Continuity**, a division or break in any part that is normally continuous. **L., Diffuse**, one involving all the tissues of an organ. **L., Focal**, in the nervous system a circumscribed lesion giving rise to distinctive and localizing symptoms. **L., Initial, of Syphilis**, the chancre. **L., Irritative**, in the nervous system a lesion exciting the functions of the part wherein it is situated. **L. of Nutrition**, any pathologic alteration in the capillary system, consisting of increase or decrease in the amount of blood required for assimilation and absorption. **L., Organic**, a morbid structural change in the tissues of an organ. **L., Peripheral**, a lesion of the nerve-trunks or of their terminations. **L., Primary, of the Skin**, the change in the skin occurring in the developing stage of a skin-disease. This may be manifested by the macule, the papule, the tubercle, the pomphus, the phyma, the vesicle, the bulla, the pustule. **L., Primary, of Syphilis**. See *L., Initial*. **L., Secondary**. 1. In the skin, the change occurring in the primary lesion, due to irritation or other causes. It comprises erosions, ulcers, rhagades, squamæ, cicatrices or scars, crusts, and pigmentation. 2. One of the secondary lesions of syphilis. See *Syphilis*. **L., Systematic or Systemic**, in the spinal cord a lesion affecting one or more distinct systems or tracts, as in posterior sclerosis, in which the posterior columns or tracts are diseased. **L., Traumatic**, one due to an injury.
- Lesser's Triangle**. See *Triangles, Table of*.
- Lethal** (*le'-thal*) [*letalis*; *letum*, or *letum*, death]. Deadly; pertaining to or producing death.
- Lethal** (*le'-thal*) [*λήθη*, forgetfulness], C₁₂H₂₆O. An alcohol found in spermaceti.
- Lethality** (*le-thal'-it-e*) [*lethalitas*, from *letum*, death]. Deadliness.
- Lethargic** (*leth-ar'-jik*) [*λήθαργικός*, from *λήθη*, a forgetting]. Relating to, affected with, or of the nature of, lethargy.
- Lethargogenic** (*leth-ar-go-jen'-ik*) [*λήθαργος*, forgetful; *γεννᾶν*, to produce]. Giving rise to lethargy.
- Lethargus** (*leth-ar'-gus*). See *African Lethargy*.
- Lethargy** (*leth-ar'-je*) [*λήθαργία*; *λήθη*, forgetfulness]. A condition of drowsiness or stupor that cannot be overcome by the will. See, also, *Somnambulism*. **L., African**, the African sleeping-sickness. **L. of Silkworms**. See *Flachérie*.
- Lethe** (*le'-the*) [*λήθη*, forgetfulness]. Total loss of memory; amnesia.
- Letheomania** (*le-the-o-ma'-ne-ah*) [*λήθη*, oblivion; *μανία*, madness]. Morbid longing for narcotic drugs.
- Letheon** (*le'-the-on*) [*λήθη*, forgetfulness]. An old trade name for ethylic ether, used as an anesthetic.
- Lethiferous** (*leth-if'-er-us*) [*λήθη*, forgetfulness; *ferre*, to bear]. Producing sleep.
- Leticant** (*le-tif'-ik-ant*) [*letificare*, to make glad]. A term applied to any remedy acting as a stimulant tonic in melancholy and languor.
- Lettered** (*le'-erd*) [*littera*, a letter]. In biology, possessing markings that resemble letters.
- Letterwort** (*le'-ter-wert*). Same as *Hellebore, q. v.*
- Lettuce** (*le'-us*). See *Lactucarium*.
- Letzerich, Bacillus of**. See *Bacteria, Synonymatic Table of*.

- Leukocytogenesis** (*lu-ko-si-to-jen'-es-is*) [*λευκός*, white; *κύτος*, cell; *γενῆναι*, to beget]. The formation of white blood-corpuscles, or leukocytes.
- Leukocytolysis** (*lu-ko-si-tol'-is-is*) [*λευκός*, white; *κύτος*, cell; *λύσις*, solution]. The destruction of leukocytes.
- Leukocytoma** (*lu-ko-si-to'-mah*) [*λευκός*, white; *κύτος*, cell; *ῥῆμα*, tumor: *pl.*, *Leukocytomata*]. Any tumor containing cellular growths similar in constitution to the white corpuscles of the blood, such as tubercle, lupus, etc.
- Leukocytosis** (*lu-ko-si-to'-sis*) [*λευκός*, white; *κύτος*, cell]. A moderate and transient increase in the number of colorless blood-corpuscles, not accompanied, as in leukemia, by splenic and true glandular enlargement or disease of the bone-marrow.
- Leukocytotic** (*lu-ko-si-tol'-ik*) [*λευκός*, white; *κύτος*, cell]. Pertaining to leukocytosis.
- Leukocyturia** (*lu-ko-si-tul'-re-ah*) [*λευκός*, white; *κύτος*, cell; *οὔρον*, urine]. The presence of colorless blood-corpuscles in the urine.
- Leukoderma** (*lu-ko-der'-mah*) [*λευκός*, white; *δέρμα*, skin]. *Leukasmus*; *achroma cutis*; *leukopathia*; a congenital pigment-anomaly of the skin, in which, at the time of birth or soon after, whitish patches or bands, irregularly outlined and usually isolated, appear upon the skin of the child. See *Vitiligo*. **L., Acquired.** See *Vitiligo*. **L., Congenital.** See *Albinismus*. **L., Neuritic**, **L., Neurotic**, a localized pigment-atrophy, of nervous origin. **L., Syphilitic.** See *Syphilitid*, *Pigmentary*.
- Leukodermic** (*lu-ko-der'-mik*) [*λευκός*, white; *δέρμα*, skin]. Exhibiting or pertaining to leukoderma.
- Leukodontous** (*lu-ko-dont'-tus*) [*λευκός*, white; *ὀδούς*, tooth]. Having white teeth.
- Leukogallol** (*lu-ko-gall'-ol*) [*λευκός*, white; *galla*, gall], $C_{18}H_{10}Cl_{12}O_{14}$. A colorless substance, soluble in water, prepared by treating an acetic acid solution of pyrogallol with chlorine and hydrochloric acid.
- Leukogasterous** (*lu-ko-gas'-ter-us*) [*λευκός*, white; *γαστήρ*, belly]. White-bellied.
- Leukogene** (*lu'-ko-jen*) [*λευκός*, white; *γενῆναι*, to beget]. A bleaching-agent.
- Leukohemia** (*lu-ko-hem'-e-ah*). See *Leukemia*.
- Leukohemic** (*lu-ko-hem'-ik*). See *Leukemic*.
- Leukoinoitis** (*lu-ko-in-o'-tis*) [*λευκός*, white; *ῥέμα*, fiber; *τις*, inflammation]. Rheumatic inflammation of the white fibrous elements of the bronchi.
- Leukol** (*lu'-kol*). See *Chinolina*.
- Leukolin** (*lu'-ko-lin*). See *Chinolina*.
- Leukolomous** (*lu-kol'-o-mus*) [*λευκός*, white; *ῥῆμα*, border of a garment]. Having a white border.
- Leukolysis** (*lu-koll'-is-is*) [*λευκός*, white; *λύσις*, solution]. The process of destruction of the colorless corpuscles of the blood.
- Leukoma** (*lu-kol'-mah*) [*λευκός*, white; *ῥῆμα*, white]. An opacity of the cornea the result of an ulcer, wound, or inflammation, and presenting an appearance of ground glass. The term has been used also for albinism. See *Leukoplaques*. **L., Partial**, a leukoma circumscribed to a part of the cornea. **L., Total**, a leukoma involving the entire cornea.
- Leukomain, or Leucomain** (*lu-kol'-ma-in*) [*λευκωμα*, white of egg]. The name applied by Gautier to the nitrogenous bases or alkaloids necessarily and normally developed by the vital functions or metabolic activity of living organisms, as distinguished from the alkaloids developed in dead bodies, and called by Selmi ptomains. From their chemic affinities leukomains may be divided into two groups: the *Urid acid group*, comprising *Adenin*, *Carnin*, *Gerontin*, *Guanin*, *Heteroxanthin*, *Hypoxanthin*, *Paraxanthin*, *Pseudoxanthin*, *Spermin*, *Xanthin*; and the *Kreatinin group*, in which are classed *Amphi-kreatinin*, *Cruso-kreatinin*, *Xantho-kreatinin*, and some unnamed bases. The appended table, p. 674, is modified from the work of Vaughan and Novy.
- Leukomainemia** (*lu-ko-ma-in'-e-me-ah*) [*λευκωμα*, white of egg; *αἷμα*, blood]. The presence of leukomains in the blood; the retention or imperfect elimination of the various excretory products of the living cells of the organism.
- Leukomainic** (*lu-ko-ma'-in-ik*) [*λευκωμα*, white of egg]. Pertaining to, or of the nature of, a leukomain.
- Leukomatoid** (*lu-kol'-mat-oid*). See *Leukomatous*.
- Leukomatorrhæa** (*lu-ko-mat-or'-e-ah*) [*λευκωμα*, white of egg; *ῥοια*, a flow]. An excessive whitish secretion. **L. salivalis**, salivation. **L. urinalis**, albuminuria. **L. vaginalis**, leukorrhæa.
- Leukomatosis** (*lu-ko-mat-o'-sis*) [*λευκωμα*, white of egg; *ωσθίς*, disease]. Abnormal increase of albumin in a part, as in the cornea, the lens, the joints; also amyloid degeneration.
- Leukomatous** (*lu-kol'-mat-us*) [*λευκωμα*, white of egg]. Having the nature of leukoma. Affected with leukoma.
- Leukomelanic** (*lu-ko-mel'-an-ik*), **Leukomelanous** (*lu-ko-mel'-an-us*) [*λευκός*, white; *μέλας*, black]. Having a light, or fair skin, and black hair.
- Leukomoria** (*lu-ko-mo'-re-ah*) [*λευκός*, white, pale; *μωρία*, folly]. Restless or wandering melancholy; melancholia errabunda.
- Leukomyces** (*lu-kom'-is-ēs*) [*λευκός*, white; *μύκης*, fungus, mushroom: *pl.*, *Leukomyces*]. The genus *Agaricus*, or mushroom.
- Leukomycosis** (*lu-ko-mi-ko'-sis*) [*λευκός*, white; *μύκης*, fungus]. A name applied to leukemia, based on its supposed infectious origin.
- Leukomyelitis** (*lu-ko-mi-el'-i-tis*) [*λευκός*, white; *μυελός*, marrow]. Inflammation of the white or fibrous substance of the spinal cord. **L. posterioris chronica**, posterior sclerosis; locomotor ataxia.
- Leukomyelopathy** (*lu-ko-mi-el-op'-ath-ē*) [*λευκός*, white; *μυελός*, marrow; *πάθος*, disease]. Any disease of the white substance of the myelon or spinal cord.
- Leukon** (*lu'-kon*) [*λευκός*, white]. In biology, a race with fair complexions and yellow or red hair. Cf. *Xanthochroa*.
- Leukonecrosis** (*lu-ko-ne-kro'-sis*) [*λευκός*, white; *ρέκρωσις*, death]. A form of dry gangrene, distinguished by light or nearly natural color, instead of the usual dark color of gangrene.
- Leukonic Acid** (*lu-kon'-ik*). See *Acid*.
- Leukonostoc** (*lu-ko-nos'-tok*) [*λευκός*, white, and *νοστός*]. A genus of schizomycetes, having its elements disposed in chains and enveloped in a sheath of tough jelly. **L. mesenteroides**, is abundant in molasses, beet-root juice, and in sugar-refineries. See *Bacteria*, *Synonymatic Table of*.
- Leukopathic** (*lu-ko-path'-ik*) [*λευκός*, white; *πάθος*, disease]. Relating to or affected with leukopathia.
- Leukopathy** (*lu-kop'-ath-ē*), **Leukopathia** (*lu-ko-path'-e-ah*) [*λευκός*, white; *πάθος*, suffering]. Any deficiency of coloring-matter; albinism. See *Leukoderma*. **L., Congenital.** See *Albinismus*. **L., Acquired.** See *Leukoderma*. **L., Partial.** See *Vitiligo*. **L., Universal.** *Albinism*.
- Leukophagium** (*lu-ko-faj'-e-um*), **Leukophagum** (*lu-koff'-as-um*) [*λευκός*, white; *φαγεῖν*, to eat]. An old remedy for pulmonary tuberculosis, consisting of almonds, rose-water, and partridge-flesh.
- Leukophilous** (*lu-koff'-il-us*) [*λευκός*, white; *φιλος*, loving]. In biology, light-loving.
- Leukophlegmasia** (*lu-ko-fleg-ma'-ze-ah*) [*λευκός*, white; *φλεγμα*, phlegm]. **I.** A condition marked by a

tenderness, edema, a temperature of 100° F., albuginescent genital edema of the white penis, edema of the scrotum, inguinal lymphadenitis, leukoplakia of the penis, leukoplakia of the larynx. **L. Æthiopicum**, *Am. J. Hyg.*, 1905, 16, 175. **L. dolens puerperarum**. Same as *leukoplakia*. **L. Essential**, a leukoplakia of the tongue, which is swollen, painful, and covered with white patches. **L. Hysterica**, a leukoplakia of the tongue, which is swollen, painful, and covered with white patches. **L. Primary**, a leukoplakia of the tongue, which is swollen, painful, and covered with white patches. **L. Urinary**, a leukoplakia of the tongue, which is swollen, painful, and covered with white patches.

Leukopiper (*lu-ko-pi'per*) [*λευκός*, white; *piper*, pepper]. White pepper.
Leukoplakia (*lu-ko-pla'-ke-ah*) [*λευκός*, white; *πλάξ*, surface]. Whitening of a surface. **L. buccalis**, a chronic superficial glossitis characterized by the presence of pearly-white or bluish-white patches on the surface of the tongue. This condition is also called *Leukoma*. It is a rare affection in individuals under twenty, and in women. It is due to some irritant cause, such as the smoking of a pipe and the wearing of tooth plates.

TABLE OF LEUKOMAINS.

NAME	FORMULA	DISCOVERER	SOURCE	PHYSIOLOGIC ACTION
Leukoalbumin	C ₁₂ H ₁₂ N ₂ O ₆	Gautier	Muscle.	
Leukoalbumin	C ₁₂ H ₁₂ N ₂ O ₆	Wendel	Meat-extract.	Non-poisonous.
Leukoalbumin	C ₁₂ H ₁₂ N ₂ O ₆	Gautier	Muscle.	
Leukoalbumin	H ₂ N ₂	Grands	Liver of dog.	Poisonous; paralyzes nerve-centers.
Leukoalbumin	C ₁₂ H ₁₂ N ₂ O ₆	Unger	Animal and vegetable tissues; guano.	Non-poisonous.
Leukoalbumin	C ₁₂ H ₁₂ N ₂ O ₆	Salomon	Urine.	
Leukoalbumin	H ₂ N ₂ O ₆	Scherer	Brain, muscle, kidney, liver, spleen, certain plants, etc.	Non-poisonous; excitomotor.
Leukoalbumin	C ₁₂ H ₁₂ N ₂ O ₆	Gautier, Chiari and Mosso	Fresh meat.	
Leukoalbumin	C ₁₂ H ₁₂ N ₂ O ₆	Thudichum	Urine.	
Leukoalbumin	C ₁₂ H ₁₂ N ₂ O ₆	Thudichum, Salomon	Urine.	Poisonous.
Leukoalbumin		Mischer	Spawn of salmon.	
Leukoalbumin	C ₁₂ H ₁₂ N ₂ O ₆	Gautier	Muscle.	
Leukoalbumin	C ₁₂ H ₁₂ N ₂ O ₆	Thudichum	Urine.	
Leukoalbumin	C ₁₂ H ₁₂ N ₂ O ₆	Zaksky	Salamander.	Poisonous.
Leukoalbumin	See <i>Hyt. cyanin</i>			
Leukoalbumin	C ₁₂ H ₁₂ N ₂ O ₆	Schreiner	Semen, testicles; Charcot-Leyden crystals; tissues in leukemia.	Non-poisonous.
Leukoalbumin	C ₁₂ H ₁₂ N ₂ O ₆	Ponchet	Urine.	
Leukoalbumin	C ₁₂ H ₁₂ N ₂ O ₆	Ponchet	Urine.	
Leukoalbumin	C ₁₂ H ₁₂ N ₂ O ₆	Gautier	Muscle.	
Leukoalbumin	C ₁₂ H ₁₂ N ₂ O ₆	Gautier	Muscle.	
Leukoalbumin	H ₂ N ₂ O ₆ , C ₁₂ H ₁₂ N ₂ O ₆ , PS	Lhachoff	Normal urine.	Slightly poisonous.
Leukoalbumin	C ₁₂ H ₁₂ N ₂ O ₆	Lhachoff	Urine in tuberculosis	Poisonous.
Leukoalbumin	See <i>anthra</i>			
Leukoalbumin	H ₂ N ₂ O ₆	Marec	Most animal tissues; certain plants; certain calculi.	Slightly poisonous; muscle-stimulant.
Leukoalbumin	C ₁₂ H ₁₂ N ₂ O ₆	Gautier	Muscle.	Poisonous.

Leukoalbumin (*lu-ko-al-bu-min*) [*λευκός*, white; *άλβουμιν*, pertaining to leu-].
Leukoalbumin (*lu-ko-al-bu-min*) [*λευκός*, white; *άλβουμιν*, pertaining to leu-]. See *Leukoalbumin*.
Leukoalbumin (*lu-ko-al-bu-min*) [*λευκός*, white; *άλβουμιν*, pertaining to leu-].
Leukoalbumin (*lu-ko-al-bu-min*) [*λευκός*, white; *άλβουμιν*, pertaining to leu-].

Leukoplaques (*lu'-ko-plaks*) [*λευκός*, white; *πλάξ*, surface]. The white patches of *Leukoplakia buccalis*, *q. v.*
Leukoplasia (*lu-ko-pla'-ze-ah*). See *Leukoplakia*.
Leukoplast, or **Leukoplastid** (*lu-ko-plast'*, or *lu-ko-pla'-stid*) [*λευκός*, white; *πλασσειν*, to form]. In biology, one of the starch-forming, colorless, proteid bodies found in cells not exposed to light; amyloplast.
Leukoplaxia (*lu-ko-plaks'-e-ah*). See *Leukoplakia*.
Leukopleurous (*lu-ko-plu'-rus*) [*λευκός*, white; *πλευρόν*, rib]. Having white sides or flanks.

Leukopodious, Leukopodous (*lu-ko-pō'-de-us, lu-ko-pō'-o-dus*) [*λευκός*, white; *πούς*, foot]. Having white feet.

Leukopogous (*lu-ko-pō'-o-gus*) [*λευκός*, white; *πώγων*, beard]. White-bearded.

Leucopous (*lu'-ko-pus*). See *Leukopodous*.

Leukops (*lu'-kops*) [*λευκός*, white; *ὤψ*, eye]. An individual having white eyes.

Leukopterous (*lu-ko-pō'-ter-us*) [*λευκός*, white; *πτερόν*, wings]. In biology, possessing white wings.

Leukorrhagia (*lu-ko-rā'-je-ah*) [*λευκός*, white; *ῥεγνύειν*, to burst forth]. An excessive leukorrhœal flow.

Leukorrhœa (*lu-ko-rē'-ah*) [*λευκός*, white; *ῥοία*, a flow]. A whitish muco-purulent discharge from the female genital canal, popularly called "the whites." **L., Cervical**, that due to disease of the cervix uteri. **L., Infantile**, a form occurring in female infants, due to lack of cleanliness, to irritant urine, or to worms. **L., Menstrual**, a variety occurring in young anemic girls at the menstrual period, instead of the menses. **L., Nabothi**, a sero-sanguineous discharge occurring for two or three days before labor. **L., masculina syphilitica**. Synonym of *Gonorrhœa, q. v.* **L. of Pregnancy**, a vaginal discharge in the pregnant woman. It is more abundant than in the non-pregnant state, and is sometimes confounded with hydrohœa gravidarum. **L., Periodic**, a periodic form coinciding with the menstrual periods. **L., Uterine, L., Vaginal, L., Vulval**, forms due to uterine, vaginal, and vulval inflammation respectively.

Leukorrhœal (*lu-ko-rē'-al*) [*λευκός*, white; *ῥοία*, flow]. Of the nature of, or pertaining to, leukorrhœa.

Leukosarcoma (*lu-ko-sar-ko'-mah*) [*λευκός*, white; *σάρκωμα*, a fleshy tumor: *pl., Leukosarcomata*]. A non-pigmented sarcoma.

Leukoscope (*lu'-ko-skōp*) [*λευκός*, white; *σκοπεῖν*, to inspect]. An instrument used in testing for color-blindness.

Leukosin (*lu'-ko-sin*) [*λευκός*, white]. A principle said by some to be present in asthma-crystals, and in crystals found in the blood in certain cases of leukemia.

Leukosis (*lu-ko'-sis*) [*λευκός*, white: *pl., Leukoses*]. 1. Any disease of the lymphatic system. 2. Abnormal whiteness of the skin. Also, the development and progress of leukemia.

Leukospermous (*lu-ko-sper'-mus*) [*λευκός*, white; *σπέρμα*, seed]. In biology, bearing white seeds.

Leukotic (*lu-kot'-ik*) [*λευκός*, white]. Relating to leukemia.

Leukotin (*lu-ko'-tin*) [*λευκός*, white]. $C_{21}H_{20}O_6$. A crystalline substance found in *Paracoto*; it is soluble in alcohol, ether, and chloroform.

Leukotrichous (*lu-kot'-rik-us*) [*λευκός*, white; *θρίξ*, hair]. White-haired.

Leukoturic Acid (*lu-kot'-ur-ik*). See *Oxalantin*.

Leukous (*lu'-kus*) [*λευκός*, white]. White.

Leukuresis (*lu-ku-rē'-sis*) [*λευκός*, white; *ὄυρον*, urine]. Albuminuria.

Leusin (*lu'-sin*). See *Leucin*.

Levant Plague. Synonym of the *Plague, q. v.* **L., Wormseed**. See *Santonica*.

Levantine Plague. Synonym of the *Plague, q. v.*

Levasseur Sign. See *Death*.

Levator (*le-vā'-tor*) [*L., "a lifter:" pl., Levatores*]. 1. That which raises or elevates, as certain muscles. See *Muscles, Table of*. 2. An instrument used for raising a depressed portion of the skull.

Leven (*lev'-en*). See *Leaven*.

Lever (*lē'-ver*) [*levare*, to elevate]. 1. A vectis or one-armed tractor, used in obstetrics. 2. A dental instrument, used in lifting out decayed stumps. **L.,**

Davy's, an aorta-compressor. It is a wooden bar, which is introduced into the rectum.

Levert's Law. See *Law*.

Levicellular (*lev-e-sell'-u-lar*) [*levis*, smooth; *cellula*, cell]. Smooth-celled, as a levicellular myoma, or a levicellular muscle-fiber.

Levigable (*lev'-ig-a-bl*) [*levigare*, to make smooth]. Susceptible of being levigated, or reduced to fine powder by a mechanical process.

Levigate (*lev'-ig-at*) [*levigare*, to make smooth]. To reduce to a fine powder by rubbing or grinding; to triturate.

Levigation (*lev-ig-a'-shun*) [*levigatio; levigare*, to make smooth]. The trituration of a substance made into a paste with water or other liquid. When performed with a muller on a slab of porphyry it is called *porphyrisation*.

Levis's Apparatus. An apparatus for treating fracture of the clavicle, composed of an axillary pad and a sling. **L.'s Splints**, supporting structures made of light metal, and perforated, for use in the treatment of fractures.

Levitation (*lev-it-a'-shun*) [*levitas*, lightness]. 1. The pretended elevation of the body into the air without support, a feat professedly performed by various modern thaumaturgists. 2. The subjective sense of being aloft, and without support; a symptom in certain cases of insanity.

Levogyrous (*le-vo-jī'-rus*) [*levus*, left; *γίρος*, a turn]. See *Levorotatory*.

Levorotatory (*le-vo-ro'-tat-o-re*) [*levus*, left; *rotare*, to turn]. Causing to turn toward the left hand; a levorotatory crystal is one that turns the rays of polarized light to the left.

Levulan (*lev'-u-lan*) [*levus*, left], $C_6H_{10}O_5$. An anhydrid of levulose obtained from beet-sugar molasses.

Levulin (*lev'-u-lin*) [*levus*, left]. A carbohydrate identical with synanthrose, occurring in immature grain and the tubers of certain composite flowers.

Levulinic Acid (*lev-u-lin'-ik*). See *Acid*.

Levulosan (*lev-u-lō'-san*) [*levus*, left], $C_6H_{10}O_5$. A dehydration-product prepared by heating levulose.

Levulose (*lev'-u-lōs*) [*levus*, left], $C_6H_{12}O_6$. The natural sugar of fruits. It reduces an alkaline solution of copper sulphate. See *Sugar, Glucose, and Fructose*.

Levulosuria (*lev-u-lōs-ur'-e-ah*) [*levus*, left; *ὄυρον*, urine]. The presence of levulose, or fruit-sugar, in the urine.

Lewinin (*lu'-in-in*) [from Dr. *Lewin*, who described it]. The *alpha* resin of kava, *q. v.*; it is said by Lewin to be as effective a local anesthetic as cocaine.

Lexipharmac (*leks-īf-ar'-mak*) [*ῥῆξις*, cessation; *φαρμακόν*, poison]. An alexipharmac.

Lexipyretic (*leks-īp-i-ret'-ik*) [*ῥῆξις*, cessation; *πυρετός*, fever]. 1. Febrifugal; antipyretic. 2. A febrifugal medicine.

Leyden (*lē'-den*) [Dutch]. A town in Holland. **L., Battery**. A series of Leyden jars connected tandem.

L.-blue. Same as *Cobalt-blue*. **L. Jar**, a glass jar coated within and without with tinfoil, reaching nearly to the neck, and surmounted by a knobbed conductor in connection with the inner coating. It is designed for the temporary "accumulation" of electricity, or rather for the preservation of the high potential to which the inner foil may be charged. It is discharged by connecting the outer foil with the knob. The jar was first made in the town of Leyden, its discovery being due to Cuneus, a pupil of Muschenbreeck. It is also called Klei-tian jar or Kleist's jar. Kleist was a prebendary of Cammin, in Pomerania, and is said to have invented the jar independently of Cuneus, and a year before him, *viz.*, in 1745. **L.,**

Lichenicolous (*li-ken-ik'-o-lus*) [*λίχην*, a lichen; *colere*, to inhabit]. Growing as a parasite upon lichens.

Licheniform (*li-ken'-if-orm*) [*λίχην*, lichen, tree-moss; *forma*, form]. Shaped like a lichen.

Lichenin (*li'-ken-in*) [*λίχην*, lichen], $C_6H_{10}O_5$ or $C_{12}H_{20}O_{10}$. Moss-starch; a starch-like body found in lichens, especially in *Cetraria*, *Ramalina*, *Usnea*, *Parmelia*, *Cladonia*, and in Corsican moss (*Aspidium helminthochorton*). Iodin imparts a dirty-blue color to it. It is insoluble in cold water, but forms a jelly with hot water. See *Cetraria*; also, *Carbohydrates*, *Table of*.

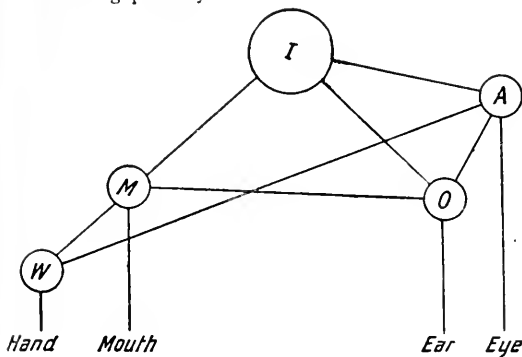
Lichenism (*li'-ken-izm*) [*λίχην*, lichen]. In biology, the special form of consortism or symbiosis exhibited by algae and fungi in lichens. Cf. *Schwendener's Theory*.

Lichenoid (*li'-ken-oid*) [*λίχην*, lichen; *είδος*, like]. 1. Same as *Dextralichenin*. 2. See *Wandering Rash*.

Lichnoerythrin (*lik-no-er'-ith-rin*) [*λίχην*, lichen; *έρρυθρός*, red.]. A group of red coloring-matters found especially in lichens.

Lichnoxanthin (*lik-no-zan'-thin*) [*λίχην*, lichen; *ξανθός*, yellow]. A group of yellow coloring-matters occurring in both the highest and lowest classes of plants, but especially developed in lichens.

Lichtheim's Schema. A diagrammatic representation of the centers and pathways concerned in written and spoken language. In the schema, A represents the center for visual memories, and O that for auditory memories. M is the center for muscular memories concerned in speech, and W that for muscular memories connected with writing. I is the center for intellectual concepts. Taking the word "bell" as an example, at A will be stored the memory of the appearance of the bell, at O that of the sound of the word, at M the memory of the muscular movements necessary to pronounce the word, and at W those concerned in writing it. I represents the center of the intellectual concept of the object "bell"—the knowledge of its uses and properties. The lines indicate afferent, efferent, and connecting pathways.



LICHTHEIM'S SCHEMA.

Licinium (*li-sin'-e-um*) [*licium*, a thread of a web; *gen.*, *Licinii*]. Lint; surgeon's lint or charpie.

Lick (*lik*) [ME., *licken*, to lick]. To rub with the tongue; to lap.

Licoperdon (*li-ko-per'-don*). See *Lycoperdon*.

Licorice (*li'-or-is*) [ME., *licorice*, licorice]. See *Glycyrrhiza*, L., *Indian*. See *Abrus*.

Lid [ME., *lid*, lid]. See *Eyelid*. **L.-cells**, in biology, the "stigmatic cells" which for a time close the neck of the archegonium in cryptogamic plants. **L.-clamp**. See *Blepharostat*.

Lie (*li*) [ME., *lien*, to lie]. 1. To rest in a recumbent position. 2. A popular name for a "gift-spot" or white spot upon a finger nail.

Lieberkühn's Reflector (*le'-ber-ken*) [after *Lieberkühn*, a German physician]. A device attached to a microscope for the purpose of throwing light upon opaque objects. **L.'s Ampulla**. See *Ampulla*. **L., Crypts of**. See *Crypt.* **L., Glands of**. See *Gland*. **L.'s Jelly**, an insoluble variety of alkali-albumin formed by adding strong potash to undiluted white of egg.

Liebermann's Reaction. See *Tests*, *Table of*.

Liebig (*le'-big*). A celebrated German chemist and physiologist. **L.'s Beef-tea**, the soluble extractive matter of lean meat. It is prepared by macerating a pound of lean meat, free from fat and cut into small pieces, in a pint of cold water, in which 1,000 of hydrochloric acid and gr. xl of sodium chlorid have been dissolved. The liquid is expressed and strained. **L.'s Bouillon**. See *Bouillon*. **L.'s Extractum carnis**, a proprietary preparation consisting of the soluble fibrin of meat with the natural mineral salts and a flavoring principle, osmazome. **L.'s Foods**, those infant-foods in which the starch is to a great extent converted into sugar by malting. **L.'s Infants' Food**, a highly nutritious food made in the following manner: Mix well ½ ounce of ground malt with ½ ounce of wheat-flour and 7¼ grains of potassium bicarbonate; add 1 ounce of water and 5 ounces of fresh cow's milk. Warm over a slow fire, and keep stirring until it begins to thicken. Remove from the fire, stir for five minutes, replace it on the fire, and remove it as soon as thick. As the starch is converted into dextrin and sugar by the diastase of the malt, it will become a thin and sweet liquid. Then, finally, boil it well. Strain through muslin. **L.'s Method**, a method of estimating the chlorids in the urine, by precipitation by mercuric nitrate. See also *Urea*.

Liebreich's Bandage. See *Bandage*. **L.'s Solution**, a solution of cantharidinate of potassium for hypodermatic injection in the treatment of tuberculosis. Cantharidin 2, hydrate of potassium 4 (or hydrate of sodium 3), distilled water 200. Heat to solution and add distilled water q. s. to 10,000. *Dose* by hypodermatic injection, ½ to 1 c.c. (8 to 16 minims). It causes transudation of blood-serum at the seat of the tuberculosis.

Lien (*li'-en*) [L.]. The spleen. *L. mobile*. See *Wandering Spleen*.

Lienal (*li'-en-al*) [*lien*, the spleen]. Relating to the spleen.

Lienculus (*li-en'-ku-lus*) [dim. of *lien*, spleen; *pl.*, *Lienculi*]. A detached part or exclave of the spleen.

Lienic (*li-en'-ik*) [*lien*, a spleen]. Pertaining to the spleen.

Lienitis (*li-en-i'-tis*) [*lien*, spleen; *τις*, inflammation]. Splenitis.

Lienocele (*li-en'-o-sel*) [*lien*, a spleen; *κίλη*, hernia]. Hernia of some part or of all of the spleen.

Lienomalacia (*li-en-o-mal-a'-se-ah*) [*lien*, spleen; *μαλακία*, softening]. Morbid softening of the tissue of the spleen.

Lienteric (*li-en-ter'-ik*) [*λίθος*, smooth; *έντερον*, intestine]. Pertaining to or affected with lientery.

Lientery (*li'-en-ter-e*) [*λίθος*, smooth; *έντερον*, intestine]. A kind of diarrhea in which the food passes rapidly through the bowels without undergoing digestion.

Liernur System. See *Sewage*, *Disposal of*.

Lieutaud, Uvula of. A longitudinal mesial ridge in the trigone of the bladder.

and do not dissociate males and females. Dr. Farr constructed three English Life-tables, designated respectively, Nos. 1, 2, and 3, and various other tables have been made, called the Healthy Districts, the Upper Class Experience, the Healthy Males, the Clerical Experience-tables, etc. The last noteworthy table is the New English Life-table, by Dr. Ogle, which starts with a million males and a million females and shows the number surviving at each age, and the mean expectation of life at each age. See *Life, Expectation of*. L.-time, Mean After. Synonym of *Expectation of life*. See *Life, Expectation of*. L. Vegetative. See L., Animal.

Lift-cure (*lift-kür*). The therapeutic use of the "health lift" (*q. v.*), and of other similar devices.

Ligament (*lig-ament*), **Ligamentum** (*lig-ament-tum*) [*ligamentum*; *ligare*, to bind]. A band of flexible, compact connective tissue connecting the articular ends of the bones, and sometimes enveloping them in a capsule. L., Accessory. See L., *Coraco-humeral*. L., Acromio-clavicular, a broad ligament covering the acromio-clavicular articulation and extending from the clavicle to the acromial process of the scapula. L., Acromio-clavicular, Inferior, one extending from the clavicle to the acromial process of the scapula, across the lower portion of the acromio-clavicular articulation. L., Alar (*of knee*), one of the two folds of synovial membrane on either side of the mucous ligament. L., Annular (*of radius*), that surrounding the head of the radius. L., Annular (*of stapes*), that extending from the base of the stapes to the oval window. L., Annular, Anterior (*of ankle*), the broad ligament covering the anterior surface of the ankle-joint. L., Annular, Anterior (*of wrist*), a strong ligament extending from the trapezium to the ulniform bone, confining the flexor tendons. L., Annular, External (*of ankle*), that joining the posterior border of the external malleolus and the external surface of the calcaneum. L., Annular, Internal (*of ankle*), one joining the internal malleolus and the inner surface of the os calcis. L., Annular, Posterior (*of carpus*), a strong ligament reaching from the styloid process and lower end of the radius, across the back of the wrist to the styloid process of the ulna. L., Anterior (*of ankle*), a small ligament in front of the ankle-joint. L., Anterior (*of elbow*), that extending from the coronoid process of the ulna to the coronoid fossa of the humerus. L., Anterior (*of knee*), the ligamentum patellæ. L., Anterior (*of malleus*), that extending from the spine of the sphenoid to the anterior portion of the head and neck of the malleus. L., Anterior (*of uterus*), one of the fibrous and peritoneal folds extending from the bladder to the uterus. L., Anterior (*of wrist*), a strong, broad ligament extending from the anterior surface of the upper row of carpal bones to the lower ends of the ulna and radius. L., Arcuate, one of the arched ligaments extending from the body of the diaphragm to the last rib, and to the transverse process of the first lumbar vertebra. L., Arnold's. See L., *Suspensory (of incus)*. L., Arterial, the fibrous remains of the ductus arteriosus. L., Aryteno-epiglottic, one of the ligamentous folds joining the epiglottis and the arytenoid cartilage. L., Arytenoid, Inferior, one of the false vocal bands. L., Astragalo-calcaneal, External, that joining the external surface of the astragalus and the outer margin of the calcaneum. L., Astragalo-calcaneal, Internal, one extending from the os calcis to the posterior margin of the sustentaculum tali. L., Astragalo-calcaneal, Posterior. See L., *Calcaneo-astragaloid, Posterior*. L., Astragalo-navicular, Superior. See L., *Astragalo-scaphoid, Superior*. L.,

Astragalo-scaphoid, Internal, one joining the inner surfaces of the astragalus and the scaphoid. L., **Astragalo-scaphoid, Superior**, one joining the anterior extremity of the astragalus and the upper surface of the scaphoid. L., **Atlanto-axial**. See L., *Atlo-axoid*. L., **Atlanto-axial, Deep**. See L., *Atlo-axoid, Anterior*. L., **Atlanto-axial, Posterior**, one joining the neural arches of the atlas and the axis. L., **Atlanto-axial, Superficial**. See L., *Atlanto-axial, Anterior*. L., **Atlanto-occipital**. See L., *Atlo-occipital*. L., **Atlanto-occipital, Posterior**. See L., *Occipito-atlantal, Posterior*. L., **Atlo-axoid**, that joining the atlas and the axis. L., **Atlo-axoid, Anterior**, that joining the ventral margins of the atlas and the axis. L., **Atlo-occipital**, that joining the atlas and the occiput. L., **Auricular, Anterior**, a broad ligament extending from the zygoma to the cauda heli-cis. L., **Auricular, Posterior**, one reaching from the mastoid process to the posterior surface of the ear. L., **Auricular, Superior**, a portion of the temporal fascia, inserted into the upper portion of the cartilage of the ear. L. of **Barkow**, ligamentous fibers in the fatty tissue in the upper portion of the olecranon fossa. L., **Bellini's**. See L., *Tindino-trochanteric*. L., **Bertin's**, the ilio-femoral ligament. L. of **Bigelow**. See L., *Ilio-femoral*. L., **Broad (of liver)**, a broad fold of peritoneum extending from the diaphragm to the upper surface of the liver. L., **Broad (of lungs)**, one of the folds of the pleura, connecting the lower surfaces of the lungs with the diaphragm. L., **Broad (of uterus)**, a fold of peritoneum extending laterally from the uterus to the pelvic wall. L., **Burns' (Allen)**. See L., *Hey's*. L., **Calcaneo-astragaloid, Internal**. See L., *Astragalo-calcaneal, Internal*. L., **Calcaneo-astragaloid, Interosseous**, that uniting the calcaneum and the astragalus. L., **Calcaneo-astragaloid, Posterior**, one joining the calcaneum and the posterior border of the astragalus. L., **Calcaneo-cuboid, Dorsal**. See L., *Calcaneo-cuboid, Superior*. L., **Calcaneo-cuboid, Internal**, one joining the inner surfaces of the calcaneum and the cuboid. L., **Calcaneo-cuboid, Interosseous**. See L., *Calcaneo-cuboid, Internal*. L., **Calcaneo-cuboid, Long**, one running from the under surface of the calcaneum to the under surface of the cuboid. L., **Calcaneo-cuboid, Short**, a thick ligament extending between the os calcis and the under surface of the cuboid. L., **Calcaneo-cuboid, Superior**, one attached to the dorsal surface of the calcaneum, and inserted into the dorsal surface of the cuboid. L., **Calcaneo-fibular**, that joining the apex of the external malleolus to the outer surface of the calcaneum. L., **Calcaneo-navicular, Inferior**. See L., *Calcaneo-scaphoid, Inferior*. L., **Calcaneo-scaphoid, Dorsal**. See L., *Calcaneo-scaphoid, External*. L., **Calcaneo-scaphoid, External**, that extending from the calcaneum at its articulation with the astragalus to the external surface of the scaphoid. L., **Calcaneo-scaphoid, Inferior**, one joining the anterior and inner end of the calcaneum to the under surface of the scaphoid. L., **Calcaneo-scaphoid, Interosseous**. See L., *Calcaneo-scaphoid, External*. L., **Calcaneo-scaphoid, Plantar**. See L., *Calcaneo-scaphoid, Inferior*. L., **Calcaneo-scaphoid, Superior**. See L., *Calcaneo-scaphoid, External*. L., **Camper's**, the deep layer of the perineal fascia covering the bulb of the urethra and the crura of the penis. L., **Capsular**, a heavy fibrous structure surrounding an articulation, and lined by synovial membrane. L., **Carcassonne's**. See L., *Pubo-vesical, Middle*. L., **Carpal, Anterior**, that covering the palmar surface of the carpus. L., **Carpal, Common**, the annular ligament of the wrist-

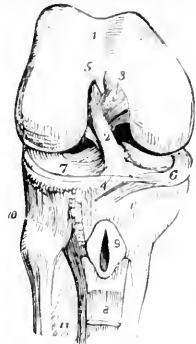
joint. **L., Carpal, Dorsal**, *ligamentum carpi dorsale*, together the dorsal parts of the carpal bones. **L., Carpal, Posterior**, *ligamentum carpi posterius*. **L., Carpo-metacarpal, Dorsal**, *ligamentum interossea dorsale*, of the first and metacarpal bones. **L., Carpo-metacarpal, Interosseous**, one of the interosseous ligaments joining the third metacarpal bone to the fourth. **L., Carpo-metacarpal, Palmar**, *ligamentum interossea palmaria*, of the third and fourth metacarpal bones. **L., Caudal, fibrous**, *ligamentum caudale fibrosum*, between the twelfth and thirteenth vertebrae of the lumbar region. **L., Check**, *ligamentum frenum*, the movable ligament of the eye. **L., Ciliary**, *Sclerotic ligament*. **L., Cleido-costal**, *Sclerotic ligament*. **L., Colles**, *ligamentum*. **L., Conoid**, the inner ligament of the elbow-joint. It is attached to the anterior surface of the scapula and the coracoid process of the humerus. **L., Cooper's Suspensory**, *Suspensory ligament (Mentum)*. **L., Coraco-acromial**, a triangular shaped ligament extending from the tip of the acromial process to the coracoid process of the scapula. **L., Coraco-clavicular**, that joining the coracoid process of the scapula and the clavicle. **L., Coraco-humeral**, that joining the coracoid process of the scapula to the upper and posterior portion of the capsule of the shoulder-joint and the upper part of the humerus. **L., Coracoid**, a fibrous structure forming the superior part of the arch of the coracoid process of the scapular notch. **L., Corniculo-pharyngeal**, ligamentous fibers extending from the corniculate cartilage to the walls of the pharynx. **L., Coronary**, *ligamentum*, short fibers banding the semilunar cartilages to the head of the tibia. **L., Coronary of the tibia**, *ligamentum coronarium*, a broad ligament extending from the diaphragm. **L., Coronary (of the tibia)**, *ligamentum coronarium*. **L., Costo-central**, *ligamentum*, fibrous tissue banding the head of a rib to the vertebral body. **L., Costo-central, Anterior**, *ligamentum*, a ligament extending from the vertebral body to the vertebral cartilages to the head of a rib. **L., Costo-clavicular**. See *L., Rhomboid*. **L., Costo-colic**. See *L., Plicino-gastric*. **L., Costo-coracoid**, that joining the first rib and the coracoid process of the scapula. **L., Costo-pericardiac**, that joining the first rib to the sternum. **L., Costo-sternal, Anterior**, a fibrous ligament joining the sternum and the anterior edges of the ribs. **L., Costo-sternal, Posterior**, *ligamentum*, joining the sternum and the posterior edges of the ribs. **L., Costo-transverse**, *ligamentum*, of the ribs, banding the ribs to the transverse process of the dorsal vertebrae. **L., Costo-transverse, Anterior**. See *L., Intercuneiform*. **L., Costo-transverse, Middle**. **L., Costo-transverse, Long**. See *L., Costo-transverse, Middle*. **L., Costo-transverse, Middle**, one running from the anterior surface of the transverse process to the head of the adjacent rib. **L., Costo-transverse, Posterior**, one running from the posterior surface of the transverse process to the head of the adjacent rib. **L., Costo-transverse, Superior**, *ligamentum*, of the lower thoracic region, joining the lower thoracic vertebrae to the transverse process of the lower thoracic vertebrae. **L., Costo-vertebral**, *ligamentum*, of those joining the transverse process of the vertebrae to the vertebral bodies. **L., Costo-vertebral, Interarticular**, *ligamentum*, of the transverse process of the vertebrae. **L., Costo-xiphoid**, *ligamentum*, of the lower thoracic region, joining the transverse process of the

seventh ribs to the xiphoid cartilage. **L., Cotyloid**, a ring of fibro-cartilaginous tissue at the margin of the acetabulum. **L., Cowper's**. Same as *L., Pubic*. **L., Cranio-vertebral**, one of those extending between the cranium and the vertebrae. **L., Crico-arytenoid, Posterior**, one of those joining the cricoid and arytenoid cartilages posteriorly. **L., Crico-pharyngeal**, that extending between the upper and posterior margin of the cricoid cartilage and the anterior pharyngeal wall. **L., Crico-Santorinian**, one of those binding together Santorini's cartilages and the cricoid cartilage. **L., Crico-thyroid**, one of those joining the cricoid and thyroid cartilages. **L., Crico-thyroid, Anterior**, one on the anterior surfaces of the cricoid and thyroid cartilages. **L., Crico-thyroid, Middle**, the crico-thyroid membrane. **L., Crico-tracheal**, that joining the cricoid cartilage and the uppermost tracheal ring. **L., Crucial (of atlas)**. See *L., Cruciform*. **L., Crucial (of the fingers)**, one of the small ligaments running obliquely on the palmar surface of the phalangeal joints. **L., Crucial, Anterior**, the smaller crucial ligament of the knee, extending from the upper surface of the tibia to the inner surface of the external condyle of the femur. **L., Crucial, External**. See *L., Crucial, Anterior*. **L., Crucial, Internal**. See *L., Crucial, Posterior*. **L., Crucial, Posterior**, one extending from the popliteal notch of the tibia, and the external semilunar cartilage, to the anterior portion of the internal condyle of the femur. **L., Cruciate**, a Y-shaped process of the deep fascia of the leg, situated at the bend of the ankle. It extends from the internal malleolus to the external surface of the anterior portion of the calcaneum. **L., Cruciform**, a cross-shaped ligament, formed by the transverse ligament of the atlas and a vertical band of fibers extending from the middle of this ligament to the body of the axis. **L., Cuneiform, Interosseous**. See *L., Intercuneiform*. **L., Deltoid**. See *L., Lateral Internal (of ankle-joint)*. **L., Dentate**. See *L., Denticulate*. **L., Denticulate**, a band of fibrous connective tissue passing from the arachnoid to the pia in the interval between the anterior and posterior nerve-roots. **L., Douglas's**, the folds of peritoneum extending between the dorsal surface of the uterus and the ventral surface of the rectum. **L., Duodeno-renal**, a peritoneal fold joining the transverse mesocolon and the parietal peritoneum in the region of the right kidney. It forms the posterior boundary of Winslow's foramen. **L. of Ellis**. See *L. of the Rectum*. **L., External (of malleus)**, that running from the outer wall of the tympanum to the crista capitis mallei. **L., Falciform**, a sickle-shaped expansion of the great sacro-ischiatic ligament, extending along the inner margin of the tuberosity and inferior ramus of the ischium. **L., Falciform (of liver)**. See *L., Broad (of liver)*. **L. of Fallopius**. See *L., Poupart's*. **L., False (of bladder)**, one of the peritoneal folds radiating from the urinary bladder. **L., False, Superior (of the bladder)**, one of the peritoneal folds, running in the median line, from the fundus of the bladder to the umbilicus. **L., Femoral**. See *L., Hey's*. **L., Flood's**, the gleno-humeral ligament. **L., Gastro-colic**, the fold of the great omentum attached to the colon and the stomach. **L., Gastro-hepatic**, the fold of the great omentum attached to the stomach and the liver. **L., Gastro-lienal**. See *L., Gastro-splenic*. **L., Gastro-pancreatic**, a sickle shaped peritoneal fold joining the posterior surface of the stomach and the anterior surface of the pancreas. **L., Gastro-phrenic**. See *L., Plicino-gastric*. **L., Gastro-splenic**, a peritoneal fold joining the gastric cul-de-sac and the



LIGAMENTS OF ELBOW-JOINT.

1. Humerus. 2. Ulna. 3. Radius. 4. External lateral ligament. 5. Orbicular ligament. 6. Posterior ligament. 7, 8. Condyles of humerus. 9. Interosseous membrane.



RIGHT KNEE-JOINT, INTERNAL LIGAMENTS, ANTERIOR VIEW.

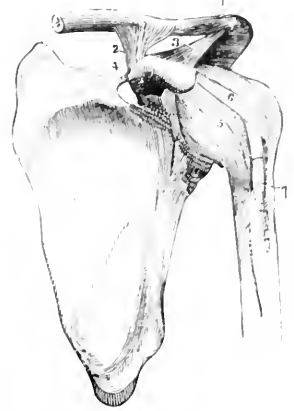
1. Lower extremity of femur. 2. Anterior crucial ligament. 3. Posterior crucial ligament. 4. Transverse ligament. 5. Intercondylar fossa. 6. Semilunar fibro-cartilages (internal). 7. Semilunar fibro-cartilages (external). 8. Ligamentum patellae. 9. Tubercle of tibia. 10. Capsular ligament. 11. Interosseous membrane.



LIGAMENTS OF RIGHT KNEE-JOINT, POSTERIOR VIEW.

1. Posterior ligaments, or ligamentum Winslowii (oblique fasciculus). 2. Tendon of semi-membranous muscle. 3. Tibia. 4. Bursa. 5. Internal lateral ligament. 6. Long external lateral ligament. 7. Short external lateral ligament. 8. Popliteus muscle.

- a. Anterior common ligament. b. Anterior occipito-atloid ligament. c. Anterior common ligament (continuation). d. Anterior atlo-axial ligament. e. Capsular ligament. f. Synovial membrane. g. Lateral occipito-atloid ligament.

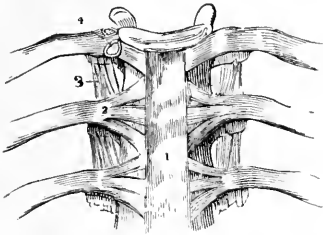


LIGAMENTS OF THE SHOULDER-JOINT.

1. Superior acromio-clavicular ligament. 2. Coraco-clavicular. 3. Coraco-acromial. 4. Transverse. 5. Capsular. 6. Coraco-humeral. 7. Tendon of long head of biceps.

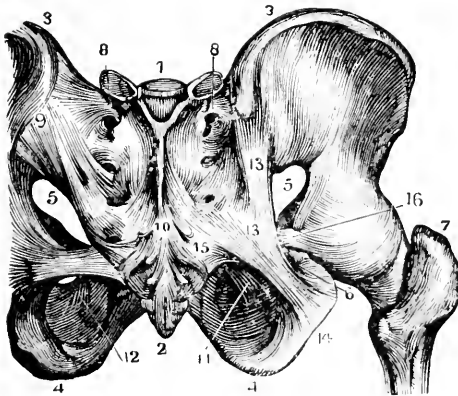


LIGAMENTS OF THE OCCIPITO-ATLOID JOINT.



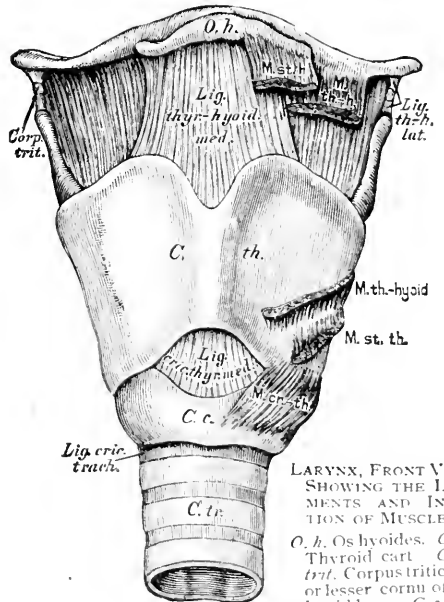
LIGAMENTS OF THE COSTO-VERTEBRAL ARTICULATIONS.

1. Anterior common ligament. 2. Anterior costo-vertebral, or stellate ligament. 3. Anterior costo-transverse ligament.



LIGAMENTS OF THE PELVIS, POSTERIOR VIEW.

1. Articular surface of sacrum for last lumbar vertebra. 2. Coccyx. 3. Crest of ilium. 4. Tuberosity of ischium. 5. Great sacro-sciatic foramen. 6. Lesser sacro-sciatic foramen. 7. Great trochanter. 8. Posterior sacro-iliac ligament. 9. Posterior inferior spine of ilium. 10. Supra-spinous ligament. 11. Obturator membrane. 12. Lesser sacro-sciatic foramen. 13, 14. Great sacro-sciatic ligament. 15. Lesser sacro-sciatic ligament. 16. Spine of ischium.



LARYNX, FRONT VIEW, SHOWING THE LIGAMENTS AND INSERTION OF MUSCLES.

- O. h. Os hyoides. C. th. Thyroid cart. Corp. trit. Corpus triticeum or lesser cornu of the hyoid bone. C. c. Cricoid cart. C. tr. Tracheal cartilage. Lig. thy-hyoid med. Middle thyro-hyoid ligament. Lig. thy-h. lat. Lateral thyro-hyoid ligament. Lig. cric-thyr. med. Middle crico-thyroid ligament. Lig. cric-trach. Cricotracheal ligament. M. st-h. Sterno-hyoid muscle. M. th-hyoid. Thyro-hyoid muscle. M. st-th. Sterno-thyroid muscle. M. cr-th. Cricothyroid muscle.

capsular ligament. **L., Lateral, Short Internal** (*of knee-joint*), one joining the upper portion of the tibia and the internal fibro-cartilage. **L., Lauth's**, the transverse ligament of the atlas. **L., Longitudinal** (*of liver*). See *L., Broad (of liver)*. **L., Lumbo-costal**, the anterior edge of the lumbo-dorsal fascia. **L., Lumbo-iliac**. See *L., Ilio-lumbar*. **L., Lumbo-sacral**, a part of the ilio-lumbar, extending from the sacrum to the ilium, across the sacro-iliac synchondrosis. **L., Mauchart's**. Same as *L., Odontoid, Alar*. **L., Metacarpal, Transverse**, one joining the distal extremities of the four inner metacarpal bones. **L., Metacarpo-phalangeal, Anterior**. See *L., Glenoid*. **L., Metacarpo-phalangeal, Lateral**, one joining the lateral surfaces of the phalanges and metacarpal bones. **L., Metatarsal, Interosseous**, one of those joining adjacent metatarsal bones. **L., Metatarsal, Transverse**, one uniting the distal extremities of the metatarsal bones. **L., Metatarso-phalangeal, Lateral**, one joining the lateral surfaces of the phalanges and metatarsal bones. **L., Metatarso-phalangeal, Plantar**, one of those joining the plantar surfaces of the phalanges and metatarsal bones. **L., Mucous** (*of knee-joint*), a fold of synovial membrane extending from the intercondyloid fossa to the lower margin of the patella. **L., Naviculo-cuboid**, one of those between the scaphoid and cuboid bones. **L., Naviculo-cuneiform**, one of those joining the scaphoid and cuneiform bones. **L., Oblique** (*of forearm*). See *L., Round (of forearm)*. **L., Obturator**, the obturator membrane. **L., Obturator, External**. See *L., Occipito-atlantid, Posterior*. **L., Occipito-atlantid, Lateral**, one of those joining the transverse processes of the atlas to the jugular processes of the occipital bone. **L., Occipito-atlantid, Posterior**, one joining the dorsal arch of the atlas and the posterior margin of the great foramen. **L., Occipito-atloid, Anterior**, a ligament joining the anterior arch of the atlas to the anterior margin of the great foramen. **L., Occipito-axial**. See *L., Occipito-axoid*. **L., Occipito-axoid**, a strong ligament attached to the clivus of Blumenbach above and to the body of the axis and adjoining vertebra below. **L., Odontoid**, any one of the broad, strong ligaments arising on either side of the apex of the odontoid process and connecting the atlas with the skull. **L., Odontoid, Alar**. See *L., Odontoid, Lateral*. **L., Odontoid, Lateral**, one of the ligaments joining the condyles of the occiput and the odontoid process of the axis. **L., Odontoid, Middle**, one joining the anterior margin of the great foramen and the tip of the odontoid process. **L., Omoclavicular**. See *L., Coraco-clavicular*. **L., Orbicular** (*of radius*). See *L., Annular (of radius)*. **L., Ovarian**, a band of muscular fibers, extending from the posterior surface of the uterus on either side to the ovary. **L., Palmar**. See *L., Glenoid*. **L., Palpebral**. See *L., Tarsal*. **L., Palpebral, External**, that joining the outer margin of the orbit and the tissues of the eye-lid. **L., Palpebral, Internal**, one extending from the nasal process of the superior maxilla to the lacrymal spine of the lacrymal bone and the inner end of the tarsal cartilage. **L. patellæ**, a strong fibrous structure, extending from the tubercle of the tibia upward to become the tendon of the quadriceps extensor muscle; it embraces the patella. **L., Patellar, Lateral**, one of those joining the sides of the condyles of the femur and the patella. **L. pectinatum**, the spongy tissue at the junction of the cornea and sclera in the sinus of the anterior chamber of the eye. It forms the root of the iris. **L., Phalangeal, Anterior**, one of the ligaments on the palmar and plantar surfaces of the phalanges. **L., Phalan-**

geal, Lateral, one of those joining the sides of contiguous phalanges. **L., Phrenico-colic**, a peritoneal fold joining the diaphragm and the splenic flexure of the colon. **L., Phrenico-gastric**, a peritoneal fold between the diaphragm and the cardiac end of the stomach. **L., Phreno-colic**. See *L., Phrenico-colic*. **L., Phreno-splenic**. See *L., Suspensory (of spleen)*. **L., Plantar, Deep**. See *L., Calcaneo-cuboid, Short*. **L., Plantar, Long**. See *L., Calcaneo-cuboid Long*. **L., Plantar, Short**. See *L., Calcaneo-cuboid, Short*. **L., Pleuro-colic**. See *L., Phrenico-colic*. **L., Posterior** (*of ankle-joint*), a transverse ligament covering the ankle-joint posteriorly. **L., Posterior** (*of elbow*), a ligament covering the elbow posteriorly. **L., Posterior** (*of incus*), one joining the horizontal process of the incus and the posterior tympanic wall. **L., Posterior** (*of knee-joint*), one bounding the knee posteriorly. **L., Posterior** (*of malleus*), the posterior portion of the external ligament of the malleus. **L., Posterior** (*of sacro-coccygeal articulation*). See *L., Sacro-coccygeal, Posterior*. **L., Posterior** (*of wrist*), one covering the dorsal surface of the carpus. **L., Poupart's**, the ligament extending from the anterior superior spine of the ilium to the spine of the pubis and the pectineal line. It is the lower portion of the aponeurosis of the external oblique muscle. **L., Pterygo-maxillary**, one joining the apex of the internal pterygoid plate of the sphenoid and the posterior extremity of the internal oblique line of the lower jaw. **L., Pubic**, a portion of the fascia lata attached to the crest of the pubes. **L., Pubic, Anterior**, a band of fibrous tissue covering the anterior surface of the pubis. **L., Pubic, Inferior**, a triangular ligament, extending from the symphysis of the pubis to the rami of the pubic bones. **L., Pubic, Posterior**, one covering the symphysis pubis posteriorly. **L., Pubic, Superior**, one extending across the upper surface of the symphysis pubis. **L., Pubo-femoral**, one joining the margin of the obturator foramen, the pectineal eminence and the superior ramus of the pubis with the lesser trochanter of the femur. **L., Pubo-prostatic**, the anterior true ligament of the bladder. **L., Pubo-vesical, Middle**, in the female, a ligament between the anterior surface of the bladder, the inferior pubic ligament and the crura of the clitoris. **L., Pulmonary**. See *L., Broad (of lung)*. **L., Pylori-colic**, one running from the pyloric end of the stomach to the transverse colon. **L., Radio-carpal**. See *L., Lateral, External (of carpus)*. **L., Radio-ulnar, Anterior**, a ligament uniting, anteriorly, the lower end of the ulna and the anterior edge of the sigmoid cavity of the radius. **L., Radio-ulnar, Posterior**, one joining the posterior surface of the lower end of the ulna, and the posterior margin of the sigmoid cavity of the radius. **L., Radio-ulnar, Round**. See *L., Round (of forearm)*. **L. of the Rectum**, that part of the recto-vesical fascia extending to the side of the rectum. **L. of Retzius**, the outer portion of the anterior annular ligament of the leg. **L., Rhomboid**, one joining the cartilage of the first rib and the tuberosity of the clavicle. It is a part of the costo-clavicular ligament. **L., Round** (*of forearm*), one joining the coronoid process of the ulna and the tuberosity of the radius. **L., Round** (*of hip*). See *L., ters*. **L., Round** (*of liver*), a fibrous cord running from the umbilicus to the notch in the anterior border of the liver. It represents the remains of the obliterated umbilical vein. **L., Round, Posterior**, a muscular band extending from the posterior surface of the uterus through the broad ligament to the sub-peritoneal pelvic fascia. **L., Round** (*of superior radio-ulnar articulation*). See *L., Round (of forearm)*.

L., Round (*rotunda*), a ligament arising from the anterior surface of the body of the fifth lumbar vertebra, crossing the inguinal canal, and passing over the femoral sheath. **L., Sacro-coxycygeal, Anterior**, one extending from the anterior surface of the first coccygeal vertebra to the first sacral coccygeal vertebra. **L., Sacro-coxycygeal, Lateral**, one extending from the lateral surface of the first coccygeal vertebra to the lateral surface of the first sacral coccygeal vertebra. **L., Sacro-coxycygeal, Posterior**, one extending from the posterior surface of the first coccygeal vertebra to the posterior surface of the first sacral coccygeal vertebra. **L., Sacro-iliac, Anterior**, a thin ligament extending from the anterior surface of the sacrum to the anterior surface of the ilium. **L., Sacro-iliac, Interosseous**, one extending from the anterior surface of the sacrum to the anterior surface of the ilium. **L., Sacro-iliac, Long**, one extending from the anterior surface of the sacrum to the anterior surface of the ilium. **L., Sacro-iliac, Oblique**, one extending from the anterior surface of the sacrum to the anterior surface of the ilium. **L., Sacro-iliac, Posterior**, one extending from the posterior surface of the sacrum to the posterior surface of the ilium. **L., Sacro-iliac, Short**, that extending from the posterior surface of the sacrum to the posterior surface of the ilium. **L., Sacro-ischiatic, Great**. See *L., Sacro-sciatic, Great*. **L., Sacro-ischiatic, Lesser**, one extending from the lesser sciatic foramen to the part of junction of the sacrum and coccyx. **L., Sacro-sciatic, Anterior**. See *L., Sacro-sciatic, Great*. **L., Sacro-sciatic, Great**, a fibrous ligament extending from the anterior surface of the fifth lumbar vertebra to the tubercle of the ilium. **L., Sacro-sciatic, Large**. See *L., Sacro-sciatic, Great*. **L., Sacro-sciatic, Lesser**. See *L., Sacro-sciatic, Small*. **L., Sacro-sciatic, Posterior**. See *L., Sacro-sciatic, Great*. **L., Sacro-sciatic, Small**. See *L., Sacro-sciatic, Lesser*. **L., Sacro-spinal**. See *L., Sacro-ischiatic*. **L., Sacro-spinous**. See *L., Sacro-ischiatic*. **L., Sacro-vertebral**. See *L., Sacro-ischiatic*. **L. of Schlemm**, a ligament of the middle ear. **L., Spheno-maxillary**. See *L., Internal Lateral of Spheno-maxillary*. **L., Spiral**, one attached to the wing of the scapula. **L., Stellate**. See *L., Costo-sternal*. **L., Sternal, Anterior**, one connecting the manubrium and the gladiolus anteriorly. **L., Sternal, Posterior**, one joining the posterior surfaces of the upper part of the sternum. **L., Sterno-clavicular, Anterior**, a fibrous structure extending anteriorly from the sternum to the inner end of the clavicle. **L., Sterno-clavicular, Posterior**, one extending from the sternum posteriorly. **L., Sterno-costal, Anterior**. See *L., Costo-sternal, Anterior*. **L., Sterno-costal, Posterior**. See *L., Costo-sternal, Posterior*. **L., Sterno-xiphoid**. See *L., Costo-sternal, Anterior*. **L., Stylo-hyoid**, a fibrous ligament extending from the apex of the styloid process of the temporal bone, to the lesser cornu of the hyoid bone. **L., Stylo-maxillary**, a ligament joining the anterior process of the temporal bone and the under surface of the posterior margin of the ramus of the mandible. **L., Stylo-myoid**. See *L., Stylo-hyoid*. **L., Sub-pubic**. See *L., Pubic, Inferior*. **L., Superior**, one extending from the upper part of the labium of the vagina, and blending with the transverse ligament. **L., Superior (of malleus)**. See *L., Superior (of malleus)*. **L., Superior (of malleus)**, a rounded fibrous band arising from the head of the malleus and extending to the head of the tympanic cavity. **L., Supra-scapular**. See *L., Coraco-clavicular*. **L., Supra-spinal**, one arising from the spinous processes of the lumbar vertebrae. **L., Supra-spinous**. See *L., Supra-scapular*. **L., Suspensory**. See *L., Suspensory (of diaphragm)*. **L., Suspensory (of diaphragm)**, that portion of the prevertebral fascia, attaching the center of the diaphragm to the bodies of the last cervical and first dorsal vertebra. **L., Suspensory (of humerus)**. See *L., Coraco-humeral*. **L., Suspensory (of incus)**. See *L., Coraco-humeral*. **L., Suspensory (of incus)**, *Arnold's ligament*, connecting the body of the incus with the roof of the tympanum. **L., Suspensory (of liver)**. See *L., Broad (of liver)*. **L., Suspensory (of malleus)**. See *L., Superior (of malleus)*. **L., Suspensory (of mamma)**, a fibrous band extending from the fascia above over the anterior surface of the mamma. **L., Suspensory (of mesentery)**, the root of the mesentery. **L., Suspensory (of penis)**, that attaching the upper portion of the dorsum of the penis to the anterior surface of the symphysis pubis. **L., Suspensory (of spleen)**, a peritoneal fold attaching the spleen to the lower surface of the diaphragm. **L., Suspensory (of uterus)**. See *L., Broad (of uterus)* and *L., Round (of uterus)*. **L., Tarsal**, the tarso-orbital fascia. **L., Tarso-metatarsal, Dorsal**, one of those joining the metatarsal and tarsal bones. **L., Tarso-metatarsal Interosseous, External**, that joining the external surface of the external cuneiform bone and the third and fourth metatarsal bones. **L., Tarso-metatarsal Interosseous, Internal**, one joining the internal cuneiform and second metatarsal bones. **L., Tarso-metatarsal Interosseous, Middle**, one joining the external cuneiform and second metatarsal bones. **L., Tarso-metatarsal, Plantar**, one of those joining the plantar surfaces of the tarsal and metatarsal bones. **L., Tendino-trochanterian, Bellini's ligament**, a strong ligament extending from the capsule of the hip-joint to the greater trochanter of the femur. **L. teres**, a rounded fibrous cord attached to the center of the articular surface of the head of the femur, and extending to the margin of the cotyloid notch of the acetabulum. **L., Thyro-arytenoid**. See *Vocal Bands*. **L., Thyro-arytenoid, Inferior**, one of the inferior or true vocal bands. **L., Thyro-arytenoid, Superior**, one extending between the inner surface of the upper portion of the thyroid cartilage and the anterior surfaces of the apices of the arytenoid cartilages. **L., Thyro-epiglottic**, one extending from the notch between the wings of the thyroid cartilage to the apex of the epiglottis. **L., Thyro-hyoid**, the thyro-hyoid membrane. **L., Thyro-hyoid, Lateral**, one of those joining the tips of the greater cornua of the hyoid bone and the superior cornua of the thyroid cartilage. **L., Thyro-hyoid, Middle**, the center line of the thyro-hyoid membrane. **L., Tibio-fibular, Inferior Posterior**, one at the lower tibio-fibular articulation, running obliquely downward from the tibia to the fibula. **L., Tibio-fibular, Inferior Transverse**. See *L., Tibio-fibular, Transverse*. **L., Tibio-fibular Interosseous**, one extending between the tibia and the fibula. **L., Tibio-fibular Interosseous, Inferior**, one joining the tibia and the fibula at their lower extremities. **L., Tibio-fibular, Posterior Inferior**. See *L., Posterior (of lower tibio-fibular articulation)*. **L., Tibio-fibular, Posterior Superior**, one joining the posterior surface of the external tuberosity of the tibia and the head of the fibula, posteriorly. **L., Tibio-fibular, Superior Posterior**. See *L., Tibio-fibular, Posterior Superior*. **L., Tibio-fibular, Transverse**, one extending between the lower posterior border of the tibia and the external malleolus. **L., Tibio-tarsal**, one extending from the lower anterior margin of the tibia to the upper surface of the astragalus. **L., Transverse (of acetabulum)**. See *L., Transverse (of hip-joint)*. **L., Transverse (of atlas)**, one attached to two small tubercles on the inner surface of

the zonule of Zinn. **L., Suspensory (of diaphragm)**, that portion of the prevertebral fascia, attaching the center of the diaphragm to the bodies of the last cervical and first dorsal vertebra. **L., Suspensory (of humerus)**. See *L., Coraco-humeral*. **L., Suspensory (of incus)**. See *L., Coraco-humeral*. **L., Suspensory (of incus)**, *Arnold's ligament*, connecting the body of the incus with the roof of the tympanum. **L., Suspensory (of liver)**. See *L., Broad (of liver)*. **L., Suspensory (of malleus)**. See *L., Superior (of malleus)*. **L., Suspensory (of mamma)**, a fibrous band extending from the fascia above over the anterior surface of the mamma. **L., Suspensory (of mesentery)**, the root of the mesentery. **L., Suspensory (of penis)**, that attaching the upper portion of the dorsum of the penis to the anterior surface of the symphysis pubis. **L., Suspensory (of spleen)**, a peritoneal fold attaching the spleen to the lower surface of the diaphragm. **L., Suspensory (of uterus)**. See *L., Broad (of uterus)* and *L., Round (of uterus)*. **L., Tarsal**, the tarso-orbital fascia. **L., Tarso-metatarsal, Dorsal**, one of those joining the metatarsal and tarsal bones. **L., Tarso-metatarsal Interosseous, External**, that joining the external surface of the external cuneiform bone and the third and fourth metatarsal bones. **L., Tarso-metatarsal Interosseous, Internal**, one joining the internal cuneiform and second metatarsal bones. **L., Tarso-metatarsal Interosseous, Middle**, one joining the external cuneiform and second metatarsal bones. **L., Tarso-metatarsal, Plantar**, one of those joining the plantar surfaces of the tarsal and metatarsal bones. **L., Tendino-trochanterian, Bellini's ligament**, a strong ligament extending from the capsule of the hip-joint to the greater trochanter of the femur. **L. teres**, a rounded fibrous cord attached to the center of the articular surface of the head of the femur, and extending to the margin of the cotyloid notch of the acetabulum. **L., Thyro-arytenoid**. See *Vocal Bands*. **L., Thyro-arytenoid, Inferior**, one of the inferior or true vocal bands. **L., Thyro-arytenoid, Superior**, one extending between the inner surface of the upper portion of the thyroid cartilage and the anterior surfaces of the apices of the arytenoid cartilages. **L., Thyro-epiglottic**, one extending from the notch between the wings of the thyroid cartilage to the apex of the epiglottis. **L., Thyro-hyoid**, the thyro-hyoid membrane. **L., Thyro-hyoid, Lateral**, one of those joining the tips of the greater cornua of the hyoid bone and the superior cornua of the thyroid cartilage. **L., Thyro-hyoid, Middle**, the center line of the thyro-hyoid membrane. **L., Tibio-fibular, Inferior Posterior**, one at the lower tibio-fibular articulation, running obliquely downward from the tibia to the fibula. **L., Tibio-fibular, Inferior Transverse**. See *L., Tibio-fibular, Transverse*. **L., Tibio-fibular Interosseous**, one extending between the tibia and the fibula. **L., Tibio-fibular Interosseous, Inferior**, one joining the tibia and the fibula at their lower extremities. **L., Tibio-fibular, Posterior Inferior**. See *L., Posterior (of lower tibio-fibular articulation)*. **L., Tibio-fibular, Posterior Superior**, one joining the posterior surface of the external tuberosity of the tibia and the head of the fibula, posteriorly. **L., Tibio-fibular, Superior Posterior**. See *L., Tibio-fibular, Posterior Superior*. **L., Tibio-fibular, Transverse**, one extending between the lower posterior border of the tibia and the external malleolus. **L., Tibio-tarsal**, one extending from the lower anterior margin of the tibia to the upper surface of the astragalus. **L., Transverse (of acetabulum)**. See *L., Transverse (of hip-joint)*. **L., Transverse (of atlas)**, one attached to two small tubercles on the inner surface of

the atlas, and surrounding the odontoid process of the axis. **L., Transverse** (*of hip-joint*), one extending across the cotyloid notch of the acetabulum. **L., Transverse** (*of knee-joint*), one extending from the anterior margin of the external semilunar fibro-cartilage to the extremity of the internal semilunar fibro-cartilage. **L., Transverse, Medial** (*of tarsus*), one extending from the first cuneiform to the bases of the third and fourth metatarsal bones. **L., Transverse** (*of shoulder-joint*). See **L., Coraco-acromial**. **L., Transverso-costal**. See **L., Costo-transverse**. **L., Trapezoid**, the anterior or external portion of the coraco-clavicular ligament, extending from the upper surface of the coracoid process of the scapula, to the under surface of the clavicle. **L., Triangular**: 1. *The coraco-acromial ligament, q. v.* 2. That portion of the aponeurosis of the external oblique muscle extending from the outer portion of Poupert's ligament to the linea alba. **L., Triangular** (*of liver*). See **L., Lateral** (*of liver*). **L., Triangular, Anterior** (*of pelvis*). See **L., Pubic, Inferior**. **L., Utero-rectal**. See **L., Utero-sacral**. **L., Utero-sacral**, one of the recto-uterine folds of peritoneum. **L., Utero-vesical**, one of the folds of peritoneum connecting the bladder to the uterus. **L., Vertebral, Posterior**, one extending from the axis to the sacrum, along the posterior surface of the bodies of the vertebrae. **L., Vesico-uterine**. See **L., Utero-vesical**. **L., Weitbrecht's**. A bundle of fibers upon the anterior aspect of the interosseous ligament of the radio-cubital articulation. **L., Winslow's**, the posterior ligament of the knee-joint. See **L., Posterior** (*of knee-joint*). **L., Y-shaped** (*of Bigelow*), the *Ilio-femoral ligament*. **L. of Zinn**, the tendinous origin of the external, inferior, and internal recti muscles of the eye.

Ligamental (*lig-am-en'tal*), **Ligamentary** (*lig-am-en'ta-re*) [*ligare*, to bind]. Of the nature of a ligament.

Ligamentous (*lig-am-en'tus*) [*ligamentum*, from *ligare*, to bind]. Of the nature of, or pertaining to, a ligament.

Ligamentum (*lig-am-en'tum*) [1. : *pl., Ligamenta*]. See *Ligament*. **L. dentis**, a name given to that portion of the gum which is attached to the neck of a tooth.

Ligation (*li-ga't-shun*) [*ligatio* : *ligare*, to tie]. The operation of tying, especially of tying arteries. **L. of Cord**, applying a ligature about the umbilical cord of the new-born child. **L., Multiple**, the application of several ligatures in the course of a vessel. **L. in Continuity**, ligation of a vessel in its course for the cure of an aneurysm or to arrest hemorrhage at some distant point.

Ligator (*li-ga'tor*) [*ligare*, to bind]. An instrument used in placing and fastening ligatures.

Ligature (*li-ga't-ur*) [*ligatura* : *ligare*, to tie]. A cord or thread of any material for tying arteries, etc. **L., Animal**, one made from sheepgut or catgut, or the tendons or sinews of various animals. **L., Articulated**, the *Écraseur, q. v.* **L., Aseptic**, one rendered free from infective material by soaking in and cleansing with germicidal solutions, or by boiling or heating. **L., Buckskin**, the first absorbable ligature used by Physick, who employed untanned buckskin. **L., Carbolized**, a ligature rendered aseptic by carbolic acid. **L., Catgut**, a ligature made from the middle coat of the sheep's intestine, and rendered aseptic and tough by carbolic acid or perchlorid of mercury. **L., Chromicised**, a ligature hardened by treatment with a solution of chromic acid. **L., Deer-skin**, a ligature formed of a thin strip cut from prepared deer-skin and rendered aseptic. **L., Double**, the

application of two ligatures to a vessel, between which it is divided. In the case of a pedunculated growth it refers to two ligatures passed through the same opening and tied at opposite sides. **L., Elastic**, a narrow band or thread of india-rubber applied tightly to a part so as to destroy the tissues and by compression to lead to separation. It is used in the treatment of hemorrhoids, anal fistula, and in the removal of pedunculated growths. **L., Erichsen's**, one consisting of a double thread, one-half of which is white, the other half black; it is used in the ligation of nevi. **L., Hemp**, a thread made from hemp-fibers rendered aseptic. **L., Horsehair**, an excellent ligature formed by plaiting together a number of strands of horsehair. After immersion in oil for some time it becomes extremely supple, and is capable of slow absorption. **L., Immediate**, a ligature including the vessel alone. **L., Intermittent**, a tourniquet applied above a poisoned wound to interrupt the blood current; it is occasionally relaxed to allow of renewal of the circulation. **L., Kangaroo**, a ligature made from the smaller tendons of the kangaroo's tail, dried and carbolized. It is stouter than the catgut ligature, and is not absorbed so readily. **L., Lateral**, partial occlusion of the lumen of a vessel by a loose ligature. **L., "Loose,"** a ligature employed by the younger Cline and South. It consists in the application of a thread around an artery so loosely as not to interfere with the passage of the blood. It was erroneously believed to cause an inflammation that would completely block up the vessel. **L., Mediate**, one enclosing some of the soft parts as well as the artery. **L., Metallic**, one made of silver or other metal. **L., Momentary**, the momentary application of a tight ligature so as to rupture the intima of an artery. **L., Ox-aorta**, a form of broad ligature introduced by Barwell for the purpose of tying an artery without lacerating its inner and middle coats; it consists of the middle coat of the aorta of the ox, cut spirally, allowed to dry, and, ten minutes before using, soaked in a five per cent. solution of carbolic acid in water. **L., Permanent**, one made of non-absorbable material. **L., Phlebotomy**, the application of a band to a limb to produce distention of the veins to facilitate venesection. **L., Provisional**, a ligature applied during an operation, with the intention of removing it before the completion of the operation. **L., Quadruple**, two double ligatures passed at right angles through a growth and tied in four sections; it is used in the strangulation of nevi. **L., Scarpa's**, one employed in the ligation of arteries; it consists of a small fold of linen which is placed against the vessel and over which the ligature is tied. **L., Silk**, a thread of silk for ligating vessels. **L., Silkworm-gut**, a material recommended for purposes of ligation by MacSweeney in 1818. It is the fiber drawn out from the silkworm killed when it is just ready to spin its cocoon. **L., Soluble**, an animal ligature capable of being absorbed. **L., Tendon**, the tendon, or strips of tendons, of various animals, as those of the kangaroo, deer, and whale, dried and carbolized. **L., Wire**, a metallic wire for the ligation of arteries and other parts. After its application it is cut short and allowed to become encapsulated.

Light (*lit*) [ME., *light*, light]. That form of energy which, when impinging upon the retina, gives rise to the sensation of vision. The old theory was the so-called *Emission, or Corpuscular Theory*, which regarded light as consisting of minute material particles emitted by the luminous body and giving rise to the sensation of vision by impinging upon the retina. The accepted, or *Undulatory, Theory* regards light as a form of ethereal vibration or undu-

Lignaceous [*lignum*, wood]. Same as *Lignifera*.
 Lignicolous [*lignum*, wood]. Same as *Lignicoline*.
 Lignifera [*lignum*, wood]. Same as *Lignaceous*.
 Lignification [*lignum*, wood]. The process of turning into wood; sometimes also applied to amyloid degeneration, *q. v.*
 Ligniform [*lignum*, wood]. Resembling wood.
 Lignin [*lignum*, wood]. $C_{19}H_{24}O_{10}$ (?). A modification of cellulose, constituting the greater portion of the weight of most dry wood. It has not been isolated. **L. Tests for;** chloroglucin gives a violet color to lignified cell-walls. Anilin sulphate, in slightly acidulated solution, gives a bright yellow color.
 Lignite [*lignum*, wood]. Brown coal; imperfectly formed coal, or that in which the original form of the wood is so distinctly preserved that it can be readily distinguished by the eye. It is a source of certain members of the paraffin group of hydrocarbons. See *Coal*.
 Lignivorous [*lignum*, wood; *vorare*, to eat, to devour]. Applied to such insect larvæ, ants, beetles, etc., as devour wood.
 Lignoin [*lignum*, wood]. $C_{20}H_{23}NO_8$. An alkaloid found in certain *Cinchonas*.
 Lignose [*lignum*]. See *Cellulose*.
 Lignum [*lignum*]. **L. Wood.** **L. agallochum**, aloes wood. **L. benedictum**, guaiac wood. **L. cedrium**, cedar wood. **L. vitæ**. See *Guaiacum*.
 Lignoïn [*lignum*]. A product obtained from petroleum, boiling at from 80° to 120° C., and having a specific gravity of from .710 to .730. It is used in pharmacy for solvent purposes, and for burning in sponge lamps.
 Lingula [*lingula*, a tongue]. A little tongue or tongue-shaped organ; the epiglottis; the clavicle; the tenia of the fourth ventricle, called also *apiculus* or *apiculus*. Also, a name given to the tongue of an articulate. See *Lingula*. In biology, applied to various strap-shaped organs or parts, as the corolla blade in a plant, or the long tongue-like organ of hymenopterous insects. Also called *Ligule*.
 Ligulate [*lingula*, from *lingua*, tongue]. Strap-like a small tongue; strap-shaped.
 Ligule [*lingula*]. Same as *Lingula*.
 Liguliform [*lingula*, tongue]. See *Ligulate*.
 Liginlin [*lingula*, a little tongue]. The coloring matter of *Leontodon officinale*, Koch, and of the berries of the common privet (*Ligustrum vulgare*). With limestone water it strikes a bright-red color changing to blue, whence it has been used as a test for the presence of limestone in water.
 Ligusticum [*ligusticum*, Ligurian]. A genus of umbelliferous plants: lovage. **L. actæifolium** is carminative and stimulant, as is also **L. apifolium** of N. America. Unof.
 Ligustrum [*lingula*]. A genus of oleaceous shrubs: privets. **L. vulgare**, the common privet, has astringent leaves and berries, and cathartic berries. Unof.
 Lilac [*lilac*]. The leaves and fruit of *Syringa vulgaris*, a bitter tonic, with reputed anti-inflammatory properties. Unof.

Lights [*lumen*, light]. The lungs, so-called because of their light weight.
 Lignaloes [*lignum*, wood]. Same as *Agalloe*.
 Lignatile [*lignum*, wood]. Same as *Lignifera*.
 Ligneous [*lignum*, wood]. Woody, or having a woody texture.
 Lignerolle's Amputation. See *Operations, Table of*.
 Lignicole [*lignum*, wood]. **Lignicoline** [*lignum*, wood; *colere*, to dwell]. In biology, growing upon wood.
 Lignification [*lignum*, wood; *ficere*, to make]. The process of turning into wood; sometimes also applied to amyloid degeneration, *q. v.*
 Ligniform [*lignum*, wood; *forma*, form]. Resembling wood.
 Lignin [*lignum*, wood]. $C_{19}H_{24}O_{10}$ (?). A modification of cellulose, constituting the greater portion of the weight of most dry wood. It has not been isolated. **L. Tests for;** chloroglucin gives a violet color to lignified cell-walls. Anilin sulphate, in slightly acidulated solution, gives a bright yellow color.
 Lignite [*lignum*, wood]. Brown coal; imperfectly formed coal, or that in which the original form of the wood is so distinctly preserved that it can be readily distinguished by the eye. It is a source of certain members of the paraffin group of hydrocarbons. See *Coal*.
 Lignivorous [*lignum*, wood; *vorare*, to eat, to devour]. Applied to such insect larvæ, ants, beetles, etc., as devour wood.
 Lignoin [*lignum*, wood]. $C_{20}H_{23}NO_8$. An alkaloid found in certain *Cinchonas*.
 Lignose [*lignum*]. See *Cellulose*.
 Lignum [*lignum*]. **L. Wood.** **L. agallochum**, aloes wood. **L. benedictum**, guaiac wood. **L. cedrium**, cedar wood. **L. vitæ**. See *Guaiacum*.
 Lignoïn [*lignum*]. A product obtained from petroleum, boiling at from 80° to 120° C., and having a specific gravity of from .710 to .730. It is used in pharmacy for solvent purposes, and for burning in sponge lamps.
 Lingula [*lingula*, a tongue]. A little tongue or tongue-shaped organ; the epiglottis; the clavicle; the tenia of the fourth ventricle, called also *apiculus* or *apiculus*. Also, a name given to the tongue of an articulate. See *Lingula*. In biology, applied to various strap-shaped organs or parts, as the corolla blade in a plant, or the long tongue-like organ of hymenopterous insects. Also called *Ligule*.
 Ligulate [*lingula*, from *lingua*, tongue]. Strap-like a small tongue; strap-shaped.
 Ligule [*lingula*]. Same as *Lingula*.
 Liguliform [*lingula*, tongue]. See *Ligulate*.
 Liginlin [*lingula*, a little tongue]. The coloring matter of *Leontodon officinale*, Koch, and of the berries of the common privet (*Ligustrum vulgare*). With limestone water it strikes a bright-red color changing to blue, whence it has been used as a test for the presence of limestone in water.
 Ligusticum [*ligusticum*, Ligurian]. A genus of umbelliferous plants: lovage. **L. actæifolium** is carminative and stimulant, as is also **L. apifolium** of N. America. Unof.
 Ligustrum [*lingula*]. A genus of oleaceous shrubs: privets. **L. vulgare**, the common privet, has astringent leaves and berries, and cathartic berries. Unof.
 Lilac [*lilac*]. The leaves and fruit of *Syringa vulgaris*, a bitter tonic, with reputed anti-inflammatory properties. Unof.

Lily of the Valley. See *Convallaria majalis*.

Limb (*lim*) [ME., *lim*, a limb]. 1. A member of an animal body, other than the head or trunk; a leg or arm. 2. In biology, the lateral area, border, or margin of an organ or part. An organ of prehension or locomotion. **L.**, **Anterior** (*of the internal capsule*), the part of the internal capsule in front of the knee, included between the caudate and the lenticular nucleus. **L.**, **Artificial**, a mechanical substitute for an arm or a leg. **L.-girdle**, the bony or cartilaginous junction of a limb and the trunk. **L.**, **Pectoral**, the upper or fore-limb. **L.**, **Pelvic**, the lower or hind limb. **L.** **Plexus**, the supposed rearrangement of nerve strands so as to connect nerves derived from different parts of the spinal cord with particular groups of muscles. **L.**, **Posterior** (*of the internal capsule*), the portion behind the knee, situated between the caudate nucleus and the optic thalamus. **L.-root**, the part of a skeleton that bears a limb.

Limbate (*lim'-bat*) [*limbu*, a border]. Bordered.

Limbation (*lim-bal'-shun*) [*limbus*, a border]. In biology, the formation of an extended border; a lateral thickening.

Limbed (*limd*) [ME., *lim*, a limb]. Having limbs.

Limbic (*lim'-bik*) [*limbus*, a border]. Marginal; pertaining to a border. **L.** **Fissure**. See *Fissure*. **L.** **Lobe**, that surrounding the corpus callosum.

Limburger Cheese. See *Cheese*.

Limbus (*lim'-bus*) [L.]. A border. The circumferential edge of any flat organ or part. **L. corneæ**, the edge of the cornea at its junction with the sclerotic coat. **L. laminæ spiralis**, the spiral membranous cushion, at the border of the osseous lamina spiralis of the cochlea. **L. luteus**. See *Macula lutea*. **L. Vieussenii**, that portion of the edge of the *septum secundum* in the fetal heart of the rabbit that forms part of the boundary of the foramen ovale.

Lime (*lim*) [Ar. *limûn*, a lemon]. The fruit of several species of *Citrus*, as *C. limetta*. **L.-juice**, the juice of the lime. It should contain, when bottled, a small percentage of sulphurous acid, to prevent fermentation.

Lime (*lim*) [ME., *lim*, lime]. The popular name for calcium oxid, CaO (quicklime), and calcium hydrate, Ca(OH). Calcium oxid (quicklime) has a great affinity for water and for CO₂. On contact with the former, slaked lime is formed, with the evolution of heat. On living tissues it acts as a caustic. **L.**, **Burnt**, **L.**, **Caustic**, calcium oxid, quicklime. **L.**, **Chlorid of**, **L.**, **Chlorinated**, the chlorid of lime of commerce, is not a distinct chemie compound: its chief constituent, and the one on which its disinfectant properties depend, is calcium hypochlorite, which liberates chlorine. **L.-secreting Glands**. See *Morren's Glands*. **L.**, **Milk of**, a milky fluid consisting of calcium hydrate suspended in water. **L.**, **Quick**, **L.**, **Slaked**, common terms for lime. **L.-ointment**, an ointment consisting of slaked lime 4, lard 1, and olive oil 3. **L.-water**, a solution of calcium hydrate in water. It is astringent and alkaline, and prevents the formation of dense coagula if added to milk. It is used in cases of diarrheæ and vomiting.

Limen (*lit'-men*) [*limn*, a harbor]. Threshold.

Limic (*lim'-ik*) [*limos*, hunger]. Pertaining to hunger.

Liminal (*lim'-in-al*) [*limn*, threshold]. Least; lowest; minimal. **L.** **Intensity**. See *Lava*, *F. âneris*.

Limitans, **Limiting** (*lim'-it-ans*, *lim'-it-ing*) [*limn*, threshold]. Bounding. **L. Membrane**, the thin membrane on which the epithelial tissue of the various glands rests. **L. Membrane, External**, the thin layer between the outer nuclear layer of the retina and that of the rods and cones. **L. Membrane, Internal**, in the eye, the inner layer of the retina.

Limnophytic (*lim-nof-ite-ik*) [*limn*, a name given to Roman lands furnishing subsistence to slaves]. Regulating the processes of nutrition and growth, sometimes applied to the great ganglia and to the sympathetic nerve system, and to that system at large, pertaining to the sympathetic nerves.

Limnemic (*lim-né-mik*) [*limn*, marsh]. Pertaining to, or caused by the influence of, a marsh.

Limnophthitis (*lim-nof-ite-itis*) [*limn*, marsh; *phthi*, noxious odor]. Any inflammation of the ear arising from marshy ground or swamp.

Limnætonia (*lim-ké-ton-é-ah*) [*limn*, swamp; *tonai*, to destroy]. Death from hunger; caused by hunger.

Limonene (*li-mo-né-né*) [*lim*, a lemon]. The same as *Citron-ene*.

Limonum (*lim-on-um*) [Lat. gen., *Limonis*; from the Arabic *limûn*]. Lemon. The fruit of *Citrus limonium*, of the same genus as the orange and the lime. The rind contains a volatile oil, isomeric with oil of turpentine. The pulp yields about 7 per cent. of citric acid, C₆H₈O₇, which has about the same properties as acetic acid, but has much value as a refrigerant and antiscorbutic. The expressed juice is largely employed as a refrigerant drink in fevers. **L.**, **Oil**, the volatile oil. Dose π –v. **L.**, **Spt.**, "essence of lemon," 6 parts of oil and 4 of juice in 90 parts of alcohol. **L.**, **Succus**, B. P., used in preparing syrupus limonis. **L.**, **Syr.**, lemon-juice 20, lemon-peel 2, sugar 60, water q. s., ad 100. Dose 5j.

L., **Tinct.**, B. P., Dose 5–ssj. **Acidum citricum**, **Syr.**, citric acid, water, aa λ , spt. of lemon 2, water qss.

Limphoitis (*lim-fo-ite-itis*). **Limphoitis** (*lim-fo-it-é-itis*) [*limos*, hunger; *phos*, madness]. Insanity due to hunger or lack of nutrition.

Limphoitic (*lim-fo-it-é-ik*) [*limos*, hunger; *phos*, to wander]. Insane from hunger or under-feeding.

Limphthisis (*lim-fo-thi-é-isis*) [*limos*, hunger; *phos*, wasting]. The wasting of the body due to privation and lack of food.

Limopsora (*lim-ops-o-ra*) [*limos*, hunger; *psora*, itch]. A kind of scabies or pruritus, asserted to attack man and other animals after long deprivation of food.

Limopsorus (*lim-ops-ol-rus*) [*limos*, hunger; *psora*, itch]. A disease, like scurvy, pellagra, or famine-fever, due to poor or insufficient food.

Limoseric (*lim-ose-rik*) [*limos*, hunger]. Pertaining to or caused by hunger.

Limosis (*lim-é-isis*) [*limos*, hunger; *ps*, *Limosis*]. Unnatural appetite; a class of diseases distinguished by depraved appetite.

Limotherapy (*lim-é-ther-é-ape*) [*limos*, hunger; *therapeia*, treatment]. The treatment of disease by partial or total deprivation of food. This method is useful in certain stages of syphilis, in the treatment of aneurysm, and is recommended in some cases of malignant disease.

Limp [AS., *limp*, awkward]. A halting gait. See *Claudication*.

Limprecht's Method. See *Nitrogen*.

Linagogue (*lin-á-gog*). **Linagogus** (*lin-á-gog-us*) [*linon*, thread; *gog*, leading]. An instrument used in guiding the course of a suture.

Linaient (*lin-á-ment*) [*linon*, flax]. Charrier's lint; a tent for a wound.

Linaria (*lin-á-ri-ah*) [*linon*, flax]. A genus of herbs. **L. vulgaris**. See *Linum catharticum*.

Lincture (*link'-túr*) [*linon*, hunger; *t*, lick]. A medicine to be taken by licking; an electuary; looch, looch, or eclegma. [Oid.]

Linctus (*link'-tus*) [L.]. Same as *Lincture*.

Line *lin* [*lin* *a*, *lin*]. In geometry, that extension of dimension which has length, but neither breadth nor thickness. As a $\frac{1}{16}$ part of an inch. In anatomy, a boundary or guide mark. A *linea* is a part of L., Atmospheric, these lines of Fraunhofer's spectrum due to absorption of light-rays

by the atmosphere. L., **Atrope**, a name given by Helmholtz to the perpendicular to the plane of the axes of rotation of the eye. L., **Colored** (*of the enamel*), one of the concentric striae of enamel prisms. They may indicate the laminar formation of the enamel. L.-writing. See *Ataxiagram*.

TABLE OF LINES OR LINEÆ.

NAME.	DERIVATION, SIGNIFICATION, ETC.	DESCRIPTION.
A	See <i>Linea</i> .	
Acromioclavicular	Physiology.	Czermak's term for that portion of the visual line in which lie objects that are seen with distinctness, and with a given state of degree of accommodation.
A	Anatomy.	1. A tendinous raphe extending in the median line of the abdomen from the pubes to the ensiform cartilage. It is formed by the blending of the aponeuroses of the oblique and transversalis muscles. 2. <i>Hunter's line</i> , the anterior peduncles of the pineal gland.
A	Distention of the abdomen from pregnancy, ascites, or tumors.	Glistening white lines in either iliac region of the abdomen.
A	Cranometry.	A line joining the basion and the alveolar point.
A	Cranometry.	A line joining the nasal and the alveolar point.
A	Anatomy.	1. A rough longitudinal ridge on the posterior surface of the middle third of the femur, dividing below into two and above into three ridges. 2. A ripa; especially the line of rupture of the pia and endyma on the dorsal surface of the thalamus, corresponding with the margin of the fornix and the choroid sulcus of Schwalbe.
Atmospheric	In spectroscopy.	That portion of Fraunhofer's lines produced by the absorption of light-rays by atmospheric air.
Atrope	Optics.	The line normal to the plane of the axes of rotation of the eye.
Auricle	Distention of the abdomen.	See <i>L. albicantes</i> .
Auricle (symmetric)	Cranometry.	A line passing from the auricular point to the bregma, and dividing the pre-auricular from the post-auricular part of the cranium.
Axillary (axilla) and (axilla)	In physical diagnosis.	Vertical lines extending downward from the axilla on the side of the trunk.
Basilar	See <i>L. basilar</i> and <i>Outer</i> .	
Basilar	Brain-surgery.	A line running backward from the infra-orbital ridge through the middle of the external auditory meatus, and prolonged to the middle line of the head posteriorly.
Basilar (basilar)	Cranometry.	See <i>L. Alveolo-basilar</i> .
Bregma	Cranometry.	The line joining the basion and the bregma.
Conjugate (conjugate)	Obstetrics.	The external conjugate diameter of the pelvis.
Conjugate (conjugate)	Cranometry.	The line separating the anterior from the posterior portion of the skull. It extends from one auditory foramen over the vertex to the other.
P	Blue line (lead-poisoning).	A blue-black line at the dental margin of the gums.
P	Dermatology.	See <i>L. Test</i> .
P	See <i>L. test</i> .	In various diseases.
Conjugate (conjugate)	Cranometry.	A line running from the external auditory meatus to a point just below the nasal spine.
C	Cranometry.	The line that runs across the palm of the hand from the radial side to the base of the index finger.
C	Cranometry.	Any line joining certain points on the surface of the skull.
C	Anatomy.	See <i>L. media mesolabii</i> .
C	Green line (lead-poisoning).	A green line at the margin of the gums, with a similar green stain extending for some distance on the teeth.
C	Concentric brown lines or striae crossing the enamel-prisms of the teeth.	Concentric brown lines or striae crossing the enamel-prisms of the teeth.

TABLE OF LINES OR LINEÆ.—*Continued.*

NAME.	DEPARTMENT, SIGNIFICANCE, ETC.	DESCRIPTION.
Contour.	Microscopic anatomy.	Lines in dentine more or less parallel with the pulp-cavity, probably due to the presence of interglobular spaces.
Corrigau's.	Chronic copper-poisoning.	A purple line at the junction of the teeth and gums.
Costo-articular.	In physical diagnosis.	A line drawn between the sterno-clavicular articulation and the point of the eleventh rib.
Costo-clavicular.	In physical diagnosis.	See <i>L., Parasternal.</i>
Cruciate (4 in number).	In anatomy.	Ridges upon the ental surface of the occipital bone that radiate from the internal occipital protuberance.
Crull's.	Craniometry.	See <i>L., Supraorbital.</i>
Curved, inferior (<i>of the ilium</i>).	In anatomy.	A line extending from the upper part of the anterior-inferior spinous process of the ilium, and terminating at the middle of the great sciatic notch.
Curved, inferior (<i>of the occipital bone</i>).	In anatomy.	A ridge extending transversely across the outer surface of the occipital bone at about one-third of the distance between its anterior border and the anterior border of the foramen magnum.
Curved, inferior (<i>of the parietal bone</i>).	In anatomy.	See <i>L., Temporal.</i>
Curved, middle (<i>of the ilium</i>).	In anatomy.	A line commencing about an inch or an inch and a half behind the anterior superior spine of the ilium and arching backward and downward to the upper margin of the great sciatic notch.
Curved, superior (<i>of the ilium</i>).	In anatomy.	A line commencing about two inches in front of the posterior extremity of the crest of the ilium and curving downward and forward toward the posterior part of the great sciatic notch.
Curved, superior (<i>of the occipital bone</i>).	In anatomy.	A semicircular line, passing outward and forward from the external occipital protuberance.
Curved, superior (<i>of the parietal bone</i>).	In anatomy.	A ridge upon the outer surface of the parietal bone, parallel to and slightly above the temporal line.
Of Daubenton.	Craniometry.	A line joining the opisthion and the projection of the lower border of the orbit.
Of demarcation.	In surgery.	A line of division between healthy and gangrenous tissues.
Of De Salle.	In abdominal and other wasting diseases.	See <i>L., Nasal.</i>
Dobie's.	Microscopic anatomy.	The thin, dark disc or membrane passing transversely through and bisecting the clear zone or stria in a striated muscle-fiber.
Doornick's horizontal line.	Craniometry.	A line drawn from the median incisors to the maximum occipital point.
Douglas's.	Topographic anatomy.	See <i>L., Semicircular.</i>
Eberth's.	Microscopic anatomy.	The lines of junction of the cardiac muscle cells.
Ectental.	Microscopic anatomy.	The line of junction of the ectoderm and endoderm.
Ellis's curved line.	In pleurisy.	The curved line followed by the upper border of a pleuritic effusion, or of a hydrothorax. It is somewhat like the letter S, the highest point being in the axilla, from which it descends toward the sternum.
Embryonic.	Embryology.	The primitive trace in the center of the germinal area of the ovum.
Eminens (<i>of the cricoid cartilage</i>).	Anatomy.	A mesal ridge of the dorsal half of the cricoid cartilage.
Eminens (<i>of the patella</i>).	Anatomy.	A ridge on the posterior surface of the patella, dividing that surface into two unequal parts, the outer of which is the larger.
Eminens (<i>of the posterior pyramid, also of Reil</i>).	In anatomy.	A ridge descending posteriorly from the summit of the pyramis cerebelli.
Eminens transversa (<i>of the hyoid bone</i>).	Anatomy.	The horizontal ridge crossing the ventral surface of the body of the hyoid bone.
Eminentes.	Anatomy.	The ridges upon the costal surface of the scapula, in the sub-scapular fossa.
Facial.	Craniometry.	1. A straight line tangential to the glabella and some point at the lower portion of the face. 2. See <i>L., Camper's.</i>

TABLE OF LINES OR LINEÆ.—*Continued.*

NAME.	DEPARTMENT, SIGNIFICANCE, ETC.	DESCRIPTION.
Incremental (<i>Saller's</i>).	Microscopic anatomy.	A curved line in dentine, supposed to indicate the laminar structure, and to correspond to the successive laminae or strata of dentine.
Inner (<i>of Baillarger</i>).	Anatomy.	A thin, whitish line parallel to the surface, seen with the naked eye, in a section of the gray matter of the cerebrum. It is the fifth line from without inward.
Innominate.	Obstetrics.	See <i>L., Ilio-pectineal.</i>
Interauricular.	Craniometry.	A line joining the two auricular points.
Intercellular.	Microscopic anatomy.	The narrow intervals between contiguous cells of epithelium or endothelium. They are filled by the cell-cement.
Intercondylar.	Anatomy.	A transverse ridge joining the condyles of the femur above the intercondyloid fossa.
Intercondylean.	Anatomy.	See <i>L., Intercondylar.</i>
Interjugal.	Craniometry.	A line joining the jugal points.
Intermalar.	Craniometry.	A line joining the malar points.
Intermediate.	Microscopic anatomy.	See <i>L., Dobie's.</i>
Intermediate (<i>of the ilium</i>).	Anatomy.	The ridge upon the crest of the ilium between its inner and outer lip.
Intertrochanteric, anterior (<i>of the femur</i>).	Anatomy.	A line upon the anterior surface of the femur, separating the neck and shaft, extending between the tubercle and a point close to and in front of the lesser trochanter.
Intertrochanteric, posterior (<i>of the femur</i>).	Anatomy.	A ridge on the posterior surface of the femur, extending between the greater and lesser trochanters.
Interuberul.	Anatomy.	A line joining the inner borders of the ischial tuberosities, immediately below the small sciatic notch.
Jadelot's.	Various diseased conditions.	See <i>L., Genal, Labial, Nasal, and Oculozygomatic.</i>
Of Kilian.	Anatomy.	See <i>L. prominens.</i>
Kirchoff's.	In spectroscopy.	See <i>L., Fraunhofer's.</i>
Labial (<i>of Jadelot</i>).	Supposed to indicate pulmonary disease.	A line on an infant's face running downward and backward from the angle of the mouth.
Lateral.	Comparative anatomy.	In fishes, the line of openings of ducts on either side of the body.
Of life.	In palmistry.	A line starting near the wrist, skirting the base of the thumb, and terminating between the thumb and the line of the head.
Ligar's.	In anatomy; the upper point of trisection of the first indicates the emergence of the gluteal artery; the middle of the second, the spot where the sciatic artery leaves the pelvis.	Two lines, one joining the posterior iliac spine at a point midway between the tuber ischii and the great trochanter; the other from the posterior iliac spine to the inner point of trisection of a line between the tuber ischii and the trochanter.
Mammillary.	Physical diagnosis.	A vertical line passing through the center of the nipple.
Media mesolobii.	Anatomy.	The raphé of the callosum.
Media scroti.	Anatomy.	The raphé of the scrotum.
Median.	Anatomy.	A line joining any two points at the periphery of the meson or median plane of the body.
Mylo-hyoidean.	Anatomy.	See <i>L., Oblique, Internal of the inferior maxilla.</i>
Nasal (<i>of Jadelot</i>). Also called <i>De Salle's line</i> .	Supposed to indicate abdominal disease and other wasting diseases.	A line on a child's face, starting at the upper margin of the ala nasi, and, encircling the angle of the mouth, extending downward to the outer edge of the orbicularis muscle.
Naso-alveolar.	Craniometry.	See <i>L., Alveolo-nasal.</i>
Naso-basilar.	Craniometry.	The line drawn through the basion and the nasal point.
Naso-lambdaoid (<i>of Poirier</i>).	Craniometry.	A line drawn from the naso-frontal groove to a point one centimeter above the lambda. It is of value in determining the position of the fissure of Rolando.
Naso-subnasal.	Craniometry.	The line running from the subnasal spine to the naso-frontal suture.
Nélaton's.	In surgery; in dislocation of the femur backward the trochanter is always found above this line.	A line drawn from the anterior superior spine of the ilium to the most prominent part of the tuberosity of the ischium.

TABLE OF LINES OR LINEÆ.—Continued.

NAME.	AUTHORITY.	DESCRIPTION.
N 100		The optic axis of a crystal.
N 101		The coloration of the linea alba in pregnancy.
N 102		The inner or curved line of the occiput.
N 103		The external occipital protuberance.
N 104		The superior curved line of the occiput.
O 105		A prominent ridge on the internal surface of the shaft of the tibia, commencing above at the inner side of the head, and terminating in the interosseous ridge at the lower fourth of the bone.
O 106		A prominent ridge running from the lower part of the bicapital tuberosity downward and outward, to form the anterior border of the bone.
O 107		A line extending downward and outward from the tubercle of the thyroid cartilage.
O 108		A rough ridge that crosses the posterior surface of the tibia obliquely downward from the back part of the articular facet for the fibula to the internal border.
O 109		A prominent ridge on the external surface of the inferior maxilla just below the mental foramen, from which it runs outward, upward, and backward to the anterior margin of the ramus.
O 110		A ridge on the internal surface of the lower jaw, commencing at the posterior portion of the sublingual fossa, continuing upward and outward so as to pass just below the last two molar teeth.
O 111		A line on a child's face running from the inner angle of the eye, downward and outward, to the malar bone.
O 112		The line for the tendon of the adductor magnus, running from the tubercle of the femur to the intercondyloid notch.
O 113		A thin, whitish line parallel to the surface, seen with the naked eye in a section of the gray matter of the cerebrum. It is the third line from without inward.
O 114		See <i>L., Contour</i> .
O 115		A dark line in the electric plate of <i>Gymnotus</i> , separating the plate into two parts.
O 116		In <i>molluscs</i> , the lines left in the dead shell by the muscular margin of the mantle.
O 117		A line midway between the two nipples.
O 118		The axis of the parturient canal.
O 119		That portion of the ilio-pectineal line which is formed by the pubic bone.
O 120		See <i>L., Oblique (of the tibia)</i> .
O 121		The primitive streak of the embryo.
O 122		
O 123		
O 124		
O 125		
O 126		
O 127		
O 128		
O 129		
O 130		
O 131		
O 132		
O 133		
O 134		
O 135		
O 136		
O 137		
O 138		
O 139		
O 140		
O 141		
O 142		
O 143		
O 144		
O 145		
O 146		
O 147		
O 148		
O 149		
O 150		
O 151		
O 152		
O 153		
O 154		
O 155		
O 156		
O 157		
O 158		
O 159		
O 160		
O 161		
O 162		
O 163		
O 164		
O 165		
O 166		
O 167		
O 168		
O 169		
O 170		
O 171		
O 172		
O 173		
O 174		
O 175		
O 176		
O 177		
O 178		
O 179		
O 180		
O 181		
O 182		
O 183		
O 184		
O 185		
O 186		
O 187		
O 188		
O 189		
O 190		
O 191		
O 192		
O 193		
O 194		
O 195		
O 196		
O 197		
O 198		
O 199		
O 200		
P 1		
P 2		
P 3		
P 4		
P 5		
P 6		
P 7		
P 8		
P 9		
P 10		
P 11		
P 12		
P 13		
P 14		
P 15		
P 16		
P 17		
P 18		
P 19		
P 20		
P 21		
P 22		
P 23		
P 24		
P 25		
P 26		
P 27		
P 28		
P 29		
P 30		
P 31		
P 32		
P 33		
P 34		
P 35		
P 36		
P 37		
P 38		
P 39		
P 40		
P 41		
P 42		
P 43		
P 44		
P 45		
P 46		
P 47		
P 48		
P 49		
P 50		
P 51		
P 52		
P 53		
P 54		
P 55		
P 56		
P 57		
P 58		
P 59		
P 60		
P 61		
P 62		
P 63		
P 64		
P 65		
P 66		
P 67		
P 68		
P 69		
P 70		
P 71		
P 72		
P 73		
P 74		
P 75		
P 76		
P 77		
P 78		
P 79		
P 80		
P 81		
P 82		
P 83		
P 84		
P 85		
P 86		
P 87		
P 88		
P 89		
P 90		
P 91		
P 92		
P 93		
P 94		
P 95		
P 96		
P 97		
P 98		
P 99		
P 100		
P 101		
P 102		
P 103		
P 104		
P 105		
P 106		
P 107		
P 108		
P 109		
P 110		
P 111		
P 112		
P 113		
P 114		
P 115		
P 116		
P 117		
P 118		
P 119		
P 120		
P 121		
P 122		
P 123		
P 124		
P 125		
P 126		
P 127		
P 128		
P 129		
P 130		
P 131		
P 132		
P 133		
P 134		
P 135		
P 136		
P 137		
P 138		
P 139		
P 140		
P 141		
P 142		
P 143		
P 144		
P 145		
P 146		
P 147		
P 148		
P 149		
P 150		
P 151		
P 152		
P 153		
P 154		
P 155		
P 156		
P 157		
P 158		
P 159		
P 160		
P 161		
P 162		
P 163		
P 164		
P 165		
P 166		
P 167		
P 168		
P 169		
P 170		
P 171		
P 172		
P 173		
P 174		
P 175		
P 176		
P 177		
P 178		
P 179		
P 180		
P 181		
P 182		
P 183		
P 184		
P 185		
P 186		
P 187		
P 188		
P 189		
P 190		
P 191		
P 192		
P 193		
P 194		
P 195		
P 196		
P 197		
P 198		
P 199		
P 200		
P 201		
P 202		
P 203		
P 204		
P 205		
P 206		
P 207		
P 208		
P 209		
P 210		
P 211		
P 212		
P 213		
P 214		
P 215		
P 216		
P 217		
P 218		
P 219		
P 220		
P 221		
P 222		
P 223		
P 224		
P 225		
P 226		
P 227		
P 228		
P 229		
P 230		
P 231		
P 232		
P 233		
P 234		
P 235		
P 236		
P 237		
P 238		
P 239		
P 240		
P 241		
P 242		
P 243		
P 244		
P 245		
P 246		
P 247		
P 248		
P 249		
P 250		
P 251		
P 252		
P 253		
P 254		
P 255		
P 256		
P 257		
P 258		
P 259		
P 260		
P 261		
P 262		
P 263		
P 264		
P 265		
P 266		
P 267		
P 268		
P 269		
P 270		
P 271		
P 272		
P 273		
P 274		
P 275		
P 276		
P 277		
P 278		
P 279		
P 280		
P 281		
P 282		
P 283		
P 284		
P 285		
P 286		
P 287		
P 288		
P 289		
P 290		
P 291		
P 292		
P 293		
P 294		
P 295		
P 296		
P 297		
P 298		
P 299		
P 300		
P 301		
P 302		
P 303		
P 304		
P 305		
P 306		
P 307		
P 308		
P 309		
P 310		
P 311		
P 312		
P 313		
P 314		
P 315		
P 316		
P 317		
P 318		
P 319		
P 320		
P 321		
P 322		
P 323		
P 324		
P 325		
P 326		
P 327		
P 328		
P 329		
P 330		
P 331		
P 332		
P 333		
P 334		
P 335		

TABLE OF LINES OR LINEÆ.—*Continued.*

NAME.	DEPARTMENT, SIGNIFICANCE, ETC.	DESCRIPTION.
Scapular.	Physical diagnosis.	A vertical line downward from the lower angle of the scapula.
Schreger's.	Microscopic anatomy.	Lines in dentine, having a general parallelism to the pulp-cavity. They are caused by a row of the primary or great curvatures of the dentinal tubules.
Semicircular (<i>Douglas's</i>).	Topographic anatomy.	The curved lower edge of the internal layer of the aponeurosis of the internal oblique muscle of the abdomen, where it ceases to cover the posterior surface of the rectus abdominis.
Semilunar (<i>of Spigelius</i>).	Topographic anatomy.	A curved tendinous condensation of the aponeurosis of the external oblique muscle of the abdomen, running along the outer border of the rectus abdominis.
Of sight.	In optics.	An imaginary line drawn from the object viewed to the center of the pupil.
Sinuuous, inferior (<i>of the anus</i>).	Anatomy.	The convoluted line at the junction of the mucosa of the rectum with the integument at the anus.
Solea.	Anatomy.	Oblique line of the tibia at the attachment of the soleus muscle.
Spigel's.	Topographic anatomy.	See <i>L., Semilunar.</i>
Of Spigelius.	Topographic anatomy.	See <i>L., Semilunar.</i>
Splendens (<i>of Haller</i>).	Anatomy.	A longitudinal fibrous band extending along the middle line of the anterior surface of the spinal pia.
Sternal.	Physical diagnosis.	The median line of the sternum.
Sterno-mastoid.	In surgery.	A line drawn from a point between the two heads of the sterno-mastoid muscle to the mastoid process.
Supracondylar, external (<i>of the femur</i>).	Anatomy.	The external, inferior continuation of the linea aspera of the femur.
Supracondylar, internal (<i>of the femur</i>).	Anatomy.	The inner of the two ridges into which the linea aspera of the femur divides.
Supra-orbital.	In craniometry.	A line extending horizontally across the forehead immediately above the root of the external angular process of the frontal bone.
Temporal.	Anatomy.	A curved line on the outer surface of the parietal bone, just below the parietal eminence, forming in part the upper boundary of the temporal fossa.
Test (<i>Bryant's</i>).	Surgery.	A line for detecting fracture or shortening of the neck of the femur. If two lines are drawn to meet at right angles, one of them backward from the anterior superior spinous process of the ilium, and the other upward from the top of the trochanter major; the latter is the test-line. Its length is to be compared with the same line on the uninjured side.
Thompson's.	Frequently noticeable in pulmonary tuberculosis.	A red line of vascular tissue along the margin of the gums.
Topinard's profile.	Craniometry.	A line joining the intersuperciliary point and the most prominent point of the chin.
Transverse (<i>of the abdomen</i>).	Anatomy.	The tendinous intersections in the course of the rectus abdominis muscle.
Transverse (<i>of the fourth ventricle</i>).	Anatomy.	The striæ acusticæ of the fourth ventricle.
Transverse (<i>of sacrum</i>).	Anatomy.	Ridges formed by the lines of union of the four sacral vertebrae.
Trapezoid.	Anatomy.	The line of attachment of the trapezoid ligament on the inferior surface of the outer portion of the clavicle.
Of Vicq d' Azyr.	Anatomy.	See <i>L., Outer (of Baillarger)</i> .
Virchow's.	Craniometry.	The line extending from the root of the nose to the lambda.
Visual.	Optics.	An imaginary line, drawn from a point looked at, through the nodal point of the eye, to the macula lutea.
Vogt's alveolar line.	Craniometry.	A line extending from the maximum occipital point to the superior alveolar point.
<i>L., Zöllner's.</i>	In optics (<i>for test-purposes</i>).	Draw three parallel horizontal lines one centimeter apart, and through the upper and lower ones draw short, oblique, parallel lines in the direction from above and the left to below and the right; through the middle line draw similar oblique lines, but in the opposite direction; then the three horizontal lines no longer appear to be parallel; they are actually so, but some appear to converge and others to diverge.

Linea (*lin-ā*) [*lin*, a line]. A line. See *Linea*.

Lineage (*lin-āj*) [*lin*, a line]. The line of descent from an ancestor, ancestry.

Lineal (*lin-ēl*) [*lin*, a line]. Pertaining to lineage. See *Lineal*.

Lineament (*lin-ē-mēt*) [*lin*, a line; *ment*, a part]. A part of the face, or of any of its features. Also, the name of a quality.

Linear (*lin-ē-er*) [*lin*, a line]. Resembling or pertaining to a line. Applied to a system of lines that is straight, or to a line of a geometric figure, and that has a constant width. **L. Cranioectomy**. See *Cranioectomy*.

L. Extraction. See *Extraction*. **L. Fracture** of the radius and ulna and of the tibia with little or no displacement of the fragments.

Lineate (*lin-ē-āt*) [*lin*, a line]. Marked with lines.

Lineal (*lin-ē-āl*) [*lin*, a line]. See *Lineal*.

Lineola (*lin-ē-ō-lā*) [*lin*, a small line; *ola*, *Lin-ō-lā*]. A small line. See *Lineola*.

Lineolate (*lin-ē-ō-lāt*) [*lin*, a little line]. In biology, having small lines.

Lineolet (*lin-ē-ō-lēt*) [*lin*, a small line]. In biology, a line.

Long's System. A method of treatment of disease by gymnastic and rhythmic movements of the body, originated by a Swedish physician; kinesitherapy. See *Long's System*.

Langam (*lāng-ām*). See *Planta*.

Langism (*lāng-izm*). See *Lang's System*.

Lingua (*līng-wā*) [*lin*, a line and *gwa*, *Lin-gwā*]. The tongue. **L. frenata**, tongue tie. **L. geographica**, leopard tongue. **L. Posterior**, the epiglottis. **L. propendula**, an obsolete synonym of *M. genioglossus*.

Lingual (*līng-wāl*) [*lin*, a tongue]. Shaped like the tongue. Pertaining to the tongue. **L. Artery**. See *Artery*. **L. Bone**. See *Hyoid Bone*. **L. Muscle**. See *Muscle*. **L. Nerve**. See *Nerve*.

Linguals (*līng-wā-lz*). See *Muscle*, *Table of*.

Linguetta (*līng-wēt-ā-tā*) [*lin*, dim. of *lingua*, a tongue]. A small tongue. **L. laminosa**. See *Lingula*.

Linguiform (*līng-wē-ō-rm*) [*lingua*, tongue; *forma*, a form]. Shaped like a tongue.

Lingula (*līng-wē-lā*) [*lin*, dim. of *lingua*, a tongue]. A transversely lamellose lobule between the valve of Aicardi and the central lobule of the cerebellum. It is also called the *linguella laminosa*. Also, a flattened part of the petrous process of the middle bone. It is also called the *hizula* and the *lingula acustica*. Also, the line of demarcation between the general, pal surface of the myel and the spinal, and the endymal, metacelian surface. **L. manubularis**, the prominent, thin scale of bone projecting from the large bramen of the lower jaw at the attachment of the spleno-mandibular muscle. **L. of Wrisberg**, the connecting process of the auditory roots of the trifacial nerve.

Lingulate (*līng-wē-lāt*) [*lin*, a dim. of *lingua*, a tongue]. Tongue-shaped.

Linguit. Mixture. See *Linguit*.

Liniment (*līn-ē-mēt*). See *Linimentum*.

Linimentum (*līn-ē-mēt-um*) [*lin*, to smear; *pl*, a part]. A thin, liquid ointment consisting of a solution of a medicinal substance in a volatile oil. Others are **L. Cantharidum**, **L. exsiccans**, **L. St. John Long's**, a powerful irritant, and **L. Sarsaparilla**, an astringent.

acid, and yolk of egg. **L., Stokes'**, a stimulating liniment containing oil of turpentine 100, acetic acid 15, rose-water 80, linseed oil 4, and the yolk of one egg. **L., Swediaur's**, a salve for application to carcinomatous ulcers, containing arsenious acid and olive oil.

Linin (*līn-ē-nin*) [*linum*, flax]. 1. A strongly purgative principle obtainable from *Linum catharticum*, or purging flax. Unof. 2. In biology, minute threads extending between the individual microsomata (*ids*) in a cell nucleus. (O. von Rath.) The achromatin of the nuclear network; *parachromatin*, less correctly called *nucleo-hyaloplasm*.

Linitis (*līn-ē-tis*) [*lin*, web; *itis*, inflammation]. An inflammation of the network of filamentous areolar tissue surrounding the vessels of the stomach. **L., Plastic**, a term for fibrinous infiltration of the pylorus. **L., Suppurative**, suppurative or phlegmonous gastritis.

Link (*līnk*) [M.E., *lonke*, a link]. A loop of a chain.

Linoleic Acid (*līn-ō-lē-īk*). See *Acid*.

Linolein (*līn-ō-lē-īn*) [*linum*, flax; *oleum*, oil]. The neutral fat contained in linseed oil, to which the drying property of the oil is due. It is, chemically, a linoleate of glycerin.

Linseed (*līn-ē-sēd*). See *Linum*. **L. Oil**, *Oleum lini*, is expressed from the seeds of the *Linum usitatissimum*, or flax-plant. By cold pressure is obtained a pale, tasteless oil, which is used in Russia and Poland in cooking, as a substitute for lard or butter. By warm pressure an amber-colored or dark-yellow oil is obtained. Linseed oil is, when fresh, somewhat viscid, but as a drying-oil it gradually absorbs oxygen, and becomes thick and eventually dry and hard. It is used in the preparation of paints, varnishes, printers' ink, and oil-cloth. **L. Poultice**, a poultice made of linseed meal.

Lint [*linum*, flax]. A loosely woven or partly felted mass of broken linen-fibers, made by scraping and "picking" old linen cloth. It is used as a dressing for wounds and raw surfaces. See *Charpie*. **L., Common**, lint that is twilled on one side and "woolly" on the other. In the spreading of an ointment the twilled side is used.

Lin-teum (*līn-ē-te-um*) [L.]. Lint. **L., Patent**, English charpie; lint that is scraped on both sides, a soft finish being thus given to the two surfaces. **L., Picked**, charpie.

Linum (*līn-ē-nim*) [*lin*, gen., *Lini*]. Flaxseed. Linseed. The seeds of *L. usitatissimum*, the common flax-plant, containing 30-40 per cent. of fixed (linseed) oil in the embryo of the seed, and 15 per cent. of mucilage in the epithelium. It is a demulcent, emollient, and expectorant, useful in all inflammations of mucous membranes. **L., Cataplasma** (B. P.), made from linseed meal. **L. catharticum** is an active purgative and vermifuge. **L., Farina** (B. P.), flaxseed meal used as a poultice. **L., Ol.**, the fixed oil of flaxseed expressed cold; a glycerid of linoleic acid. Dose $\frac{3}{ss}$ -ij. **L., Infus.**, unof., "flaxseed tea," flaxseed \mathfrak{z} ij, licorice root \mathfrak{z} j, water \mathfrak{z} x, infused four hours. Dose indefinite. **L., Semen**, linseed or flaxseed. **Carron Oil**, linseed oil emulsified in lime-water. The genus *Linum* contains several other species.

Liodermia (*lī-ō-d-ē-mē-ō-ā*) [*līōs*, smooth; *dēppa*, skin]. A condition of smoothness and glossiness of the skin. **L. essentialis cum melanosi et telangiectasia**. Synonym of *Xeroderma pigmentosum*.

Liomyoma (*lī-ō-mī-ō-mā*) [*līōs*, smooth; *mōma*, a muscle tumor]. A tumor composed of unstripped muscular tissue; its most common seat is the uterus, where, on account of the admixture of fibrous tissue, it is known as uterine fibroid.

Liotrichous (*li-ot'-rik-us*). See *Leiotrichous*.

Lip [*ME.*, *lip*, *lip*]. Either of the fleshy folds surrounding the orifice of the mouth; or one of the labia majora. See *Labium*. **L.-protector**, a shield for protecting the lip during a dental operation. **L.-reading, German System of**, a method of teaching deaf-mutes to speak by imitating the movements of the lips and tongue, while modulation is secured by feeling the vibrations of the teacher's larynx, the pupil in this way attempting to control the natural harshness of the laryngeal sounds. **L.-salve**, a cosmetic ointment for the lips.

Lipa (*li'-pah*) [*L.*]. Fat.

Lipacidemia (*lip-as-id-e'-me-ah*) [*λίπος*, fat; *acidus*, sour; *aiua*, blood]. The presence of fatty acids in the blood, with diminution of its alkalinity.

Lipaciduria (*lip-as-id-u'-re-ah*) [*λίπος*, fat; *acidus*, acid; *oûron*, urine]. The presence of fatty acids in the urine.

Lipæmia (*lip-e'-me-ah*). See *Lipemia*.

Liparin (*lip'-ar-in*) [*λίπος*, fat]. A substitute for cod-liver-oil, consisting of pure olive-oil and six per cent. of oleic acid. It speedily emulsifies in weak solutions of soda, has an agreeable taste, and is readily taken. The dose is from 2 to 6 tablespoonfuls daily.

Lipara (*lip'-ar-ah*) [*λιπαρός*, fatty]. An emollient plaster.

Liparia (*lip-a'-re-ah*) [*λιπαρία*, fatness]. Fatness; obesity.

Liparocele (*lip'-ar-o-sel*) [*λιπαρός*, fat; *κίστη*, a tumor]. A fatty tumor or cyst; a hernia containing fatty tissue.

Liparoid (*lip'-ar-oid*) [*λιπαρός*, fatty; *ειδος*, like]. Resembling fat.

Liparomphalos (*lip-ar-om'-fal-os*) [*λιπαρός*, fat; *ὄμφαλος*, the navel]. A fatty tumor situated at the navel, or involving the umbilical cord.

Liparoscirrhus (*lip-ar-o-skir'-us*) [*λιπαρός*, fat; *σκίρρως*, a carcinomatous growth]. A fatty, scirrhous tumor.

Liparotrichia (*lip-ar-o-trik'-e-ah*) [*λιπαρός*, fat; *θρίξ*, hair]. Abnormal greasiness of the hair.

Liparous (*lip'-ar-us*) [*λιπαρός*, fat]. Fat; obese.

Lipemia (*li-pe-ma'-ne-ah*). See *Lypemia*.

Lipemia (*lip-e'-me-ah*) [*λίπος*, fat; *aiua*, blood]. The presence of an emulsion of fine oil-globules in the blood, a condition sometimes noted in diabetes. **L., Intra-ocular**, a condition characterized by marked distention of the retinal vessels, and a salmon-colored fundus. **L. retinalis**. Same as *L., Intra-ocular*.

Lipocele (*lip'-o-sel*). Synonym of *Liparocele*, *q. v.*

Lipochrin (*lip'-o-krin*) [*λίπος*, fat; *ωχρός*, sallow]. A yellow pigment obtained from the fat-globules in the retinal epithelium. It is soluble in chloroform, ether, and benzol. It is probably closely allied to the yellow coloring-matter of many other animal fats. It is slowly bleached by sunlight.

Lipochrome (*lip'-o-krom*) [*λίπος*, fat; *χρώμα*, color]. Any one of the very numerous fatty pigments of the animal economy, such as the chromophanes and lutein. They are fatty pigments characterized by exhibiting absorption-bands, which, though varying somewhat in position according to the solvent employed, are usually situated toward the violet end of the spectrum. Under this class of pigments are included the *luteins*. These fatty pigments are found in the blood and viscera of many invertebrates.

Lipodermatous (*lip-o-der'-mat-us*) [*λείπειν*, to leave; *δέρμα*, skin]. Affected with lipoderma.

Lipodermia (*li-po-der'-me-ah*). See *Leipodermia*.

Lipofibroma (*lip-o-fi-bro'-mah*) [*λίπος*, fat; *fibroma*, a fibrous tumor]. A lipoma with fibrous elements.

Lipogastrosis (*lip-o-gas-tro'-sis*) [*λείπειν*, to leave; to be lacking; *γαστήρ*, stomach]. In biology, absence of a proper enteric cavity, or stomach.

Lipogenesis (*lip-o-jen'-es-ís*) [*λίπος*, fat; *γένεσις*, birth]. The formation or deposit of fat.

Lipogenous (*lip-oj'-en-us*) [*λίπος*, fat; *γενῶν*, to beget]. Fat-producing.

Lipoid (*lip'-oid*) [*λίπος*, fat; *ειδος*, like]. Resembling fat or oil.

Lipoma (*lip-o'-mah*) [*λίπος*, fat; *ωμα*, a tumor; *pl., Lipomata*]. A fatty tumor. **L. arborescens tuberculolum**, tuberculous disease of a joint, in which the whole inner surface of the synovial membrane is covered with sessile or pedunculated papillomatous growths, small and rather uniform in size. If these become detached they constitute the so-called rice-bodies. **L. colloides**, myxo-lipoma. **L., Cystic**, one containing cysts. **L., Fibrous**. See *Lipofibroma*. **L., Myxo-**, a lipoma containing myxomatous tissue. **L., Pendulous, Lipoma pendulum**. **L. pendulum**, a lipoma having a pedicle. **L., Telangiectatic**, one containing many dilated blood-vessels.

Lipomatoid (*lip-o'-mat-oid*). See *Lipomatous*.

Lipomatosis (*lip-o-mat'-o-sis*) [*λιπωμα*, a fatty tumor]. A general deposition of fat; obesity.

Lipomatous (*lip-o'-mat-us*) [*λιπωμα*, a fatty tumor]. Of the nature of a lipoma; fatty.

Lipomeria (*lip-o-me'-re-ah*) [*λείπειν*, to leave; *μῖρος*, a part]. A monstrosity having one limb absent.

Lipomyxoma (*lip-o-miks-o'-mah*) [*λίπος*, fat; *μύξωμα*, a myxomatous tumor; *pl., Lipomyxomata*]. A myxoma with fatty elements.

Liposarcous (*lip-o-sar'-kus*) [*λείπειν*, to leave; *σάρξ*, flesh]. Lean; emaciated.

Liposis (*lip'-o-sis*). See *Lipomatosis*.

Lipospongosis (*lip-o-spon-g'o'-sis*) [*λίπος*, fatty; *σπόγγος*, sponge]. The formation of a fatty or sponge-like outgrowth.

Lipostomatous (*lip-o-sto'-mat-us*) [*λείπειν*, to leave; *στόμα*, mouth]. Absence of a mouth.

Lipostomosis (*lip-o-sto-mo'-sis*) [*λείπειν*, to leave; to be lacking; *στόμα*, mouth]. In biology, absence of the oral aperture.

Lipostomy (*lip-os'-to-me*) [*λείπειν*, to leave; *στόμα*, mouth]. Atrophy of the mouth.

Lipothymia (*lip-o-thi'-me-ah*). See *Leipothymia*.

Lipotype (*lip'-o-tip*) [*λείπειν*, to leave, to be lacking; *τύπος*, impression, type]. In biology, a type of organism, the absence of which is characteristic of a particular district or region; thus the *Boride* and *Viceride* are lipotypes of the neotropic region.

Lipoxenous (*lip-oks'-en-us*) [*λείπειν*, to leave; *ξένος*, host]. In biology, applied to a parasite that leaves its host and completes its existence independently.

Lippa (*lip'-ah*). *Lippitudo*, *q. v.*

Lippia (*lip'-e-ah*) [after Augustus *Lippi*, a French physician]. A genus of verbenaceous plants. The leaves of *L. mexicana*, growing in Mexico and the U. S., are demulcent and expectorant, and do not nauseate. Dose of the tincture ζ ss-j. **L. dulcis** and **L. graveolens** have similar uses. Unof.

Lippich's Polarimeter. A polarimeter for the quantitative determination of sugar in the urine.

Lippiol (*lip'-e-ol*) [*lippia; oleum*, oil]. A medicinal camphor derivable from *Lippia mexicana*. Unof.

Lippitude (*lip'-e-tud*), **Lippitudo** (*lip-e-tu'-do*) [*lippus*, blear-eyed; a watery condition of the eyes]. A condition marked by a moist and raw margin of the eyelids, with a discharge of purulent matter. **L. angularis**, a chronic inflammation of the lids at the external canthus. **L. neonatorum**, ophthalmia neonatorum.

Lipsis (*lip'-is*) [*λείψω*, a leaving]. Cessation; ending.

L. animi, fainting.

Lipuria (*lip-u'-re-ah*) [*λίπος*, fat; *οûρον*, urine]. The presence of fat in the urine.

consisting of a gauze charged with a solution of corrosive sublimate in the serum of horses' blood. This was found difficult to manufacture and was harsh and non-absorbent. The **Fourth Method** consisted in a combination of chlorid of ammonium and bichlorid of mercury, called **Sal-alembroth**. This was likewise objectionable because of its ready solubility in the blood-serum. **Fifth Method**, a gauze containing three or four per cent. by weight of the biniodid of mercury. This proved irritating to the skin. A **Sixth Method** consists in the employment of gauze impregnated with a solution of a double cyanid of zinc and mercury colored with rosanilin. This is said to be non-volatile, unirritating, insoluble in water, and only soluble in 3000 parts of blood-serum. It possesses but little germicidal power, while but 1:1200 keeps animal fluids free from putrefaction. **Seventh Method**; lately Lister has returned to the use of carbolic acid, preferring it to corrosive sublimate: (1) because it is a more powerful antiseptic; (2) because it has greater penetrating power. He combines it with the use of the double cyanid gauze, preparing the latter with a 1 to 20 solution of carbolic acid.

Listerine (*lis'ter-in*) [after *Lister*, an English physician]. A proprietary preparation said to contain thyme, eucalyptus, baptisia, gaultheria, and mentha arvensis, with two grains of benzo-boric acid in each dram.

Listerism (*lis'ter-izm*) [after *Lister*, an English physician]. A general name for the antiseptic and aseptic treatment of wounds according to the principles first enunciated by Lister. See *Listerian Methods*.

Listing's Law. See *Luv*. **L's Reduced Eye**, in optics, a schematic simplified eye in which there is a mean nodal or principal point lying between the two nodal or principal points, the distance between these two points being so small (only 0.4 mm.) that they may practically be assumed to be one. By this arrangement there is gained but one refractive surface for all the media of the eye. See *Eye*.

Liter (*le'ter*) [*litra*, a pound]. The unit of capacity in the metric system, equal to 0.88036 of an imperial quart, or 1.056 United States quarts; it is the volume of one kilogram of water at its maximum density.

Lithogogectasia (*lith-ag-o-jek-ta'-ze-ah*) [*λίθος*, stone; *αγωγός*, leading; *εκτασις*, a stretching out]. Lithectasy.

Lithagogue (*lith'-ag-og*) [*λίθος*, stone; *αγωγός*, leading]. Any agent or remedy, not mechanical, which tends to expel calculi from the bladder.

Litharge (*lith'-arj*). See *Lead and Pigments, Conspectus of*.

Lithate (*lith'-at*) [*λίθος*, stone]. Any salt of lithic (uric) acid; a urate.

Lithectasy (*lith-ek'-tas-e*) [*λίθος*, stone; *εκτασις*, a stretching out]. Dilatation of the urethra and neck of the bladder for the removal of calculi.

Lithectomy (*lith-ek'-to-me*) [*λίθος*, stone; *εκτομή*, a cutting out]. Same as *Lithotomy*.

Lithemia (*lith-el'-me-ah*) [*λίθος*, stone; *αἷμα*, blood]. Modified gout. A condition in which, owing to defective metabolism of the nitrogenous elements, the blood becomes charged with deleterious substances, principally, perhaps, of the uric acid group, although their exact chemie nature is not determined.

Lithemic (*lith-el'-mik*) [*λίθος*, stone; *αἷμα*, blood]. Pertaining to or suffering from lithemia.

Lithenate (*lith'-en-ät*). See *Lithate*.

Lithia (*lith'-e-ah*) [*λίθος*, a stone]. Li_2O . Oxid of lithium, an alkaline caustic. **L. Water**, mineral water containing lithium salts in solution. In the United States, are the *Buffalo Lithia Water*, water

from Buffalo Lithia Springs, Mecklenburg County, Va.; *Farmville Lithia Water*, from Farmville, Va.; *Londonderry Lithia Water*, from Londonderry N. H. The proportion of bicarbonate of lithia contained in the three waters mentioned is as follows: Londonderry, 8.620, Buffalo, 1.484-2.25, Farmville, 1.99.

Lithiasic Acid (*lith-e-as'-ik*). Uric acid, *q. v.*

Lithiasis (*lith-i'-as-is*) [*λίθος*, stone]. The formation of calculus, especially of urinary calculus, and of gouty concretions in general; also the general state of the body that favors such calculous formation. **L. conjunctivæ**, an affection of the eyes characterized by calcareous degeneration of the secretion at the mouths of the Meibomian ducts, commonly seen in elderly people, especially such as are rheumatic. On everting the lids the small, yellowish-white concretions, gritty to the touch, may be found.

Lithiate (*lith'-e-at*). See *Urate*.

Lithic (*lith'-ik*) [*λίθος*, stony]. 1. Pertaining to stone, or calculus. 2. Pertaining to lithium. **L. Acid**. See *Acid, Uric*.

Lithium (*lith'-e-um*) [*λίθος*, stone; *γεν.*, *Lithii*]. *Li*-7; quantivalence 1. One of the rarer alkaline metals, a few of the salts only being used in medicine. See *Elements, Table of*. Because of its low atomic weight, its high saturating-power makes its salts more highly alkaline than those of sodium and potassium. The carbonate and citrate are used largely in rheumatism and gout. **L. benzoas**, $\text{LiC}_6\text{H}_5\text{O}_2$. Dose gr. ij-x. See *Benzoic Acid*. **L. bromidum**, *LiBr*. See *Bromin*. **L. carbonas**, Li_2CO_3 , not deliquescent. Dose gr. ij-xx. **L.-carmin** solution. See *Stains, Table of*. **L. citras**, $\text{Li}_2\text{C}_6\text{H}_5\text{O}_7$, deliquescent. Dose gr. v-xxx. **L. guaiacum**, contains 3 parts of guaiacum and 1 of lithium. Dose gr. v. **L. hippuras**, used in gout. Dose gr. v-x. **L. oxidum**. See *Lithia*. **L. salicylas**, $2\text{LiC}_7\text{H}_5\text{O}_3 \cdot \text{H}_2\text{O}$. See *Salix*. **Liquor lithiæ effervescens** (B. P.), useful in gout. Dose $\text{f}\frac{3}{4}$ v-x.

Lithuria (*lith-e-ul'-re-ah*) [*λίθος*, stone; *ουρον*, urine]. Lithuria, *q. v.*

Lithobexis (*lith-o-beks'-is*) [*λίθος*, stone; *βήξις*, cough]. Cough with expectoration of calcareous particles.

Lithocenosis (*lith-o-sen-o'-sis*) [*λίθος*, stone; *κένωσις*, evacuation]. The extraction of the fragments of calculi that have been crushed or mechanically divided.

Lithoclast (*lith'-o-klast*). See *Lithotrite*.

Lithoclastic (*lith-o-klas'-tik*) [*λίθος*, stone; *κλάειν*, to break]. Relating to the surgical crushing of a calculus in the bladder.

Lithoclasty (*lith'-o-klas-te*). Lithotripsy, *q. v.*

Lithoclysmia (*lith-o-kliz'-me-ah*) [*λίθος*, stone; *κλύσσω*, clyster]. An injection of solvent liquids into the bladder for the removal of calculi.

Lithocyst (*lith'-o-sist*) [*λίθος*, stone; *κίστις*, bladder]. In biology: (a) One of the marginal bodies, in the form of little bags of crystals, found in the covered-eyed *Medusa*; rudimentary or incipient organs of vision; they are the exclusive seat of spontaneity, so far as the so-called "primary movements" are concerned. (b) One of the "crystal-cells" of plants.

Lithocystotomy (*lith-o-sis-tof'-o-mey*) [*λίθος*, stone; *κίστις*, bladder; *τομή*, a cut]. Lithotomy, *q. v.*

Lithocysturia (*lith-o-sis-tul'-ry-ah*) [*λίθος*, stone; *κίστις*, bladder; *ουρον*, urine]. Disease of the bladder caused by lithuria.

Lithodectasy (*lith-o-d-ek'-tas-e*). Lithectasy, *q. v.*

Lithodialysis (*lith-o-di-al'-is-is*) [*λίθος*, stone; *διαλύειν*, to dissolve]. 1. The solution of calculi in the bladder. 2. The surgical operation of breaking or crushing a vesical calculus, previous to its removal by mechanical or other means.

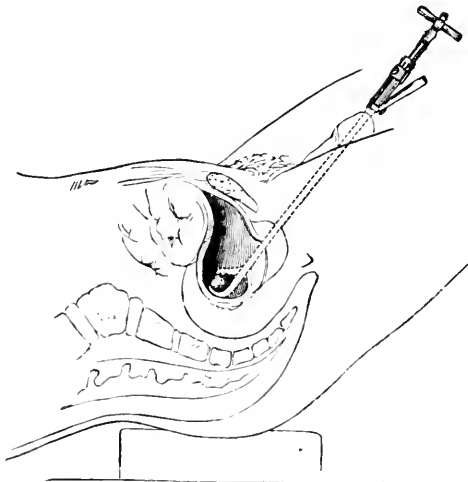
- Litho-analytic** [*lith'-an-aj-ik*] [*lith'-an-aj-ik*, *lith'-an-aj-ik*]. See *Litho-analytic*.
- Lithodamous** [*lith'-o-dam-us*] [*lith'-o-dam-us*]. See *Lithodamous*.
- Lithodraspic** [*lith'-o-dras-pik*] [*lith'-o-dras-pik*]. See *Lithodraspic*.
- Lithodyalisis** [*lith'-o-dy-a-lis-is*] [*lith'-o-dy-a-lis-is*]. See *Lithodyalisis*.
- Lithoellie** [*lith'-o-ell-ee*] [*lith'-o-ell-ee*]. See *Lithoellie*.
- Lithoellie Acid** [*lith'-o-ell-ee-ik*] [*lith'-o-ell-ee-ik*]. See *Lithoellie Acid*.
- Lithogenesis** [*lith'-o-je-n-ee-sis*] [*lith'-o-je-n-ee-sis*]. See *Lithogenesis*.
- Lithogenous** [*lith'-o-je-n-us*] [*lith'-o-je-n-us*]. See *Lithogenous*.
- Lithogeny** [*lith'-o-je-n-ee*] [*lith'-o-je-n-ee*]. See *Lithogeny*.
- Lithoid**, **Lithoidal** [*lith'-o-ide-ah*] [*lith'-o-ide-ah*]. See *Lithoid*.
- Lithokelyphopedian** [*lith'-o-ke-lyf'-o-ped-ee-an*] [*lith'-o-ke-lyf'-o-ped-ee-an*]. See *Lithokelyphopedian*.
- Lithokelyphos** [*lith'-o-ke-lyf'-o-s*] [*lith'-o-ke-lyf'-o-s*]. See *Lithokelyphos*.
- Lithokomion** [*lith'-o-ke-om-ee-on*] [*lith'-o-ke-om-ee-on*]. See *Lithokomion*.
- Litholabe** [*lith'-o-ke-lab-ee*] [*lith'-o-ke-lab-ee*]. See *Litholabe*.
- Litholaby** [*lith'-o-ke-lab-ee*] [*lith'-o-ke-lab-ee*]. See *Litholaby*.
- Litholapaxy** [*lith'-o-ke-lap-ak-see*] [*lith'-o-ke-lap-ak-see*]. See *Litholapaxy*.
- Litholein** [*lith'-o-ke-layn*] [*lith'-o-ke-layn*]. See *Litholein*.
- Lithology** [*lith'-o-ke-ol-og-ee*] [*lith'-o-ke-ol-og-ee*]. See *Lithology*.
- Litholysis** [*lith'-o-ke-ol-ee-sis*] [*lith'-o-ke-ol-ee-sis*]. See *Litholysis*.
- Litholyte** [*lith'-o-ke-ol-ee-t*] [*lith'-o-ke-ol-ee-t*]. See *Litholyte*.
- Litholytic** [*lith'-o-ke-ol-ee-t-ik*] [*lith'-o-ke-ol-ee-t-ik*]. See *Litholytic*.
- Lithomalacia** [*lith'-o-ke-mal-ee-ah-si-ah*] [*lith'-o-ke-mal-ee-ah-si-ah*]. See *Lithomalacia*.
- Lithometer** [*lith'-o-ke-m-ee-ter*] [*lith'-o-ke-m-ee-ter*]. See *Lithometer*.
- Lithometra** [*lith'-o-ke-m-ee-trah*] [*lith'-o-ke-m-ee-trah*]. See *Lithometra*.
- Lithomyl** [*lith'-o-ke-m-ee-l*] [*lith'-o-ke-m-ee-l*]. See *Lithomyl*.
- Lithomylaria** [*lith'-o-ke-m-ee-l-ee-ah-ree-ah*] [*lith'-o-ke-m-ee-l-ee-ah-ree-ah*]. See *Lithomylaria*.
- Lithonephritis** [*lith'-o-ke-n-ee-f-ri-tis*] [*lith'-o-ke-n-ee-f-ri-tis*]. See *Lithonephritis*.
- Lithonephrotomy** [*lith'-o-ke-n-ee-f-rot-oh-m-ee*] [*lith'-o-ke-n-ee-f-rot-oh-m-ee*]. See *Lithonephrotomy*.
- Lithonolytic**, **Lithonthryptic** [*lith'-on-lit'-ik*, *lith'-on-lit'-ik*]. See *Lithonolytic*.
- Lithontripsy** [*lith'-on-trip'-see*] [*lith'-on-trip'-see*]. See *Lithontripsy*.
- Lithontriptic** [*lith'-on-trip'-tik*] [*lith'-on-trip'-tik*]. See *Lithontriptic*.
- Lithontripator** [*lith'-on-trip'-tor*] [*lith'-on-trip'-tor*]. See *Lithontripator*.
- Lithopedion** [*lith'-o-ped-ee-on*] [*lith'-o-ped-ee-on*]. See *Lithopedion*.
- Lithophagy** [*lith'-o-faj-ee*] [*lith'-o-faj-ee*]. See *Lithophagy*.
- Lithophan** [*lith'-o-fan*] [*lith'-o-fan*]. See *Lithophan*.
- Lithophone** [*lith'-o-fon*] [*lith'-o-fon*]. See *Lithophone*.
- Lithophthisis** [*lith'-o-fth-ee-sis*] [*lith'-o-fth-ee-sis*]. See *Lithophthisis*.
- Lithoplastomy** [*lith'-o-plat'-om-ee*] [*lith'-o-plat'-om-ee*]. See *Lithoplastomy*.
- Lithopriny** [*lith'-o-prin-ee*] [*lith'-o-prin-ee*]. See *Lithopriny*.
- Lithoprion** [*lith'-o-pr-ee-on*] [*lith'-o-pr-ee-on*]. See *Lithoprion*.
- Lithoprisky** [*lith'-o-pr-ee-see*] [*lith'-o-pr-ee-see*]. See *Lithoprisky*.
- Lithoscope** [*lith'-o-skop*] [*lith'-o-skop*]. See *Lithoscope*.
- Lithotecnon** [*lith'-o-tek'-non*] [*lith'-o-tek'-non*]. See *Lithotecnon*.
- Lithoterethrum**, **Lithoteretron** [*lith'-o-ter'-eth-rum*, *lith'-o-ter'-et-ron*] [*lith'-o-ter'-eth-rum*, *lith'-o-ter'-et-ron*]. See *Lithoterethrum*.
- Lithothlibia** [*lith'-o-thlib'-ee-ah*] [*lith'-o-thlib'-ee-ah*]. See *Lithothlibia*.
- Lithothryptic** [*lith'-o-thrip'-tik*] [*lith'-o-thrip'-tik*]. See *Lithothryptic*.
- Lithothryptist** [*lith'-o-thrip'-tist*] [*lith'-o-thrip'-tist*]. See *Lithothryptist*.
- Lithothryptor** [*lith'-o-thrip'-tor*] [*lith'-o-thrip'-tor*]. See *Lithothryptor*.
- Lithothrypty** [*lith'-o-thrip'-tee*] [*lith'-o-thrip'-tee*]. See *Lithothrypty*.
- Lithotome** [*lith'-o-tom*] [*lith'-o-tom*]. See *Lithotome*.
- Lithotomic** [*lith'-o-tom'-ik*] [*lith'-o-tom'-ik*]. See *Lithotomic*.
- Lithotomist** [*lith'-o-tom'-ist*] [*lith'-o-tom'-ist*]. See *Lithotomist*.
- Lithotomy** [*lith'-o-tom-ee*] [*lith'-o-tom-ee*]. See *Lithotomy*.

downward and outward, with the patient on his back and the thighs elevated. **L., Median or Marian**, the perineal incision is made in the median line one-half inch in front of the anus, by a straight, double-edged bistoury. **L., Medio-bilateral**, a modification of the bilateral, consisting in a median incision through the perineum, with division of each lateral lobe of the prostate. **L., Medio-lateral**, a modification of the lateral operation, the perineal incision being made in the median line, and the prostatic incision laterally. **L., Perineal**, a lithotomy through a perineal incision. **L. Position**. See *Postures, Table of*. **L., Pre-rectal**, a modification of the bilateral, in which after a median incision through the perineum, the anterior wall of the rectum is dissected from the bulb of the urethra, and the membranous urethra is punctured just anterior to the prostate, the latter being divided by the lithotome. **L., Recto-vesical**, extraction of a vesical stone by an incision through the rectum. **L., Renal, Nephrolithotomy**. **L., Supra-pubic**, by an incision above the pubis at a point where the bladder is not covered by peritoneum. **L., Urethral**, an incision through the membranous portion of the urethra for removal of a calculus imbedded in the urethra. **L., Vaginal**, by incision through the vaginal wall.

Lithotomy (*lith-ot'-o-ne*) [*λίθος*, stone; *τείνειν*, to stretch]. Removal of a vesical calculus through an artificial fistula, which is gradually dilated.

Lithotresis (*lith-o-tre'-sis*) [*λίθος*, stone; *τρήσις*, a boring]. The drilling of holes through a calculus, as a step in its destruction and removal.

Lithotripsy (*lith-o-trip'-se*) [*λίθος*, stone; *τριβειν*, to rub]. The operation of crushing calculi of the bladder. See annexed illustration.



THE LITHOTRITE IN POSITION DURING THE OPERATION OF LITHOTRIPTY.

Lithotriptic (*lith-o-trip'-tik*) [*λίθος*, stone; *τριβειν*, to rub]. Relating to lithotripsy.

Lithotriptor (*lith-o-trip'-tor*) [*λίθος*, stone; *τριβειν*, to rub]. An instrument designed for crushing calculi in the bladder. **L., Urethral**, an instrument for crushing urethral calculi.

Lithotrite (*lith'-o-trit*) [*λίθος*, stone; *τερεειν*, to rub]. An instrument for crushing or pulverizing a vesical calculus.

Lithotritic (*lith-o-trit'-ik*) [*λίθος*, stone; *τερεειν*, to rub]. Pertaining to lithotripsy.

Lithotrity (*lith-ot'-rit-e*), **Lithotriture** (*lith-ot'-rit-ūr*)

[*λίθος*, stone; *τερεειν*, to rub]. The process of crushing a stone in the bladder, by the lithotrite, into fragments small enough to pass through the urethral canal.

L., Electric, lithotripsy by means of electrolysis.

Lithotripsy (*lith-o-trip'-sis*). Same as *Lithotripsy, q. v.*

Lithotrypterion (*lith-o-trip'-ter'-e-on*) [*λίθος*, a stone; *τριβειν*, to rub]. A small lithotrite.

Lithotryptor (*lith-o-trip'-tor*), **Lythotrypter** (*lith-o-trip'-ter*). Same as *Lithotrite, q. v.*

Lithous (*lith'-us*) [*λίθος*, stone]. Having the nature or composition of stone.

Lithouria (*lith-oks-id-ul'-re-ah*) [*λίθος*, stone; *ὄξις*, acid; *οὔρον*, urine]. The morbid presence of xanthic acid in the urine.

Lithuresis (*lith-u-re'-sis*) [*λίθος*, stone; *οὔρισις*, making water]. The voiding of small calculi with the urine.

Lithuria (*lith-ul'-re-ah*) [*λίθος*, stone; *οὔρον*, urine]. A condition marked by excess of lithic acid, or its salts, in the urine.

Lithurorrhœa (*lith-u-ror'-e-ah*). Same as *Lithuresis*.

Litigation Symptoms. Various vague manifestations of nervous shock following injury, concerning which the question of malingering arises, and which may become the subject of medico-legal inquiry.

Litmate (*lit'-mat*) [Dan., *lac*, lac; *moes*, pulp]. A salt of litmic acid.

Litmic Acid (*lit'-mik*) [Dan., *lac*, lac; *moes*, pulp]. A constituent of litmus.

Litmus (*lit'-mus*) [Dan., *lac*, lac; *moes*, pulp]. Archil. A blue pigment obtained from *Rocella tinctoria*, a lichen. It is employed in chemic determinations to detect the presence of acids and alkalies. See *Pigments, Conspectus of*. **L. Paper, Blue**, unsized paper steeped in a solution of litmus; it turns red on contact with acid solutions. **L. Paper, Red**, unsized paper steeped in litmus tincture colored red with acid; it turns blue on contact with alkaline solutions. **L. Solution, L. Tincture**, a solution of litmus used for the determination of reaction as to acidity or alkalinity.

Litrameter (*lit-ram'-et-er*) [*λίτρα*, pound; *μέτρον*, measure]. An instrument for ascertaining the specific gravity of fluids.

Litre (*lit'-er*). See *Liter* and *Metric System*.

Litter (*lit'-er*) [ME., *litter*, a litter; *lectica*, a couch]. An extemporized stretcher or couch, with handles, for carrying the sick or wounded. **L., Halsted's**, a litter made of two poles, united by two transverse iron bars, and a piece of canvas stretched between the poles. It has four legs, each 14 inches in length. **L., Hand**, a litter that is carried by hand. **L., Schell's**, a litter similar to Halsted's, but instead of having stationary legs the handles are hinged, serving as legs.

Little, Disease of. Infantile spasmodic tabes. See *Diseases, Table of*.

Littoral (*lit'-or-al*) [*litus*, littoralis, sea-shore]. Belonging to or inhabiting the shore.

Littre's Glands. See *Gland*. **L.'s Hernia**, diverticular hernia. See *Diseases, Table of*, and *Hernia*. **L.'s Operation**. See *Operation, Table of*. **L.'s Suture**. See *Suture*.

Litura (*lit-ul'-rah*) [*litura*, an erasure, blot, blur; *φλ.*, *Litura*]. In biology, a blurred marking.

Liturate (*lit'-u-rat*) [*liturare*, to erase]. Marked with abrasions of the surface. To abrade.

Live (*liv*) [ME., *liven*, to live]. To continue in being. To have life.

Live (*liv*) [by apheresis from *alivē*]. Living; animate; manifesting life. **L.-birth**, birth characterized by "the manifestation of some certain sign or signs of life by the child after it is completely born."

L.-blood, the name given to the sensation of fluttering

- Lochiocolica** (*lo-ke-o-kol'-ik-ah*) [*λόχιος*, puerperal; *κολικός*, pertaining to the colon]. Pain in the abdominal region dependent upon, or associated with, some lochial irregularity.
- Lochiodochium** (*lo-ke-o-dol'-ke-um*). See *Lochodochium*.
- Lochiometra** (*lo-ke-o-me'-tra*) [*λόχια*, lochia; *μήτρα*, uterus]. A collection of lochia in the uterus.
- Lochiopyra** (*lo-ke-op'-ir-ah*) [*λόχιος*, relating to childbirth; *πύρ*, fire, fever]. Puerperal fever. Same as *Lochopyra*.
- Lochiorrhagia** (*lo-ke-or'-a'-je-ah*) [*λόχια*, lochia; *ῥογίνα*, to burst forth]. An excessive flow of the lochia.
- Lochiorrhea** (*lo-ke-or'-e'-ah*) [*λόχια*, lochia; *ῥοία*, a flow]. An abnormal flow of the lochia.
- Lochiorrhoic** (*lo-ke-or'-e'-ik*) [*λόχια*, lochia; *ῥοία*, flow]. Pertaining to lochiorrhea.
- Lochioschesis** (*lo-ke-os'-kes-is*) [*λόχια*, lochia; *σχέσις*, retention]. Suppression or retention of the lochia.
- Lochioschetic** (*lo-ke-os-ket'-ik*) [*λόχια*, lochia; *σχέσις*, retention]. Pertaining to lochioschesis.
- Lochocacocolpia** (*lo-ko-kak-o-kol'-pe-ah*) [*λόχος*, childbed; *κακός*, evil; *κόλπος*, vagina]. Vaginal or vulval gangrene after childbirth.
- Lochoceliitis** (*lo-ko-se-le'-tis*). See *Lochioceliitis*.
- Lochodochium** (*lo-ko-dol'-ke-um*) [*λόχος*, childbirth; *δέχεσθαι*, to receive]. A lying-in hospital; a maternity.
- Lochomeleagra** (*lo-ko-mel-e-a'-grah*) [*λόχος*, childbirth; *μέλος*, limb; *ἄγρυ*, seizure]. An attack of pain in the limbs of parturient women.
- Lochometritis** (*lo-ko-me-tri'-tis*) [*λόχος*, childbirth; *μήτρα*, womb; *τις*, inflammation]. Inflammation of the womb consequent upon delivery; puerperal metritis.
- Lochometrophlebitis** (*lo-ko-me-tro-fo-le-bi'-tis*) [*λόχος*, childbirth; *μήτρα*, womb; *φλέψ*, vein; *τις*, inflammation]. Phlebitis of the uterine veins in puerperal women.
- Locho-oöphoritis** (*lo-ko-o-off-or-i'-tis*) [*λόχος*, childbed; *ώον*, egg; *φορός*, bearing; *τις*, inflammation]. Puerperal inflammation of an ovary.
- Lochoperitonitis** (*lo-ko-per-it-on-i'-tis*) [*λόχος*, childbed; *περιτόναιον*, peritoneum; *τις*, inflammation]. Inflammation of the peritoneum following childbirth.
- Lochopyra** (*lo-ko-p'-ir-ah*) [*λόχος*, childbed; *πύρ*, fire, fever]. Puerperal fever.
- Lochos** (*lo'-kos*) [*λόχος*, childbirth]. A pregnant woman; childbed. (Obs.)
- Lochotyphus** (*lo-ko-ti'-fus*) [*λόχος*, childbed; *τύφος*, stupor]. Puerperal fever of a typhoid type.
- Lock** (*lok*) [ME., *lok*, lock]. 1. Anything that fastens something else. 2. To fasten by means of a lock; to fasten so as to impede motion. **L.-finger**, a peculiar and very uncommon affection of the fingers in which they suddenly become fixed in a flexed position. The locking is due to the presence of a small fibrous growth in the sheath of the extensor tendon. **L.-hospital**, an English hospital for the treatment of venereal diseases; it was originally kept with locked doors, whence the name. **L.-jaw**, tetanus; trismus. **L.-spasm**, Weir Mitchell's term for a severe form of writer's cramp, the hand becoming spasmodically firmly contracted, the spasm being followed by complete relaxation.
- Locked** (*lokt*) [ME., *lok*, a lock]. Fastened by means of a lock; immovable. **L. Heads**. See *Head-locking*. **L. Jaw**. See *Trismus*. **L. Joint**, Pajet's term for a condition similar to that described as lock-finger, but usually involving a knee-joint.
- Loco** or **L. Plant** or **L. Weed** (*lo'-ko*) [Sp. for "crazy"]. A name given in parts of the U. S. to various species of *Astragalus*, *Hosackia*, *Oxytropis*, and *Sophora*, poisonous plants that are believed to cause loco-disease in cattle and horses. **L.-disease**, a local epizootic disease of cattle and horses, believed to be liable to follow the eating of any one of the plants called loco.
- Locoed** (*lo'-kod*) [Sp., *loco*, crazy]. Suffering from *Loco-disease*, q. v.
- Locomobile** (*lo-ko-mol'-bil*) [*locus*, place; *mobilis*, movable]. Having the power to change place, or to move from a place.
- Locomobility** (*lo-ko-mol'-it-ē*) [*locus*, place; *mobilis*, movable]. The quality of being locomobile.
- Locomotility** (*lo-ko-mo-til'-it-ē*) [*locus*, place; *motilitas*, motility]. The quality or power of moving from place to place.
- Locomotion** (*lo-ko-mol'-shun*) [*locus*, place; *movere*, to move]. Animal movement. **L. of an Artery**, the straightening out of a curved artery under the impulse of the pulse-wave.
- Locomotive** (*lo-ko-mol'-tiv*) [*locus*, a place; *movere*, to move]. Moving from place to place; able to change its place; pertaining to locomotion. **L. Pulse**. See *Corrigan's Pulse*.
- Locomotivity** (*lo-ko-mo-tiv'-it-ē*) [*locus*, place; *movere*, to move]. The power to move from one place to another.
- Locomotor** (*lo-ko-mol'-tor*) [*locus*, a place; *motor*, a mover]. 1. Pertaining to locomotion. 2. That which moves from place to place. **L. Ataxia**, or **L. Ataxy**. See *Ataxy* and *Tabes*.
- Locomotorium** (*lo-ko-mo-to'-re-um*) [*locus*, a place; *motor*, mover; *pl.*, *Locomotoria*]. In biology, the motive apparatus of an organism; the bones, muscles, and tendons.
- Locomotory** (*lo-ko-mol'-tor-e*) [*locus*, place; *movere*, to move]. Pertaining to locomotion.
- Loculament** (*lok'-u-lam-ent*) [*loculamentum*, a case, box, cell]. Same as *Loculus*.
- Loculamentum** (*lok'-u-lam-ent'-tum*). Same as *Loculus*.
- Locular, Loculate** (*lok'-u-lar, lok'-u-lāt*) [*loculus*, a cell]. In biology, possessing one or more cell-like subdivisions; divided into or having loculi.
- Locule** (*lok'-ul*). See *Loculus*.
- Loculicidal** (*lok'-u-lis-i'-dal*) [*loculus*, a cell; *cedere*, to cut]. In biology, applied to seed-capsules that split open along the dorsal suture.
- Loculus** (*lok'-u-lus*) [dim. of *locus*, a place; *pl.*, *Loculi*]. In biology, a small space or cavity; a small compartment or cell, as the seed-chamber of a fruit.
- Locus** (*lo'-kus*) [L.: *pl.*, *Loci*]. An indefinite term in anatomy, meaning a place or position. **L. cinereus**, **L. cœruleus**, **L. ferrugineus**, a bluish-tinted eminence on the fasciculi teretes of the fourth ventricle of the brain. **L. luteus**, the regio olfactoria of the nose; so called from the yellowish color of the epithelium. **L. minoris resistentiæ**, a spot of diminished resistance—a term given to a locality, varying in different individuals, and often accidentally developed, whose resistance to the invasion of disease is less than that of other parts. **L. niger**, a dark area in the center of a section of the crus cerebri. See *Intercalatum*. **L. perforatus**, a name given to the anterior and the posterior perforated space at the base of the brain through which many vessels pass. **L. prædilectorius**, the point of election. **L. ruber**, the red nucleus of the tegmentum.
- Locust-tree**. See *Hymenæa courbaril*.
- Lodicle** (*lod'-ik-l*). Same as *Lodicule*.
- Lodicula** (*lod'-ik'-u-lah*). Same as *Lodicule*.

Longevity (*lon-jev'-it-e*) [*longa*, long; *vita*, life]. Long life.

Longi- (*lon'-je-*) [*longus*, long]. A prefix signifying length or extent.

Longicaudate (*lon-je-kav'-dat*) [*longus*, long; *cauda*, a tail]. In biology, having a long tail.

Longiductor (*lon-je-duk'-tor*) [*longus*, long; *ductor*, leader]. The adductor longus muscle. See *Muscles*, *Table of*.

Longimanus (*lon-je-mat'-nus*) [*longus*, long; *manus*, hand]. Long-handed.

Longing (*larong'-ing*) [ME., *longen*, to desire earnestly]. The earnest desire for anything; it is a condition often present in the female during pregnancy.

Longipedate (*lon-je-pe'-dat*) [*longus*, long; *pes*, foot]. Long-footed.

Longiperoneus (*lon-je-per-o-ne'-us*) [*longus*, long; *περόνη*, fibula]. The peroneus longus muscle. See *Muscles*, *Table of*.

Longipes (*lon'-je-pēs*). See *Longipedate*.

Longisect (*lon-je-sekt'*) [*longus*, long; *secare*, to cut]. To make a longisection, *q. v.*

Longisection (*lon-je-sekt'-shun*) [*longus*, long; *sectio*, cutting]. Longitudinal section; especially used of the body from extremity to extremity. The division of a body into sections parallel with its long axis. See *Position and Direction*, *Table of*.

Longissimus (*lon-jis'-im-us*) [super. of *longus*, long]. Longest. **L. capitis**, **L. cervicis**, the trachelomastoid muscles. See *Muscles*, *Table of*. **L. dorsi**. See *Muscles*, *Table of*.

Longitude (*lon'-jit-ūd*) [*longitudo*, length]. Angular distance from any standard meridian perpendicular to the plane of the axis.

Longitudinal (*lon-jit-u'-din-al*) [*longitudinalis*, pertaining to length]. In anatomy, lengthwise, or in a direction the opposite of transverse. **L. Fissure**, of the *cerebrum*. See *Fissures*, *Table of*. **L. Sinus**, the triangular subcranial venous channel extending from the crista galli to the tentorium.

Longus (*larong'-gus*) [L., long]. Long. **L. colli**. See *Muscles*, *Table of*. **L. capitis**, the rectus capitis anticus major muscle. See *Muscles*, *Table of*. **L. dorsi**. The longissimus dorsi muscle. See *Muscles*, *Table of*. **L. lumborum**, an inconstant muscle attached to the bodies of the two upper lumbar vertebrae and the three lower dorsal vertebrae.

Lonsdale's Apparatus. An apparatus for treating fracture of the patella, consisting of movable arms suspended from two upright rods that are attached to a long posterior splint. To these arms are fastened padded plates that hold the fragments together.

Loöch (*lo-ok'*) [Fr.]. Same as *Loch*.

Loodianah Disease. See *Anthrax*.

Loofah (*loo'-fah*). See *Luffa*.

Look-at-his-face Disease. Carate; a form of syphilitic skin-disease in Spain, characterized by blotches upon the face.

Loong. See *Lung*.

Loop [ME., *lope*, a loop]. A folding of a cord, fiber, tube, or cord-like structure, upon itself. **L. of Henle**. See *Tubuli uriniferi*. **L., Obstetric**, the fillet.

Looped (*loopt'*) [ME., *lope*, loop]. Doubled upon itself; containing loops. **L. Tubes of Henle**. See *Tubuli uriniferi*.

Loose (*lūs*) [ME., *loos*, loose]. Lax; wanting power of restraint; as *loose bowels*. **L. Ligature**. See *Ligature*.

Looseness (*loos'-nes*) [ME., *loos*, loose]. Popular name for diarrhea. **L. of the Teeth**, *Odontoseisis*: *Odontosismus*; this results from disease of the gums and the gradual destruction of the alveolar processes.

Loosestrife (*loos'-strif*). See *Lysimachia*.

Lophadia (*lo-jad'-e-ah*). See *Lophia*.

Lophanthus (*lo-fan'-thus*) [*λόφος*, crest; *ἄνθος*, flower]. A genus of labiate plants, popularly called *hyssop*, or hedge-hyssops. **L. anisatus**, **L. nepetoides**, and **L. urticæfolius** of North America have the general properties of the mint-family. Unof.

Lophia (*lo'-je-ah*) [*λόφος*, the back of the neck]. The upper part of the back near the first dorsal vertebra.

Lophin (*lo'-fin*) [*λόφος*, a tuft], $C_{21}H_{19}N_3$. Triphenyl glyoxalin; a substance produced by distilling amarin. It is not readily soluble in alcohol, crystallizes in long needles, and melts at 275° C.

Lophodontous (*lo-fo-o-don'-tus*) [*λόφος*, crest; *ὀδοίς*, tooth]. Having crested molar teeth.

Lophodont (*lo'-fo-dont*) [*λόφος*, a crest; *ὀδοίς*, tooth]. In biology, applied to that dentition in which the crowns of the molar teeth possess ridges or crests, as distinguished from *binodont*. See *Lophodontous*.

Lophophore (*lo'-fo-for*) [*λόφος*, a crest; *φόρος*, bearing]. In biology, the frame or stage surrounding the mouth of a polyzoan and giving support to the tentacles.

Lophosteon (*lo-fo-s'te-on*) [*λόφος*, a crest; *ὀστέον*, bone: *pl.*, *Lophosteæ*]. In biology, the median one of the five bones that make up the sternum of a carinate bird.

Loquacity (*lo-kvas'-it-e*) [*loquacitas*; *loquax*, talkative]. Volubility of speech; talkativeness; a condition that is frequently excessive in various forms of mental disorder.

Lorate (*lo'-rat*) [*lorum*, a thong, or lash]. In biology, shaped like a long strap.

Lordoma (*lor-do'-mah*) [*ζορδοῦν*, to bend inward]. The anterior or forward incurvature of the spine.

Lordoscoliosis (*lor-do-sko-le-o'-sis*) [*ζορδῶσις*, *ζορδοῦν*, to bend; *σκολίωσις*, crookedness]. Lordosis with scoliosis.

Lordosis (*lor-do'-sis*) [*ζορδῶσις*, *ζορδοῦν*, to bend]. A curvature of the spine with a forward convexity. **L., Paralytic**, lordosis due to paralysis of either the spinal or the abdominal muscles. **L. valgorum**, genu valgum, *q. v.*

Lordotic (*lor-dot'-ik*), **Lordosic** (*lor-dos'-ik*), **Lordous** (*lor'-tus*) [*ζορδῶσις*, *ζορδοῦν*, to bend]. Bent with the convexity turned ventrad; applied to the spinal column.

Lore (*lor*) [*lorum*, a thong, lash, strap]. In biology, the space between the eye and the bill or nostrils in birds and reptiles.

Loreta's Operation. 1. The forcible dilatation of the pylorus for the relief of stricture after celiogastrostomy. 2. The treatment of aneurysm by the introduction of metal wire into the sac, through which a current of electricity is then passed. See *Operations*, *Table of*.

Lorica (*lor-ri'-kah*) [L., a corselet, cuirass: *pl.*, *Loricæ*]. In biology, a protective sheath or carapace.

Loricæ (*lor'-ik-āt*) [*lorica*, a coat of mail]. In biology, covered with a protective coat.

Lorication (*lor-ik-a'-shun*) [*lorica*, a leather cuirass]. The protection of a glass vessel against heat by a coating of sand and clay.

Loriculate (*lor-ik'-u-lāt*) [*loricula*, a small brea-plate]. Consisting of long divisions.

Lorum (*lo'-rum*) [L., thong, whip, strap: *pl.*, *Lora*]. Same as *Lore*.

Lourd, Lourderie (*loord, loor'-der-e*). See *Gid*.

Losi-piercing (*lo'-se-per'-sing*). See *Thoka-losi*.

Losophan (*lo'-so-fan*). Tri-iodo-cresol, an agent said to be strongly parasitocidal, and useful in parasitic dermatoses, whether due to fungous or animal parasites.

Lostorfer's Corpuscles. The granular masses alleged by Lostorfer to have been found in the secreted spermatid pearls.

Lote. See *Lotos*.

Lotos (Lotos) [*Lotus*, L. adstringens]. A white crystalline mass of two parts of sulphur and one part of potassium bichromate in acohol.

L. nigra. See *Lotos*.

Lotion [*lotio*, L. *lotion*, Avicenna; a solution of a substance in water]. L. Black. See *lli*.

L. Cold-Evaporating. Plaster of acet.

L. Goulard's. L. for Mouth, acid pyrolog. 5i. ext. myrt. 5ss. L. for Mouth, acid pyrolog. 5i. ext. myrt. 5ss. L. Red, zinc sulph.

Lotophagous [*lotophagous*, notus; *optra*, to eat]. This name.

Lotura [*lotura*, L. *lotura*, L. *carnis*, L. *carnum*, a kind of beef and serum lipid]. Some authors have used it as syn. dysentery or diarrhea.

Louis's Angina. See *Louis's Angina*. L.'s Angle. See *Louis's Angle*.

Louping-ill [*louping-ill*, L. *mal*, to spring]. A disease of sheep causing them to jump backward and forward. It is due to the presence of a virus parasite in the spinal canal. See *Parasites*, and *Parasites (Animal)*, Table.

Louse [*louse*, S. *louse*, *louse*].

Lousiness [*lousiness*, S. *lousiness*].

Lousy [*lousy*, M. *lousy*, a louse]. Affected with louse.

Louved Panes. See *Louved Panes*.

Lovage [*lovage*, M. *lovage*]. The root of *Liquorilla officinalis* and *Liquorilla officinalis*, stimulant, and a diuretic, and emmenagogue drugs. Dose ʒi-ʒss.

Love [*love*, M. *love*, to love]. 1. To regard with affection. 2. Sexual passion. L.-potion.

Low Crown. A artificial crown inserted into the mouth of a patient, which consists of a gold-backed plate of metal, which is attached a combined with a metal band which is in its posterior form, is called a low crown. It is inserted into an enlarged root.

Lower, Tubercle of. See *Lower, Tubercle of*.

Loxa Bark [*loxa bark*, P. *loxa*, the bark of *Loxa*].

Loxarthron [*loxarthron*, L. *loxarthron*, slanting; *arthron*, joint]. A joint in which the articular surfaces are in an oblique direction.

Loxarthrosis [*loxarthrosis*, L. *loxarthrosis*, slanting; *arthrosis*, joint]. A disease of a joint in which the articular surfaces are in an oblique direction.

Loxarchemus [*loxarchemus*, L. *loxarchemus*, slanting; *archemus*, joint]. A skull in which the articular surfaces are in an oblique direction.

Loxodonta [*loxodonta*, L. *loxodonta*, slanting; *odonta*, tooth]. A skull in which the articular surfaces are in an oblique direction.

Loxodont [*loxodont*, L. *loxodont*, slanting; *odont*, tooth]. A skull in which the articular surfaces are in an oblique direction.

Loxodontous [*loxodontous*, L. *loxodontous*, slanting; *odontous*, tooth]. A skull in which the articular surfaces are in an oblique direction.

Loxolophodont [*loxolophodont*, L. *loxolophodont*, slanting; *lophodont*, a crest; *odont*, tooth]. In biology, a form of dentition in which oblique crests connect the anterior internal tubercle of the upper molars with two external tubercles; this is characteristic of a gigantic Ungulate.

Loxometopus [*loxometopus*, L. *loxometopus*, slanting; *metopus*, a crest; *odont*, tooth]. In biology, a form of dentition in which oblique crests connect the anterior internal tubercle of the upper molars with two external tubercles; this is characteristic of a gigantic Ungulate.

Loxophthalmos [*loxophthalmos*, L. *loxophthalmos*, slanting; *ophthalmos*, eye]. A skull in which the angle formed by the intersection of the radius fixus and a line drawn from the bregma to the nasal point is between 43° and 47°.

Loxopisthus [*loxopisthus*, L. *loxopisthus*, slanting; *pisthus*, hinder]. A skull in which the angle formed by the intersection of the radius fixus and a line drawn through the lambda and theinion is between 95° and 104°.

Loxopisthocranium [*loxopisthocranium*, L. *loxopisthocranium*, slanting; *pisthus*, hinder; *cranium*, skull]. Lissauer's term for a skull in which the angle formed between the radius fixus and a line drawn through the lambda and the opisthion is between 119° and 130°.

Loxoprosopus [*loxoprosopus*, L. *loxoprosopus*, slanting; *prosopus*, face]. Lissauer's term for a skull in which the angle formed by the intersection of the radius fixus and a line drawn from the nasion to the alveolar point is between 78.5° and 89.5°.

Loxopterygin [*loxopterygin*, L. *loxopterygin*, slanting; *opterygin*, wing]. C₂₆H₃₁N₂O₂. A white amorphous alkaloid obtained from the bark of *Loxopterygium lorentzii*.

Loxopterygium [*loxopterygium*, L. *loxopterygium*, slanting; *opterygium*, wing]. A genus of anacardiaceous trees. L. *lorentzii*, L. *sagotii*, red quebracho, the bark of which is used as a substitute for cinchona. Unof.

Loxorhinus [*loxorhinus*, L. *loxorhinus*, slanting; *rhinus*, nose]. Lissauer's term for a skull in which the angle formed between the radius fixus and a line drawn from the nasion to the subnasal point is between 77.5° and 87.5°.

Loxotic [*loxotic*, L. *loxotic*]. See *Loxic*.

Loxotmesis [*loxotmesis*, L. *loxotmesis*]. See *Loxotomy*.

Loxotomy [*loxotomy*, L. *loxotomy*, slanting; *tomē*, a cutting]. That form of amputation commonly known as the "oblique section."

Loy's Disease. Horse-pox. See *Diseases*, Table of.

Lozenge [*lozenge*] [M. *lozenge*, lozenge]. A medicated tablet with sugar as a base. See *Trochiscus*.

Lubido [*lubido*]. See *Libido*.

Lubricant [*lubricant*] [*lubricare*, to make smooth]. Making smooth, oily, or slippery.

Lubricating [*lubricating*] [*lubricare*, to make smooth]. Making smooth or slippery. L. Oils, oily products obtained chiefly from petroleum and used for lubricating purposes. Some crude petroleum are natural lubricating oils, requiring little or no treatment to fit them for use. The other petroleum lubricating oils are obtained in one of two ways—either by driving off the light hydrocarbons from the crude oil, yielding what is called a "reduced oil," or they are the oils obtained by distilling the petroleum residuum in tar-stills. The lightest of the lubricating oils, varying in gravity from 32° B. to 38° B., are frequently called "neutral oils." They are largely used for the purpose of

κρομμυ, the head]. Lissauer's term for a skull in which the angle formed by the intersection of the radius fixus and a line connecting the bregma and the lambda is between 17° and 28.5°.

Loxocycysis [*loxocycysis*, L. *loxocycysis*, slanting; *cycysis*, pregnancy]. Oblique displacement of the gravid uterus.

Loxodont [*loxodont*, L. *loxodont*, slanting; *odont*, tooth]. Having teeth placed at abnormal angles with the jaw.

Loxolophodont [*loxolophodont*, L. *loxolophodont*, slanting; *lophodont*, a crest; *odont*, tooth]. In biology, a form of dentition in which oblique crests connect the anterior internal tubercle of the upper molars with two external tubercles; this is characteristic of a gigantic Ungulate.

Loxometopus [*loxometopus*, L. *loxometopus*, slanting; *metopus*, a crest; *odont*, tooth]. In biology, a form of dentition in which oblique crests connect the anterior internal tubercle of the upper molars with two external tubercles; this is characteristic of a gigantic Ungulate.

Loxophthalmos [*loxophthalmos*, L. *loxophthalmos*, slanting; *ophthalmos*, eye]. A skull in which the angle formed by the intersection of the radius fixus and a line drawn from the bregma to the nasal point is between 43° and 47°.

Loxopisthus [*loxopisthus*, L. *loxopisthus*, slanting; *pisthus*, hinder]. A skull in which the angle formed by the intersection of the radius fixus and a line drawn through the lambda and theinion is between 95° and 104°.

Loxopisthocranium [*loxopisthocranium*, L. *loxopisthocranium*, slanting; *pisthus*, hinder; *cranium*, skull]. Lissauer's term for a skull in which the angle formed between the radius fixus and a line drawn through the lambda and the opisthion is between 119° and 130°.

Loxoprosopus [*loxoprosopus*, L. *loxoprosopus*, slanting; *prosopus*, face]. Lissauer's term for a skull in which the angle formed by the intersection of the radius fixus and a line drawn from the nasion to the alveolar point is between 78.5° and 89.5°.

Loxopterygin [*loxopterygin*, L. *loxopterygin*, slanting; *opterygin*, wing]. C₂₆H₃₁N₂O₂. A white amorphous alkaloid obtained from the bark of *Loxopterygium lorentzii*.

Loxopterygium [*loxopterygium*, L. *loxopterygium*, slanting; *opterygium*, wing]. A genus of anacardiaceous trees. L. *lorentzii*, L. *sagotii*, red quebracho, the bark of which is used as a substitute for cinchona. Unof.

Loxorhinus [*loxorhinus*, L. *loxorhinus*, slanting; *rhinus*, nose]. Lissauer's term for a skull in which the angle formed between the radius fixus and a line drawn from the nasion to the subnasal point is between 77.5° and 87.5°.

Loxotic [*loxotic*, L. *loxotic*]. See *Loxic*.

Loxotmesis [*loxotmesis*, L. *loxotmesis*]. See *Loxotomy*.

Loxotomy [*loxotomy*, L. *loxotomy*, slanting; *tomē*, a cutting]. That form of amputation commonly known as the "oblique section."

Loy's Disease. Horse-pox. See *Diseases*, Table of.

Lozenge [*lozenge*] [M. *lozenge*, lozenge]. A medicated tablet with sugar as a base. See *Trochiscus*.

Lubido [*lubido*]. See *Libido*.

Lubricant [*lubricant*] [*lubricare*, to make smooth]. Making smooth, oily, or slippery.

Lubricating [*lubricating*] [*lubricare*, to make smooth]. Making smooth or slippery. L. Oils, oily products obtained chiefly from petroleum and used for lubricating purposes. Some crude petroleum are natural lubricating oils, requiring little or no treatment to fit them for use. The other petroleum lubricating oils are obtained in one of two ways—either by driving off the light hydrocarbons from the crude oil, yielding what is called a "reduced oil," or they are the oils obtained by distilling the petroleum residuum in tar-stills. The lightest of the lubricating oils, varying in gravity from 32° B. to 38° B., are frequently called "neutral oils." They are largely used for the purpose of

- mixing with animal or vegetable oils, and it is therefore necessary that they should be thoroughly deodorized, decolorized, and deprived of the blue fluorescence, or "bloom," characteristic of petroleum distillates that contain paraffin. Heavier lubricating oils are called "spindle" oils and "cylinder" oils. The most important characters to be possessed by these oils are high fire-test, low cold-test, and a high degree of viscosity.
- Lubrication** (*lu-brik-ah-shun*) [*lubricare*, to make smooth]. The process of making smooth or slippery by the application of a lubricant.
- Lubricity** (*lu-bris't-it-e*) [*lubricare*, to make slippery]. A synonym of lasciviousness; slipperiness.
- Lubricous** (*lu-'brik-us*) [*lubricus*, *lubricare*, to make smooth]. Smooth, slippery.
- Luca, Horizontal Plane of.** See *Plane*.
- Lucent** (*lu-'sent*) [*lucere*, to shine]. Bright, shining.
- Lucernal** (*lu-'ser'-nal*) [*lucerna*, a lamp]. Pertaining to lamp-light.
- Lucet, Bacillus of.** See *Bacteria, Synonymic Table of*.
- Lucid** (*lu-'sid*) [*lucidus*, clear]. Clear, shining, unobscured. In biology, having a smooth, shining surface.
- L. Interval,** the transitory return of normal mental action and sanity in certain forms and cases of insanity.
- Lucidity** (*lu-'sid'-it-e*) [*lucidus*, clear]. Clearness; lucid interval.
- Lucidium** (*lu-'sid-um*) [*lucidus*, clear]. Clear. **L., Septum.** See *Septum*.
- Luciferase** (*lu-'sif'-er-az*) [*lucifer*, light bringing]. The name applied by Dubois to one of the two diastatic substances which become phosphorescent when mixed in the presence of water, and which are found in the mollusc, *Pholus dactylifera*, the mouth of which is luminous.
- Luciferin** (*lu-'sif'-er-in*) [*lux*, *lucis*, light; *ferre*, to bear]. A crystalline body obtained from the light-producing organs of certain animals.
- Lucifer-match Disease or L.-match Maker's Disease.** Necrosis of the jaw due to phosphorus-poisoning.
- Luciform** (*lu-'sif-orm*) [*lux*, light; *forma*, form]. Resembling light.
- Lucifugal** (*lu-'sif'-u-gal*) [*lux*, light; *fugere*, to flee]. Fleeing from or avoiding light.
- Lucifugous** (*lu-'sif'-u-gus*) [*lux*, light; *fugere*, to flee]. In biology, applied to organisms that avoid light.
- Lucilia** (*lu-'sil'-e-ah*) [L.]. A genus of dipterous insects, the larvæ of which act as facultative parasites, producing various forms of myiasis, *q. v.* See *Parasites (Animal)*, *Table of*.
- Lucilin** (*lu-'sil-in*) [*lux*, *lucis*, light]. A commercial mixture of lamp-petroleum and brown coal-oil.
- Lucina** (*lu-'si'-nah*) [*lux*, light]. The goddess of childbirth. **L. sine coitu.** Parthenogenesis, *q. v.*
- Lucomania** (*lu-'ko-ma'-ne-ah*) [*λύκος*, wolf; *μανία*, mania]. Same as *Lycanthropy, q. v.*
- Lucuma** (*lu-'ku'-mah*) [nat. Peruvian]. A genus of tropical American sapotaceous trees. **L. caimito**, of S. America (called *abi* and *abiaba*) is strongly tonic and antiperiodic, and is useful in diarrhea; other species have similar qualities. Unof.
- Lucumin** (*lu-'ku'-min*) [*lucuma*]. A bitter principle obtained from *Lucuma caimito*. It is recommended for use in diarrhea and in intermittent fevers. Dose gr. j-vij. Unof.
- Ludwig's Angina.** A cellulitis of the neck, usually a secondary inflammation in the specific fevers, particularly diphtheria and scarlet fever. It may, however, occur idiopathically or result from trauma. The swelling is marked in the submaxillary region. It is also called *Louis's Angina*. See *Angina*, and *Diseases, Table of*. **L.'s Angle** (*Angulus Ludovici*), the angle that exists in some cases of emphysema between the manubrium and the body of the sternum. See *Angle*. **L.'s Ganglion.** See *Ganglia, Table of*.
- Lücke's Test.** See *Tests, Table of*.
- Lues** (*lu-'es*) [L.]. Formerly a pestilential disease; at present used as an euphemism for syphilis. **L. deifica, L. divina**, epilepsy.
- Luetic** (*lu-'el'-ik*) [*lues*, a plague]. Affected with or relating to lues; syphilitic.
- Luffa** (*luf'-ah*) [Arab.]. A genus of cucurbitaceous plants. **L. acutangula**, the strainer vine, of India, having an edible fruit, a purgative and emetic root, and oil-bearing seeds. **L. amara** has similar uses. **L. cylindrica**, the "wash-rag," "towel gourd," or "vegetable sponge," bears a fruit which when dry contains a sponge-like network of fibers. This is sometimes used as a substitute for a sponge or towel. **L. purgans**, of S. America, affords a strongly purgative resin. Unof.
- Lugol's Caustic.** A solution of iodine and potassium iodide, of each one part, in water two parts. **L.'s Solution.** See *Iodin*.
- Lumbaginous** (*lum-baj'-in-us*) [*lumbus*, loin]. Affected with, or pertaining to, lumbago.
- Lumbago** (*lum-ba'-go*) [*lumbus*, the loin]. Pain in the structures about the loins, whether neuralgic or rheumatic.
- Lumbar** (*lum'-bar*) [*lumbus*, the loin]. Pertaining to the loins, especially to the region about the loins. **L. Abscess**, an abscess in the lumbar region. **L. Arteries.** See *Arteries, Table of*. **L. Colotomy.** See *Lumbo-colotomy*. **L. Myalgia**, lumbago. **L. Nephrectomy**, nephrectomy through an incision in the lumbar region. **L. Nephrotomy**, nephrotomy through an incision in the lumbar region. **L. Nerves.** See *Nerves, Table of*. **L. Reflex.** See *Reflexes, Table of*. **L. Region.** See *Abdomen*.
- Lumben** (*lum'-ben*) [*lumbus*, loins]. Belonging to the loin in itself.
- Lumberman's Itch.** Same as *Army Itch*.
- Lumbifragium** (*lum-bif-ra' je-um*) [*lumbus*, loin; *frangere*, to break]. Lumbar hernia.
- Lumbiplex** (*lum'-be-pleks*). The lumbar plexus.
- Lumbiplexal** (*lum-be-pleks'-al*) [*lumbus*, loin; *plexus*, net]. Pertaining to the lumbiplex.
- Lumbo-abdominal** (*lum'-bo-ab-dom'-in-al*) [*lumbus*, loin; *abdomen*, abdomen]. Pertaining to the loin and the abdomen.
- Lumbocolotomy** (*lum'-bo-ko-lot'-o-me*) [*lumbus*, loin; *κόλον*, colon; *τομή*, a cutting]. Colotomy performed in the lumbar region.
- Lumbo-costal** (*lum-bo-kos'-tal*) [*lumbus*, loin; *costa*, rib]. Pertaining to the loins and the ribs.
- Lumbodorsal** (*lum-bo-dor'-sal*) [*lumbus*, loin; *dorsum*, back]. Pertaining to the lumbar and dorsal regions.
- Lumbodynia** (*lum-bo-din'-e-ah*) [*lumbus*, loin; *δύσιν*, pain]. Same as *Lumbago*.
- Lumbo-inguinal** (*lum-bo-in'-gwin-al*) [*lumbus*, loin; *inguen*, groin]. Pertaining to the lumbar and inguinal regions.
- Lumbosacral** (*lum-bo-sa'-kral*) [*lumbus*, loin; *sacrum*, sacrum]. Pertaining to the lumbar and sacral regions.
- Lumbricales** (*lum-brik-ah'-lez*). See *Muscles, Table of*.
- Lumbricide** (*lum'-bris-id*) [*lumbricus*, earth-worm; *cedere*, to kill]. A drug fatal to lumbricoid worms.
- Lumbriciform** (*lum-bris'-if-orm*). See *Lumbricoid*.
- Lumbricoid** (*lum'-brik-oid*) [*lumbricus*, earth-worm; *είδος*, likeness]. Pertaining to, or resembling, a lumbricus.

many of which are poisonous. A large number of the species are American.

Lupinidin (*lu-pin'id-in*) [*lupus*, a wolf], $C_8H_{15}N$. A liquid alkaloid obtained from *Lupinus luteus*.

Lupinin (*lu'-pin-in*) [*lupus*, a wolf], $C_{21}H_{40}N_2O_2$. An alkaloid, or tertiary amin, from the seeds of *Lupinus luteus*; also, an alkaloid from the seeds of *Lupinus albus*; also, a glucosid from the leaves of both species. All three are paralyzants, depressing the motor and sensory centers. The one first named has been proposed as a substitute for quinin.

Lupinosis (*lu-pin-o'-sis*) [*lupus*, a wolf]. A disease of cattle said by some to be produced by eating the herbage of certain poisonous species of lupine. See *Lathyrism*.

Lupinotoxin (*lu-pin-o-toks'in*) [*lupinus*, lupine; *τοξικόν*, poison]. A resinoid derived from certain poisonous species of lupine, and said to be capable of producing the symptoms of lupinosis.

Lupiology (*lu-pe-ol'-o-je*) [*lupia*, wen; *λόγος*, science]. The science of malignant tumors.

Lupoid (*lu'-poid*) [*lupus*, wolf; *είδος*, like]. Having the nature of lupus.

Lupomania (*lu-po-mal'-ne-ah*) [*lupus*, wolf; *μανία*, madness]. Rabies.

Lupotome (*lu'-po-tóm*) [*lupus*, wolf; *τομή*, a cutting]. A cutting or scarifying instrument sometimes used in the treatment of lupus.

Lupous (*lu'-pus*) [*lupus*, wolf]. Affected with or pertaining to lupus.

Lupulin (*lu'-pū-lin*) [*lupus*, *lupulus*, hop]. 1. $C_{22}H_{50}O_7$. A crystalline principle obtainable from powdery glands of the hop-plant. See *Humulus*. It is said to be strongly narcotic. 2. The yellow, resinous powder of hops, composed mainly of dried glands from the strobiles of the plant; it is the *lupulinum* of the U. S. P. Its fluid extract and oleoresin are official. Dose of the fld. ext., gr. 10-15; of the oleoresin, gr. ij-v. 3. The precipitate from a tincture of the cones of hops, *Humulus lupulus*, a nervine, hypnotic, febrifuge, antiperiodic, and tonic. Dose from 1 to 2 grains. Unof.

Lupulina (*lu-pū-lī'-nah*) [L.: *gen.*, *Lupulinae*]. Same as *Lupulin*.

Lupulinum (*lu-pū-lī'-num*) [L.: *gen.*, *Lupulini*]. Same as *Lupulin*.

Lupulus (*lu'-pū-lus*). See *Humulus*.

Lupus (*lu'-pus*) [L., a wolf]. *Lupus vulgaris*: a chronic disease of the skin and some mucous membranes, characterized by the formation in the connective tissue of nodules of granulation-tissue. It passes through a number of clinical phases, and terminates by ulceration or atrophy, with scar-formation. The cause of the disease is the tubercle-bacillus. L., **Acne**, an obstinate papular eruption of doubtful character occurring in the localities usually selected by *Acne vulgaris* and sometimes associated with it. L., **Acneiform**. See *L. erythematosus sebaceus*. L., **anatomicus**, the anatomic tubercle. L., **Cazenave's**, lupus erythematosus, *q. v.* See also *Diseases, Table of*. L., **Common**, lupus vulgaris. L., **Disseminated Follicular, atenoid acne**; a variety of acne confined to the face, especially in the situations usually occupied by acne. The papules are from a large pin's head to a pea in size, conic and deep-red. They may coalesce to form a lupus-like tissue. L., **disseminatus**, a term applied to any case of lupus with multiple patches. L., **eczema**, a form of *L. erythematosus* resembling eczema. L., **endemicus**. See *Aleppo Boil*. L., **erythematoses**. Synonym of *L. erythematosus*. L., **erythematosus**, *L. erythematoses*; Cazenave's lupus; a form not due to the tubercle-bacillus. It occurs, as a rule, in multiple patches, with a tendency to symmetric arrange-

ment, chiefly about the face and head, occasionally on the extremities, and rarely on the trunk. The patches are sharply defined at the border, flat, very slightly raised, and with a tendency to the formation of crusts. The color is bright red, and there are no nodules. The disease tends to spread slowly at the periphery, and new patches may form in the neighborhood of the old. Feeble circulation favors the development of the disease. It is most common in females of adult or middle age. L., **erythematosus aggregatus**. See *L. erythematosus disseminatus*. L., **erythematosus circumscriptus**, the most common form, attacking chiefly the head and face, especially the nose, cheeks, and ears, often symmetrically. It appears in the early stage as isolated or grouped, small, red spots, about an eighth of an inch in diameter, with a yellowish spot at the center, and a small closely adherent scale. These slowly extend peripherally and ultimately coalesce into patches of a dirty yellowish-white appearance. Cicatrization occurs in the center. The disease is one of long duration. L., **erythematosus corneus**, *L. erythematosus* in which the scales are not greasy. L., **erythematosus discoides**, the asymmetric form of *L. erythematosus*. L., **erythematosus discretus**, a form of *L. erythematosus* in which irregular patches are scattered over various parts of the body. It is associated with constitutional symptoms—fever and pains in the head, bones, joints, etc. L., **erythematosus disseminatus**. *L. erythematosus aggregatus*; *Lupus psoriasis*; a rare form of *Lupus erythematosus*, characterized by a wider diffusion of the eruption, an extension by repeated outbreaks, and by the fact that the patches never coalesce. It is a chronic disease usually, but may be acute. L., **erythematosus sebaceus**, a form with special involvement of the sebaceous glands. L., **erythematosus telangiectodes**, a variety characterized by marked dilatation of the cutaneous blood-vessels. L., **Erythematosus**, lupus erythematosus. L., **exedens**. Synonym of *L. vulgaris*. L., **exfoliatus**. See *Lupus maculosus*. L., **exuberans**, a form of lupus, usually *L. exuberans*, associated with papillary excrescences. L., **exulcerans**, a term used to distinguish that form in which the destruction of tissue is rapid or intense, or in which the epidermis is lost and a secreting ulcerating surface is disclosed. L., **frambæiformis**, L., **frambæioides**. See *L. exuberans*. L., **Fungous**. Synonym of *Lupus exuberans*. L., **hæmorrhagicus**, *L. erythematosus disseminatus* associated with hemorrhagic vesicles and blebs that dry and form crusts. L., **hypertrophicus**, that variety in which new connective-tissue formation predominates over the destructive process, and markedly raised, thick patches result. L., **idiopathicus**. Synonym of *L. vulgaris*. L., **impetiginosus**, a form of *L. erythematosus* in its earlier stages resembling impetiginous eczema. L., **lymphaticus**. See *Lymphangioma circumscriptum*. L., **maculosus**, a variety characterized by the eruption of very soft, smooth, brownish-red, semi-translucent military nodules, which develop in the connective tissue of otherwise healthy skin without subjective sensations. This eruption constitutes the earliest sign of lupus. When the surface desquamates, the name *Lupus exfoliatus* is given to it. L., **miliaris**. See *L. Acne*. L., **mutilans**, lupus exedens, causing destruction of tissue and disfigurement. L., **Necrogenic**, the anatomic tubercle. L., **non-exedens**, lupus without ulceration. L., **papillaris**, L., **papillomatous**, a form characterized by papillary growths that may reach the size of the palm. These are most frequently seen on the extremities and buttocks, and occur only on ulcerated surfaces. L., **per-**

- Lycomania** (*li-ko-ma'-ne-ah*) [*λύκος*, wolf; *μανία*, madness]. Synonym of *Lycanthropy*, *q. v.*
- Lycoperdon** (*li-ko-per'-don*) [*λύκος*, wolf; *πέρας*, to break wind]. A genus of gasteromycetous fungi. **L. bovista**, fist-ball, puff-ball, devil's snuff-box. This has been used as a styptic, and is now to some extent employed in nervous diseases. The fumes have been used as an anesthetic. **L. giganteum**, the giant puff-ball; similar to *L. bovista*. **L. proteus**. See *L. giganteum*.
- Lycopersicon, Lycopersicum** (*li-ko-per'-sik-on, li-ko-per'-sik-uni*) [*λύκος*, wolf; *πέρας*, peach]. A section of the *Solanaceae*, of which several species are well known. See *Solanum*.
- Lycopin** (*li'-ko-pin*) [*λύκος*, wolf; *πίος*, foot]. A precipitate from a tincture of *Lycopus virginicus*, an astringent, styptic, sedative, and tonic. Dose from 1 to 4 grains. Unof.
- Lycopodin** (*li-ko-po'-din*) [*λύκος*, wolf; *πίος*, foot], $C_{32}H_{52}N_2O_3$. A bitter alkaloid found in *Lycopodium clavatum* and *L. complanatum*. It is readily soluble in water, ether, and in alcohol. Unof.
- Lycopodium** (*li-ko-po'-de-um*) [*λύκος*, wolf; *πίος*, foot]. Club-moss, witch-meal, wolf's-claw. In medicine, the sporules of *L. clavatum* and other varieties, in the form of a light, fine, yellowish powder, are used as a desiccant and absorbent on moist and excoriated surfaces; in pharmacy, as an inert powder in which to imbed pills to prevent their adhering to each other. Lycopodium is inflammable and slightly explosive, whence the name "vegetable sulphur." A large number of species are known. **L. clavatum**, lycopodium. **L. complanatum**, common club-moss, ground-pine, found in Europe and North America. **L. inundatum**, marsh club-moss. **L. officinale**. See *L. clavatum*. **L. phlegmasia**, an Asiatic species said to possess aphrodisiac properties. **L. recurvum**. See *L. selago*. **L. rubrum**, a species which is actively purgative. It has been employed in South America in elephantiasis. **L. saussurus**, Brazilian piligon. Its alkaloid, *piligonin*, is a powerful emetic, purgative, and convulsant. **L. selago**, fir-moss, fir-club-moss, tree-moss; a species found in Europe and North America. It is cathartic and emetic in its action. Unof.
- Lycopus** (*li'-ko-pus*). See *Bugleweed*.
- Lycorexia, Lycorrhexy** (*li-kor-eks'-e-ah, li'-kor-eks-e*) [*λύκος*, wolf; *ἄρεσις*, appetite]. A wolfish or canine appetite; bulimia.
- Lycostoma** (*li-kos'-to-mah*) [*λύκος*, wolf; *στόμα*, mouth]. Cleft palate.
- Lye** (*li*) [M.E., *ley*, lye]. The solution of alkaline hydrates obtained by leaching ashes; any alkaline solution.
- Lyencephalous** (*li-en-sef'-al-us*) [*λύειν*, to loosen; *ἑγκέφαλος*, brain]. Having cerebral hemispheres that are loosely united.
- Lygismus** (*li-jis'-mus*) [*λυγισμός*, from *λυγίζω*, to bend]. A melodious, flexible voice; also, dislocation.
- Lygmus** (*lig'-mus*) [*λυγμός*]. Synonym of *Hiccough*.
- Lygodesmia** (*li-go-dez'-me-ah*) [*λύγος*, twig; *δέσμος*, bond]. A genus of composite-flowered herbs. **L. spinosa**, of Nevada and California, has about its stem, at the ground, a tuft of woolly or silky fiber, useful as a hemostatic. Unof.
- Lymphophilous** (*li-goff'-il-us*) [*λύγην*, twilight; *φιλέω*, to love]. Seeking dark places.
- Lying-down, Lying-in**. See *Puerperal State*.
- Lyma** (*li'-mah*) [*λύμα*, washings; *pl., Lymata*]. 1. Filth, or sordes. 2. Lochia.
- Lymph** (*limf*) [*lymphā*, water]. The fluid in the lymphatic vessels, the product of the filtration of the liquid portion of the blood through the walls of the capillaries. Applied, also, to certain products of lymph-exudation in wounds, etc. **L., Animal**, vaccine-lymph obtained from an animal. **L., Aplastic**, a lymph-product of inflammation that will not form embryonic tissue. It is called, also, *Corpuscular* or *Croupous lymph*. **L., Bovine**, vaccine-material obtained from a cow or a calf. **L., Calf**, vaccine from the calf. **L.-cell, L.-corpuscle**, a leukocyte occurring in the lymph. **L.-corpuscles**, the colorless corpuscles of the lymph. **L., Euplastic**. See *L., Plastic*. **L., Fibrinous**. Same as *L., Plastic*. **L.-follicles**, branched lacunar labyrinthine parts composed of adenoid tissue intercalated in the course of the lymphatic vessels. They are not true glands. **L.-glands**. See *Lymphatic Glands*. **L.-hearts**, exist in certain cold-blooded animals, the frog, *e. g.*, having two axillary and two sacral hearts for pumping the lymph. **L., Humanized**, vaccine from a human being. **L., Inflammatory**, that thrown out as a product of inflammation in wounds, etc. **L., Koch's**, a term for the fluid called, by Koch, *paratubercloid*, now known as *tuberculin*. See *Tuberculin*. It is recommended by Koch for hypodermatic injection in cases of tuberculous disease. **L., Plastic**, fibrinous lymph; that forming embryonic tissue. **L.-scrotum**, an anasarca condition of the scrotum due to the presence of *Filaria sanguinis hominis* in the blood-stream. See *Filaria*. **L.-spaces**, the lacunae that occur in connective tissue, and contain lymph. **L., Vituline**. See *L., Calf*.
- Lymphaden** (*lim-fa'-den*) [*lymphā*, water; *ἄδην*, gland]. Any lymphatic gland.
- Lymphadenectasis** (*lim-fad-en-ekt'-tas-is*) [*lymphā*, lymph; *ἄδην*, gland; *ἔκτασις*, distention]. A tumor of a lymph-gland, due to dilatation of its sinuses.
- Lymphadenhypertrophy** (*lim-fad-en-hi-per'-tro-fē*) [*lymphā*, lymph; *ἄδην*, gland; *ἵπτερ*, over; *τροφή*, nourishment]. Hypertrophy of the lymphatic glands.
- Lymphadenia** (*lim-fad-e'-ne-ah*) [*lymphā*, lymph; *ἄδην*, gland]. A general hyperplasia of the lymphatic tissue with or without leukocytosis.
- Lymphadenism** (*lim-fad'-en-izm*) [*lymphā*, lymph; *ἄδην*, gland]. The general condition of disease that accompanies lymphadenoma.
- Lymphadenitis** (*lim-fad-en-i'-tis*) [*lymphā*, lymph; *ἄδην*, gland; *τις*, inflammation]. Inflammation of a lymphatic gland. **L., Cutaneous**, mycosis fungoides. **L., Septic**, a form due to the presence of microorganisms. **L., Simple**, lymphadenitis due to irritation.
- Lymphadenoid** (*lim-fad'-en-oid*) [*lymphā*, lymph; *ἄδην*, gland; *εἶδος*, like]. Resembling, or of the nature of, a lymphatic gland.
- Lymphadenoma** (*lim-fad-en-e'-mah*) [*lymphā*, lymph; *ἀδηνόμα*, a glandular tumor; *pl., Lymphadenomata*]. Hodgkin's disease; Malignant lymphoma; Pseudo-leukemia; Anemic lymphatica; Adénie [Fr.]. A disease of the lymphatic structures of the body characterized by a hyperplasia, and often a new formation of lymphatic tissue in glands, spleen, and bone-marrow. The cervical glands are usually first involved. The blood, as a rule, presents the characters of anemia without increase in the number of white corpuscles. Pyrexia, often of a remittent type, is common. The disease occurs most frequently in males. The duration is from two to five years, and the disease results fatally. Occasionally lymphadenoma is converted into a true leukemia. **L., Hard**, a form characterized by indurated, firm, glandular swellings. **L., Leukemic**, when associated with leukemia. **L., Soft**, a form in which the enlarged lymphatic glands are soft.

Lymphadenosis (*lim-fad-eh-noh-sis*) [*lymph*, gland; *aden*, gland; *osis*]. General enlargement of lymphatic glands.

Lymphadermia, Cutaneous (*lim-fad-er-mee-ah*) [*lymph*, gland; *derma*, skin]. Synonym of *lymphadenoma*.

Lympheduct (*lim-fad-ek-t*) [*lymph*, gland; *duct*, tube]. A tube conveying lymph.

Lymphæmia (*lim-fay-mee-ah*) [*lymph*, gland; *hæmia*, blood]. A general enlargement of lymphatic glands.

Lymphagogue (*lim-fag-oh-gue*) [*lymph*, gland; *agogue*, to lead]. A substance which causes the flow of lymph.

Lymphaneurysma (*lim-fan-ey-ur-sma*) [*lymph*, gland; *aneurysma*, tumor]. A tumor caused by dilatation of a lymphatic vessel. **L.** Ganglionar, an enlarged lymphatic gland; *L.* dilatations of the lymphatic vessels. **L.** Sporadic, a localized form, occurring singly.

Lymphangectasia (*lim-fang-ek-tay-si-ah*) [*lymph*, gland; *angectasia*, enlargement]. Abnormal dilatation of the lymphatic vessels. See *Angiectasia*. **L.** Endemic, a form common in the tropics and generally due to malaria.

Lymphangiectodes (*lim-fang-ek-tod-es*). See *Lymphangiectoma*.

Lymphangiectasis (*lim-fang-ek-tay-sis*) [*lymph*, gland; *angiectasis*, pouring in]. Injection of the lymphatic vessels.

Lymphangiography (*lim-fang-ee-oh-graf-ee*) [*lymph*, gland; *angi*, vessel; *grapho*, to write]. A description of the lymphatics.

Lymphangiology (*lim-fang-ee-oh-logy*) [*lymph*, gland; *angi*, vessel; *logy*, treatise]. The anatomy, physiology, and pathology of the lymphatics.

Lymphangioma (*lim-fang-ee-oh-may*) [*lymph*, gland; *angioma*, tumor]. *pl.* *Lymphangiomata*. A localized or circumscribed condition or tumor of the lymphatic vessels. **L.** capillare varicosum. Synonym of *Lymphangioma cavernosum*. Synonym of *Lymphangioma circumscriptum*. *Lymphangioma cavernosum*, a very rare disease of the skin, consisting of dilated vessels, deeply situated in the dermis, with thick walls, and connected with the surface by small seats in the shoulders, trunk, and limbs. The disease gradually extends to other parts. Its cause is unknown. **L.** tuberosum multiplex, a very rare disease of the skin, consisting of papules or tubercles, the stems of which are in groups or clusters, but situated singly over the trunk. They dip into the dermis, and both feel and look like small tumors, and they are to be made up of dilated lymphatic vessels.

Lymphangiomyoma (*lim-fang-ee-oh-my-oh-may*). See *Lymphangioma*.

Lymphangion (*lim-fang-ee-oh-n*) [*lymph*, gland; *angion*, vessel]. A lymphatic vessel.

Lymphangiopyia (*lim-fang-ee-oh-pyee-ah*) [*lymph*, gland; *angi*, vessel; *pyia*, fever]. Fever due to or caused by the lymphatics.

Lymphangioscopy (*lim-fang-ee-oh-skoh-pee*) [*lymph*, gland; *angi*, vessel; *scopy*, to inspect]. Inspection of the lymphatics.

Lymphangiotomy (*lim-fang-ee-oh-to-mee*) [*lymph*, gland; *angi*, vessel; *tomia*, dissection]. Dissection of a lymphatic vessel.

Lymphangitis (*lim-fang-ee-oh-tyes*) [*lymph*, gland; *angitis*, inflammation]. Inflammation of a lymphatic vessel. **L.** Tubular, a form involving the walls of the lymphatic vessels.

duction of red lines on the skin. **L.** Wandering, a form occurring usually on the back of the hand, and due to frequent contact with putrefying tissues. It occurs in reticular patches connected by wavy lines.

Lymphangoncus (*lim-fan-jon-t'kus*) [*lymph*, lymph; *angi*, vessel; *oncus*, a tumor]. A firm swelling of the lymphatic vessels.

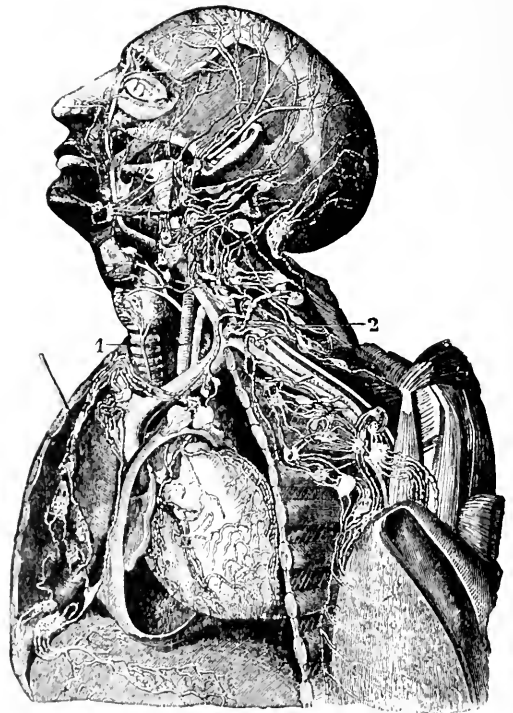
Lymphapostema (*lim-fap-os-t'mah*) [*lymph*, lymph; *apostema*, abscess; *pl.* *Lymphapostemata*]. A lymphatic abscess.

Lympharia (*lim-fal-re-ah*) [*lymph*, lymph]. A name proposed for lymphatic tissue.

Lymphate (*lim-fat*) [*lymph*, water]. Raving; frightened into madness.

Lymphatic (*lim-fat-ik*) [*lymphaticus*; *lymph*, lymph]. Pertaining to lymph; containing or characterized by lymph. **L.** Edema. See *Lymphedema*. **L.** Glands, the glands intercalated in the pathway of the lymphatic vessels, through which the lymph is filtered. **L.** Temperament. See *Temperament*. **L.** Vessels. See *Lymphatics*.

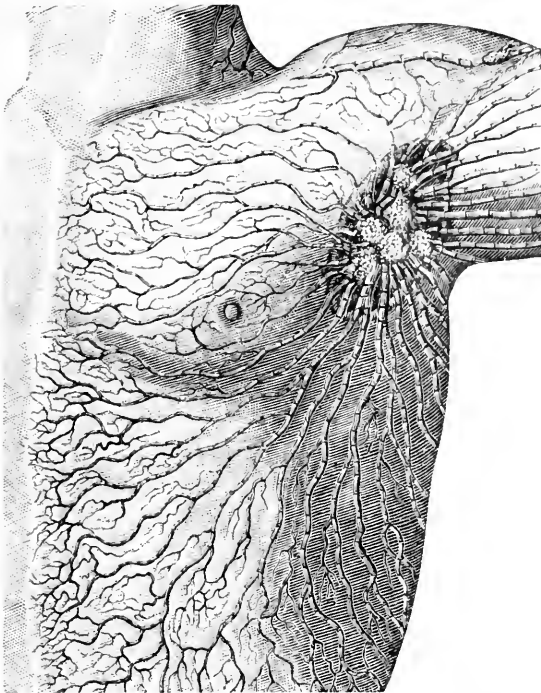
Lymphatico-sanguine (*lim-fat-ik-o-san't-grwin*) [*lymph*, lymph; *sanguis*, blood]. Both lymphatic and sanguine. See *Temperament*.



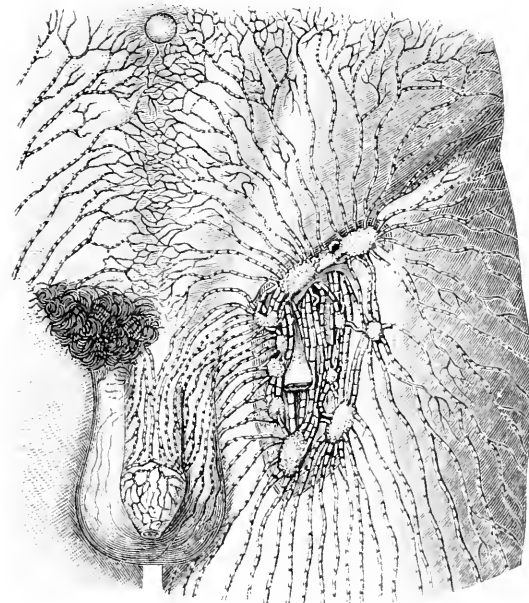
EFFERENT LYMPHATICS OF CERVICAL AND AXILLARY GLANDS.

1. Superior extremity of thoracic duct. 2. Its entrance at the junction of the internal jugular and left subclavian veins.

Lymphatics (*lim-fat-iks*) [*lymph*, lymph]. The lymphatic vessels, including capillaries, afferent and efferent vessels, and ducts or trunks; the lymph-vessels; capillary tubes extending to nearly every part of the body, from which they take up the lymph, forming the principal part of the absorbent system. *Afferent* or *inherent* lymphatics, those that convey lymph to the lymphatic glands; *efferent* lymphatics, those that conduct lymph from the glands.



LYMPHATIC GLANDS AND VESSELS OF THE CAVITY OF THE AXILLA.



LYMPHATIC GLANDS AND VESSELS OF THE INGUINAL REGION.

Lymphatism (*lim'-fat-izm*) [*lymphatismus*]. The lymphatic temperament; serofula.
Lymphatitis (*lim-fat-i'-tis*). See *Lymphangitis*.
Lymphatocele (*lim-fat'-o-sel'*) [*lymph*, lymph; *κίηη*, tumor]. A tumor composed of dilated lymph-vessels.
Lymphatology (*lim-fat-ol'-o-je*). See *Lymphology*.

Lymph-canicular (*limf'-kan-at-ik'-u-lar*) [*lymph*, lymph; *canaliculus*, small channel]. Pertaining to the ultimate channels of the lymphatic vessels.
Lymphedema (*lim-fe-de'-mah*) [*lymph*, lymph; *oedema*, edema]. Edema due to accumulation of lymph; serous edema.
Lympheduct (*limf'-fe-duk't*) [*lymph*, lymph; *ducere*, to lead]. A lymphatic vessel or duct.
Lymphemia (*lim-fe'-me-ah*) [*lymph*, lymph; *aima*, blood]. Leukemia characterized by pathologic processes in the lymphatic glands, which become hypertrophied; the kidney or liver sometimes presents what appears to be an element composed of lymphatic tissues.
Lymphenteritis (*lim-fen-ter-i'-tis*) [*lymph*, lymph; *εἰτερον*, bowels; *τις*, inflammation]. Inflammation of the bowels attended with serous infiltration. 2. Inflammation of the serous coat of the intestine; peritonitis.
Lymph hepatitis (*limf-hep-at-i'-tis*) [*lymph*, lymph; *ήπαρ*, liver; *τις*, inflammation]. Inflammation of the peritoneal coat of the liver.
Lymphneurysma (*lim-fu-riz'-mah*). See *Lymphaneurysma*.
Lymphexosmosis (*lim-foks-os-mo'-sis*) [*lymph*, lymph; *εξ*, out; *ωσμός*, thrust]. Exosmosis of lymph; passage of lymph outward, through the coats of the lymph-vessels.
Lymphitis (*lim-fl'-tis*). See *Lymphangitis*.
Lymphoblast (*lim'-fo-blast*) [*lymph*, lymph; *βίστος*, germ]. Any cell with a nutritive function.
Lymphocele (*lim'-fo-sel'*) [*lymph*, lymph; *κίηη*, tumor]. A tumor containing an abnormal collection or quantity of lymph.
Lymphocyte (*lim'-fo-sit*) [*lymph*, lymph; *κύτος*, a cell]. 1. A lymph-cell. 2. One of Ehrlich's classes of leukocytes, comprising those small cells having large nuclei and a very small amount of protoplasm. See *Leukocyte*.
Lymphocythemia (*lim-fo-si-the'-me-ah*) [*lymph*, lymph; *κύτος*, cell; *aima*, blood]. A condition of the blood in which the lymphocytes are increased.
Lymphodermia (*lim-fo-der'-me-ah*) [*lymph*, lymph; *δέρμα*, skin]. An affection of the lymphatics of the skin. **L. perniciosa**, a certain form of *Mycosis*, or fungoid granuloma.
Lymphoduct (*limf'-fo-duk't*). See *Lympheduct*.
Lympho-gastritis (*lim-fo-gas-trit'-tis*) [*lymph*, lymph; *γαστήρ*, stomach; *τις*, inflammation]. Lymphatic gastritis.
Lymphogenous (*lim-foj'-en-us*) [*lymph*, lymph; *γεννᾶν*, to beget]. Producing lymph.
Lymphoid (*lim'-foid*) [*lymph*, lymph; *ὅμοσ*, like]. Having the appearance or character of lymph.
Lymphology (*lim-fol'-o-je*) [*lymph*, lymph; *λόγος*, science]. The study of the anatomy and physiology of the lymphatic system.
Lymphoma (*lim-fol'-mah*) [*lymph*, lymph; *ῥῆμα*, tumor; *πλ.*, *Lymphomata*]. A lymph-tumor; also, lymphadenoma. The term includes formations not strictly tumors but hyperplasias of the tissues proper to lymphatic glands. **L.**, **Heteroplastic**. Synonym of *Lymphadenoma*. **L.**, **Leukemic**. See *Lymphadenoma*, *Leukemic*. **L.**, **Malignant**. Synonym of *Lymphadenoma*. **L.**, **Scrofulous**, tuberculous enlargement of lymphatic glands. **L.**, **Typhoid**, the formation of small lymphatic masses in the intestinal peritoneum and in the liver and kidneys in typhoid fever.
Lymphomatous (*lim-fol'-mat-us*) [*lymph*, lymph; *ῥῆμα*, tumor]. Of the nature of, affected with, or relating to, lymphoma.

Lymphoncus (*lym'fon-ku's*) [*lym'fon*, lymph; *ku's*, cuniculus]. A hard lymphatic swelling. **L. iridis**, *Sclerema*.

Lympho-nephritis (*lym'fo-nef'it-iss*) [*lym'fon*, lymph; *nephr*, *itis*, inflammation]. Inflammation of the suprarenal gland.

Lymphopathy (*lym'fo-pa'th-ee*) [*lym'fon*, lymph; *pa'th*, *ee*, disease]. Any disease of the lymphatics.

Lympho-peritonitis (*lym'fo-per'i-ton-ee'tis*) [*lym'fon*, lymph; *periton*, peritonitis; *ee'tis*, inflammation]. Inflammation of the peritoneum.

Lymphopyta (*lym'fo-py'ta*) See *Lymphocytosis*.

Lymphorrhagia (*lym'fo-rro'ha-ee*) [*lym'fon*, lymph; *rro'ha*, hemorrhage]. An emission or flow of lymph.

Lymphorrhea (*lym'fo-rro'ee*) [*lym'fon*; *rro'ee*, a running]. A running of lymph from a wound, interstices, etc.

Lympho-sarcoma (*lym'fo-sar'ko-ma*) [*lym'fon*, lymph; *sar'ko-ma*, sarcoma]. A sarcoma arising from lymphatics, or having some of the structural characteristics of lymphatics, also, a sarcoma seated in a lymphatic gland. **L. thymicum**, *Thymoma*, a sarcoma arising in a persistent thymus gland, and characterized by metastasis to various parts of the body.

Lympho-sarcomatosis (*lym'fo-sar'ko-mat-ee'sis*) [*lym'fon*, lymph; *sar'ko-ma*, sarcoma; *ee'sis*, condition]. A condition of the body caused by the development of lympho-sarcoma, also, the process of such development.

Lymphosis (*lym'fo-sis*) [*lym'fon*, lymph]. The elaboration of lymph.

Lymphostasis (*lym'fo-sta'sis*) [*lym'fon*, lymph; *sta'sis*, stasis]. Stasis or stoppage of the flow of lymph.

Lymphotomy (*lym'fo-to-m-ee*) See *Lymphangiectomy*.

Lymphorrhoea (*lym'fo-rro'ee*) [*lym'fon*, lymph; *rro'ee*, a running]. A serous or watery discharge from a wound.

Lymphuria (*lym'fo-ry'ee*) [*lym'fon*, lymph; *ry'ee*, urine]. A condition in which the urine spontaneously contains fat, as it does in chyluria.

Lynx (*lin'ks*) [*lynx*, a lynx]. Hiccough; violent cough.

Lyon's Apparatus. See *Urea* and *Disinfection*.

Lions Blue. Same as *Opuntia blue*.

Lypemania (*lyp'e-ma'nee-ah*) [*lyp'ee*, sadness; *man-ia*, mania]. A form of dementia accompanied by depression and refusal to take food.

Lypophrenia (*lyp'o-fre'nee-ah*) [*lyp'ee*, distress; *phre'nee-ah*, mania]. Melancholia.

Lypothymia (*lyp'o-thim'ee-ah*) [*lyp'ee*, sadness; *thym-ee*, depression]. A condition not to be confounded with *Lypemania*.

Lyra (*ly'ra*) [*lyra*, a lyre]. A lyre. **L. of Fornix**, *Clitoris*, a longitudinal, transverse, and oblique lines on the outer surface of the fornix, the arrangement of which bears a fanciful resemblance to a harp. **L. of**

Uterus, the uterine arbor vitae. **L. of Vagina**, the vaginal rugae.

Lyrate (*ly'rat*) [*lyra*, a lyre]. In biology, lyre-shaped.

Lysemia (*ly-se'me-ah*) [*lysis*, solution; *aima*, blood]. A dissolution of the blood, or a losing of the integral parts of it.

Lysigenetic (*ly-sij-en-ee'tik*). Same as *Lysigenous*.

Lysigenic (*ly-sij-en-ee'tik*). Same as *Lysigenous*.

Lysigenous (*ly-sij-en-ee-us*) [*lysis*, a setting free; *γενής*, born, produced]. In biology, a term applied to intercellular spaces formed by the breaking down of contiguous cells. Cf. *Schizogenic*.

Lysimachia (*ly-sim'-a-ke-ah*) [*lysis*, a loosing; *μάχη*, battle]. A genus of primulaceous plants of many species. **L. nemorum**, **L. nummularia**, **L. vulgaris**, of Europe, and **L. quadrifolia**, and other N. American species are used in domestic medicine. Unof.

Lysinosis (*ly-sin-ee'sis*) [*lysis*, *lysein*, to loose (a raveling or shred)]. Hertz's term for a disease of the lungs due to the inhalation of cotton-fibers.

Lysiplasta (*ly-sip-las'tah*) [*lysis*, a loosing; *πλάσσειν*, to mould]. Diseased states marked by excessive secretion.

Lysis (*ly'sis*) [*lysis*, *lysein*, to loose]. A term somewhat loosely used, but now applied to the gradual decline of a disease, especially a fever.

Lysol (*ly'sol*). A saponified phenol derived from cresols by the action of nascent soap. It is an excellent disinfectant in from one to three per cent. solutions, and has been used in dermatology and gynecology. Unof.

Lyssa (*ly'sah*) [*lyssa*, madness]. 1. A synonym of *Hydrophobia* or *Rabies*. 2. Mania or madness.

Lyssic (*ly's-ik*) [*lyssa*, madness]. Pertaining to rabies; due to rabies.

Lyssin (*ly's-in*) [*lyssa*, madness]. The specific virus or germ of hydrophobia.

Lyssodegma (*ly-s-o-deg'-mah*). Synonym of *Lyssodexis*.

Lyssodexis (*ly-s-o-deks'-is*) [*lyssa*, madness; *δάκνειν*, to bite]. The bite of a rabid dog.

Lyssoid (*ly's-oid*) [*lyssa*, rabies; *είδος*, like]. Resembling rabies; resembling madness.


Lyssophobia (*ly-s-fof'-be-ah*) [*lyssa*, madness; *φόβος*, fear]. Morbid dread of rabies; pseudo-hydrophobia.

Lyterian (*ly-te'-re-an*) [*lyterios*, loosing]. Indicative of a lysis, or of a favorable crisis, terminating an attack of disease.

Lythrum (*lyth'-rum*) [*lythron*, bloody defilement]. A genus of lythraceous plants. **L. salicaria**, or willow-herb, is used as an astringent in leukorrhoea, diarrhea, and hemorrhage from the lungs. Unof.

Lytic (*lyt'-ik*) [*lyticus*, *lytikós*]. Relating to a lysis, or to a solution.

Lytta (*lyt'-ah*). 1. Synonym of *Hydrophobia*. 2. A long, median, pointed, fibrous or cartilaginous process (*glossohyal*) in the tongue of carnivora. It is the "worm" of the dog's tongue, commonly held to be a parasite and often extracted by fanciers. **L. vesicatoria**. See *Cantharis*. **L. vittata**, the potato-fly, containing one per cent. or more of cantharidin.









UC SOUTHERN REGIONAL LIBRARY



AA 000 221 293 4

