

ILLUSTRATIONS

OF

INDIAN ZOOLOGY;

CHIEFLY SELECTED FROM THE COLLECTION

OF

MAJOR-GENERAL HARDWICKE, F.R.S.,

L.S., M.R.A.S., M.R.L.A., &c., &c.

BY

JOHN EDWARD GRAY, F.R.S.,

F.G.S., F.Z.S., M.R.G.S.,

CORRESPONDING MEMBER OF THE ACADEMY OF NATURAL SCIENCES, AND MACLURIAN LYCEUM OF PHILADELPHIA, HONORARY
MEMBER OF THE NATURAL HISTORY SOCIETY OF PARIS, AND OF THE IMPERIAL SOCIETY OF THE OBSERVERS OF
NATURE AT MOSCOW, AND OF THE NATURAL HISTORY SOCIETY OF NEWCASTLE-UPON TYNE, &c. &c.

VOL. II.



LONDON:

PUBLISHED BY ADOLPHUS RICHTER AND CO., SOHO SQUARE, AND PARBURY, ALLEN AND CO., 7, LEADENHALL STREET.

MDCCCXXXIII---MDCCCXXXIV.

DIRECTIONS FOR ARRANGING THE PLATES,

OF THE

NUMBERS XI. to XX.

MAMMALIA.

- | | |
|---|--|
| 1. Raccoon-faced Dog. <i>Canis procyonoides</i> . | 13. Pennant's Paradoxurus. <i>Paradoxurus Pennanti</i> . |
| 2. Bengal Fox. <i>Canis Bengalensis</i> , Shaw. | 14. Indian Crested Porcupine. <i>Hystrix cristata</i> , var. <i>Indica</i> . |
| 3. Doab Fox. <i>Canis rufescens</i> . | 15. Tufted-tailed Porcupine. <i>Hystrix fusciculata</i> . |
| 4. Viverrine Cat. <i>Felis Viverrinus</i> , Bennet. | 16. Chinese Bamboo Rat. <i>Rhizomys Sinensis</i> . |
| 5. Indian Zibeth. <i>Viverra Zibetta</i> , Linn. | 17. Brilliant Flying Squirrel. <i>Pteromys rotundus</i> . |
| 6. Pale Genet. <i>Viverra pallida</i> . | 18. White bellied Flying Squirrel. <i>Pteromys albiventer</i> . |
| 7. Cross's Paradoxurus. <i>Paradoxurus Crossii</i> . | 19. Large tailed Squirrel. <i>Sciurus macrourus</i> . |
| 8. Pallas's Paradoxurus. <i>Paradoxurus Pallasii</i> . | 20. Chinese Hare. <i>Lepus Sinensis</i> . |
| 9. Prehensile Paradoxurus. <i>Paradoxurus prehensilis</i> . | 21. Bengal Field Rat. <i>Arvicola Bengalensis</i> . |
| 10. Dr. Hamilton's Paradoxurus. <i>Paradoxurus Hamiltonii</i> . | 22. Short tailed Manis. <i>Manis brachypura</i> . |
| 11. Masked Paradoxurus. <i>Paradoxurus (Viverra) Larvatus</i> . | 23. Indian Dugong. <i>Halicornia Dugong</i> . |
| 12. Bondar Paradoxurus. <i>Paradoxurus Bondar</i> . | 24. Gangetic Platanista. <i>Platanista Gangetica</i> . |

BIRDS.

- | | | | |
|--|--|--|--|
| <i>Raptorial.</i> | | <i>Gallinaceous.</i> | |
| ✓ 25. Cherrug Falcon. <i>Falco cherrug</i> . | | 42. Fig. 1. Hardwicke's Polyplectron. <i>Polyplectron Hardwickii</i> . | |
| ✓ 26. Jagger Falcon. <i>Falco Jagger</i> . | | Fig. 2. Bay Many Spurred Francolin. <i>Plectophora (Francolinus) spadiceus</i> . | |
| ✓ 27. Brown Eagle. <i>Aquila fusca</i> . | | 43. Fig. 1. Lady North's Polyplectron. <i>Plectophora (Polyplectron) Northii</i> . | |
| ✓ 28. Golden Eagle. <i>Aquila imperialis</i> . | | Fig. 2. Dotted Partridge. <i>Perdix punctulata</i> . | |
| ✓ 29. Tawny Eagle. <i>Aquila fulvescens</i> . | | 44. Fig. 1. Lerwa Partridge. <i>Perdix Lerwa</i> , Hodg. | |
| ✓ 30. Teesa Buzzard. <i>Buteo Teesa</i> . | | Fig. 2. Red Billed Quail. <i>Coturnix erythrorhyncha</i> , Sykes. | |
| ✓ 31. Shielded Legged Horned Owl. <i>Strix Hardwickii</i> . | | 45. Fig. 1. Ferruginous Cryptonyx. <i>Cryptonyx ferrugineus</i> , Vigors. | |
| <i>Perching.</i> | | Fig. 2. Long Billed Francolin. <i>Francolinus longirostris</i> , Temm. | |
| 32. Lahora Butcher Bird. <i>Lanius Lahora</i> . | | Fig. 3. Pental Quail. <i>Coturnix Pentah</i> , Sykes. | |
| 33. Fig. 1, 2. Keroula Shrike. <i>Keroula Indica</i> , ♀, ♂. | | 46. Nigell's Pheasant Grouse. <i>Tetrao gallus Nigellii</i> . | |
| Fig. 3. Great Indian Shrike. <i>Lanius Barra</i> . | | <i>Falcing.</i> | |
| 34. Fig. 1. Slender billed Cuckoo. <i>Cuculus tenuirostris</i> . | | 47. Macqueen's Bustard. <i>Otis Macqueenii</i> . | |
| Fig. 2. Brow Cuckoo. <i>Cuculus Lathamii</i> . | | 48. Marone Backed Heron. <i>Ardea Grayii</i> , Sykes. | |
| 35. Fig. 1. Black-headed Brachypus. <i>Brachypus melanocephalus</i> . | | 49. Fig. 1. Pure White Heron. <i>Ardea modesta</i> . | |
| Fig. 2. Short Tailed Pitta. <i>Pitta brachypura</i> . | | Fig. 2. Black Billed Heron. <i>Ardea nigrirostris</i> . | |
| Fig. 3. White Cheeked Brachypus. <i>Brachypus leucogenis</i> . | | 50. Black Sided Sandpiper. <i>Chauvabrius Wagleri</i> . | |
| 36. Fig. 1. Pale Eared Jay. <i>Garrulus albifrons</i> . | | 51. Fig. 1. White Tailed Sandpiper. <i>Totanus leucurus</i> . | |
| Fig. 2. Large Billed Crow. <i>Corvus macrorhynchos</i> . | | Fig. 2. Allied Sandpiper. <i>Totanus affinis</i> . | |
| <i>Gallinaceous.</i> | | Fig. 3. Cawnpore Snipe. <i>Totanus Lathamii</i> . | |
| 37. Chinese Tipped Pigeon. <i>Columba Goulthii</i> . | | 52. Fig. 1. Indian Sandpiper. <i>Totanus Indicus</i> . | |
| 38. Fig. 1. Rufous Tailed Crested Pheasant. <i>Euplocomus erythrothaimus</i> , Gray. | | Fig. 2. Bhegondie Snipe. <i>Limosa Hardwickii</i> . | |
| Fig. 2. Silver Crested Pheasant. <i>Euplocomus Nycthemerus</i> , Gray. | | 53. Ash Head Snipe. <i>Totanus fuscus</i> . | |
| 39. Fire Backed Crested Pheasant. <i>Euplocomus ignitus</i> , ♀. | | 54. Fig. 1. Horsfield's Snipe. <i>Scelopax Horsfieldii</i> . | |
| 40. Nepal Horned Pheasant. <i>Satyra Nepalensis</i> , ♀. | | Fig. 2. Indian Sandpiper. | |
| 41. Fig. 1. Chinese Ring Necked Pheasant. <i>Phasianus torquatus</i> . | | Fig. 3. | |
| Fig. 2. Golden Pheasant. <i>Chrysolophus pictus</i> . | | 55. Chinese Parra. <i>Parra Sinensis</i> . | |
| | | <i>Web-footed.</i> | |
| | | 56. Pigmy Cormorant. <i>Carbo pigmeus</i> . | |

REPTILES.

- | | |
|--|--|
| 57. Fig. 1. Flat Backed Terrapin. <i>Emys platy notia</i> . | Fig. 2. Stoddard's Unicorn Lizard. <i>Ceratophora Stoddardi</i> . |
| Fig. 2. Spinose Land Terrapin. <i>Glyptostemys spinosa</i> . | 59. Short Pouched Dragon. <i>Draco abbreviata</i> . |
| 58. Toothed Terrapin. <i>Emys dentata</i> . | 60. Five Banded Dragon. <i>Urolophus quinque-fasciata</i> . |
| 59. Batagur Terrapin. <i>Emys Batagur</i> . | 61. Hardwicke's Uromastix. <i>Uromastix Hardwickii</i> . |
| 60. Dhonoka Terrapin. <i>Emys Dhonokata</i> . | 62. Bell's Uromastix. <i>Uromastix Bellii</i> . |
| 61. Three Banded Box Terrapin. <i>Cistuda trifasciata</i> . | 63. Tubercled Agama. <i>Agama tuberculata</i> . |
| Chinese Large Headed Terrapin. <i>Plasternon megalephalus</i> . | 64. Beautiful Cyrtodactylus. <i>Cyrtodactylus pulchellus</i> . |
| 62. Valvular Trionyx. <i>Trionyx (Trionyx) punctata</i> . | 65. Fig. 1. Red Bellied Tiliqua. <i>Tiliqua rubriventris</i> . |
| 63. Valvular Trionyx, (adult.) <i>Trionyx punctata</i> , (Trionyx granosus.) | Fig. 2. Beautiful Tiliqua. <i>Tiliqua pulchra</i> . |
| 64. Javan Trionyx. <i>Trionyx Javanicus</i> . | 66. Three Streaked Tiliqua. <i>Tiliqua trilineata</i> . |
| 65. Huron Trionyx. <i>Trionyx Huron</i> . | 67. Cobra Capella, No. 1. <i>Naja tripulchans</i> . |
| 66. Fig. 1. Yellow Monitor. <i>Monitor flavescens</i> . | 68. Banded Cobra Capella. <i>Naja tripulchans</i> , var. <i>fasciata</i> . |
| 67. Fig. 1. Margaret's Eye Headed Lizard. <i>Lepidochelys marginata</i> . | 69. Black Cobra Capella. <i>Naja tripulchans</i> , var. <i>nigra</i> . |
| | 70. Fig. 1. Spotted Bellied Snake. <i>Coluber ventrio maculatus</i> . |
| | Fig. 2. Bell's Tree Snake. <i>Achrotia Bellii</i> . |

(V 62... 21)
[1870... 65]

REPTILES.

81. Lined Tailed Tree Snake. *Ahoruba caudolunata*.
 82. Fig. 1. Bengal Snake. *Coluber Bengulensis*.
 Fig. 2. Lozenge Snake. *Coluber retanquibus*.
 83. Fig. 1. Gocool Dipsas. *Dipsas Gocool*.
 Fig. 2. Black Headed Lycodon. *Lycodon melanoccephalus*.
 84. Fig. 1. Side Streaked Tree Snake. *Dendrophis lateralis*.
 Fig. 2. Reddish Dipas. *Dipsas rubescens*.
 85. Fig. 1. Lined backed Elaps. *Elaps dorsalis*.
 Fig. 2. Chain Spotted Lycodon. *Lycodon catenatus*.
 86. Fig. 1. Slender Calliophis. *Calliophis gracilis*.
 Fig. 2. Lined Maticora. *Maticora lineata*.
 Fig. 3. White Bellied Changulia. *Changulia albiventer*.
 87. Fig. 1. Penang Hypserina. *Hypserina Hardwickii*.
 Fig. 2. Hardwicke's Short Sea Snake. *Lapemis Hardwickii*.

FISHES.


88. Fig. 1. Three Banded Pterapon. *Pterapon trivittatus*.
 Fig. 2. Clouded Bedula. *Bedula nebulosus*.
 Fig. 3. Dr. Hamilton's Bedula. *Bedula Hamiltonii*.
 89. Fig. 1. Spinose Gilled Anabas. *Anabas spinosus*.
 Fig. 2. Two Spotted Coius. *Coius binotatus*.
 Fig. 3. Spotted Sciaena. *Sciaena maculata*.
 90. Fig. 1. Bearded Anaora. *Anaora tentaculata*.
 Fig. 2. Cuvier's Pelors. *Pelors Cuvieri*.
 Fig. 3. Forked Spined Dragonette. *Callionimus serrato-*
spincus.
 91. Fig. 1. Indian Herring. *Clupea Indica*.
 Fig. 2. High Backed Bristle Herring. *Chatoessus altus*.
 Fig. 3, 4. Motius Herring. *Clupea Motius*.
 Fig. 5, 6. Champil Herring. *Clupea Champil*.
 Fig. 7, 8. Dr. Hamilton's Corica. *Corica Soborni*.
 92. Fig. 1. Finless Ramcarata. *Apterygia Ramcarata*.
 Fig. 2. Chapra Shad. *Alosa Chapra*.
 Fig. 3. Dr. Hamilton's Long Jawed Herring. *Thrissa Hamil-*
tonii.
 93. Fig. 1. Armed Hair-tail. *Trichurus armatus*.
 Fig. 2. Chacca Flathead. *Platycephalus Chacca*.
 Fig. 3. Indian Cheilodipterus. *Cheilodipterus Batis*.
 94. Fig. 1. Chinese Plaice. *Platessa Chinensis*.
 Fig. 2. Dr. Russell's Plaice. *Platessa Russellii*.
 Fig. 3. Short lined Finless Sole. *Plagosia abbreviata*.
 95. Fig. 1. Morar Carp. *Cyprinus Morar*.
 Fig. 2. Cora Carp. *Cyprinus Cora*.
 96. Fig. 1. Dr. Hamilton's Tor Carp. *Tor Hamiltonii*.
 Fig. 2. Alpar Carp. *Chela Alpar*.
 Fig. 3. Elanga Carp. *Bengana Elanga*.
 97. Falcated Rock Carp. *Cyprinus (Bengana) falcata*.
 98. Fig. 1. Spine Sided Monacanthus. *Monacanthus (Amanses)*
Histrix. Burton.
 Fig. 2. Many Spined Coffin Fish. *Ostracion (Acerana) auritus*.
 Fig. 3, 4. Dotted Girella. *Girella punctata*.
 Fig. 5. Chinese Sturgeon. *Acipenser Chinensis*.
 99. Armed Rhinobates. *Rhinobatis armatus*.
 100. Russell's Sting Ray. *Trygon Russellii*.
 101. Spotted Sting Ray. *Myliobatis maculatus*.
 102. Fig. 1. Hardwick's One Finned Torpedo. *Temera Hardwickii*.
 Fig. 2. Teeth of the Chinese Ray. *Rhina Anchylostomus*.

N.B. The last Numbers containing 22 Plates, there are 102 Plates in the Second Volume.

In some of the copies a few of the names on the Plates are incorrectly printed, but these are corrected in this List, as in Plates 4, 7, 5, 35, 50, 56, 63, 64, 82, 83, 91.

BRITISH MUSEUM.


1st Jan. 1835.



CANIS (Vulpes) BENGALIS CANIS KORREI SHES. BENGAL. F.D.W.

UPPER PRIFESCIENS or DOAR FOX F. M.
Doubt.





CHEETAH CAT. FROM THE ZOOLOGICAL MUSEUM, HOUSON



PLATE 10. *Viverra zibethica*. *VIVERRA ZIBETHICA*. *Viverra Pudulata* Gray

From a drawing which, unfortunately, was not drawn by the artist, but by the artist's son.

Printed by G. & C. Smith



VIVERRA PALLIDA

1/2 Nat length China



Handwritten text, possibly a name or reference number.

Handwritten text, possibly a name or reference number.

PLATE 10. THE CIVET CAT (CIVETUS ZIBETHA) IN THE ACT OF STRETCHING ITS BODY.

Fig. 1. Natural length. India.



W. H. B. & Co. Lith. N.Y.

PLATE 50. CIVET CAT, *Felis sica*, L. (CIVET). INDIA.

From the list in the Zoological Society's Gardens presented by Buchanan Esq.

Tail partly deficient.





From Dr. Buchanan's *Illustrations of the Fauna of India*, 1822. In the Library of the India House.



PLATE I. CIVET.

From the living Animal in the Surrey Zoological Gardens.



W. J. S. P. 1871. CIVET.











PLATE 106

HYSTRIX CRISTATUS, MEXICO. (P. DE MEYER)

From the collection of the Smithsonian Institution



BEAVER, *CASTOR CANADENSIS*. LIFE SIZE. PORCELAINE.

From the collection of the
Museum of Natural History, New York

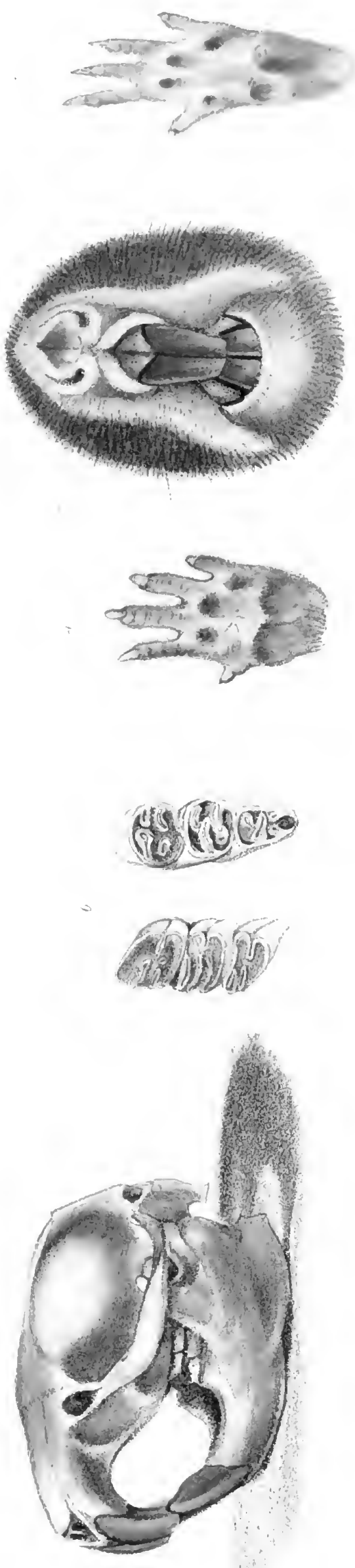


Fig. 1. *Peromyscus* of the Nature of *S. c. b. Virginia* of







FROM THE "A. PLYMOUTH (Gray) OF THE BOSTON SOCIETY OF NATURAL HISTORY."





THE COMMON RABBIT, *Lepus europaeus*, WITH ITS FOOD. — Gray

China. J.B. Rice. British Museum.





Mus mus

Mus mus

Mus mus



PHOTOGRAPH BY MR. J. H. B. FROM MR. H. S. P. P. C. H. Y. U. R. A.
Roughly Hill Doab India. 1779

Published by the Government of India, Delhi.




117

Hallicora dugong

INDIAN DUGONG. HALICORA DUGONG F. Cuv.

Hallicora dugong






PLATANISTIPA GANGETICA - GANGETIC PLATANISTIPA.

Drawn by Mitchell Jones












1. Male 2. Female. *Falco* sp.



ALYTO A. C. L. BROWN B. 1811












Figure 204a Red



Bubo virginianus (Great Horned Owl) - Illustration by [unintelligible]






Tijera's Flycatcher

Painted by George Sill

TIJERA'S FLYCATCHER. LAHTORA FLYCATCHER BIRD.



1. KEROULA SHRIKE (Lohi male) KEROULA INDICA ♂
 2. KEROULA SHRIKE (Female) KEROULA INDICA ♀
 3. GREAT INDIAN SHRIKE. LANIUS BURRA






PLATE 1

1. *Accipiter cooperii* (Cooper's Hawk) - Male, adult, in plumage of the year.


2. *Accipiter cooperii* (Cooper's Hawk) - Female, adult, in plumage of the year.



From a sketch by Mr. [unreadable]

1. BLACK-NECKED GRACKLE (C. MELANOCAPILLA) 2. SHORT-TAILED T. (T. [unreadable])
 3. WHITE-CHEEKED GRACKLE (C. [unreadable])








Fregata aquila (Linn.)

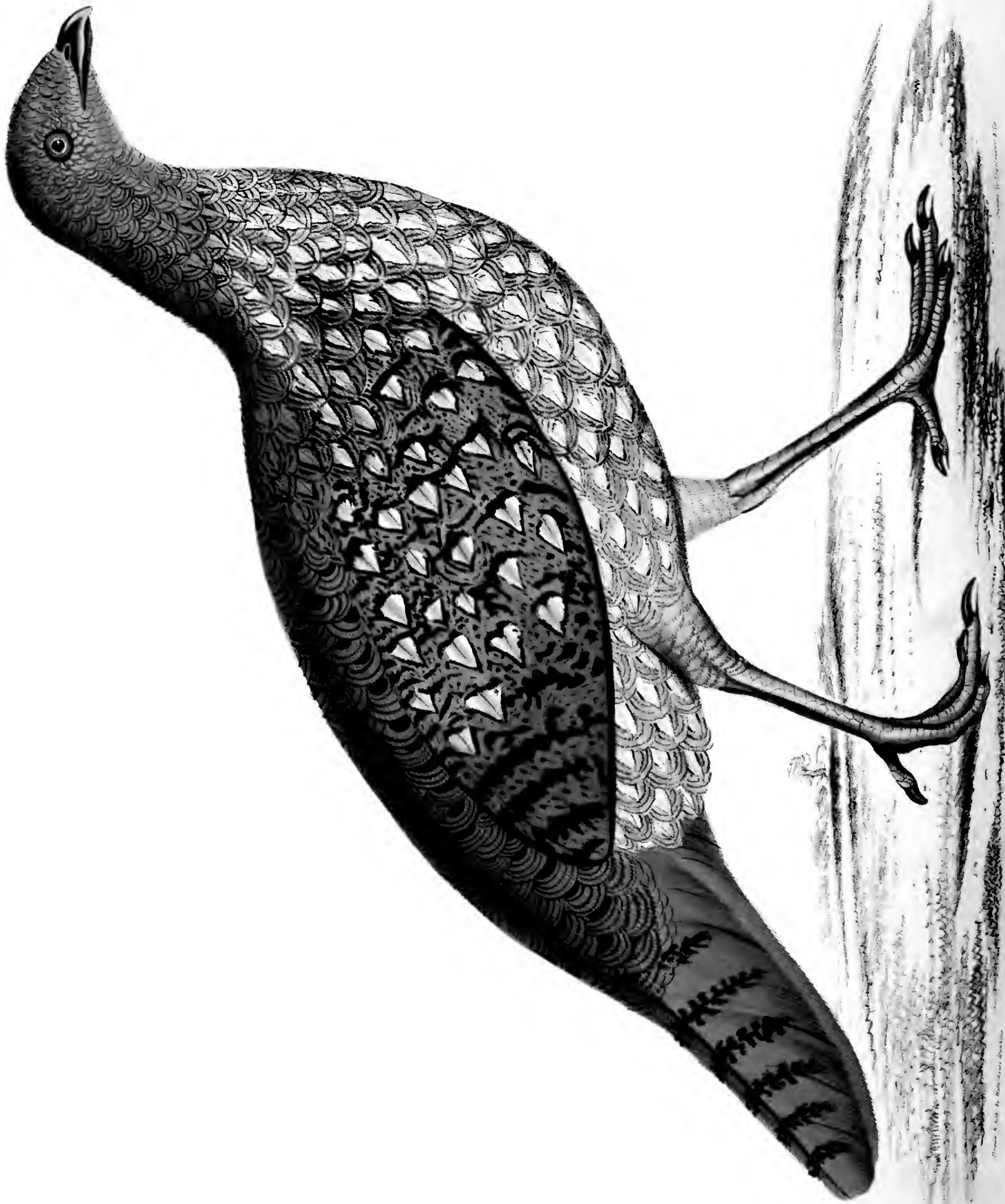




Quail (or similar bird species) - Plate 12, Figure 1. The illustration shows the bird in its natural posture, with the head turned to the left. The detailed view of the head and neck in the upper right corner highlights the bird's distinctive features, including its beak and crest. The ground is depicted with simple, textured lines, suggesting a natural habitat.



FIFE BACKED CRESTED CURASSOW





Phasianus versicolor Temmin
The male is shown in the male plumage, and the female in the female plumage.
(Gray)





China. Part. Mus.

Kolow. Two of the Mithras. Part. Mus.


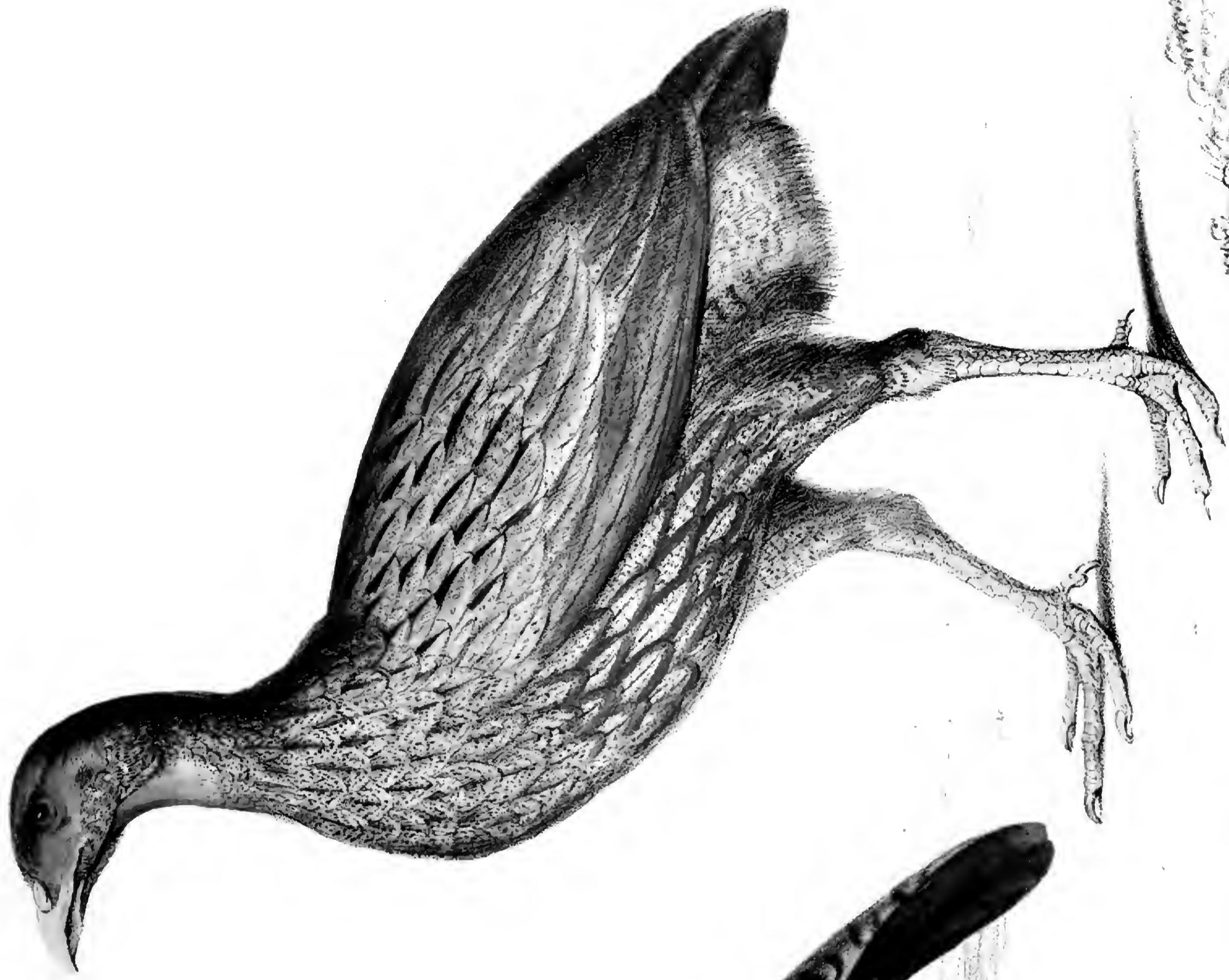


PLATE 10. THE GREBE. 1. THE ADULT. 2. THE CHICK. DRAWN BY J. G. LEITCH. ENGRAVED BY J. G. LEITCH.






Illustration by J. A. Hodgson and J. A. Sykes.



Vigors

Temm

Forst


Sykes

Sturnella

Bochkov








Himantopus mexicanus — British Museum

SCULPT. BY

Gray.





S. KOS.





White Heron, *Ardea herodias* Linn. (Gray)
The illustration is a reproduction of a drawing by J. Aud. Size.



PLATE 117. [1875 M.]
Illustration of the [1875 M.]
[1875 M.] [1875 M.] [1875 M.]
[1875 M.] [1875 M.] [1875 M.]
[1875 M.] [1875 M.] [1875 M.]

117






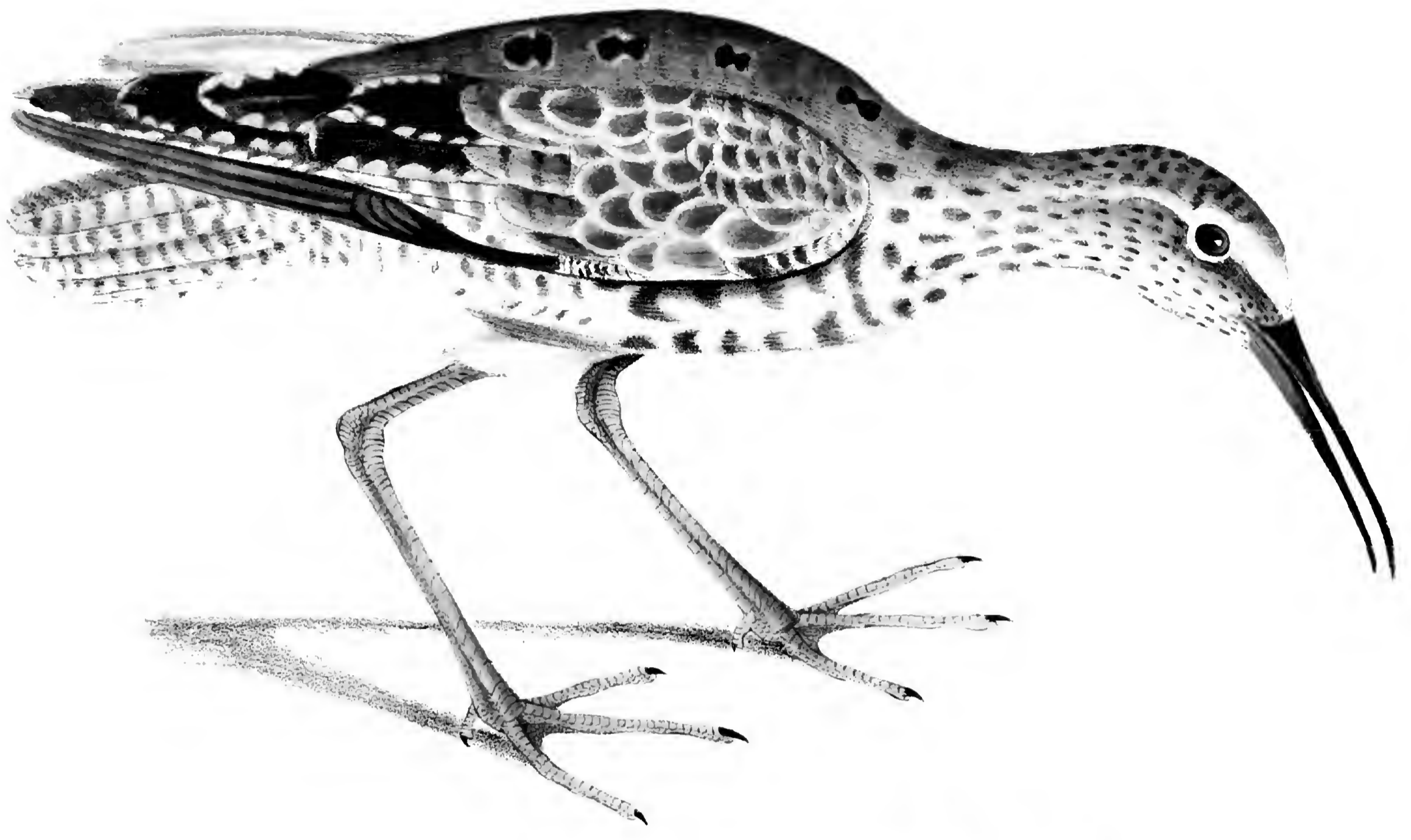




Larus argentatus (Linn.)

Illustration by [unclear]

PLATE 100
THE BIRD











Plate 1. 1. Adult. 2. Young. 3. Chicken just hatched.



PLATE 1. THE DUCK.

47. 59



Fig. 59. *Testudo* *Sumatra*. Adult.

41

1. *Sachiana lineata*
2. *Cyrenys dentata*



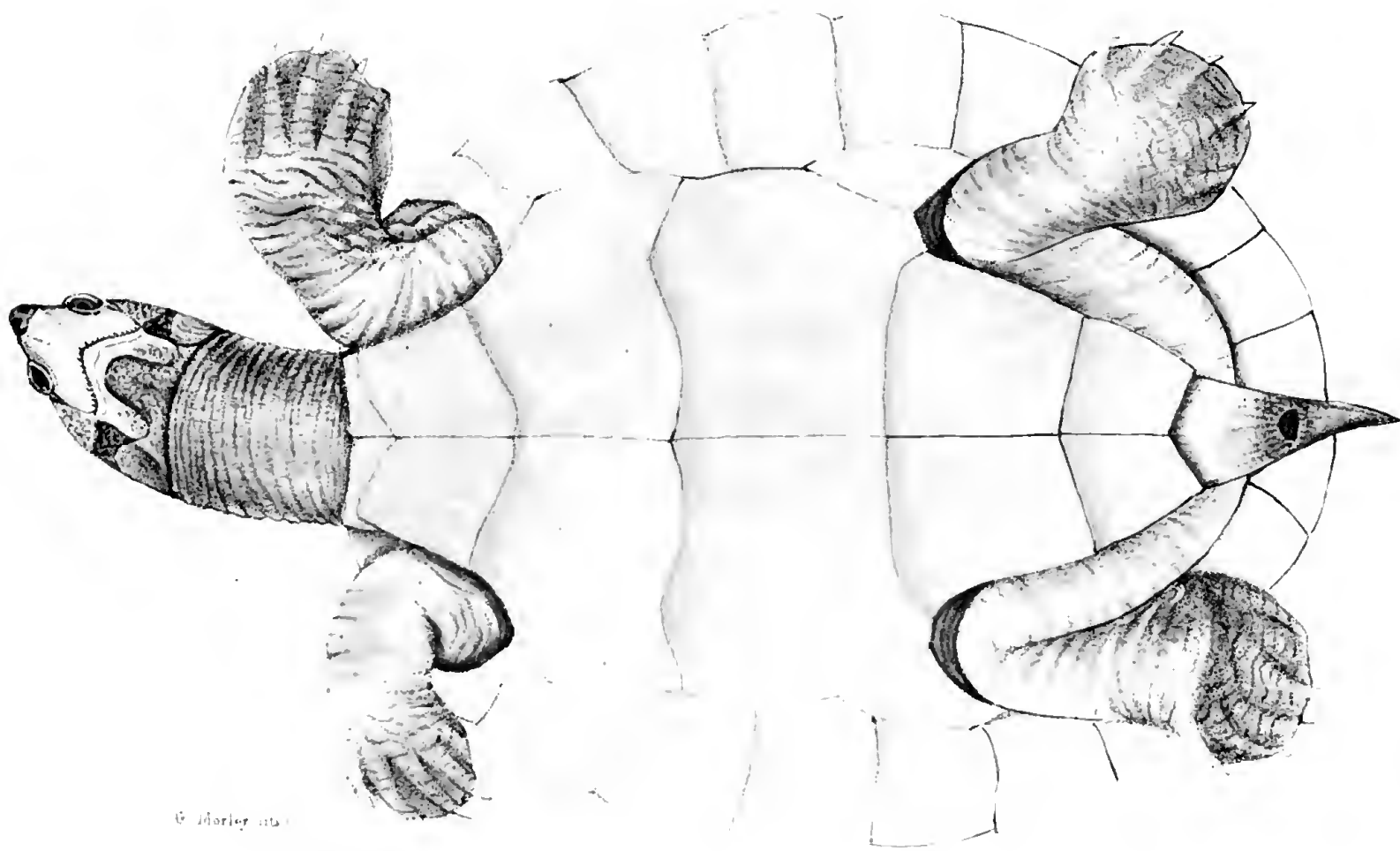






Fig. 1. *Sachiana lineata*. 2. *Cyrenys dentata*.
c. h. head and neck of *Cyrenys dentata*.



G. Morley del.



BACAGUA TERRAPIN & EMYS BATAVICA II
From Dr. Boissac's "Recherches sur les Reptiles"

Illustration by Richard Owen, London, 1845



DHONGOKA TERIKAPIA, RINTS EHLONGOKA, D. INDIA
 From Dr Buchanan-Harvey's Drawings
 Plate.

Published by Herbert Allen & Co. London, and
 Printed by W. Cox



Drawn by Waterhouse & Hawkins

Reproduced from the original

THREE-BANDED BOX TERRAPIN,
CISTUDA TRIFASCIATA.

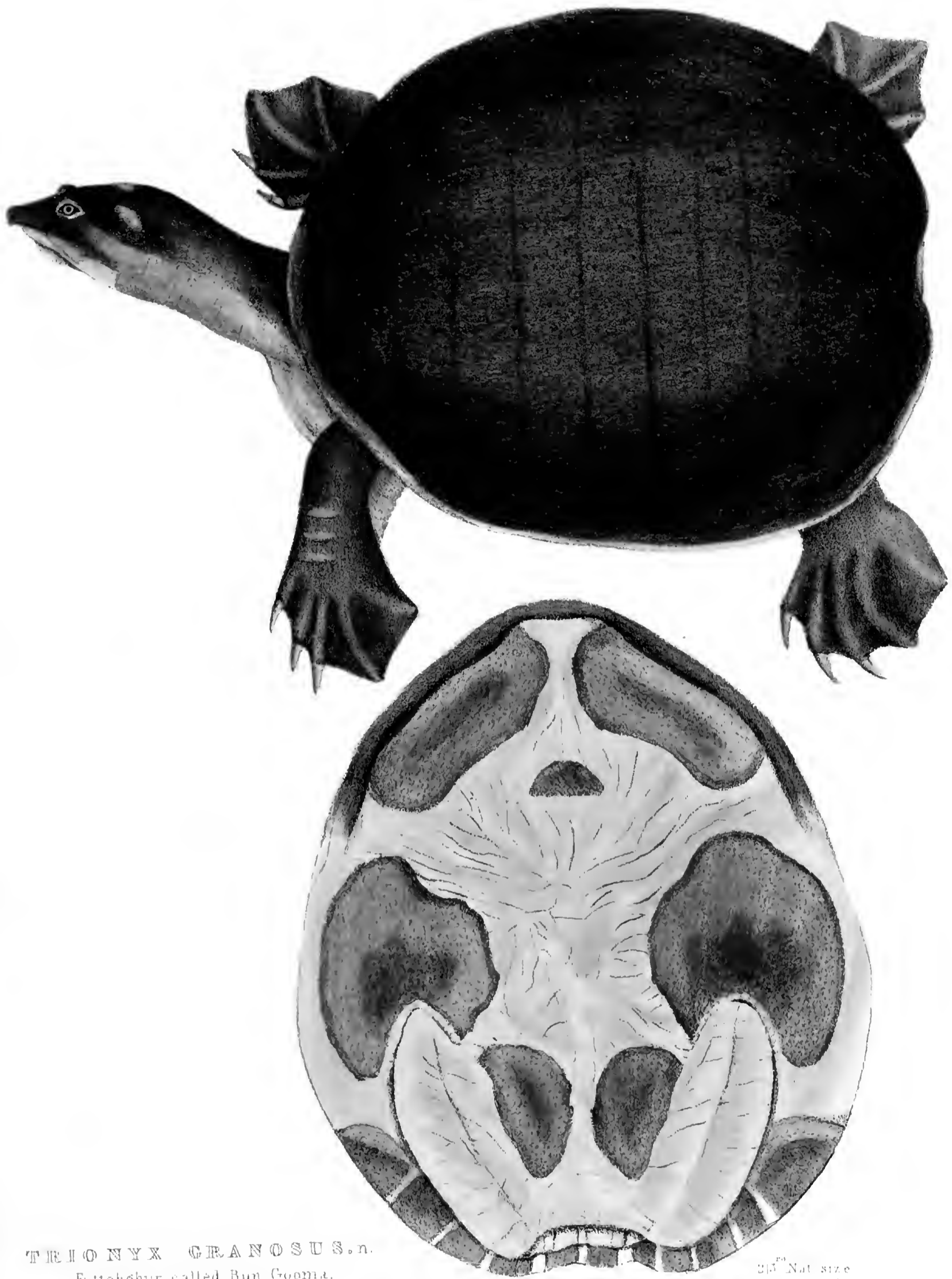
Plate 1. 18. 6. Reeves's



Reeves's

CHINESE LARGE HEADED TURTLE, PHALIS OF KENHOI AND S. INTERIUS
China. J. R. Reeves Esq.

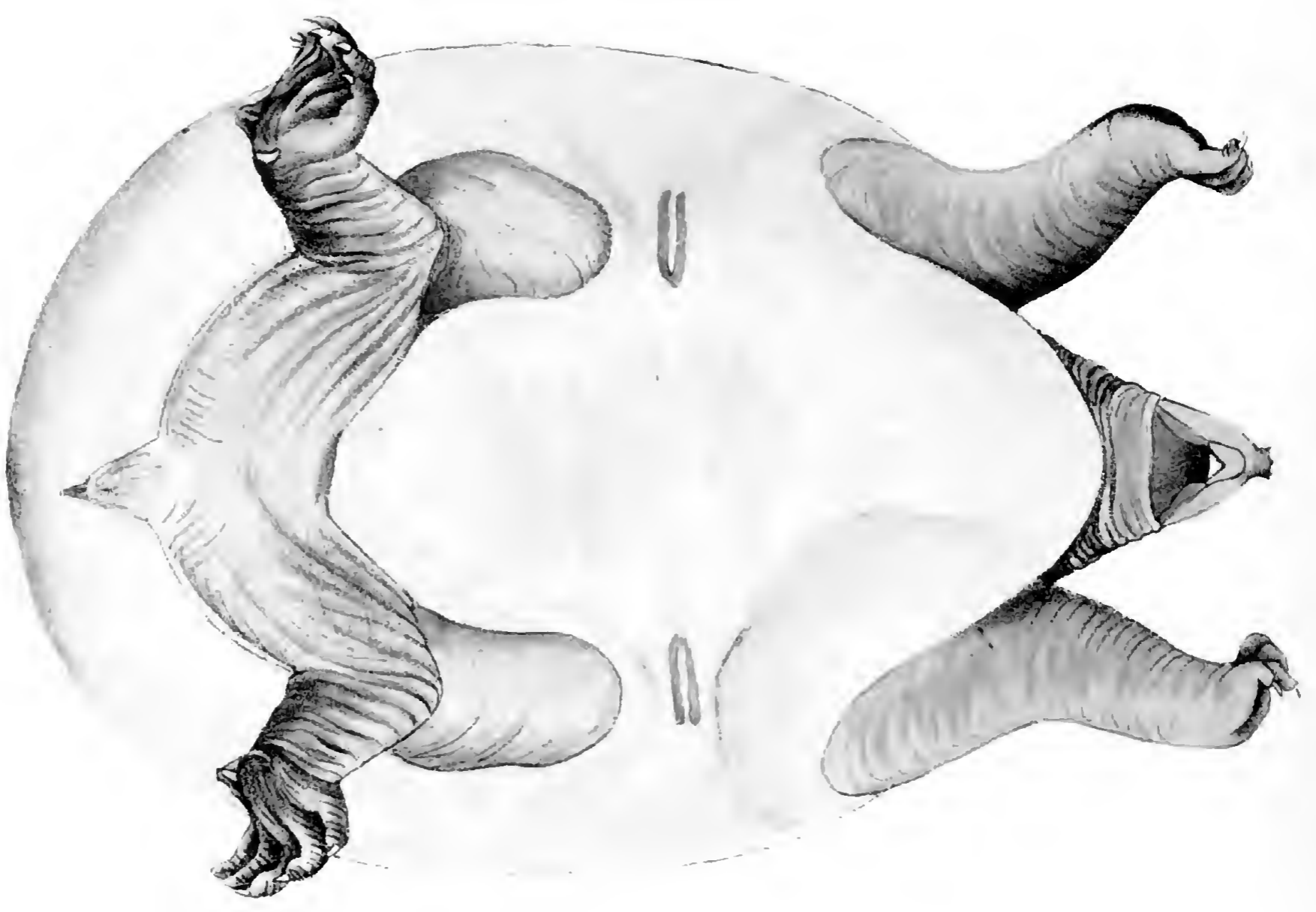





TRIONYX GRANOSUS. n.
Futtehghur called Bun Gooma.
Published by Barbary Allen & Co. Leadenhall St. London.

2 1/2" Nat size







FRIGIDE JAVANIQUE, JAVAN TRICHINIX.

Schweigger ms.
Dr Buchanan Illustrations Travels

*Published 1827, after Black's Londonish Travels
1822, p. 134.*



A. Waterhouse Hawkins del.

TRIONIX MURINA. S. M. A. J. S. TRIONIX.
From Dr. Buchanan Hamilton's Voyage.

London and Edinburgh, Printed by G. & C. S. Taylor, 1828.

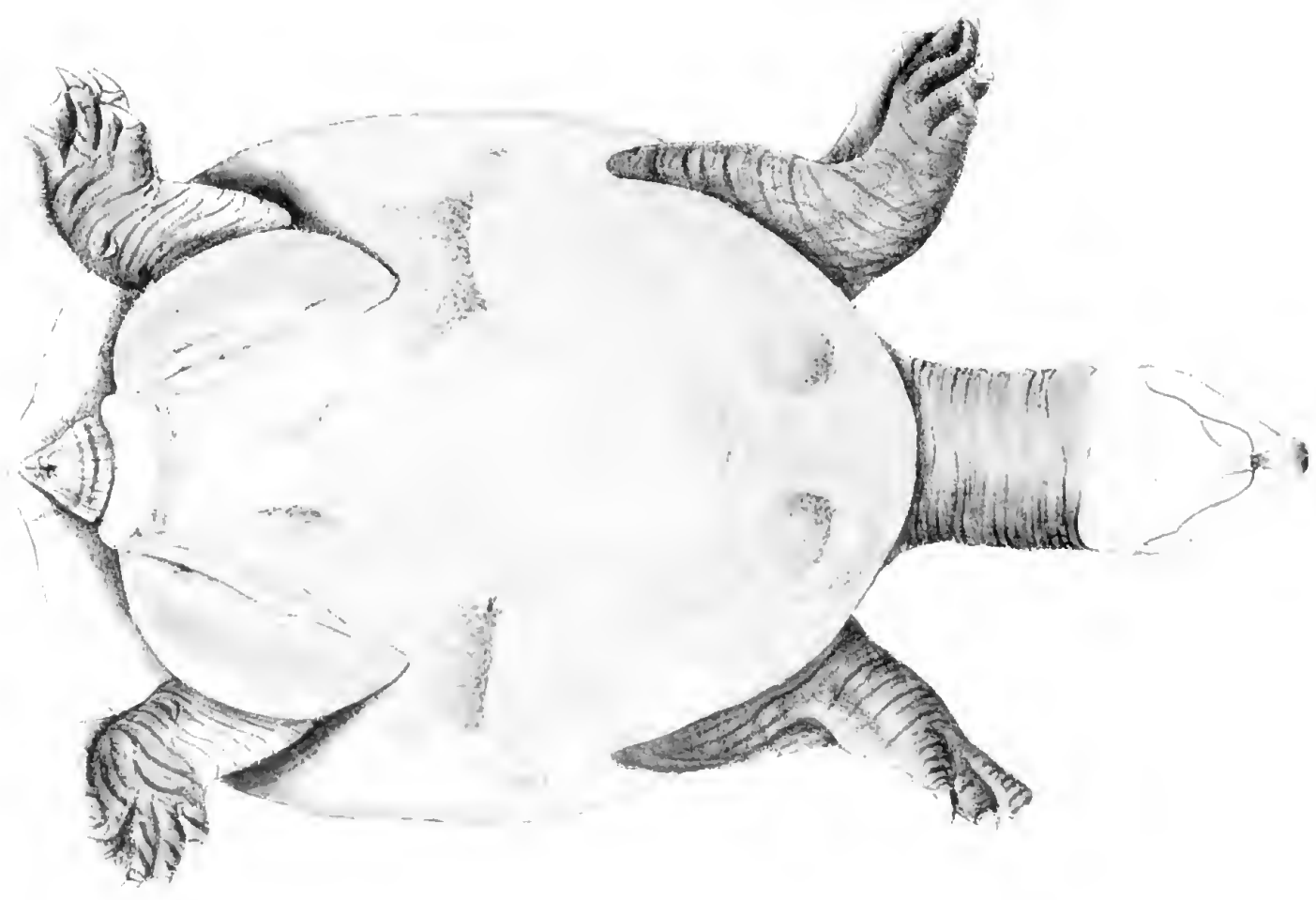



Fig. 1. Testudo graeca (Linn.) Fig. 2. Testudo hermanni (Linn.)

PLATE I.



MONITOR LIZARD (VARANUS MONITOR)

FIG. 1. — MONITOR LIZARD (VARANUS MONITOR).



Fig. 1. *Leptorhynchus* *Shagreen*
2. *Leptorhynchus* *Strobilifer* *Lehm.*








PLATE 1. *Muraena*. *Agassiz*. *Reptiles*. *Vol. 1*. *Pl. 1*.

PLATE 1.

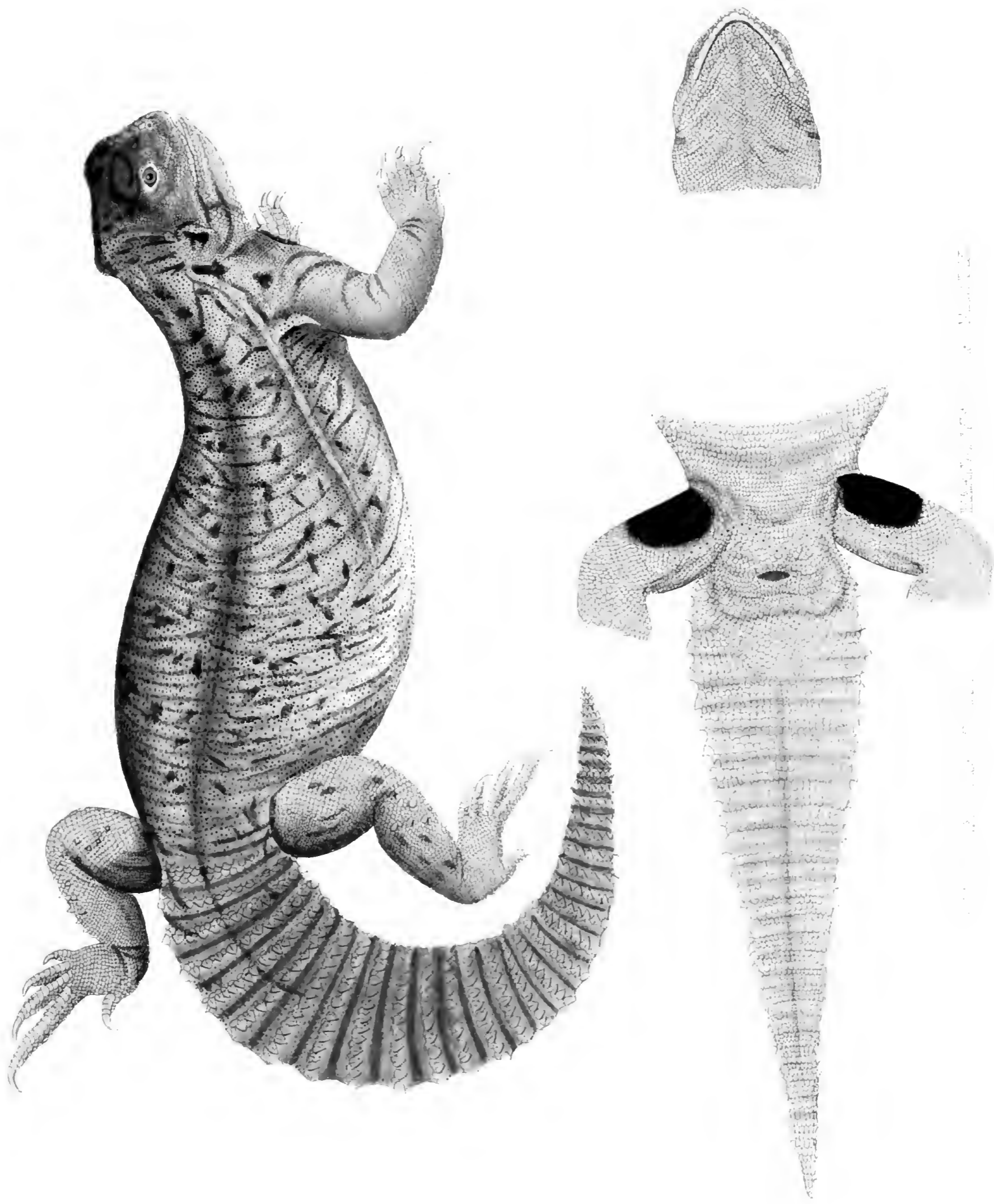
Muraena. *Agassiz*. *Reptiles*. *Vol. 1*. *Pl. 1*.



DRAGON LIZARD

DRAGON LIZARD


Phyllorhina maculata (Linn.)




Iguana
Plate 10

1852

PLATE I
THE
REPTILES OF THE
ISLANDS OF THE
WEST INDIES









AMMA TERRATA. — MUSEUM HIST. NAT. GENÈVE.

FIG. 1. — FIG. 2.


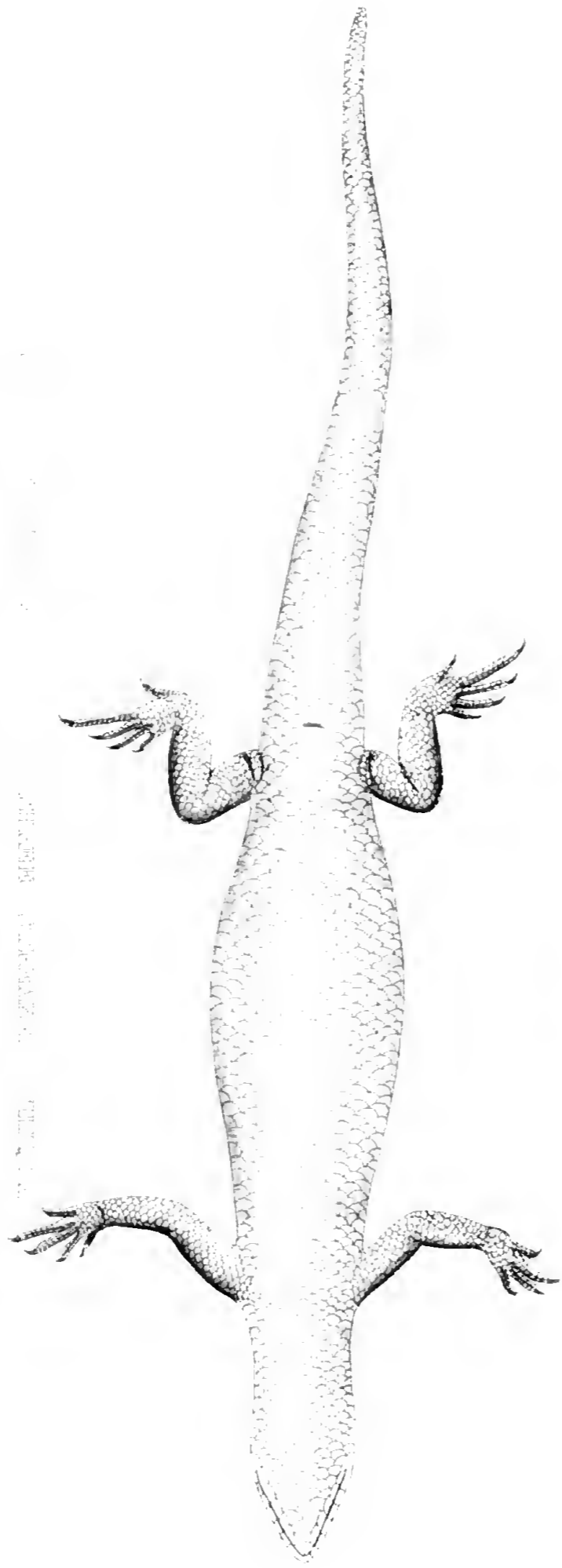
1861.


GEORGE ALLEN & UNWIN, PRINTERS, 10, BLENHEIM STREET, LONDON, W.





1. *Ambystoma macrodactylum* (Cope) - 2. *Ambystoma macrodactylum* (Cope) - 3. *Ambystoma macrodactylum* (Cope)





F. W. HAWKINS LITH.

PLATE I. THE COBRA (Naja naja) IN ITS HOOD.

1. Head in profile. 2. Head raised. 3. Head raised, hood expanded.

4. Head raised, hood expanded, body coiled.

1850

12



W. B. Hewitt del.

PLATE I. THE COBRA (Naja naja) IN ITS REARED POSITION. PART I. (A.)

FIG. 1. (A.)

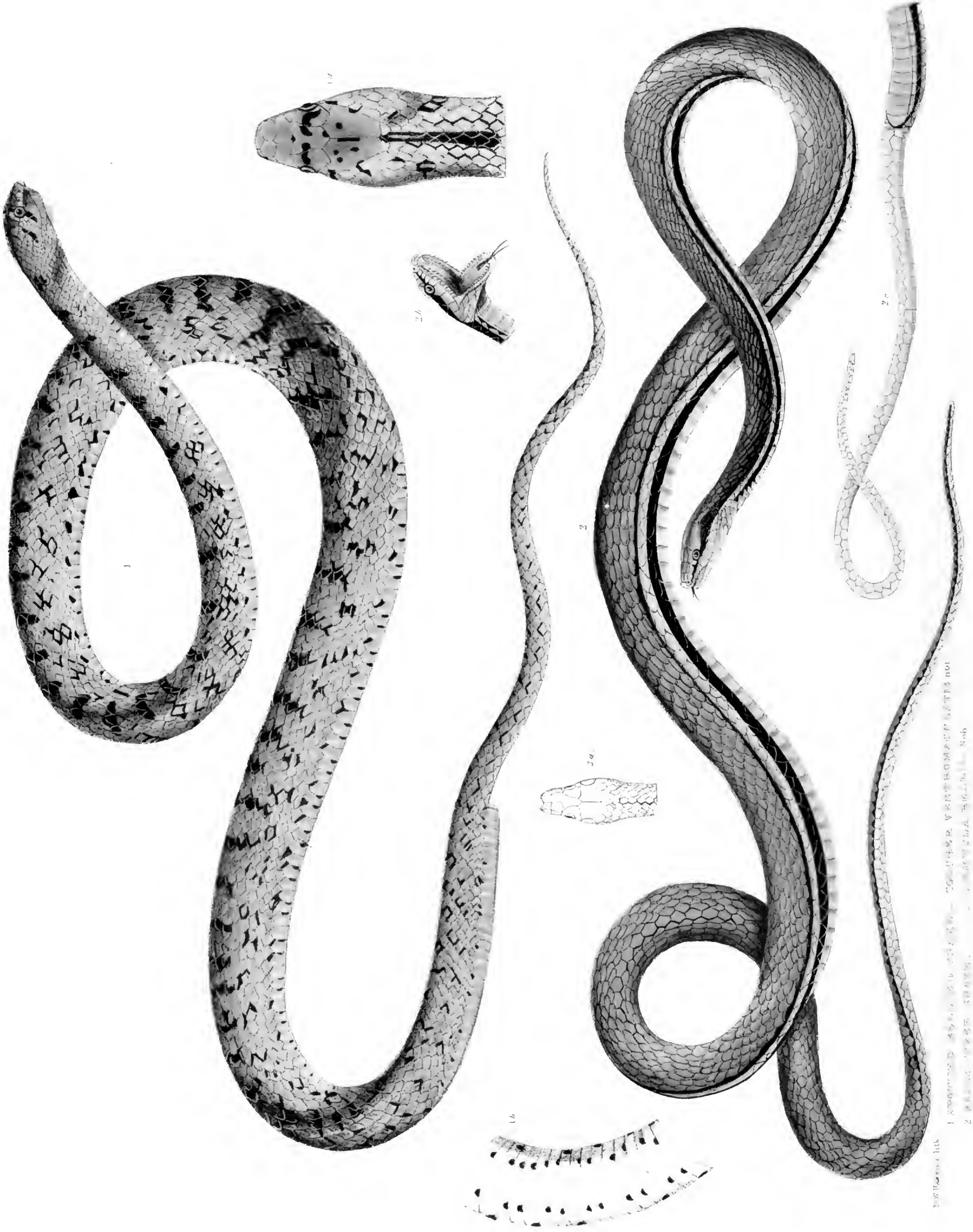
FIG. 2. (A.)



B W Hawkins lith

W. & A. G. & Co. Lith. & Printers, No. 11, N. 4th St. Phila.

PLATE I. THE KING COBRA. (Naja regina.)
Dred by Dr. J. E. Smith, at the Cape of Good Hope.



1. *Coluber constrictor*. 2. *Coluber lateralis*.
 1a. Snout. 1b. Tail. 2a. Snout. 2b. Tail.

Engraved by J. G. Thompson.

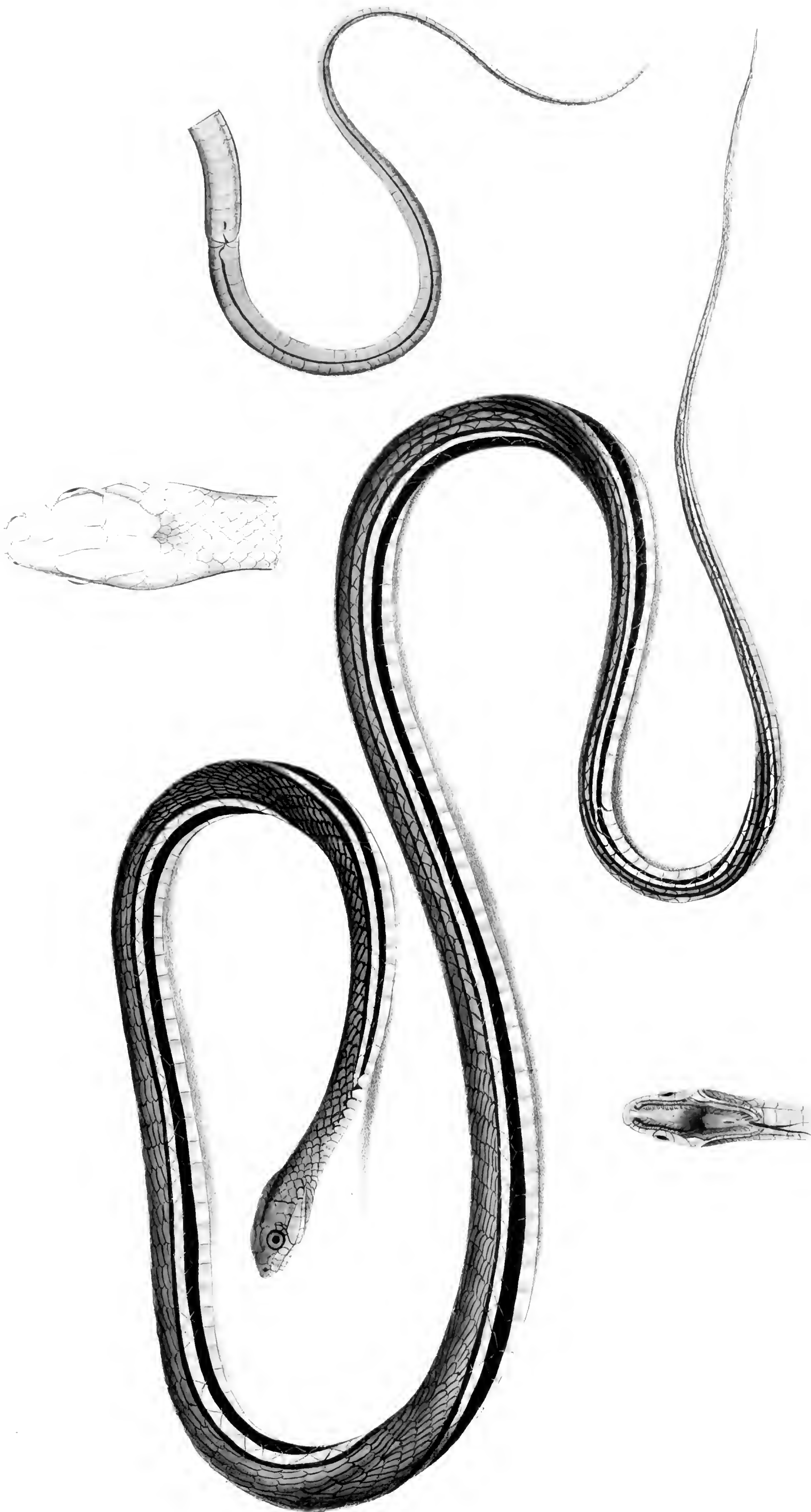



PLATE 10


THE SNAKE, *Coluber constrictor*, (L.)

Pub'd by Troutman & Wood's Snake Squares

1854

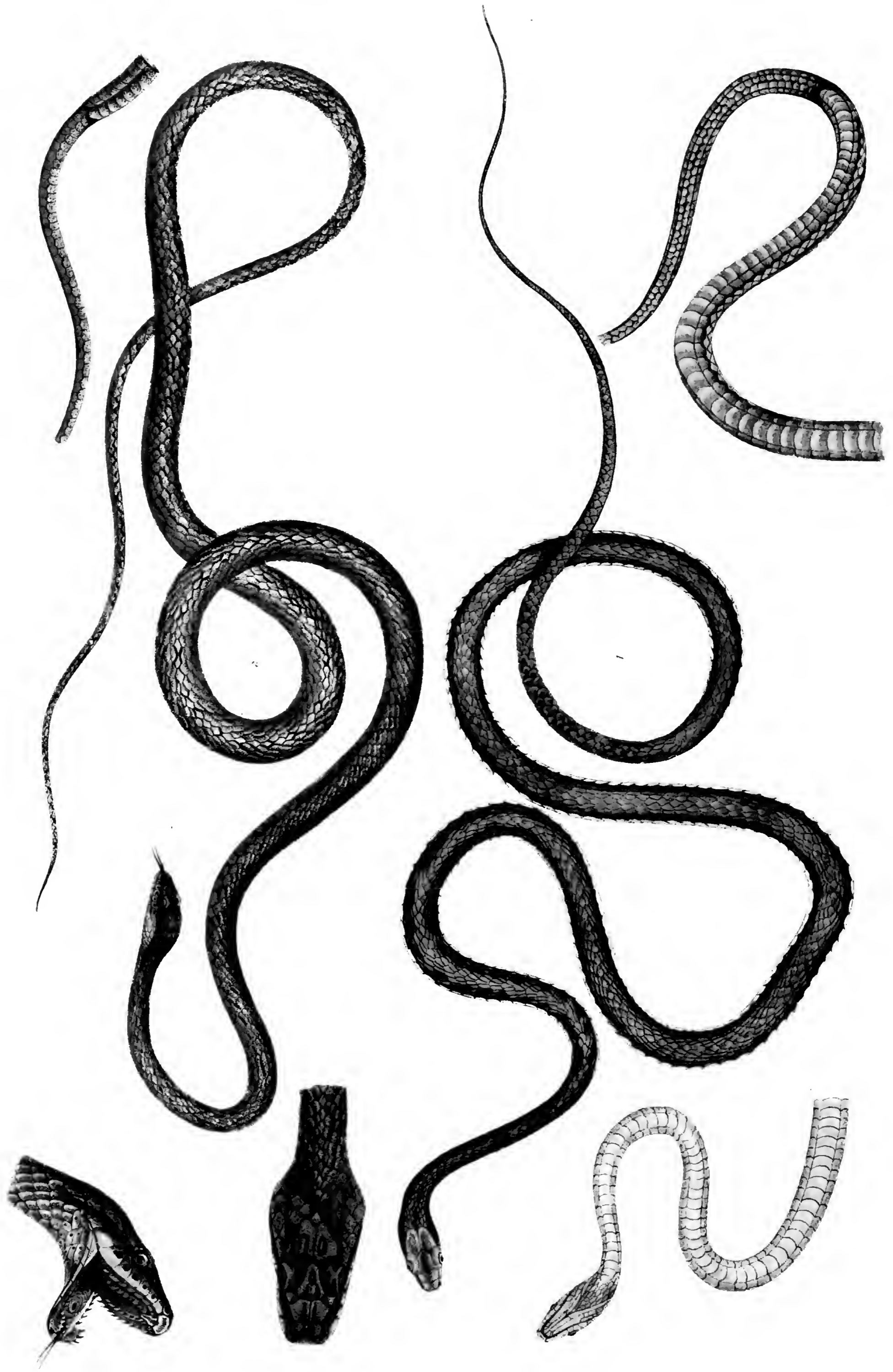


1 3 *Coluber Bengalensis* N.S.
 4 7 — *Rectaungulus* N.S.



1. *Dipsosaurus dorsalis*
1a
2. *Atractaspis terribilis*



1112




Bothriopsis lateralis
Hypsiglena torquatus var.



1. *Elaps dorsalis* n. s. Challa
2. *Lycopodium* n. s. Pr. Mus.




1 3. *Calliophis gracilis* Penang
 4 5. *Matricora lineata* —
 6 9. *Changulia albiventer* —



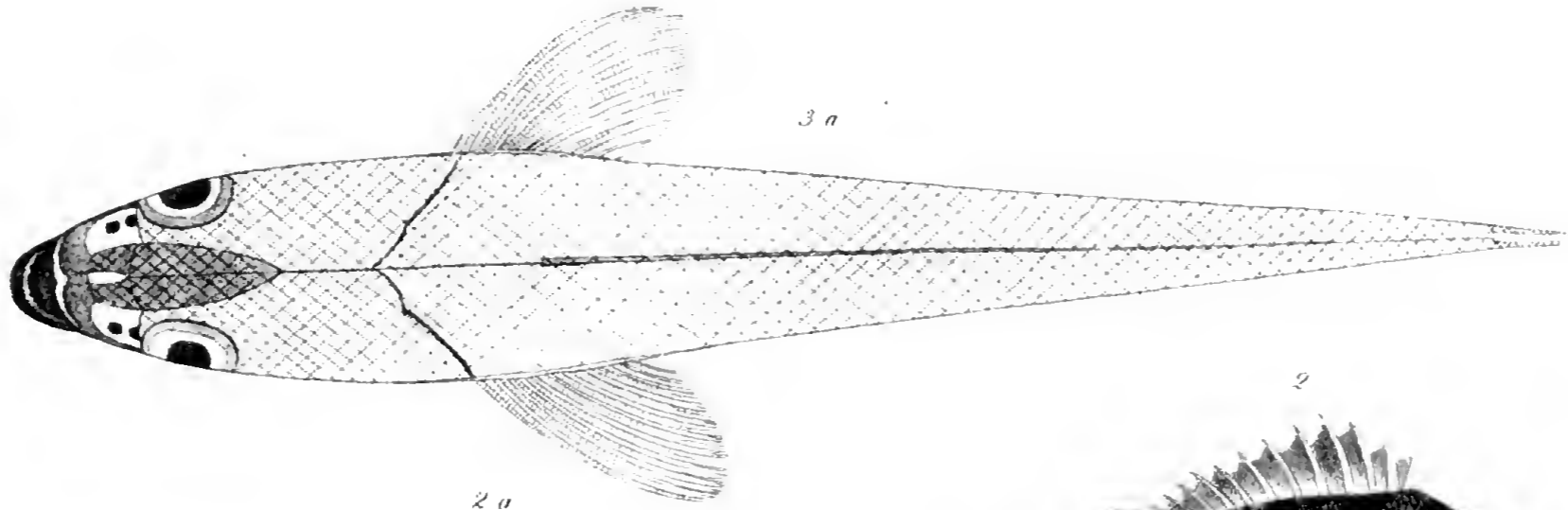



1. *Hypsonma Hardwichi* N.S. F.K.N.A.M. - *plac. loc. 1.*
2. *Lapemis Hardwichi*





1 *Hemipon trivittatus*
 2 *Betula nebulosus*
 3 ——— *hamiltoni*




1 *Anabas spinosus* A. S.
2 *Ctenus bimaculatus*
3 *Setana maculata* A. S.




1b



1a



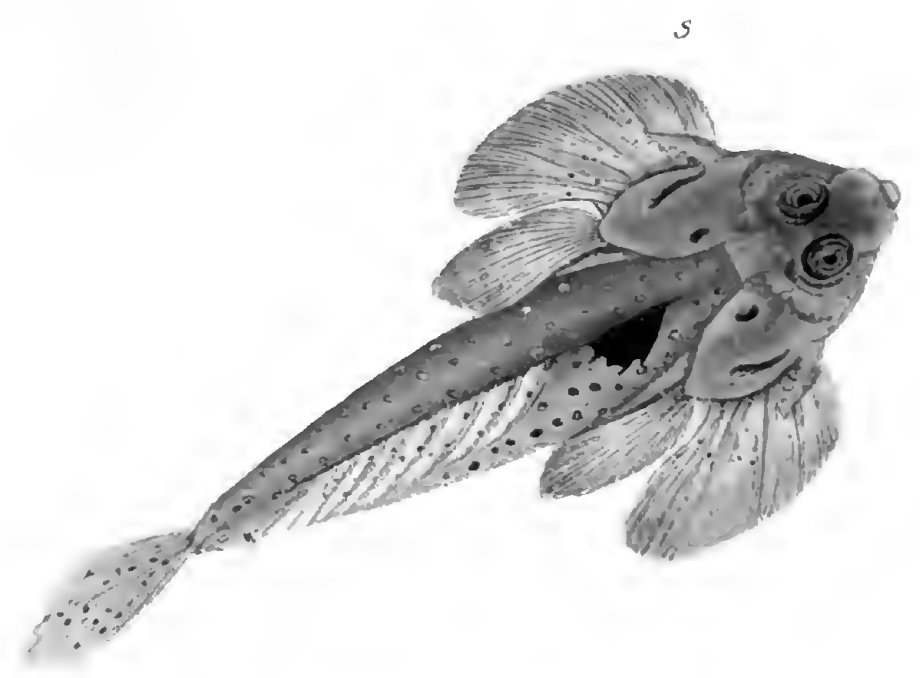
2a



3b



3a



5


Amia nuda (Linn.)
Amia nuda (Linn.)
Amia nuda (Linn.)




1 *Clupea Indica*




2x



3



5




4



6

3 4. *Clupea Motius*

5 6 *Clupea Champel*




7






8

7 8. *Corica Guborni*




2

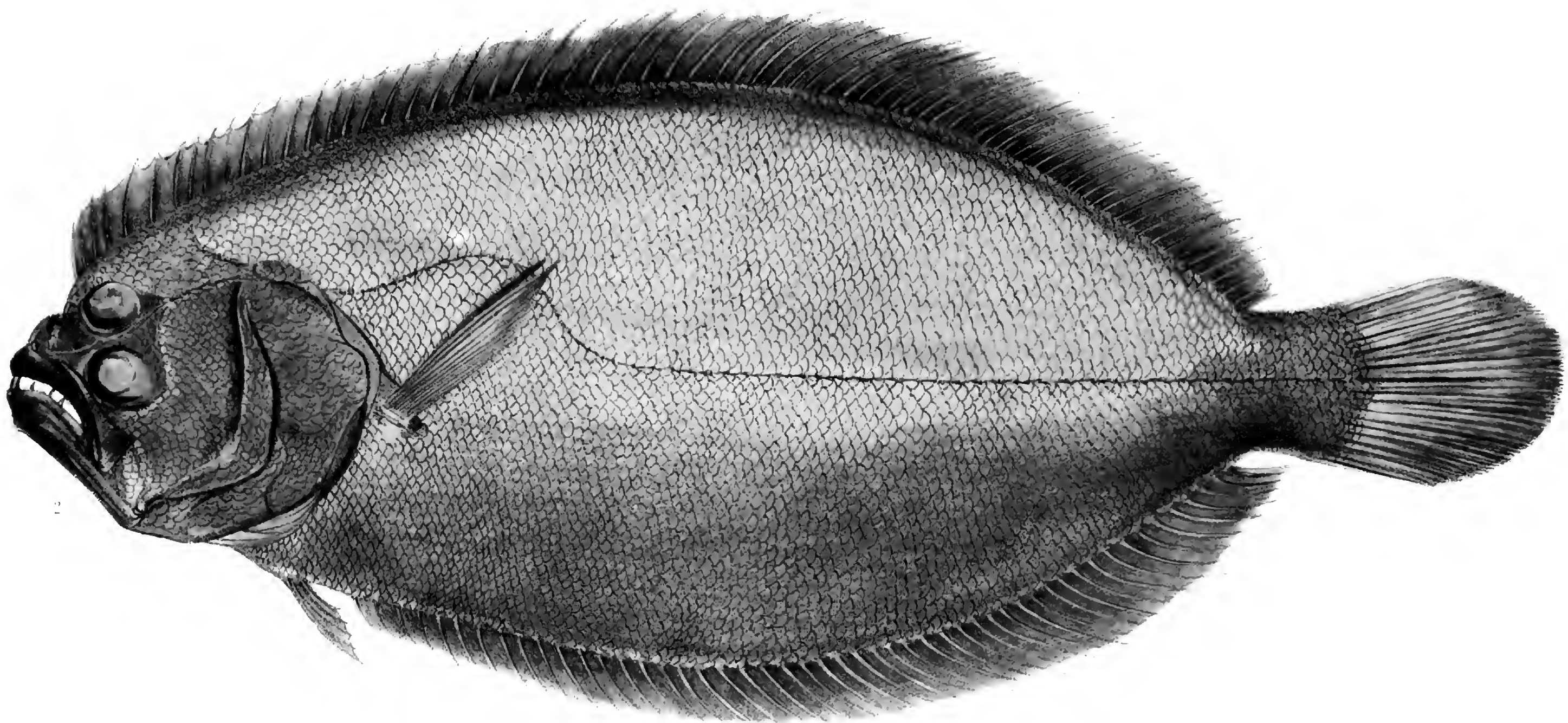

Clupea Indica

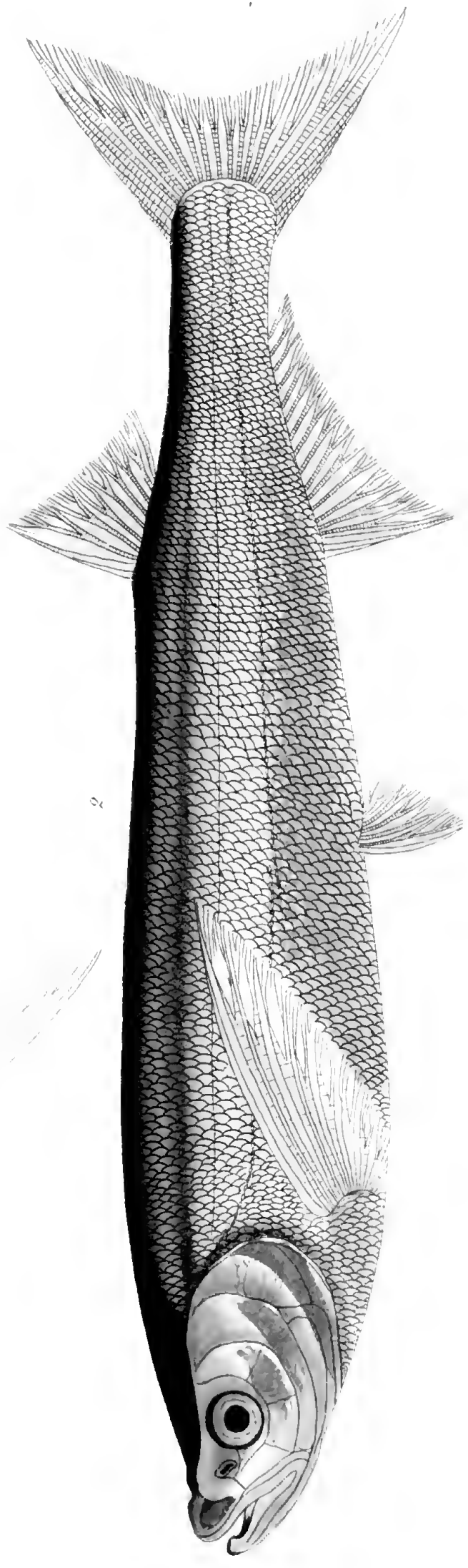
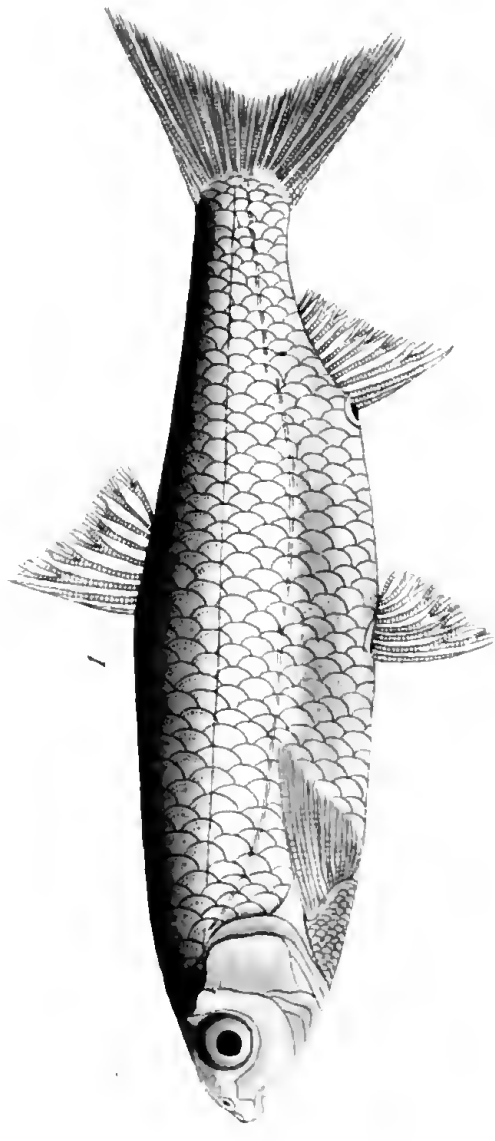


A. apterygia *Bairdianata* *Sanger-Kochs*
A. alba *Chapra* *N.* *Indian Ocean*
A. lineata *Hamilton*




1 *Trachurus armatus* Gray
2 *Platycephalus Chacra* Des.
3 *Chirolophus Babus* Pom.





1 *Cyprinus Alburnus*
2 — *Carassius*



- 1 *Tetraodon*.
- 2 *Chela Alpar*.
- 3 *Bengala Elangu*.

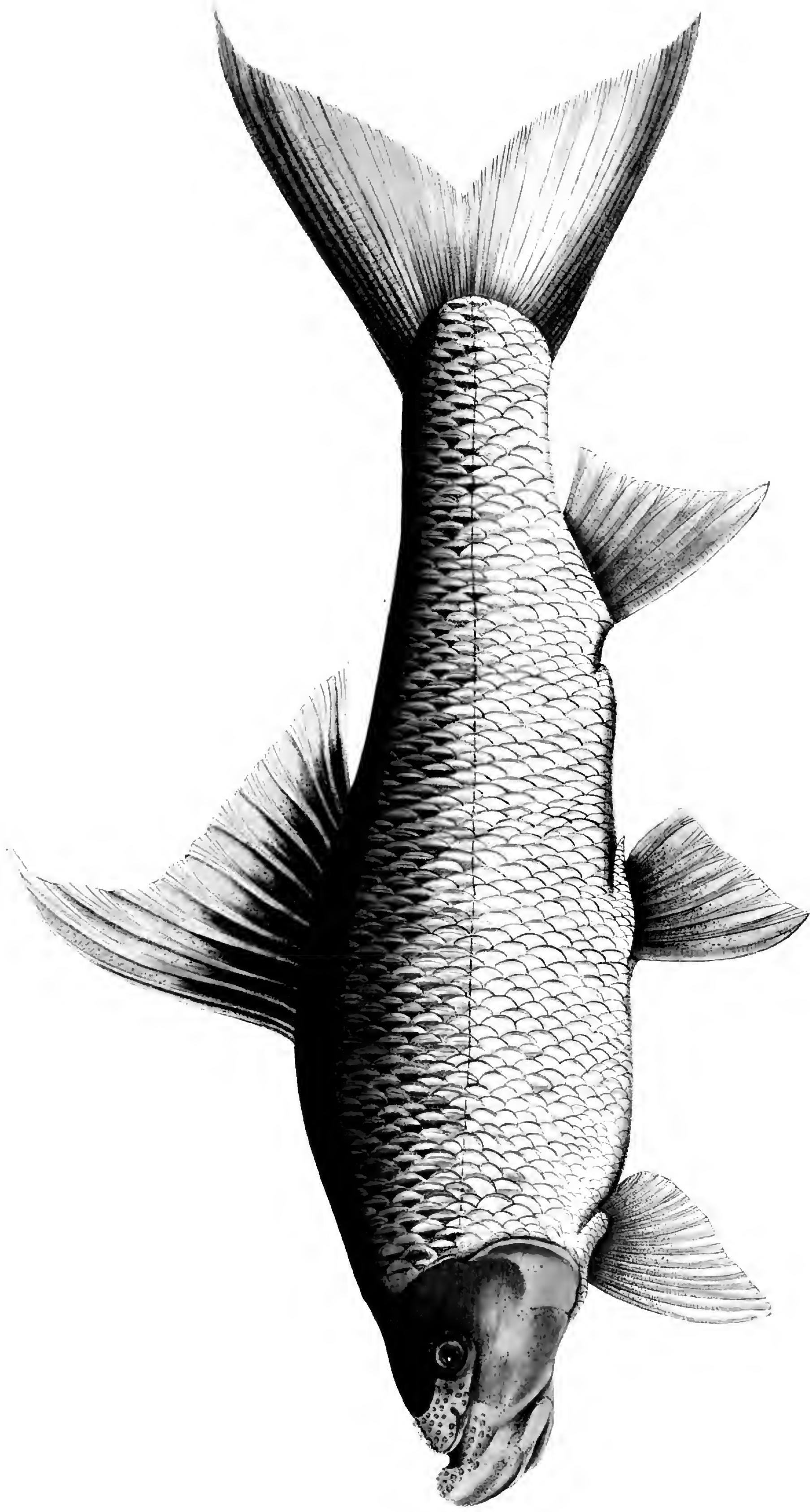
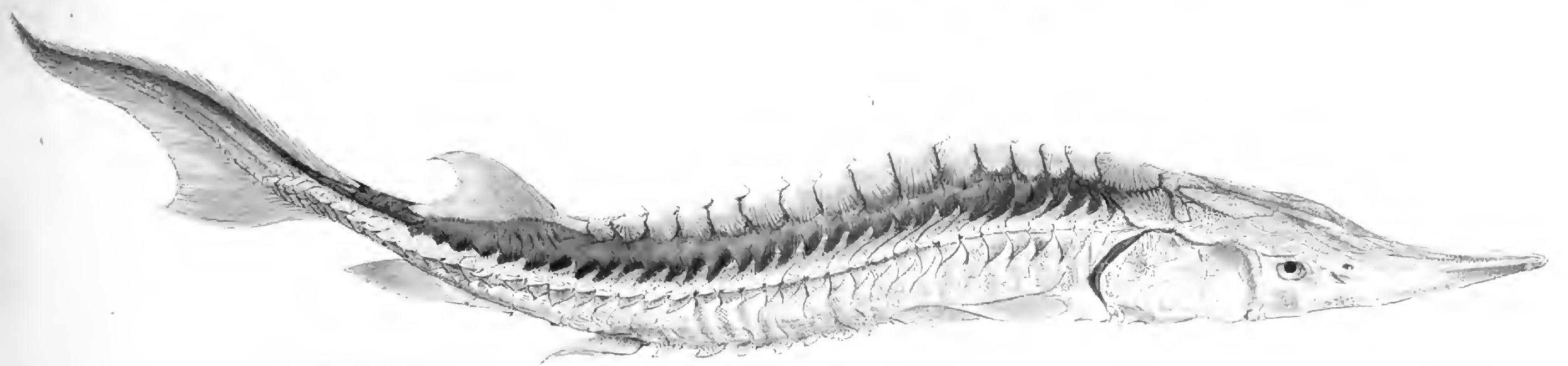

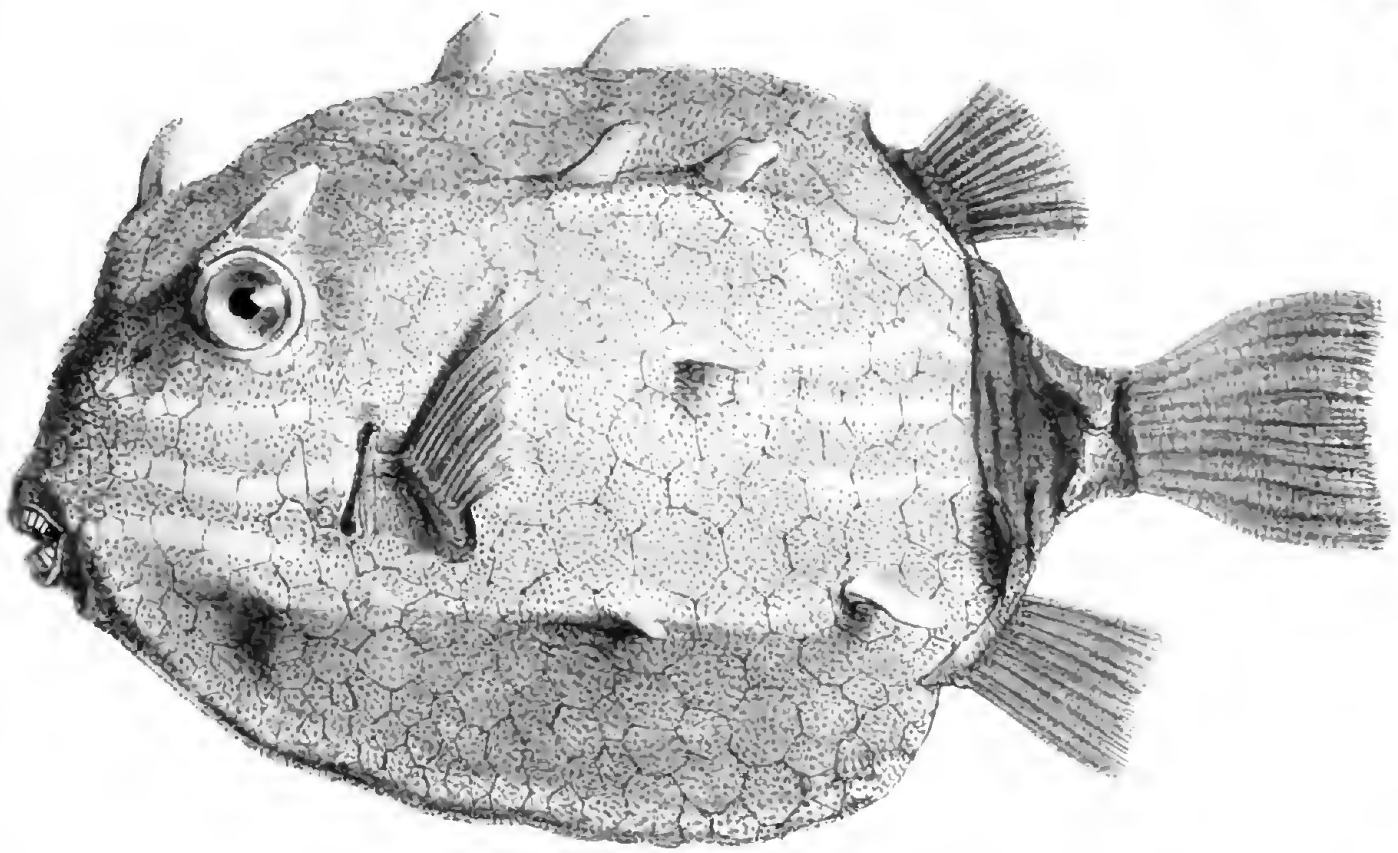




PLATE 100

CYPRINUS (BANGANA) PALLIATA, PALLIATED BROCK CARP.

Published by the University of California Press, Berkeley, California.
Printed by the University of California Press, Berkeley, California.





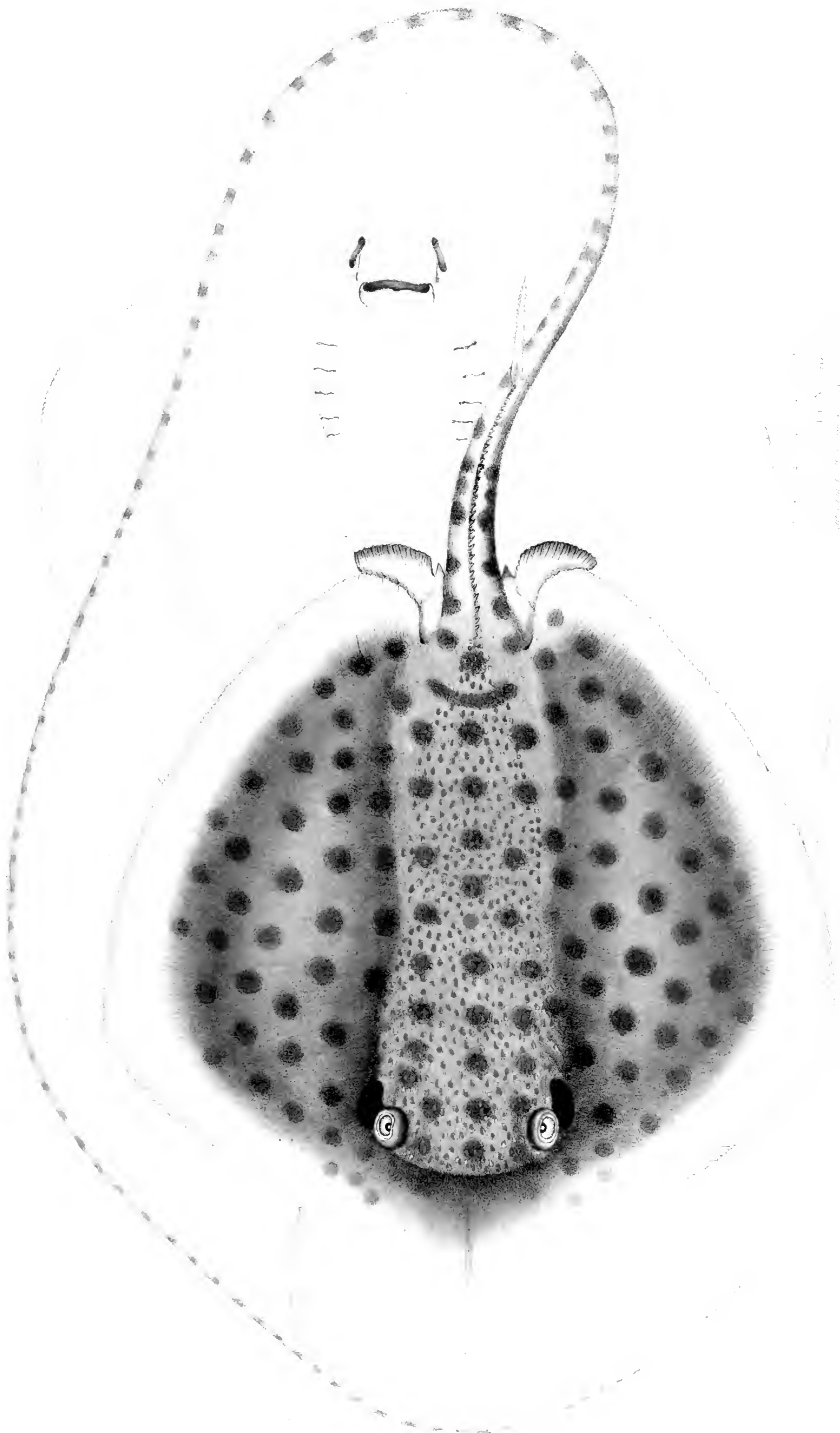


E. A. H. W. H. S. 1876


PLATE I. — THE FISHES OF THE GENUS *ARHODON*, No. 1.

Tab. 4. by J. van der Meer, Schiedam.

W. D. L. S. 1876, p. 31

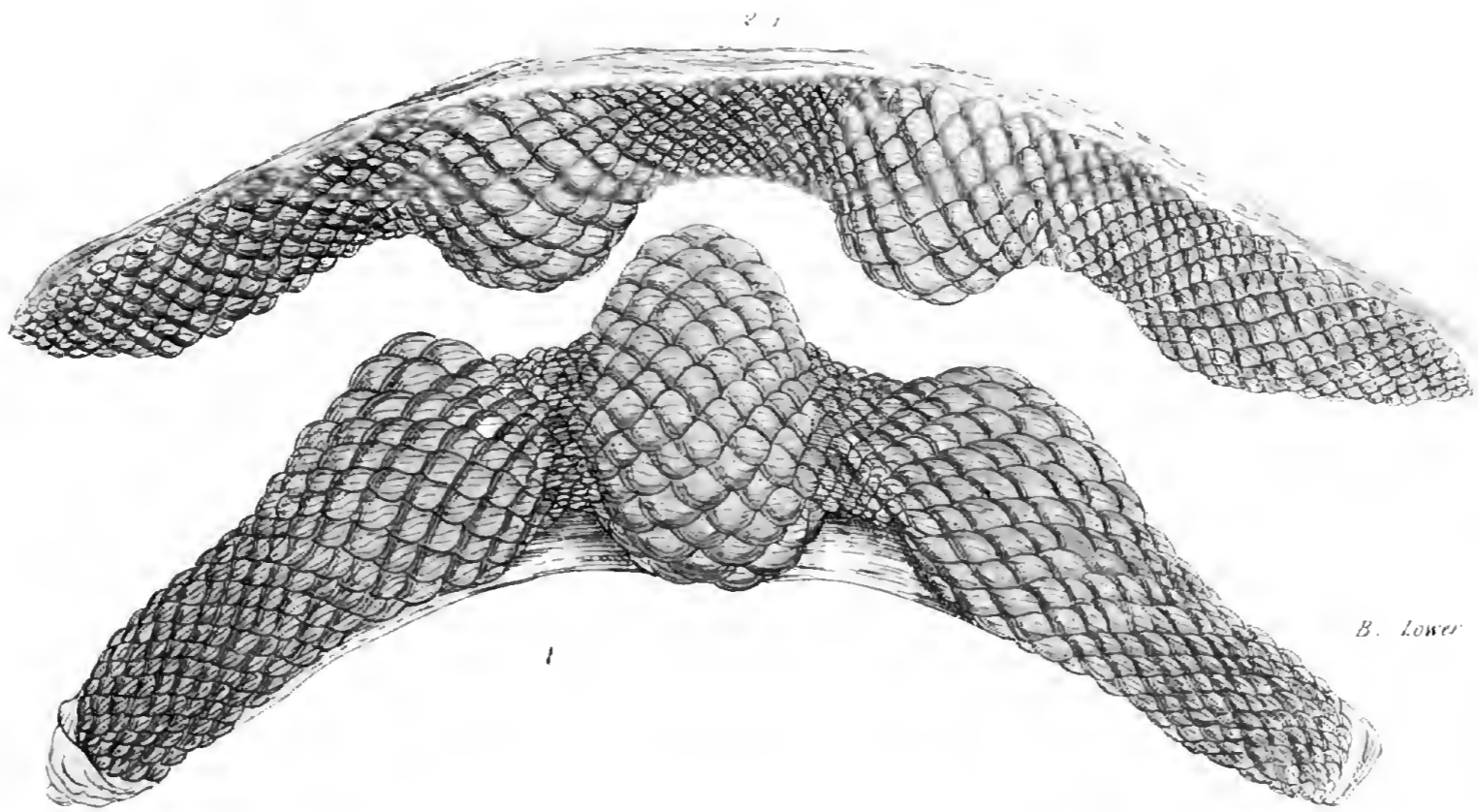


SOLE
SOLE

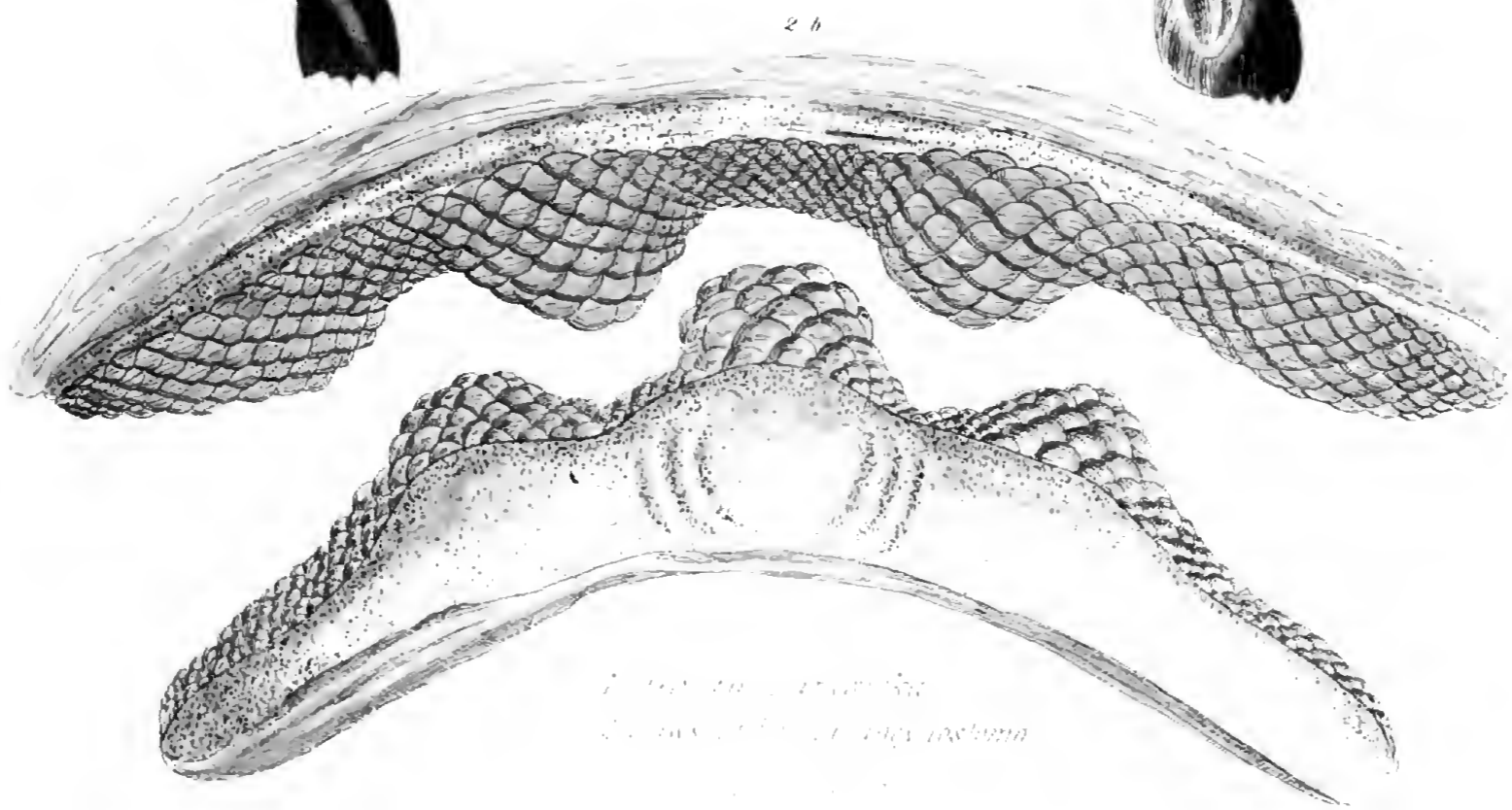
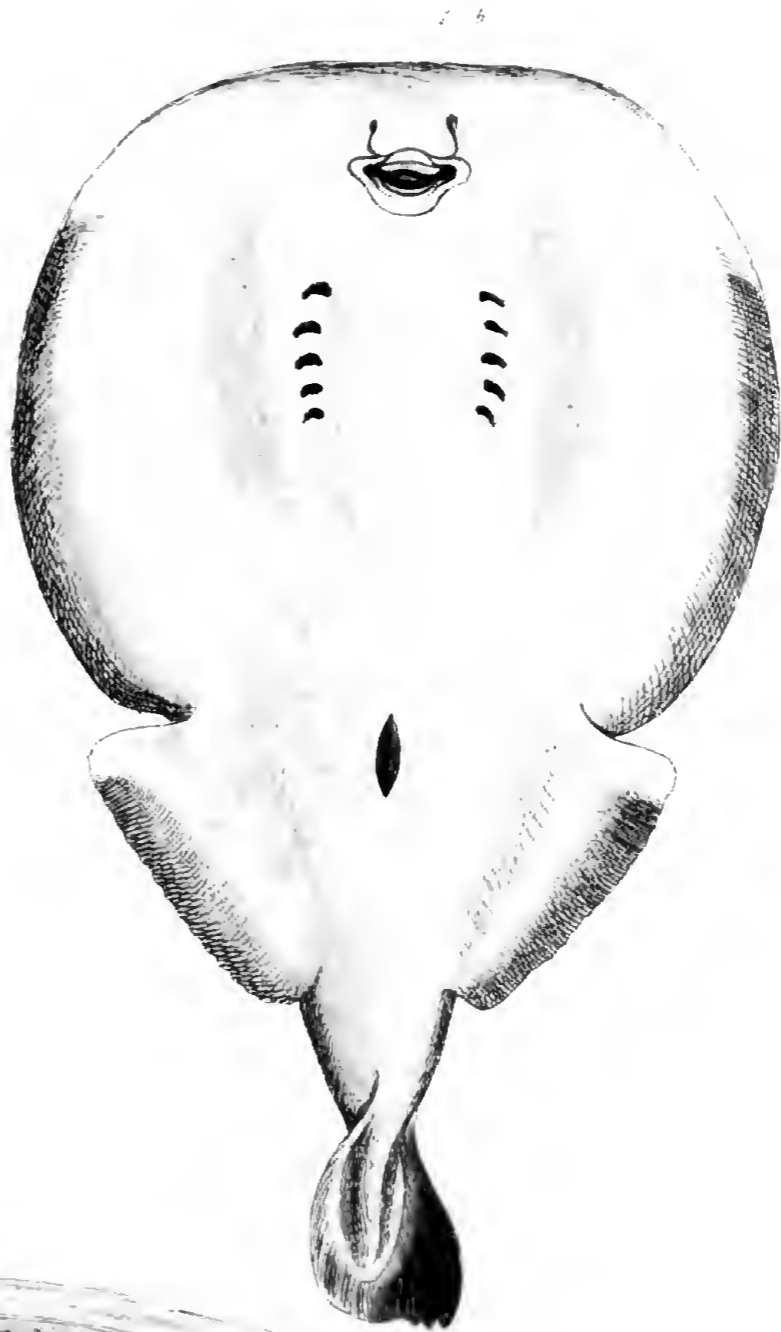


GEORGE BAILEY RAY, *MYPHOBATIS MACULATUS*, n.
Penang called Jangh

Indicated by Bailey's name & Macdonald's name.
Printed by W. Day



B. Lower



Phrynosoma macleayi
Phrynosoma macleayi

1947-48
2/70 31/2

