

Memoranda

Memoranda

155
- 66

221

32
11
8
1

✓ ADP
68 BF
932 Long

CDT
Done
~~CDT~~

Bonin Burrows

M8 33703

S8 B

N9 33881

R2 - un Mark on barrel

O11 - B

O2 - 33795

S5 33973

Q2 - Sigant

P11 B

~~773-18001-~~

Born Study

M-8 33703

S-8 B

N-9 33881

O-11 B

R-2-B-18001

S-5-33973

Q-2-33795

P-11-Nothing

Q-2-

Band

09
50/0

11

12

1

17



2-24-64

Band

Barium

~~09~~ - ~~10~~

~~10~~

Barium

N 8 - W

S 8 - B - 10 -

N 9 - W

R 2 B

OH egg cald

S 8 ~~10~~ W

O 2 - W

P 11 nothing

B 2 Signal

2-29-64

55 } probe
R 2 }
D-2 W

33785
on ground

54 ✓

55 ✓

56 ✓

64 ✓

100
↓
↓

605-12736 - Wedgetail
37

773 01 SAZ

182

04 SAZ

05

AF

54

2-02-64

0-2 broken egg

65 SAZ

82 SAZ

83 AF

100

~~597-38328 (RS)~~

55 STZ 2

64 BOD

65

↓

~~66~~

85



86

STZ

89

+

90

STZ



100

31 D.F. Books in STZ

3-05-64

18101

↓

5 SAE-2

6 SAE

↓

30 SAE

31

3-08-64

SAE

75 ♂, 2

76 ♂, 2

77 ♂, 1

78 ♂, 3 : ♀ pres.

79 ♀, 1

80 ♀, 2

85 ♀, 3

81 ♂, 2

84 ♂, 2

83 ♀, 2

82 ♂, 2

86 ♀, 2

3-8-64

RTB #64, possible
nest in SAE

3-11-64

05 SAE-2

06

~~lost~~

~~18/0~~

09 SAE

10 SAE

18 SAE

Wedge 39
40 SAE
49 SAE

55


3-12-64


5A2


39


W-T,

56 - 5A2









7530-222-0078

FEDERAL SUPPLY SERVICE

GPO 16-73124-1

Memoranda

Checked for ADP
None extractable
CPK

Done. CPK

1964



605-21114 N.T.

~~605-21098~~

605-21099

100

605-21201

NR 0001 HAYSTACK 8

~~X 21 = 106 (B)~~
egg 66.2 x 44.6
loc.

~~X 22 = 107 (B)~~
egg 63.6 x 46.4
loc

~~RFB 97
14 0.11~~

~~Fing. 118
35 0.11~~

~~49 LEYSANS~~

~~44 ii~~

~~3 2 B.F.~~

~~Y-25 BN 23 (B)
egg 58.6 x 42.1
loc. K-21-22~~

~~Y-9 575-74558 (B)~~

~~Y-5 2000 (B)~~

~~loc. 575-74543 (B)~~

~~K-14/95
200, 203~~

~~RTTB 113
egg 21-22~~

~~3 R
4 B~~

~~289 egg 61.1 x 45.3
239 loc. K-16-17~~

~~# Y-23~~

~~BN 21 (B) egg 61.9 x 45.3~~

~~loc. K-18-19~~

~~Y-24 BN 22 (B) egg 61.1 x 45.5
loc. K-18-19~~

~~Y-26 29 BN (B)
egg 64.8 x 46.7
loc. Bet. B.F. & road~~

no. 575-74529

~~Y-8 29 (B)~~

~~Y-7 30 (B)~~

~~Y-2 10 egg
abandoned~~

get egg on Y-8, also location

Seeds
211 ~~at~~ K-H

Y-27 BIN 36 (B)
egg 67.1 x 44.6
loc. at road.

~~575-74532 (B)~~

~~565-47076 (B)~~

Y-28 BIN 42 (B)
egg 61.7 x 44.4
loc. near B.F. 67

249 ♀ w egg ~~over~~
#61

measurements:
culmen - 67 mm
wing - 329 mm

♂ sitting with ♀ was much smaller - ♀ gave repeated chirping call while captured

Y-29 BN 50 (B)

egg = 64.7 x 46.0
loc: near F-6

Seal #285 @ K 36

12019 }
+ } check
21255 } #8

Y30 BN 57 (B)

egg = 64.7 x 42.8
loc. E side runway, just opposite Radar tower

287 spung in grass on
cut mat (5) to archway
range.

667-39333 (OK) LAYMAN

Y31 BN 64 (B)

egg = 67.1 x 46.2
loc. in morning glory behind
oil tanks.

Y32 BN 21306 (B)

egg = 65.8 x 42.5
loc: 1300

~~Y-33 BN 21307 (B)
egg: 66.0 x 44.7
loc BAD~~

~~Y-34 BN 21308 (B)
egg 60.0 x 46.0
loc. BAD.~~

~~Y-35 BN 66 (B)
egg: 64.8 x 46.6
loc (A-9)~~

(3-23-64)

~~737-98016 HF~~

~~697-22565 (OK)~~

4-20-64

47

↓

53

↓

58

SFZ

"

H-23

BN 10 (B) ♀ egg
C 62
W 309

BN 11 (B) ♂ W 313
C 65

12 (B) ♀ egg
W 326
C 61

64.6

x

95.9

4-23-64

#34 DN 019 (R)

egg 65.9 x 42.5

loc in cut beyond #1

solid red brown near longer pole

#35 DN 020 (R)

egg 64.4 x 43.1

loc. same as above:

closer to #1

dark red brown near longer pole

DN 21 (R) few egg

W 3.3

C. 62

near

#25

4-25-64

139

BN 23 (B)

egg 62.3x44.1 darker R.

loc. Head of RW

140 BN 24 (B)

loc SAME

egg: 62x45.6

uniformly dark red, small
white area @ small p.

BN 26 (B) ♀ W. egg

L 62

W 315

Head RW

141 BN 28 (B)

egg 67.3x48.5 white ground
uniformly red
(small) speckles
solid dark red at
large pole

142

BN 29 B

loc same

egg 65.9 x 44.4

same color overall except
for undefined darker
area at larger pole

143 BN 30 (B)

check - just hatched

shell near by.

loc. same

144 BN 31 (A)

loc same

egg = 58.8 x 42.7

ground color white; heavy
with minute red specks;
slightly more dense in area
about larger pole

145 BN 32 (B)

loc same

egg 67.6 x 47.2

center are at large pole

BN 33 (B) ♀ egg

loc same

BN 330

C 67

146 BN 34 (B)

loc C.R

egg 64 x 44

very small red-pumpkin

specks in 3 larger

corn at large pole

1A7P

147

BN 605-21935 (B)

loc C.R. near 146

egg 58.1 x 47.6

conc. red area (B)

range pale

148 BN 35 (B)

loc C.R.

egg 74 x 46.5

dark area (B) C.P.

149 BN 36 (B)

loc C.R.

egg 64.4 x 43.7

150 SN 380

loc Camp S. of road

egg 67.4 x 47.9

~~BN 40 @ Y8~~

4-26-64

151

BN 39 B

loc SH 2

egg 62.8 x 44.9

darker @ L.P.

mar 84 85
86

152

BN 41 (B)

loc SH-2

egg 66.9 x 47.4

slightly darker @ L.P.

153

BN 42 (B)

loc SH-2

egg 62.3 x 48.3

darker conc. + some
white area @ L.P.

154 BN 43 (B)

loc SA-2

egg 63.9 x 44.0

slightly darker @ L.P.

155 BN 44 (B)

loc SA-2

egg 65.0 x 45.0

conc @ L.P.

156 BN 45 (B)

loc SA-2

egg = 65.6 x 46.6

much white ground

color, conc @ pale.

(³⁰ 0900)
Xmas 766)
on egg 7-5

157 large chick moult
2+ primaries, tail just
begin, breast no back
down on head & post
back.

ET, 37-26-41-73
juv. feathers coat w/ black
stripes

158 BN 46^(B)
loc SH-2
egg 61.4 x 44.6
no comb. @ LF

159 BN 47^(B)
loc SH-2
egg 56.1 x 44.1
comb @ LF

Can Noddy
camp in
nest material

160 BN 48 B
loc. SA-2
egg 66.7 x 45.3
much ground color, cone @ P

161 BN 49 B
loc SA-2
egg 66.0 x 43.4
much ground color, slight
cone @ L.P.

162 BN 50 B
egg 60.7 x 43.5
nearly all white w. cone part
loc ~~SA~~ clump of
dock weed

11

163 BN 52 (B)

loc N of ^{high} road, clump

egg 5.7 x 4.4 ~~17~~

small speckles on mesh

ground color, conc @ L.P.

164 BN 53 (B)

loc clump N of pier rd.

egg 6.7 x 4.2 ~~5~~

conc at L.P.

165 BN 54 (B)

loc clump S of dirt road

egg 6.4 x 4.5.0

conc @ L.P.

✓ADP

166 BN 55 (B)

LOC clump S of dock rd.

egg 63.0 x 45.3

irregular oval cone
at L.P.

167 BN 56 (B)

egg 62.7 x 44.3

LOC clump S of dock

heavy cone @ L.P.

168 BN 605-12676 (B) ✓

egg 69.0 x 44.7

gone off center @ L.P.

LOC clump S of dock rd

169 BN 57 (B)

egg 64.8 x 6/4.9

all white except for 1 small
pigment area on side 2x2 mm

LOC change S of dock rd

170 BN 58 (B)

egg 60.6 x 43.9

some dark pigment, slight cone

LOC

LOC just S of K56

171 BN 66 (B)

egg 61.0 x 44.9

mod. cone at LP

LOC
just
west
K56

172 BN 67 (B)

egg 64 x 4/4

same as
above

heavy pig, some brown @ LP

173 BN 68 (A)

egg 63.0 x 43.0

cone @ L.P. nearly solid

red brown pig: SP shows

solid pig. middle cone

ground below

LOC same

174 BN 71 (A)

egg 59.4 x 43.7

LOC 1/2 way bet K35-36

Some pig. white, much
ground color, mod. cone at
L.P.

175 BN 72 (B)

egg 59.5 x 49.4

Slight cone @ L.P.

LOC same

176 BN 73 (B)

egg 64.0 x 45.0
mostly solid, no core.
loc same

177 BN 74 (B)

egg 62.0 x 47.5
small peaks uniform, no core.
loc same

178 BN 75 (B)

egg 66.0 x 46.0
big spaces & small, little core.
loc same

179 BN 76 (B)

egg 63.4 x 46.5

loc same

core @ C.P. Swirled
clockwise from C.P.

✓ATP

180 605-12655 (B)

egg 62.5 x 44.0
mod. @ c.p.
LOC K-35 No. 1/2 distance to K-36

181 BN 77 (B)

egg 63.5 x 44.9
slight cone @ c.p.
LOC same

182 BN 78 (B)

egg 61.7 x 44.2
moderate cone @ c.p.
LOC same

183 BN 79 (B)

egg 62.5 x 44.1
mud ground color w. purple ring
LOC same no cone.

184 BN 80 B

egg 66.4 x 43.6
much ground color: pig cone
loc same L.P.

185 BN 81 B

egg 65.7 x 46.0
small specks w slight con.
L.P.
loc same

186 BN 82 B

chick

loc same
E.T. 24/19028-37
all down gray
except the feet,
gray white under

area
GP. III
RT III

Runway
GP. ~~III~~ III (15)(25)
RT II

AF
GP ~~III~~ III
RT ~~III~~ III

11
25
15
8
59

21

24

24

26

28

33

4-15-64

Y-151

BN 535 - 15663 (P) Mr. Kober

loc B-12 AL

sq 62.5 x 45.4

slight conc @ LP

clockwise swirl from SP.

4/16

~~284~~

~~253~~

~~226@K94
is molting~~

Y-112

BN

137

ⓑ

only 1 tail feather

loc near Jayson con #6
chick about 1 wk old

BN

141

ⓑ

has ~~B~~ black

in 2ndary coverts ⓑ
leading edge of wing
waiting post. & medially
to join black scapulars
forming wing base
also black of dorsal
body feathers out of tail

~~Y-17~~

~~chick alone~~

Laysan chick

937-95401-

E side
runway

~~46~~

~~93795201-~~

~~E side
runway~~

~~54~~

~~6 Laysan egg in artificial
nests @ N 29~~

~~2 unincubated nests~~

~~i O noddy eggs @ E end of
runway~~

~~(1 ST egg distorted)~~

Y-85

BA 142 (B)

wt 59.8 x 4/4.9
heavy pig, slight cone @ RT

LOC on S side of wide

cut from beach near

R 31

1A
↓

4	
15	
2	
3	
3	
<hr/>	
27	

26	
10	
2	
1	
1	
13	
<hr/>	
53	

SB count

GP 11 (9) (8) (3) (4)
(2)

RT IIII

CN (19) (19) (2)

B.F. albatross

737-45151

1/4

5-21

CN eggs 8
out dock & K2

CN eggs 13
@ K3

CN eggs 2
out K3-4

1 nest on scae no
egg, may be HN

2 eggs out 4-5

1 faint Ten egg
on crutch of dead scae
out K-4-5

CN egg out K6-7

thru 24 NWR,

25 →

see you

in

4/5

4/4

4/3

4/2

4/1

39

37

35

05-21-64

BANDING-SHEARWATER

615-04249

50

4/5
 4/3
 4/3
 4/2
 3/7
 4/4
 4/4
 3/9

WT 5-24

B15 - 615-09106 0

B4 - 605-21539

615-09117

B1 MT

B9 - 605-21544

B3 could not reach end

B10 MT

B16 shearwater in

B-5 MT

4/5
 4/4
 4/3
 4/2
 4/1
 3/9
 3/7
 3/5


3/5

W.T.

307 replaced
recovery
535-15945


01
↓ SAZ
11

51
↓ SAZ
60









7530-222-0078
FEDERAL SUPPLY SERVICE

KURE

Memoranda

Kure Island

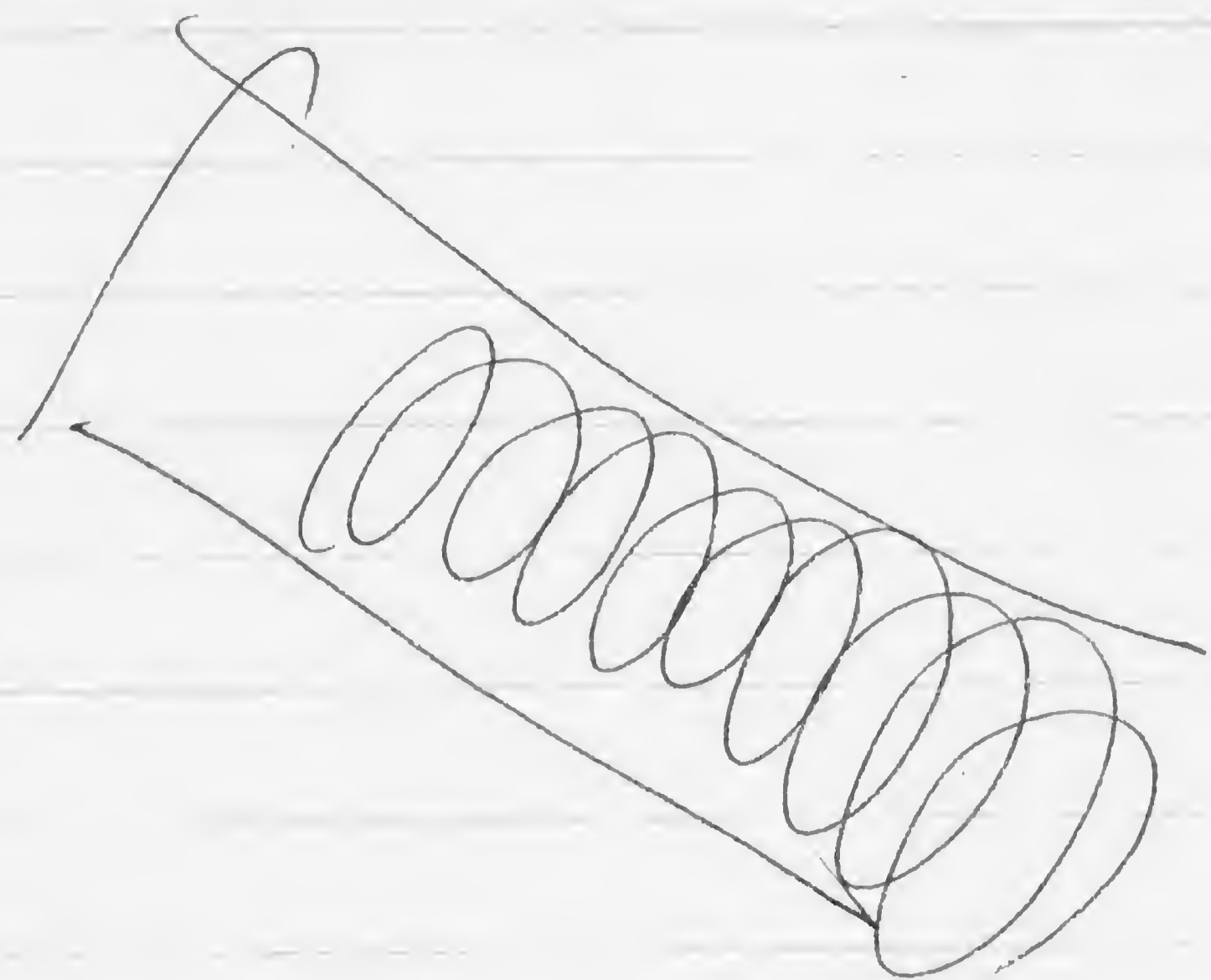
April 1964

1964

NO ADP
CDT

Done





~~Y-35~~

~~7-9~~

~~21501 (B)~~

~~29964.6 x 46.9~~

~~Y-3~~

~~21502~~

~~(B)~~

~~Y-44~~

~~BN 21506~~

~~(B)~~

~~299: 67.1 x 44.9~~

~~loc. num 5-8~~

~~605-21291 25th~~

~~Y-45~~

~~21150 BN~~

~~(B)~~

~~299: 67.0 x 43.8~~

~~loc: near B.O. 31~~

~~21149 not painted~~

~~Y-476 BN 93 (B)~~

~~egg: 66.2 x 44.9~~

~~COC No. #55~~

~~605-21027 prob. 1/1/56~~

~~Y-1~~

~~Y-47 21297 BN (B)~~

~~egg = 61.1 x 45.0~~

~~loc. plant plot #7~~

Broken wing -

57 mm wing

320 mm wing

#14 Oct 1249

BN 21273 (B)

egg: 62.3 x 47.9

VADP

~~#15 BN 21254 (B)~~

~~loc. - road through~~

~~egg = 60.0 x 46.0~~

3-26-64

~~(103 R)~~

~~{ 575-74537 (B)~~

~~{ 585-52214~~

~~same road~~

~~Y-48 21402 (B)~~

~~loc. - dump N of road~~

~~egg = 64.1 x 46.6~~

~~Y-49 21403 (B)~~

~~loc. - dump N of road~~

~~egg = 60.8 x 46.8~~

Y-50 21404 (B)
Loc. Camp N of road
249.5 64.0 x 45.7

3-27

Y-51 BN 21799
Loc. 307 on highway down,
east of cut.
249.5 70.0 x 45.1

Y-52 BN 21409 (B)
Loc. CR near dead tree
249.6 65.7 x 47.4

stands #16 mats to
with me at cut.

✓ AOP

LAYSAN #29 / 51

699-72438

Y53 BN 15 (B)

in chick shell lying
in nest - Chest, belly
charcoal gray color.

beak black, face bare; above
white or charcoal gray
tips; feet & legs coral
pink with gray-black
distally.

S of Biltmore on W side

Y54
698-74506 (B)

Loc. W side of road, just N
of house (marked by large
rock)
249.6 65.0 x 44.4 ✓

seals

~~seal #~~

~~# 294 medium box. R #13~~

~~# 275 @ NP~~

~~# 298 @ NP (alone)~~

2 moddies (w.c.) @ NP

10 Grey backed

10 Booby

605-12678 check

y-55

BN 29 (R)

loc. NPK-14

999 68.4 x 44.2

~~297 @ R 22~~

2

2

~~39 31(B) ♀ w egg
culmen = 64
wing = 322~~

~~30 33(B) ♂
culmen = 63
wing = 324~~

sad facing each other
I gave repeated chirping
call
loc. N of # stake on bench
clump

~~Y 57 35 31(B)
loc. clump N of road
egg: 68.6 x 47.1~~

Y 58 37 31(B)
egg: 63.1 x 44.5
loc. clump N of road
each side

Y59 38 BN(B)
loc same as 58
egg 68.5 x 46.2

Y60 39 BN(B)
loc same as 58
egg: 62.8 x 45.3

Y61 BN40 (B)
loc same as 58
egg 63.6 x 45.6

2 pups, 1 adult together
on SW beach !!!

Look of 22 B. Plover seen
on W beach - earlier on
runway

one Hawk Noddy
on big rock on WB

3-30

orange RFB

~~#1 no egg~~
~~#5 no egg~~
~~#6 no egg~~
~~#7 no egg~~

3-30

yellow King

~~#4 no egg on nest~~
~~#5 no egg on nest~~
~~#6 no egg on nest~~

yellow = King

#1 : ♀ on egg

#2 : ♀ " "

#3 : ♀ " "

orange = RFB

#1 : ♀ OE

#2 : ~~no egg~~ 3-30

#3 : NOE

King #2 laid bet today
 & day spent in CR

✓ ADP

Y-62

BN 42 (B)

loc in scow near #15

249 59.7 x 46.7

(605-12691) ?

Y-63 BN 43 (B)

loc. last dump scow on SP

249 = 66.7 x 45.1

~~X28 BN 45 (B)~~

Y-64 BN (575-74523) (B)

loc. head of dump No. 1 wood

249 64.4 x 46.1

~~Y-65 BN 47 (B)~~

~~loc same as 64~~

~~egg 65.2 x 46.7~~

~~875-74544 (B)~~

~~Y-66 49 BN (B)~~

~~loc 75' NoK-26~~

~~egg : 60.6 x 46.7~~

~~untapped or
unseen~~

~~|||||~~

	13
2	9
28	6
.6	1
35	7
222	8
30	25
<hr/>	
123	69

3 - 30' 64

Should find count

area - GP ~~12~~
RT 13

~~WR RT |||~~
~~GP |||~~

~~Sam |||~~

NP GP	6	251 264
RT	3	
Sam	1	

~~NEB~~

~~RT 1~~

~~wan Tat 1~~

265 but K17-18

~~GP RT |||~~

253 ~~at K28-29~~

232 ~~at K28-29~~

235 @ K36

225 ~~K36-34~~

SP
RT III 5
GP 33 2

RT $25 + 13 = 38$

GP $29 + 22 + 2 = 53$

~~24~~
~~15~~
~~59~~
62

29 but mother
a) drum

runway GP 11 9 11 4 ~~11~~
RT.

under 1

Need of runway = GP = 43

AF
GP 1 13 4 2 6 4
RT III 11 12 7

Y69

BW

loc

egg

①

②

③

605-12634

F-13

66.4 x 44.3

✓ ADP
Y-69 BN 51 (B)

loc (B) K 14

egg 65.4 x 45.6

Y 68 BN 52 (B)

loc: Nest near old camp

egg 64.9 x 56.3

Y 70 BN 54 (B)

loc in open area ^{up to just S of K 12} (bet. ~~between K 12 & 14~~)

egg 65.2 x 45.7

575-74568 ✓

mean
Y 67



✓ ADP

Y 71
BN 575-74593 ✓
(B)

LOC. in open space behind
Sol K14.

299 62.8 x 45.5

Y 72 BN 57 (B)

LOC SP deep in soil

299 64.8 x 45.1

Y 73 BN 58 (B)

LOC same as Y 72

299 65.4 x 47.3

Y 74 | 605-12636 (B)

loc. clump w 76

egg = 60.1 x 42.5

Y 6 = 605-21041 (B)

Y 29 = 605-21459 (B)

Y 75 | 605-21461 (B)

loc. clump w 74

egg 61.2 x 45.3

Y 76 | BN 62 (B)

loc. samples 75

egg = 68.6 x 45.0

1330/4/02

BN 605-21464 (B) ♀. just
laid egg - cloaca grossly
enlarged. Egg cracked down
side - shell pliable (soft).

Wing = 315 mm
culmen = 59 "

cloaca swollen & enlarged
20 mm in diameter - also
inflamed

497 BN 67 (B)
loc. behind B. #25
near tower (N)
egg 65.4 x 45.4

144

16

100

75

235

31 March 1964

605-2170

WT-SH2

↓

25

SH2

26

SHF

♂
 63
 63
 63
 63
 66

 318

♀
 61
 59
 64
 57
 65
 60

 6) 366 | 61

63 ^{3/5}
 5) 318
 18 61

~~21469 ♂
 wing 333
 culmen 63~~

~~12664 ♀ w egg
 wing 308
 culmen 61~~

~~Y-67 egg broken
 untested~~

Y 78 BN 74 (B)
 loc S side of Belt road
 egg 64.4 x 44.9

Y 79 BN 78 (B)
 loc S side Belt road
 egg 60.6 x 44.3

Y80 on 12673 (B)

loc. 55 Belt road

egg 63.0 x 45.5

Y81 on 76 (B)

loc same as above

egg = 64.3 x 46.0

4-05

6/10 mi. from
park area to dock

Y-82

BN 79 (B)

loc NM B. #75

egg 65 X 46.9

24 Am. Noddies @ NP

~~201 @ NP~~

~~232 @ R-2~~

605-21021 ♀ w egg (B)

wing 314

culmen 61

83

BN 82

(B)

loc SAZ, num B.E.O #9

egg 68.9 x 4.5.3

84

BN 83

(B)

loc same as 82

egg 61.1 x 4.7.1

85

BN 84

(B)

loc: same as 84

egg: 66.4 x 4.7.1

86

BN 85

(B)

loc. same as 85

egg 65.5 x 4.5.9

87 BN 86 (B)
loc SH 2 (backport)
egg 65.7 x 46.0

88 BN 87 (B)
loc same as above 87
egg 65.0 x 46.9

✓ADP

~~1100 hrs~~

~~50 C.N. @ dock~~

~~16 CN @ NP~~

~~4 Bm B @ NP~~

~~246 @ NP~~

~~256 at K12-13~~

~~289 @ K13~~

~~575M7534 @ Y57~~

Y-89

3N575-7534 (B)

loc

egg 63.7 x 45.3

airplane casualty

Sex ♂ enlarged testis 11x5 mm

Wing: no meas. / wing damaged

culmen 6.4

66 SAZ
67 ~~300~~

KADP 4-07-64

♀ w egg = BN 21495 (B)
cul = 61
wing = 325

♂ BN 21496 (B) ✓
cul 62

Wing 325

loc. road junction near station

X92 BN 21498 (B)

loc. in box near B.F. #10

egg 67.5 x 45.1

#20 BN 21902 (B) ♀ all

cloaca enlarged & inflamed

egg 62.1 x 45.5

loc. nest to #16

cul = 64
wing = 316

Y93 BN 904 (B)

loc S side mt to beach point
S of archery range.

egg 62.5 x 45.2

Y94 BN 906 (B)

loc S side pistol range,
near beach

egg 62.0 x 43.7

Y95 BN 907 (B)

loc 100' W x 60' inland from K29

egg 65.2 x 44.7

~~(K29 (246))~~

~~Y96 (B) 908 (B)
loc near 54
egg 62.6 x 45.5~~

~~Y97 (B) 909 (B)
loc: just 501 54
egg: 61.1 x 45.6~~

♀

♂

265
259
258
247
264
252

239
264
261
270
263
246

247-265

239-270

H=08

~~Y116 BN 605-21913 (B)~~

Y98 BN 917 (B)
loc near Y69

egg 64.6 x 46.1

~~605-21918 (B) ♀ w egg~~

~~cul: 59
wing: 301~~

Y94 BN 919 (B)

egg 53.3 x 45.4

loc just S of open area near ^{NIP} T-14

Y100 BN 920 (B)

egg 65.0 x 46.2

loc same as above

Y101 BN 927 (B)

loc 50' N of end runway
and W side.

egg 65.0 x 45.7

Y102 BN 928 (B)

loc near ~~###~~ #102

egg 67.3 x 47.2

#102 R

Y103 BN 929 (B)

loc middle of 2nd cut
of road W side runway

egg 61.9 x 46.5 before
300

Y104 BN 930 (B)

loc end 2/4 stake S, W side runway ^{from road}

egg 57.8 x 43.6

Y105 BN 933 (B)

loc end 2/4 post BoD, W side.

egg 65.1 x 43.9

Y106 BN 934 (B)

loc N side of cut ^{near} ~~egg~~ tower on W side runway

egg 58.2 x 43.8

Y107 BN 935 (B)

loc C.R. near RFB#4

egg 58.1 x 47.4

~~Y108 ON 936 (B)~~

~~loc CR~~

~~egg 67.4 = 46.2~~

✓ ADP

Y109

605-21469 (B)

egg = 63.6 x 45.3

loc = NP nest to Y20

Y16 near Y20

Y170

BN 605-12658 (B)

egg 66.7 x 46.2

loc. near Y46 (21)

Y46 & 21

21206 OK

removed 46

Y46

BN 605 2194 (B)

loc : near #53

egg : 61.2 x 44.9

2140
2140
2140

Y 111 SN 941 (B)
loc. num #53
egg = 67.4 x 49.2

Y 112 SN 946 (B)
loc behind 5A-2 on path to
egg 64.1 x 44.3 ^{silt, more}

♀ w enlarged ovaries Egg
just laid
cul = 62
wing = 319
P = 39

Y113 BN 948 (B)

loc ~~500m~~ N of road
to dock

egg 62.4 x 45.6

Y114 BN 951 (B)

loc bet Tower &
Cullman Rd

egg 64.6 x 44.0

Y115 BN 952 (B)

loc - same as above

egg = 57.6 x 43.8

Y116 BN 955 (B)
loc end of Squaw
of N. W. W.
eggs 65.8 x 46.6

Y117 BN 956 (B)
loc same as above
eggs 67.9 x 42.8

4-11-64

~~Y112 BN 59 (B)~~

~~W. 313~~

~~C. 62~~

~~P. 35~~

~~Y118 BN 60 (B) ♀~~

~~C.R. just laid~~

~~egg 65.9 x 42.4~~

~~C 64~~

~~W 313~~

3-13-64

119

BN (H R)

loc near E-6

63.6 x 45.9

(note oil gland on
post. back)

3-14-64

~~Y120
BN 67 (B)~~

~~LOC MP NOK 13~~

~~099 65.3 x 45.6~~

~~Y63 - BN 969 (B)~~

4-15

Y 121
BN 970 (B)
egg = 64.8 x 47.6
lec mass / 112

✓ ADP

4-14

Seals.

NP

259

201

Y 122

~~BK 575-74592B~~

~~egg 68.4 x 46.4~~

~~loc. mean Y 71~~

245 @ K15

239 @ K15-16

? 24 @ K-17

~~Y 123~~

~~BN 975 (B)~~

~~egg 65.3 x 45.2~~

~~loc (A) K-17~~

Y 118 / BN 985 (B)

✓ ADP

Y124

BN 987 (B)

loc 40's of 1513

egg 65.9 x 45.5

#29

605-12700 (B)

egg 61.1 x 45.0

loc alt #5 & #23

R 21039 ✓ on egg
nest to BF #5

991 (B) F w egg near BF

#5 - w 315

C. 60

✓ ADP

125

✓
BN 21203 (B)

egg = 63.4 x 44.2

loc 10'S of 120

Y

126

BN 993 (B)

loc 20'S of K14

egg 63.5 x 45.2

127

BN 994 (B)

egg 60.3 x 43.7


loc 40' N of K14

128

BN 995 (B)

egg 66.8 x 44.7

loc 40' N of K14



✓ADP

129

BN 997 B

egg = 60.9 x 45.4

loc = 40' N of K14

~~130~~

~~BN 998 B ♀ just~~

~~laid egg -~~

~~egg 61.3 x 43.7~~

~~loc nest # 16 half way bet K-13-14~~

~~L 62~~

~~W 332~~

Y 131

BN 21058 (B) ✓

egg 63.8 x 47.6

loc Nest 110

✓ADP

✓132 BN 999 (B)

loc Near + behind 131

egg = 62.4 x 46.4

✓133 BN 605-21280 (B) ✓

egg 65.8 x 45.3

loc near #6 = 2nd

scan clump from SP

✓134 BN 615-10003

egg 68.8 x 44.1

loc same as above

✓135 BN 605-21251 ✓

egg 65.1 x 46.0

loc same as above

Y136 BN 04 (B)
egg: 64.2 x 45.2
loc same

~~Y137 BN 05 (B)
egg 62.1 x 44.6
loc same located for Y94~~

Y138 BN 06 (B)
egg 65.4 x 44.2
loc same

~~4-29~~

BN 84 85

✓ ADP

4-30-

SW-2

✓ 104 (Y112) 605-21946 R

105 605-21302 R ✓
299 68.6 x 46.6 com @ LP

106 615-10094 R x
299 69.4 x 42.

✓ 107 (Y86) 615-10095 R x

✓ 108 (Y85) R 10040 x

✓ 109 (Y84) 615-10096 R x

✓ 110 (Y151) 605-12638 R

111 ON 615-10101 R x
299 68.9 x 45.2 com @ LP

112

615-10103 R

egg 59.0 x 44.9

conc slightly off center

@LP

✓ 113

(787) ~~R~~

615-10104 R

114

615-10105 R

egg 65.1 x 46.8

conc @ both poles, lower

@LP


✓ 115

(7152)

615-10106

tail feather broken off R

116



Y 94 #127B Feb 66.4 X
44.2

fig. at large pole.

Loc. near 050 ft W of
SW cor. SA 1

✓ ADP

Y88 BN 135 (B)

loc AL near 69

egg 62.9 x 45.2

mostly uniform pigment
slight conc @ SP.

Y3 chick 2wks?

orange egg.

Y86 BN 605-21503 (B)

loc near # Y34 Y88

egg 64.3 x 44.0

~~Y162 - 615 - 10146 B~~
• Y152 - 147 B

loc. ~~50~~ 50 yds N. of rock
egg - much ground color
pig at LP 68 x 46

~~Y163 - 148 B~~

~~Y164 - 149 B~~

Y87 - 150 B

loc. in scars above U-2
egg - uniform heavy pig
66.4 x 41.8

~~Y165 - 151 B~~

~~Y166 - 152 B~~

~~Y167 - 153 B~~

~~on chick~~

~~Y168 - "young"~~

~~ST~~ 154 B

9 CN Eggs at doom
above H 55-

Y187

155 B

50 yds S. of dock

near Y168 egg?

~~pig~~ EP pig runs at LB

71.2 X 46.

~~Y169 on which 156B~~

~~Y170 on which 615-10058~~

~~Y170 615-10058~~

~~on which just hatched~~

~~Y173 157B~~

~~Y171 615-10066~~

~~Y172 615-10067~~

~~Y174 158B~~

~~Y175 615-10072~~

~~Y177 615-10074~~

~~egg pipped~~

~~Y179 "is gone"~~

~~Y198~~

~~159B~~

~~loc 50 yards S. of Y55~~

~~near Y177 & Y179~~

~~egg: 61 x 43.8 pig zone~~

~~at LP, pig in clockwise
swirl from LP.~~

~~Y189~~

~~160B~~

~~egg: 58.8 x 43.7, uniform
pigment.~~

~~Y181~~

~~615 10077~~

~~Y183~~

~~161B~~

~~Y185 "is gone"~~

~~Y190~~

~~162B~~

~~loc: 30 south Y52~~

~~near Y185~~

~~egg uniform pig: 62.7 x 44.8~~

✓ ADP

~~Y88 176B~~
~~Y4~~ ~~gone~~
NOPY 605-21032R
m egg - 4ft from
old nest sight

~~Y82 177B~~
~~605-12679B~~
~~m chick~~

~~Y131 178 B~~
~~605-21058~~
~~m chick~~

~~Y110 no adult - chick~~
~~Y67 605-21500 ✓~~
~~Y70 605-21454 ✓~~

~~179B~~
~~Y124 180B~~

~~Y46 gone~~
~~Y111 181B~~

Laysans north point

~~557~~
558

~~north east beach 559~~
JO

~~seal 222 H 13~~

~~seal 245 H 20+21 just~~
just molted

✓ ADP

~~Y18 ~~mm~~~~

~~Y130 605-21998~~

182B

~~Y55 ~~mm~~~~

183B

184B

~~Y126 605-21993~~

~~(53) 605-21060B~~

~~on old nest right~~

~~on egg~~

185B

186B

187B

~~575-74576 ✓~~

188B

189B

190B

191B

192B

193B

194B

195B

196B

197B

198B

199B

200B

~~65 BN #4~~

~~232 wt K13-14~~

~~335 @ K12~~

~~256 wt K13-14~~

~~221 @ K18~~

~~208 @ K26~~

~~264 wt K31-32~~

~~65 8-3/102/108/123/514/102~~

~~285 wt K32-33~~

~~Shedding~~

WB

~~CN 50 + 16 + 5 + 70~~

~~HN 1 + 5 + 20~~

~~GP 1~~

NP

CN 50 + 6

BRN B. 12

21

22

48

~~EB CN 2 14 + 5 + 23~~

~~HN 1 + 2 + 1 + 1~~

+2

SP

21 CN

HN 4

WT 2

RT 4

GP 1

26
~~28~~
54

28
15
43

273

↓

~~914~~
↓ SHZ
000

5-31

320

↓


25

SHZ

45


937.45188

2017









7530-222-0078
FEDERAL SUPPLY SERVICE