



This is a digital copy of a book that was preserved for generations on library shelves before it was carefully scanned by Google as part of a project to make the world's books discoverable online.

It has survived long enough for the copyright to expire and the book to enter the public domain. A public domain book is one that was never subject to copyright or whose legal copyright term has expired. Whether a book is in the public domain may vary country to country. Public domain books are our gateways to the past, representing a wealth of history, culture and knowledge that's often difficult to discover.

Marks, notations and other marginalia present in the original volume will appear in this file - a reminder of this book's long journey from the publisher to a library and finally to you.

Usage guidelines

Google is proud to partner with libraries to digitize public domain materials and make them widely accessible. Public domain books belong to the public and we are merely their custodians. Nevertheless, this work is expensive, so in order to keep providing this resource, we have taken steps to prevent abuse by commercial parties, including placing technical restrictions on automated querying.

We also ask that you:

- + *Make non-commercial use of the files* We designed Google Book Search for use by individuals, and we request that you use these files for personal, non-commercial purposes.
- + *Refrain from automated querying* Do not send automated queries of any sort to Google's system: If you are conducting research on machine translation, optical character recognition or other areas where access to a large amount of text is helpful, please contact us. We encourage the use of public domain materials for these purposes and may be able to help.
- + *Maintain attribution* The Google "watermark" you see on each file is essential for informing people about this project and helping them find additional materials through Google Book Search. Please do not remove it.
- + *Keep it legal* Whatever your use, remember that you are responsible for ensuring that what you are doing is legal. Do not assume that just because we believe a book is in the public domain for users in the United States, that the work is also in the public domain for users in other countries. Whether a book is still in copyright varies from country to country, and we can't offer guidance on whether any specific use of any specific book is allowed. Please do not assume that a book's appearance in Google Book Search means it can be used in any manner anywhere in the world. Copyright infringement liability can be quite severe.

About Google Book Search

Google's mission is to organize the world's information and to make it universally accessible and useful. Google Book Search helps readers discover the world's books while helping authors and publishers reach new audiences. You can search through the full text of this book on the web at <http://books.google.com/>

Harvard University
Library of
The Medical School
and
The School of Public Health



The Gift of
Dr. J.G. Greenfield



Shelf 22


Shelf 22



GENERAL INDEX

TO THE

MEDICO-CHIRURGICAL TRANSACTIONS.



8136
2-50

GENERAL INDEX

TO THE

FIRST FIFTY-THREE VOLUMES

OF THE

MEDICO-CHIRURGICAL TRANSACTIONS.

PUBLISHED BY

THE ROYAL
MEDICAL AND CHIRURGICAL SOCIETY
OF
LONDON.



LONDON:
LONGMANS, GREEN, READER, AND DYER,
PATERNOSTER ROW.

1871.

UNIVERSITY
SCHOOL OF MEDICINE AND PUBLIC HEALTH
LIBRARY

20 NOV 1935

Gift: Dr. J. B. Greenfield

F 6. G. 1. 2. 1

PREFACE.

IN publishing an Index of the Society's 'Transactions' to the present date, the Council have to acknowledge the services of Mr. B. R. WHEATLEY, who has bestowed much careful labour on its preparation. It is based on an Index of the early volumes of the 'Transactions,' made by the Society's Librarian, the late Dr. HENNEN, and published in 1851. The Council trust that the new Index, though less elaborate and copious than the old one, will prove equally useful and convenient for reference.

BERNERS STREET ;
June, 1871.

NOTE.

The names of Contributors are printed in *ITALIC CAPITALS*, Subjects in **ROMAN CAPITALS**, and the names of Authors referred to, or quoted from, in **SMALL CAPITALS**.

Important Sub-headings are printed in **SMALL CAPITALS**, Cross references in *Italics*, and the notices of Contents of Papers in a smaller type (Brevier), under the heading of the principal subject-matter.

CORRIGENDA.

- Page 25, line 2, *add* See also *Obstructions*.
" 32, " 20, " (James) *after* Badeley.
" 39, " 24, *add* See *Trigons* (Venical).
" 45, " 13, " See also *Necrosis*.
" 76, " 20, " See *Intestines* (Obstructions of).
" 94, " 7, " [Tables of cases].
" 174, " 15, " See also *Veins*.
" 237, " 19, " See also *Tumours* (ovarian).
" 254, " 1, *for* Bronchial *read* Pulmonary.

GENERAL INDEX

TO THE

FIRST FIFTY-THREE VOLUMES

OF THE

MEDICO-CHIRURGICAL TRANSACTIONS.


- ABDOMEN** of a boy, *foetus* found encysted in (G. W. Young) i, 236
of a girl, two years and a half old, parts of a *foetus* contained
in a tumour in (E. Phillips) vi, 124
history of a case of a *foetus* contained in a bony cyst in,
which had been retained in the mother 52 years (R. B.
Cheston) v, 104
case of extravasation of **BILE** into, from a blow (— Fryer) iv, 333
— a case similar to the foregoing, where a large quantity of
fluid resembling bile was repeatedly drawn off by tapping
(W. R. Barlow) xxvii, 378
— reference to an analogous case (G. Cursham) xxvii, 388
extravasation of **PUS** into, from an abscess in the *vesicula*
seminalis (M. Henry) xxxiii, 307
large malignant **TUMOUR** in (G. Langstaff) viii, 283
large adipose tumour upon, enveloping the umbilicus, &c.,
successfully extirpated (Sir A. P. Cooper) xi, 440
two cases of effusion of **URINE** into the, from rupture of the
ureter, or pelvis of the kidney by external violence (E.
Stanley) xxvii, 1
laid open by an extensive **WOUND** from the bite of a shark
(J. Kennedy) ix, 240
case in which a cedar pencil was lodged in the cavity of, for
eight months (J. Erichsen) xxxix, 15
See *Testicle* retained in
- ABDOMINAL CAVITY**, forms of mechanical obstruction inter-
cepting the course of *faecal* matter in the (B. Phillips) xxxi, 2

- ABDOMINAL CREPITATION**, as a diagnostic mark of adhesions in the peritoneum, observations on (R. Bright) xix, 177
- ABDOMINAL PARIETES**, case of communication with the stomach through, produced by ulceration from external pressure (C. Murchison) xli, 11
 — wound of; protrusion of omentum and transverse colon; division of the latter; recovery (N. Ward) xxxix, 23
- ABDOMINAL TUMOURS**, effect of, on the movements of respiration (F. Sibson) xxxi, 387
 — arising from organic disease of the stomach, cases of (E. J. Seymour) xiv, 222
 — malignant, case of, with the appearances on dissection (J. Howship) xix, 35
- ABDOMINAL VISCERA**, summary of the morbid changes met with in the, in the insane (J. Webster) xxvi, 415; xxviii, 450; xxxii, 153
- ABERNETHY, John**
 On a diminution of the mitral orifice of the heart, in consequence of disease; and an account of an uncommon disease of the ovary i, 27, 35
- ABORTION**, observations on some of the causes of (D. Stewart) v, 144
 case of, at seven months, a blighted fœtus and placenta, whilst a living child was retained in utero till the full period (J. Chapman) ix, 194
 influence of fatty degeneration of placenta in producing (R. Barnes) xxxiv, 183
 — ditto (ditto) xxxvi, 143
- ABSCESS** of the ANTRUM from a carious tooth, amaurosis consequent on (S. J. A. Salter) xlv, 355
 in the BRAIN, with inflammation of the spinal cord, case of (A. Denmark) v, 24
- FÆCAL**, from perforative ulceration of the cœcum and appendix vermiformis, cases of (J. Burne) xx, 200; xxii, 47, *et seq.*
 in the groin, from which a calculus was voided (T. Copeland) iii, 191
 in JOINTS, arising from ulceration of the articular cartilages, on the treatment of (Sir B. Brodie) vi, 343
 sloughing, connected with the LIVER, cases of (C. Hawkins) xviii, 98
 in the LIVER, with a peculiar stethoscopic sound, cases of (J. C. Malcolmson) xx, 91, *et seq.*


ABSCESS (*continued*)

- in the LUNGS and other VISCERA, secondary, after injuries and surgical operations, observations on, with cases (T. Rose) xiv, 251
- after injuries and after labour, remarks on, with cases (J. M. Arnott) xv, 1, 94, 99, *et seq.*
- communicating with the left branch of the pulmonary artery (W. Crowfoot) xxvi, 154
- Remarks on the foregoing case (J. Dalrymple), 157.
- in the anterior MEDIASTINUM, communicating with both sides of the chest, the pericardium and trachea, and simulating aneurism of the innominate artery or arch of the aorta (D. MacLachlan) xxxiii, 201
- in the NECK, communicating by an ulcerated opening with the arch of the aorta (G. Busk) xxix, 297
- communicating with the internal jugular vein (W. Bloxam) xxvi, 112
- in the anterior part of the PELVIS, case of (J. Burne) xxii, 46
- formation of, beneath the STERNO-MASTOID MUSCLE, after perforation of mastoid cells (J. Hinton) li, 281
- of the TIBIA, cases of chronic (Sir B. Brodie) xvii, 239
- in the UTERUS, case of, in the centre of a fibrous tumour imbedded in its walls (R. Lee) xxxiii, 281
- in the VESICULA SEMINALIS, proving fatal by perforation of the bladder and extravasation of pus into the abdominal cavity, case of (M. Henry) xxxiii, 307
- ABSINTHIUM**, case of poisoning by (William Smith) xlvi, 23
- ABSORBENT GLANDS**, on some morbid appearances of the, and of the spleen (T. Hodgkin) xvii, 68
- ABSORBENTS**, experimental inquiry into the agency ascribed to the, in the removal of sequestra (G. Gulliver) xxi, 1
- of the UTERUS, inflammation of, in puerperal women (R. Lee) xvi, 411
- See *Lymphatics, &c.*
- ABSORPTION**, progressive, remarks on (C. A. Key) xix, 140
- of BONE, process of (J. Howship) viii, 67
- of dead bone (W. S. Savory) xlvii, 103
- experiments to ascertain if dead bone be subject to (G. Gulliver) xxi, 11
- of the bones of the head, two cases, followed in one of them by hernia cerebri (Cæsar H. Hawkins) xxxix, 285
- of LEAD, effect produced upon the gums by (H. Burton) xxiii, 63
- ACEPHALO-CYST**, description of the (E. Wilson) xxviii, 23

- ACEPHALOUS FÆTUS**, case of (— Burrows) ii, 52
 account of a case, with a sketch of the principal deviations from the ordinary formation of the body, &c. (W. Lawrence) v, 165
- ACETABULUM**, fracture of the bones of the pelvis extending through the, cases of (J. Swan), xii, 526; (H. Earle), xix, 249
- ACIDS**, their action upon albumen (J. Bostock) ii, 174
 See *Benzoic, Carbolic, Citric, Gallic, Hippuric, Hydrocyanic, Lithic, Nitric, Nitro-muriatic, Oxalic, Phosphoric, Prussic, Purpuric, Sulphuric, Tannic, Uric*
- ACROMIAL** end of the clavicle, removal of xlii, 7
- AOTON, William**
 Account of a case of partial double monstrosity (Ischiopage Symelien of Geoffroy Saint-Hilaire and Heteradelphina of Vrolik) xxix, 103
- ACTUAL** Caustery, see *Caustery*
- ACUPUNCTURE**, utility of, in the rheumatism of fleshy parts (J. Elliotson) xiii, 467
- ADAMS, John**
 Case of constipation of nine days' duration from scirrhus rectum, relieved by opening the sigmoid flexure of the colon in the left groin xxxv, 57
 Case of femoral hernia which had descended beneath the pectineal portion of the fascia lata, and was partially covered by the pectineus muscle xliii, 127
 Case of gastrotomy for extra-uterine gestation xlv, 1
- ADAMS, Robert**
 Case of dilated subclavian artery becoming aneurismal lii, 288-92
- ADAMS, William**
 On the reparative process in human tendons after subcutaneous division for the cure of deformities xlii, 309
 See *Hodgkin, Thomas*
 Analysis of his seven cases of autopsy of the results of tenotomy during life (R. Barwell) xlv, 28
- ADDISON, Thomas, M.D.**
 Observations on the anatomy of the lungs xxiv, 146
 On the keloid of Alibert, and on true keloid xxxvii, 27
- ADENOID** VEGETATIONS in the naso-pharyngeal cavity, their pathology, diagnosis and treatment (W. Meyer) liii, 191
 Symptoms of a peculiar permanent defect of speech, 192-3; the vegetations, their form and colour, 194-5; their structure, 196; attendant morbid conditions, 198; symptoms and diagnosis, 199-203; rhinoscopy and digital examination, 203-7; statistics, 207; causes and prognosis, 208-10; treatment: cauterization, instrument for scraping off tumours, &c., 210-14.









- ADHESION** of living to dead bone, observations on (G. Gulliver) xxi, 1
of the labia pudendi obstructing delivery, case of (W. Russell) xi, 445
- ADHESIONS** of the peritoneum, cases and observations illustrative of diagnosis in (R. Bright) xix, 176
- ADIPOCERE**, observations on (R. Quain, M.D.) xxxiii, 140, *et seq.*
Microscopic appearances, 141.
- ADIPOSE TUMOUR**, removed from the front of the abdomen, case of (Sir A. C. Cooper) xi, 440
- ADVENTITIOUS STRUCTURES**, on the anatomical characters of some (T. Hodgkin) xv, 265; xxvi, 242
- AERATION** of the blood in the lungs of birds (G. Rainey) xxxii, 52, 55
- AGE**, its influence on the success of surgical operations (W. Lawrence) vi, 190
influence of, on the liability to, and mortality of, malignant cholera (G. Budd) xxii, 113, 114
average, of the insane, of both sexes, when the disease supervened (J. Webster) xxxii, 118
OLD, on the diabetes of (H. Bence Jones) xxxvi, 403, 420
— report on the condition [enlargement] of the prostate in (J. C. Messer) xliii, 145
— frequency of ditto in (H. Thompson) xl, 79
- AGUE**, remarks on the prevalence of, in London, at different periods (Sir G. Blane) iv, 94
on the treatment of, by sulphate of quina (J. Elliottson) xii, 551; xiii, 464
on the connexion between the heat of the body and the excreted amounts of urea, chloride of sodium and urinary water during a fit of (Sydney Ringer) xlii, 361
General conclusions, 398.
- BRASS-FOUNDERS'** (E. H. Greenhow) xlv, 177
Notices by Thackrah, Blandet, Guérard, Tardieu, &c., 178-80.
- AIR**, quantity of, in the chest, in the varying conditions of respiration (J. Hutchinson) xxix, 142
experiments on the injection of, into the veins (J. Blundell) ix, 90
fatal case of its admission into the veins, during a surgical operation on the neck, with observations and references to analogous cases (J. Barlow) xvi, 27
— ditto into the axillary vein during an operation producing alarming syncope, with remarks (B. B. Cooper) xxvii, 41
— ditto into the pleural sac, during the operation of tying the subclavian artery (J. C. Warren) xxix, 30

AIR (*continued*)

description of an apparatus for subjecting large quantities of, to the influence of chemical reagents, with experiments in reference to the nature and cause of cholera (R. D. Thomson) xxxiii, 98

AIR-CELLS of the lungs, description of (G. Rainey) xxviii, 585
in the lung of the bird, description of the xxxii, 50

AIR-PASSAGES, propriety of attempting the removal of foreign bodies from the, discussed (J. G. Gregory) xxxiii, 1
See *Foreign bodies* in

AITKEN, William, M.D.

On the effects of twelve weeks' residence in Bulgaria, 1854, on the subsequent health of the British troops in the Crimea xl, 179

ALBERS, J. A., M.D.

Observations on a change of colour in the skin, produced by the internal use of nitrate of silver vii, 284
Additional facts relative to the subject, by P. M. Roget, 290.

Case of extra-uterine foetus retained for seven years, and passed per anum viii, 505

Observations on Dr. Locher's successful case of Cæsarean operation ix, 11

Case of inguinal aneurism cured after the use of compression ix, 26

ALBUMEN, characteristic property of, and theory of its coagulation by different agents (J. Bostock) ii, 174
methods for indicating its presence (J. Bostock) iv, 61
of the **BLOOD**, chemical properties of the (J. Berzelius) iii, 222

— amount of, in cholera (R. D. Thomson) xxxiii, 74, 87
in the **URINE**, in a peculiar state of combination, in a remarkable case of mollities and fragilitas ossium (W. Macintyre) xxxiii, 228

— in scarlet fever (S. Ringer) xlv, 124, 127

ALBUMINOUS FLUIDS, results of the analyses of various specimens of (J. Bostock) iv, 72

ALBUMINOUS URINE and dropsy, on the proximate cause of (G. Johnson) xxxiii, 107
and fatty **URINE**, case of (H. Bence Jones) xxxiii, 313
— sequel to ditto (H. Bence Jones) xxxvi, 79

ALBUMINURIA, in Bright's disease and after scarlatina, analysis of the blood of patients suffering from (A. B. Garrod) xxxi, 92

statistical report on cases of disease of the heart in relation to (A. W. Barclay) xxxv, 1

ALBUMINURIA (*continued*)

on diseases of the kidneys with, and their origin in
change occurring in the tubes or intertubular structure
[see under *Kidney*] (W. H. Dickinson) . . . xliii, 225
with disease of the kidney, second paper (W. H. Dickinson)
. xliv, 169

Chronic, originating during the convalescence from scarlet
fever and other eruptive diseases (H. Weber) . . . xlix, 199

ALCOCK, [Sir] *Rutherford*

Observations on injuries of joints and their treatment
. xxiii, 243

ALCOHOL, its action on albumen (J. Bostock) . . . ii, 176

ALDERSON [Sir] *James*, M.D.

On the pathology of whooping-cough xvi, 78

Notices of the effects of lead upon the system xxii, 82

Notice of a case of skin disease, accompanied with partial
hypertrophy of the mammary gland xxxvii, 13

ALDIS, *O. J. B.*, M.D.

The poisonous effects of coal gas upon the animal system
. xlv, 99

— additional experiments on ditto xlv, 107

ALGIERS, report of the state of the wounded on board the
Leander, in the action before (D. Quarrier) viii, 1

ALIBERT, see *Keloid* of

ALIMENTARY CANAL, on the malignant diseases to which it is
subject (B. Travers) xvii, 355

on the discharge of fatty matters from the (J. Elliottson)
. xviii, 67

See also *Intestines*

ALKALESCENCE of urine from fixed alkali in cases of disease
of stomach (Bence Jones) xxxv, 41

ALKALI, inquiry into the nature of the, contained in animal fluids
(A. Marcet) ii, 355

nature and proportion of the, contained in the serum of the
blood (A. Marcet) ii, 369

beneficial effects of, in whooping-cough (R. Pearson) . . . i, 23

ALKALINE SOLUTIONS, caustic, influence of, upon the therapeutic
properties of henbane, belladonna and stramonium (A.
B. Garrod) xli, 53, 61

ALLAN, *John*

Account of a rare case of complicated labour, from locking
of the heads of twins, with suggestions, &c. xii, 366

- ALLBUTT, Thomas Clifford, M.B.**
 Case of premature menstruation xlix, 161
 Case of myeloid transformation of the lungs xlix, 165
 On the state of the optic nerves and retinae as seen in the
 insane li, 97
- ALOES, effects on the liver xxxv, 255**
- ALPINUS, Prosper**
 On dilatation of the male urethra by inflation, referred to (R.
 M. Kerrison) xii, 316
- ALTHAUS, Julius, M.D.**
 On certain points in the physiology and pathology of the
 fifth pair of cerebral nerves lii, 27
- ALVINE EVACUATIONS, peculiar condition of the, assuming the
 character of an oily substance resembling fat, observations
 on (R. Bright) xviii, 2**
- AMAUROSIS, mobility of the pupil in a case of, observations on
 (J. Shaw) xii, 118**
 from the effects of lead upon the system (J. Alderson)
 xxii, 82
 Cat's-eye, observations on (W. Cumming) xxix, 290
 distinction between, and muscæ volitantes of nervous per-
 sons (J. Ware) v, 271
 consequent on acute "abscess" of the antrum produced
 by a carious tooth (S. J. A. Salter) xlv, 355
 statistical details of three years' experience in respect to
 the form of, supposed to be due to tobacco (J. Hutchinson)
 l, 411
 Tables of cerebral amaurosis in women and men, 416-26; analysis
 of ditto, 427.
- See *Pregnancy* complicated with
- AMERICA, statistical notices of the progress of Asiatic cholera
 over the continent of (S. W. J. Merriman) xxvii, 427**
 vital statistics of the penitentiaries of the United States of
 (W. Baly) xxviii, 124, 212, *et seq.*
- AMMONIA SALTS, preservative power of, against the destruc-
 tive effects of liquor potassæ on belladonna, &c. xli, 69**
- AMMONIA, LITHATE of, description of an urinary calculus com-
 posed of (W. Prout) x, 389**
 — observations on the deposition of, and account of calculi
 composed of, in the collection of St. George's Hospital
 (H. B. Jones) xxvi, 101, *et seq.*
- URATE of, description of an urinary calculus composed of
 (W. Prout) x, 389**
 — observations on the deposition of, and account of calculi in
 the collection of St. George's Hospital, composed of (H.
 B. Jones) xxvi, 101; xxvii, 102, *et seq.*

AMMONIO-Nitrate of silver, see *Silver*

AMNION, description of the, after the second month (R. Lee)
xvii, 488

AMORPHOUS matter of adventitious structures, negative character of (T. Hodgkin) xxvi, 252

AMPUTATION, statistics of, in severe injuries of the joints (R. Alcock) xxii, 248

results of, at University College Hospital, statistically arranged (J. P. Potter), with remarks on the mode of, and method of dressing adopted (R. Liston) xxiv, 155
analysis of cases of, in the Radcliffe Infirmary, Oxford, (E. L. Hussey) xxxix, 221

Amputation for disease, 222; for injury, 230; tables of cases, 244.

account of those performed at St. Bartholomew's Hospital, 1853-63, (G. W. Callender) xlvii, 75

Tables of amputations performed, 78-80; causes of death, 81; analyses of ditto, 82-5; causes of death, 85-95; influence of age and sex, 85-7; fatal days, 98.

causes of death after (T. Bryant) xlii, 67

Tables and analyses, 70-84; general conclusions on causes of death, pyæmia, &c., 85-90.

observations on, and on a new method of tying the arteries in (W. Lawrence) vi, 172

fatal cases of phlebitis after, with dissections (J. M. Arnott) xv, 34, *et seq.*

on the healthy and morbid condition of stumps after, with remarks on the advantages of the flap operation (G. Langstaff) xvi, 128, 152

treatment of stumps affected with osteo-myelitis after (T. Longmore) xlviii, 43

of the ARM, in a case of severe neuralgia from a wound in the radial nerve, with relief (A. Denmark) iv, 48

of the FINGER, for a severe nervous affection occurring after a punctured wound (J. Wardrop) viii, 246

at the HIP-joint, see below (*Thigh*)

at the KNEE-joint (G. D. Pollock) liii, 1

Cases, 4-8; results of the experience of other surgeons, 10-14; ditto of American and foreign surgeons, 16-18; tables of cases, 24-29.

of the LEG, by a long rectangular flap from the calf (H. Lee) xlviii, 195

of limb in a case of arterio-venous cyst in the popliteal nerve (C. H. Moore) xlix, 29

AMPUTATION (*continued*)

- at the **SHOULDER-joint**, case of, for enchondroma of the humerus (J. H. Cutting) ii, 266
 — in a case of spreading mortification of the arm (W. Lawrence) vi, 184
 — case of, with alarming syncope from admission of air into the axillary vein (B. B. Cooper) xxvii, 41
 — for subclavian aneurism (J. Spence) lii, 277, 306
 of part of the **TARSUS** and **METATARSUS**, and preservation of the shape and usefulness of the foot, case of (J. Dunn) xi, 337

Note on the preceding case (A. C. Hutchison), 346.

- of the **THIGH** where the femoral artery was ossified (W. Lawrence) vi, 193
 — at the **HIP-joint**, successfully performed (J. Orton) xiii, 605
 — at the **TROCHANTER MAJOR**, for necrosis of the femur, case of (W. Lawrence) vi, 174
 Immediate, after severe injuries, cases of, 178, *et seq.*; cases of, in persons advanced in years, 190.
 — supra-condyloid (W. Stokes, jun.) liii, 175

Notices of the methods of Petit, Brasdor, Hoin, Velpeau, Carden, Gritti, and Syme, 175-6; the present operation a modification of Gritti's, 179; two cases, 181-3.

- AMUSSAT** on the anatomical relations of the lumbar regions, and their relation with the colon (extract) xxxv, 217
 his operation in obstruction of the colon, question of its superiority to that of Littre xxxiv, 274
 on imperforate anus, &c. (notices) xliii, 291, &c.
 his operation for establishing an artificial anus in the **RIGHT** lumbar region, successful case of (S. Evans) xxviii, 95
 — in the **LEFT** lumbar region, successful case of (F. Field) xxxiii, 43
 — ditto, successful case of (J. Clarkson) xxxiii, 57
 — ditto, successful case of (J. W. C. Pennell) xxxiii, 255
 — see *Colotomy* (Lumbar)

- AMYLOID**, waxy or lardaceous deposit, on the nature of (W. H. Dickinson) i, 39

Analyses of cases, showing preceding affections, 42-5; composition of pus, 47; tables of per-centage of alkaline and earthy salts in amyloid and healthy livers, 61; amyloid deposit composed of dealcalised fibrin, 63.

- ANÆSTHESIA**, history of a singular instance of (—Vieusseux) ii, 217
 history of a case of, and reference to two analogous cases (J. Yelloly) iii, 90, 98

ANÆSTHESIA (*continued*)

- case of, from diseased brain (H. Earle) xiii, 530
 two cases of, and loss of motory function of the fifth nerve
 (J. Dixon) xxviii, 373

Table of recorded cases of, and loss of motory function of the fifth nerve, 375; results of experiments on one of the foregoing cases, 380; and account of the morbid changes found after death in the other, xxix, 131.

- RECURRENT, of the surface of the body, with partial loss of motor power in the limbs, from effects of effused products in spinal canal (J. W. Ogle) xliii, 388

ANÆSTHETICS, see *Chloroform, Ether*

- ANASARCA**, acute, of the scrotum, remarks on (R. Liston) xxii, 288

- ANASTOMOSIS** of the arteries of a limb on which the operation for popliteal aneurism had been performed (Sir A. Cooper) ii, 251

After ligation of the aorta of a dog, 260.

- at the groin, after ligation of the external iliac (Sir A. Cooper) iv, 428
 Aneurism by, see *Aneurism*

ANCELL, Henry

- Case of universal purulent deposition into the joints, &c., occurring as a sequel to smallpox xxi, 148
 History of a remarkable case of tumours developed on the head and face, accompanied with a similar disease in the abdomen xxv, 227

ANCHYLOSIS, see *Ankylosis*

ANDRAL M.

- Description of calcareous concretions in veins, referred to (T. H. Holberton) xvi, 70
 Cases of vascular appearances ascribed to inflammation, and distinctions between congestion and inflammation, referred to (J. Yelloly) xx, 15, 18
 On the fatality of ramollissement of the brain, referred to (J. Sims) xix, 384
 Observations on the absence of morbid appearances in the nervous system on post-mortem examinations, referred to (M. Hall) xxiv, 115
 Case of disease of crura cerebri xlv, 132
 and GAVARRET on the development of the penicilium glaucum xxxvi, 41

- ANEURISM**, on the operation for (G. Norman) x, 94
 on a new method of operating for the cure of (Sir P. Crampton) vii, 336

ANEURISM (*continued*)

- COMPRESSION in, probable causes, where failure has occurred in treatment by, &c. xxxiv, 156
 — constitutional treatment previous to xxxiv, 158
 on a new method of employing the LIGATURE in cases of (B. Travers) iv, 438; vi, 632
 cases in which the temporary ligature was employed (B. Travers) ix, 405
 on a new method of tying the arteries in, and remarks on the operation for (W. Lawrence) vi, 156, 198; viii, 488
 fatal cases of inflammation of veins after operation for (J. M. Arnott) xv, 31, *et seq.*
 on the treatment of, by MANIPULATION (W. Fergusson) xl, 1

circumstances attending the RUPTURE of, especially on mucous surfaces (W. T. Garidner) xlii, 189

INCURABLE, method of procuring the consolidation of fibrin in (C. H. Moore) xlvii, 129

Theory of the operation, 129; report of case by Dr. Murchison, 186; surgical remarks, 142.

contributions to the pathology of aneurisms involving the upper portion of the chest and root of the neck (J. Cockle) l, 459
 effects produced by the implication of branches of the pneumogastric nerve in (S. O. Habershon) xlvii, 35

Cases of aneurisms of the aorta and arteria innominata, 36, &c.

of the AORTA, (J. Thurnam) xxiii, 321

Of the ascending aorta ruptured into the left cavities of the heart, 381; of the posterior aortic sinus communicating with the left auricle, referred to, 381; of the left aortic sinus, projecting and threatening to become ruptured, into the left ventricle, referred to, 382.

- two cases of, in which there was neither pulsation nor abnormal sound (T. A. Barker) xxviii, 597
 — with a communication with the pulmonary artery recognised during life by physical diagnosis (W. F. Wade) xlv, 211

— (dissecting), see *Aneurism* (Dissecting) page 17

— (varicose), see *Aneurisms* (varicose) page 18

— implicating pneumogastric nerve (S. O. Habershon)

xlvi, 36

of the thoracic aorta, causing dysphagia, and which burst into the œsophagus (T. J. Armiger) ii, 244

- case which opened into the trachea and left bronchus, with hæmoptysis four years and eight months before death, &c. (W. T. Gairdner) xlii, 189

ANEURISM (*continued*)

- of the ascending aorta, bursting into the right ventricle, with a communication between the two ventricles (T. S. Beck) xxv, 15
- treated by the insertion of wire (C. Murchison) xlvii, 129, 136
- in the arch of the aorta, which had obliterated the left carotid artery (Sir A. P. Cooper) i, 12
- case of scrofulous abscess in the anterior mediastinum, simulating aneurism of the arch of the aorta or of the innominate (D. Maclachlan) xxxiii, 201
- of the descending aorta, that burst into the œsophagus (S. Cooper) xvi, 339
- of the abdominal aorta, enormous, with post-mortem appearances (Sir D. J. H. Dickson) xxi, 401
- death from xxxvi, 135
- case which was cured by compression of that artery immediately above the tumour (William Murray) xlvii, 187
- AXILLARY**, on the treatment of (J. Syme) xliii, 137
- case of, from a punctured wound, in which the artery was tied below the clavicle with success (R. Chamberlaine) vi, 128
- successfully treated by ligature of the subclavian artery above the clavicle (— Post) ix, 185
- an unsuccessful case of operation for, above the clavicle (C. Mayo) xii, 12
- a successful case, in which the subclavian was tied (H. L. Gibbs) xii, 531
- ditto, ditto (C. A. Key) xiii, 1
- ditto, ditto (J. Crossing) xvi, 344
- ditto, ditto (C. Mayo) xvi, 359
- on the right side, case of, for which the subclavian artery was successfully tied, the left subclavian having been ligatured for an aneurism about three years previously (E. J. Furner) li, 163
- CAROTID**, two cases treated by operation, one being successful (Sir A. P. Cooper) i, 1, 224
- a case of, and successful operation for, but ultimately fatal on the thirty-fifth day (J. P. Vincent) x, 212
- Appearances on dissection, 216.
- case of successful operation for (G. Lyford) xi, 97
- ditto, but ultimately fatal from hæmorrhage (H. Coates) xi, 276
- ditto, in which the ligature was applied above the tumour (J. Wardrop) xiii, 217
- see *Aneurism* (Dissecting), see also *Artery* (Carotid)

ANEURISM (*continued*)

- FEMORAL, case of, in the groin, cured by COMPRESSION (J. A. Albers) ix, 205
- treated by long-continued compression of the common iliac (J. Birkett) lii, 317
- two cases of, in the groin, successfully treated by LIGATURE of external iliac, with an account of the anastomosis of the arteries at the groin (Sir A. Cooper) iv, 428, 434, 436
- case of, in the groin, successfully treated by ditto (W. Lawrence) vi, 205
- case of, after a gunshot wound below Poupart's ligament, ditto, unsuccessful (C. Collier) vii, 136
- case of, in the groin, cured by ditto (J. S. Soden) vii, 531
- case of, immediately below Poupart's ligament, successfully treated by ditto (G. Norman) x, 94
- sequel of the foregoing case, and account of the condition of the blood-vessels of the limb after death, and twenty years after the operation (G. Norman) xx, 301
- case of, in the groin, ditto, unsuccessful (G. Norman) x, 99
- case of, in the groin, ditto, successful (E. Salmon) xi, 398
- case of, in the groin, in which pulsation reappeared after the application of a ligature to the external iliac (P. Hewett) xxix, 75
- case of, the sac of which burst, and its treatment (J. Birkett) l, 431
- false aneurism of a branch of the external femoral artery from a wound by a pistol-ball, for which the external iliac artery was tied, without success (R. Liston) xxix, 107
- remarkable case of varicose aneurism of the (J. G. Perry) xx, 21
- GLUTEAL, supposed case of, cured by ligature of internal iliac (W. Stevens) v, 422
- dissection of the parts concerned in the foregoing case, and the ischiatic artery found to have been the true seat of the aneurism (R. Owen) xvi, 219
- of the HEART, with cases (J. Thurnam) xxi, 187
- Appendix to the foregoing, showing the authorities for 74 cases, 262.
- ILIAC, case of (James Syme) xlv, 381
- EXTERNAL, case of, for which the femoral artery, and subsequently the aorta, were tied unsuccessfully (J. H. James) xvi, 1
- case of, in which the common iliac was tied (death on the tenth day), with remarks (Sir P. Crampton) xvi, 157

ANEURISM, ILIAC, EXTERNAL (*continued*)

- case of, for which the common iliac was tied with success (R. Hey) xxvii, 325
- of the external iliac and common femoral arteries, treated by digital pressure (H. Lee) xlv, 441
- double, affecting the right external iliac and femoral and the right popliteal arteries, case of, cured by pressure upon the common iliac and femoral (J. Hilton) lii, 309
- INGUINAL, see *Aneurism* (Femoral)
- of the INNOMINATA, case producing suffocation (W. Lawrence) vi, 227
- case in which the carotid and subclavian arteries were tied, and the patient survived four months and a half after the first operation (W. Wickham) xxiii, 405
- case of *dissecting*, of, together with the aorta and right carotid, giving rise to suppression of urine and white softening of the brain (R. B. Todd) xxvii, 301
- case of an abscess in the anterior mediastinum, simulating aneurism of the, or of the arch of the aorta (D. Maclachlan) xxxiii, 201
- implicating the branches of the pneumogastric (S. O. Habershon) xlvii, 36
- INTRA-CRANIAL, compressing of the brain by, and resulting paralysis of left side, &c. (J. W. Ogle) xlii, 403
- MESENTERIC, superior, two cases of, in one of which jaundice was induced by pressure of the sac (J. A. Wilson) xxiv, 221
- in the ORBIT, see *Aneurism* by anastomosis of the orbit, *Eye-ball* (Protrusion of).
- of the OPHTHALMIC artery, traumatic, consequent on injury of the head, cured by ligature of common carotid (T. B. Curling) xxxvii, 221
- POPLITEAL, dissection of a limb in which the femoral artery had been tied for a popliteal aneurism seven years previously (Sir A. Cooper) ii, 251
- case of, with suppuration of the sac, following LIGATURE of femoral artery (W. Lawrence) vi, 203
- diffused, case of, of unusual character (W. Lawrence) viii, 495
- observations on the symptoms attending the change of, from a circumscribed into a diffused state, with a case for which the femoral artery was tied, and the limb subsequently amputated on the fifth day (S. Cooper) xvi, 320
- two cases of, treated by temporary ligature of the femoral artery (Sir P. Crampton) vii, 359
- case of, wherein a temporary ligature was first applied to the femoral artery, which not succeeding, the usual operation was performed with success (B. Travers) ix, 409

ANEURISM, POPLITEAL (*continued*)

- case of, in which a temporary ligature was applied to the femoral artery with success (W. Roberts) . . . xi, 100
- a case for which the femoral artery was tied with success, and the following year the operation was performed on the opposite limb for a similar disease, and cured (G. Norman) . . . x, 116
- case of, in which the superficial femoral artery was first tied, but owing to secondary hæmorrhage a ligature was placed round the artery in the groin; but the bleeding recurring from the wound where the first ligature had been applied, amputation of the limb was performed; alarming hæmorrhage took place from the wound in the groin, the external iliac was then tied, and the patient recovered (S. Hadwen) . . . xxi, 318
- case of, in which the femoral artery was tied with success after the sac had burst (J. D. Wright) . . . xxxii, 167
- case of, cured by COMPRESSION of the femoral artery (E. Greatrex and W. T. C. Robinson) . . . xxviii, 39
- case of, treated by compression, and remarks on the method (O'B. Bellingham) . . . xxxiv, 143
 - List of cases in Dublin, 1843-50, 148; statistics of the results of the ligature, 154.
- dissection of a case, in which two had been treated by compression of the femoral arteries (P. Hewett) xxxiv, 161
- case of, cured by compression of the femoral artery, the patient dying five months after of aneurism of the abdominal aorta (J. Monro) . . . xxxvi, 135
- case of, cured by digital compression (G. Southam) . . . xli, 211
- account of some unusual occurrences during the cure of [by compression] (C. H. Moore) . . . xlvii, 17
- case successfully treated by FLEXION of the knee-joint (E. Hart) . . . xlii, 205
- ditto (A. Shaw) . . . xlii, 209
- case successfully treated by flexion of the knee (A. E. Durham) . . . xlvii, 25
- case of, cured by flexion of the knee (H. C. Johnson, narrated by E. Hart) . . . xlvii, 29
- of the PULMONARY artery, together with malformation of the heart, case of (T. B. E. Fletcher) . . . xxv, 282
- spontaneous varicose of the ascending aorta and pulmonary artery (J. Thurnam) . . . xxxiii, 349
- of the right RENAL artery, false (T. A. Barker) . . . xxviii, 602
- of the SCIATIC artery, cured by ligature of external iliac (W. Stevens) . . . v, 422
- dissection of the parts concerned in the foregoing case (R. Owen) . . . xvi, 219

ANEURISM (*continued*)

of the **SUBCLAVIAN** artery, fusiform and tubular, case of, treated by indirect digital compression (A. Poland) lii, 277

Notices of other cases of deviation of the subclavian artery, 282-4; ditto to cases of extra cervical rib, 285-6; difference of dilated arteries and aneurisms, 286-8; Robert Adams's case of dilated subclavian becoming aneurismal, 288-92; absence of pulsation in neighbouring arteries, 293-6; treatment, 297-302.

— amputation at the shoulder-joint for, recovery (J. Spence) lii, 306

— right, cured by direct compression (F. M. Corner) lii, 308
of the **TEMPORAL** vessels, arterio-venous, case which was treated by ligature of both the artery and the vein (C. H. Moore) xli, 1

of posterior **TIBIAL** artery, aneurismal varix following pressure for cure of (O. Pemberton) xlv, 189

of posterior **TIBIAL** vein, communicating with popliteal artery (E. Cock) xxxiv, 327

of the **ULNAR** artery, from a wound received in bleeding, case of, in which the temporary ligature was successfully employed (B. Travers) ix, 405

VENTRAL, case of an enormous, with post-mortem appearances (Sir D. J. H. Dickson) xxi, 401

by **ANASTOMOSIS**, of the **ORBIT**, case of, in the left orbit, cured by ligature of common carotid artery (B. Travers) ii, 1

— case of, in the left orbit, in which the carotid was tied with success (W. Dalrymple) vi, 111

— remarks on the two previous cases of Mr. Travers and Mr. Dalrymple xxii, 131

— ditto, case of, cured by tying the left common carotid artery (G. Buak) xxii, 124

— ditto, account of three cases treated by ligature of the common carotid artery (T. Nunneley) xlii, 165, 187

Notices of recorded cases, 165; doubtful character of some cases of so-called aneurism by anastomosis of the orbit, 182; fourth case of spontaneous aneurism of the orbit, 187.

— case of, of the **FINGER**, where compression and ligature of both radial and ulnar arteries failed, but which was ultimately cured by an incision through all the soft parts, excepting the tendons and theca (W. Lawrence) ix, 216

— case of, of the **FOREHEAD**, treated by the application of ligatures (Sir B. Brodie) xv, 177

— of the **SCALP**, treated successfully by ligature of the common carotid and setons (G. Southam) xlviii, 65

DISSECTING, of the aorta, in a case of hemiplegia, with hypertrophy of the heart (J. R. Bennett) xxxii, 157

ANEURISM, DISSECTING (*continued*)

— of the aorta, case of (C. H. Fagge) lii, 341
 Notices of other recorded cases and of Dr. Peacock's paper on the subject, 348.

— of the aorta, innominata, and right carotid, case of, giving rise to suppression of urine and white softening of the brain (B. B. Todd) xxvii, 301

— of the heart, remarks on (J. Thurnam) xxi, 233

TRAUMATIC, of the ophthalmic artery, consequent on injury of the head, cured by ligature of the common carotid artery (T. B. Curling) xxxvii, 221

TRAUMATIC VARICOSE, see *Arterio-venous cyst*

VARICOSE, numerous cases of spontaneous, of the aorta and sinuses of Valsalva (J. Thurnam) xxxiii, 321

Three cases between the abdominal aorta and vena cava, 332, 337; of the ascending aorta and superior vena cava, 338; of the ascending aorta and appendage of the right auricle, 341; of the three sinuses of Valsalva, right auricle, and termination of the superior cava, 343; of the right aortic sinus and summit of the right ventricle of the heart, 347; four cases of, of the ascending aorta and pulmonary artery, 349, 351, 353, 356; of the arch of the aorta and left pulmonary artery, 355; reference to similar cases, 358.

— of the temporal vessels, treated by ligature (C. H. Moore) xli, 1

— a remarkable and complicated case of, in the thigh, for which the femoral artery was tied without success, with appearances on dissection (J. G. Perry) xx, 31

— case of, in upper part of thigh, following pressure for the cure of an aneurism of posterior tibial artery (O. Pemberton) xlii, 189

Notices of previously recorded cases, 189-92; case, 193.

ANEURISMS, FALSE, some remarks on (R. Liston) xxix, 107

— of the right renal artery (T. A. Barker) xxviii, 602

ANEURISMAL DILATATION of the heart, remarks on (J. Thurnam) xxi, 231, 251, 256

ANEURISMAL CLAMPS and other pressure instruments, note on the application of indices to (E. Hart) xlvii, 31

ANGINA PECTORIS, history of a case of, with the appearances on dissection (A. P. Wilson Philip) iii, 290

on the treatment of the symptoms of (A. P. W. Philip) vii, 511

history of two cases, with appearances on dissection (S. Black) vii, 70

a fungoid growth found upon the anterior apex of the left ventricle of the heart in a case of (B. Travers) xvii, 354

remarks on the immediate condition on which the symptoms of, depend, with cases (B. Quain) xxxiii, 158, *et seq.*

- ANIMAL BODY**, see *Body*
- ANIMAL FLUIDS**, see *Fluids* (Animal)
- ANIMAL HEAT**, see *Heat* (Animal)
- ANIMAL MATTER**, on the proportion of, in the different bones of the human body (G. O. Rees) xxi, 406
 — urine strongly charged with, in a remarkable case of mollities and fragilitas ossium (W. Macintyre) xxxiii, 211, 228
 Results of the analysis of the urine in the foregoing case, 231.
- ANIMALS**, on the relation between the constituents of the food and the systems of (R. D. Thomson) xxix, 327
- ANIMATION, SUSPENDED** (see *Committee, Report*) xlv, 449
 — Bain and Pacini's methods (see *Committee, Report*) liii, 291
 — use of the hot bath in (A. T. H. Waters) xlv, 135
- ANKLE**, history and dissection of a case in which there had been dislocation of, with fracture of the fibula (W. Lawrence) xvii, 58
 case of scirrhus-cancerous ulcers of, and of the heel (B. Travers) xvii, 370
 cases of absorption of the cartilages of (H. Mayo) xix, 51, 63
 case of scrofulous disease of (H. Mayo) xix, 66
 results of the treatment of injuries of, by gunshot (R. Alcock) xxiii, 260, *et seq.*
 reference to M. Bonnet's proposal of having recourse to tenotomy in certain cases of disease of (C. De Morgan) xxxiii, 22
- ANKYLOSIS**, remarks on the varieties of (H. Mayo) xix, 67
 of the atlas and axis consequent on dislocation from disease, case of (W. Lawrence) xiii, 400
 Observations suggested by the foregoing case, 405; ankylosis between the occiput and atlas, and cervical and dorsal vertebræ, description of remarkable specimens of, and references to authors on, 414, &c.
- of the atlas and occipital bone after an injury from a fall (T. H. Holberton) xxiv, 76
 of the first and second cervical vertebræ, description of a specimen of (J. Paget) xxxi, 285
 — note on the preceding case (J. Paget) xxxii, 177
 of the two upper vertebræ and occipital bone, description of a specimen of (A. Shaw) xxxi, 289
 of the base of the stapes to the margin of the fenestra ovalis, in cases of deafness (J. Toynbee) xxxii, 74
 Bony, between the humerus and scapula after disease (Holmes Coote) xxxviii, 95

- ANKYLOSIS** (*continued*)
 on forcible extension and rupture of the uniting medium of partially ankylosed surfaces (B. E. Brodhurst) xl, 125
 Notices of previous writers on the subject, 126.
- ANODYNE** effects of stramonium (A. Marcet) vii, 546
 — of the cannabis sativa of India (J. Clendinning) xxvi, 188
- ANOSMIA**, cases illustrating the physiology and pathology of the sense of smell (Wm. Ogle) liii, 263
 Three cases with entire loss of smell, 263-7; physiological limits of the gustatory and olfactory sensations, 266; cases of loss of the sense of smell, with perception of flavour, 267-72; case of loss of sensation (with the nerves of taste and smell in their integrity) through adhesion of soft palate to pharynx, 272; cases with central lesion and loss of smell in one nostril, &c., 273-5; case by Dr. Hutchison of contemporaneous loss of colour in skin, and of smell, in a black, 276; question of the correspondence between intensity of pigmentation and acuteness of smell, 277-86; ditto with senses of hearing and vision, 287-90.
- ANTIGUA**, history of the progress and inquiry into the causes of yellow fever in the island of, in 1816 (A. Musgrave) ix, 93
- ANTIMONY**, tartarised, remark on the production of pustules upon the genitals by the application of the ointment of, to the lower extremities (J. Elliotson) xiii, 241
 — effects on the liver xxxv, 255
- ANTIMONIAL** powder, on the exhibition of large doses of (J. Elliotson) xiii, 232
- ANTRUM MAXILLARE**, observations on cancer of (B. Travers) xv, 248
 — on tumours of (R. Liston) xx, 169, 177
 acute abscess of, produced by a carious tooth, and consequent amaurosis (S. J. A. Salter) xlvi, 355
- ANUS**, dilatation of the, and extraction of a stick 9½ inches long, jammed in the hollow of the sacrum (H. L. Thomas) i, 129
IMPERFORATE, see *Rectum* (Congenital imperfections of); *Colon*, and below (Artificial)
- ARTIFICIAL**, results of the operation for establishing, in 26 cases in infants, and in 19 cases in adults (B. Phillips) xxxi, 30
 — analysis of 44 cases of (Cæsar H. Hawkins) xxxv, 91
 Table of the cases, 91-104; cases in which the peritoneum was opened, 92; cases operated on without injury to the peritoneum, 93; sex and age of patients, 106; nature of disease, 107; causes of death, 110; situation in which bowel was opened, 113; errors of diagnosis, 117.
 — case in which the ascending colon was opened in the right loin, with success (S. Evans) xxviii, 95

ANUS, ARTIFICIAL (*continued*)

- successful case of, established in the left loin for disease of the sigmoid flexure of the colon and rectum (F. Field) xxxiii, 43
- successful case of, in left loin, for disease of the sigmoid flexure of the colon and rectum (J. Clarkson) xxxiii, 57
- successful case of, established in left loin, for stricture of the rectum (J. W. C. Pennell) xxxiii, 255
- two cases of operation in ascending and descending colons (W. J. Clement) xxxv, 209
- description of an ivory plug or nipple for cases of xxxv, 236
- see *Colotomy*

- AORTA, anatomy of the ascending** (J. Thurnam) xxiii, 325
- case in which it arose together with the pulmonary artery from the right ventricle (G. Gregory) xi, 296
- case of transposition of, and of the pulmonary artery (W. H. Walshe) xxv, 1

References to recorded analogous cases, 1; duration of life in seven such cases, born alive, 13.

- communicating with both ventricles, case of (T. B. Peacock) xxx, 131

Aneurism of, see *Aneurism*

- case of an **ABSCCESS** in the neck communicating by an ulcerated opening with the arch of the (G. Busk) xxix, 297
- case of abscess in anterior mediastinum, forming a tumour above the clavicle, and simulating aneurism of the arch of the (D. Maclachlan) xxxiii, 201

- CALCULI** from the arch of the, chemical examination of (J. Bostock) xix, 87

- OBSTRUCTED**, case of, with remarks (R. Graham) v, 287
- the arteries arising from the arch of the obstructed, by a preternatural growth in the lining membrane, case of (J. Yelloly) xii, 565

- softened fibrine in the, cases of (G. Gulliver) xxii, 142
- death from penetration of, by **PERFORATING ULCER** of the cesophagus (W. H. Flower) xxxvi, 353

- RUPTURE** of the, producing dissecting aneurism, case of (J. B. Bennett) xxxii, 157

- case of imperforate arch of, in which the root of the aorta was ruptured (T. A. Barker) xliii, 131

- LIGATURE** of the, in dogs, and description of the subsequent anastomosing vessels (Sir A. Cooper) ii, 260

- an unsuccessful case of, for aneurism of the external iliac artery, for which the femoral artery had been previously tied (J. H. James) xvi, 1

- AORTIC SINUSES, anatomy of the, and cases of spontaneous varicose aneurisms of the** (J. Thurnam) xxiii, 323

- AORTIC VALVES**, case of aneurismal dilatation of one of the (J. Thurnam) xxi, 256
 — contributions to the statistics of disease of the (A. W. Barclay) xxxi, 185
- APOPLECTIC CYST**, origin of, in many cases (P. Hewett) xxviii, 77
- APOPLEXY**, observations on the condition of the cerebral and spinal functions in (M. Hall) xxxiii, 131
 on the morbid appearances met with in (J. Sims) xix, 265
 On the connection of serous effusion into the ventricles or membranes with, 265; on simple sanguineous apoplexy, 294.
- Congestive, following a fit of epilepsy, case of, with observations illustrative of the pathology of the nervous system (M. Hall) xxiv, 90
 of the cerebellum, details of a case of (R. Dunn) xxxii, 107
 Pulmonary, from obstructions of the pulmonary arteries, remarks on (J. Paget) xxvii, 163
 Spinal, case of (T. Chevalier) iii, 102
- APPARATUS** for preparing pharmaceutical extracts in vacuo, description of (J. T. Barry) x, 242
 description of, employed in the analysis of organic substances (W. Prout) viii, 528
 description of, used for the transfusion of blood (J. Blundell) ix, 63
 description of, for subjecting large quantities of air to the influence of chemical reagents (R. D. Thomson) xxxiii, 93
- APPEARANCES**, vascular, in the human stomach, frequently mistaken for inflammation, observations on the (J. Yelloly) iv, 374
 — of mucous and serous membranes as indicative of inflammation (J. Yelloly) xx, 1
- APPENDIX VERMIFORMIS CÆCI**, see *Cæcum*, Appendix of
- AQUEOUS HUMOUR**, on the anatomy of the membrane of the (A. Jacob) xii, 502
 on the effects of evacuating, in inflammation of the eyes, and in some diseases of the cornea (J. Wardrop) iv, 145
- ARACHNOID** and sub-arachnoid tissues, on effusions into (J. Sims) xix, 265
 on extravasations of blood into the cavity of (P. Hewett) xxviii, 45
 on the ganglionic character of the arachnoid membrane of the brain and spinal marrow (G. Rainey) xxix, 85
- ARBUTUS Uva Ursi**, observations on the medical properties of (S. Barton) vii, 143

- ARCUS SENILIS** of the cornea, due to fatty degeneration, and frequently associated with fatty disease of the heart (R. Quain, M.D.) xxxiii, 161
- ARETEUS** on the cure of calculous diseases, referred to (A. C. Hutchison) xxi, 21
- ARM**, painful affection of, produced by a wound of the radial nerve, for the relief of which amputation was performed (A. Denmark) iv, 48
- case of (J. Pearson) viii, 252
- after a punctured wound of the finger, amputation of the finger successfully performed (J. Wardrop) viii, 247
- from a wound of the thumb, relieved by division of the nerve (J. Wardrop) xii, 205
- from a tumour, involving the ulnar nerve (W. Lawrence) xvii, 83
- case of carcinoma of the skin of the (W. Lawrence) iii, 76
- cutaneous medullary tumours of (B. Travers) xvii, 374
- compound fracture of, analysis of cases xlii, 27
- see *Fractures*
- ARMIGER, Thomas J.**
Case of dysphagia, produced by aneurism of the aorta ii, 244
- ARMY**, British, in the Peninsula, medical history of (Sir J. Macgrigor) vi, 381
- account of the sickness and mortality of, in the islands of Zealand, in 1809, with observations on the Walcheren fever (Sir G. Blane) iii, 1, 10, *et seq.*
- in the Crimea, effects of previous residence in Bulgaria on (W. Aitken), [*see Troops*] xl, 179
- ARMY MEDICAL BOARD**, queries by the, respecting the epidemic fever at Gibraltar, in the years 1804, 1810, and 1818, with the answers of Dr. Gilpin, to whom they were addressed v, 304
- ARNOLD, —, M.D.**
Case of cyanache laryngea ix, 81
- ARNOT, David Gale**
Case in which a piece of iron was found in a cyst within the thorax, where it had remained for fourteen years xiii, 281
- ARNOTT, James Moncrieff**
Case of stricture of the urethra, treated by incision xii, 351
- A pathological inquiry into the secondary effects of inflammation of the veins xv, i
- Case of œsophagotomy, with remarks xviii, 86
- Case of malignant disease occupying one half of the tongue, in which a ligature was applied from beneath the jaw xxii, 20

ARNOTT, James Moncrieff (*continued*)

- Case of large osseous tumour of the uterus xxiii, 199
 Case of punctured wound, and ligature of the posterior tibial
 artery, in the upper third of its course xxix, 43
 Case of tumour in the groin, where the testicle had not
 descended, and operation for its removal xxx, 9
 Case of malignant tumour of the os uteri, excised during labour
 xxxi, 37

ARROWSMITH, R., M.D.

- Fatal case of dysphagia, produced by a polypous growth in
 the œsophagus xxx, 229

ARSENIC, remarks on the use of nitrate of silver as a test for
 (A. Marcet) iii, 342

Note on the foregoing, vi, 663.

- case of recovery from the effects of, with remarks on a new
 method of detecting its presence (P. M. Roget) ii, 137, 156
 in CHOREA, good effects of (T. Martin) iv, 45
 — on its use in, with cases (T. Salter) x, 218
 — a case successfully treated by (G. Gregory) xi, 299
 employed in a case of HYDROPHOBIA (A. Marcet) i, 141
 on the effects of, in counteracting the poison of serpents
 (J. P. Ireland) ii, 396

Note on the foregoing (T. Chevalier), 403.

- case of ill-conditioned ULCER of the TONGUE successfully
 treated by (C. Lane) viii, 201
 on the use of, in some affections of the UTERUS (H. Hunt)
 xxi, 277

ARTEMISIA ABSINTHIUM [oil of wormwood], case of poisoning
 by (William Smith) xlvi, 23**ARTERIES**, table of, in a case of monstrosity xli, 101
 on the causes of their vacuity after death (J. Carson)

xi, 165

- ANASTOMOSIS of, after the operation for aneurism (Sir
 A. P. Cooper) ii, 251; iv, 428

— see *Aneurism* by anastomosis

- on fatty degeneration of the (G. Gulliver) xxvi, 86

- OBSTRUCTIONS in, on some of the principal effects resulting
 from the detachment of fibrinous deposits from the interior
 of the heart into (W. S. Kirkes) xxxiv, 281

- fibrinous, of the brain and other organs, cases illustrating
 their causes and effects (S. W. Sibley) xlv, 255

Plug in cerebral artery, with disease of brain, 256; softening of
 brain, with disease of valves of the heart, 261; obstructions in cere-
 bral arteries, 262; fibrinous deposits in internal organs, 264; sum-
 mary, 266.

- two cases of extensive, from separated cardiac vegetations,
 followed by gangrene of the lower extremities and death
 (S. J. Goodfellow) xlv, 367

1
2
3
4
5







ARTERIES, OBSTRUCTIONS in (*continued*)

cases of softened fibrine in (G. Gulliver) xxii, 142

OBLITERATION, case of a young woman in whom the main arteries of both upper extremities and of the left side of the neck were completely obliterated (W. S. Savory)

. xxxix, 205

Post-mortem examination, 211.

— experiments and observations illustrative of the effects of different methods of procuring (Sir P. Crampton) vii, 336
 account of some experiments on the use of styptics in hæmorrhage from (C. Hawkins) xvii, 121
 remarks on wounded arteries, secondary hæmorrhage, and false aneurisms (B. Liston) xxix, 107

LIGATURE of, observations upon (B. Travers) iv, 438; vi, 632

— on a new method of tying them in surgical operations (W. Lawrence) vi, 156; viii, 488

— See under particular arteries (*passim*)

on TORSION of, as a means of arresting hæmorrhage (T. Bryant) li, 199

and VEINS, on the repair of, after injury (H. Lee and L. S. Beale) l, 477

Opinions of Jones, Hunter, Sir Jas. Simpson, &c., on adhesion of arteries, &c., 477-9; microscopical observations showing the non-dependence of the process of repair on adhesive inflammation, 481.

See *Aorta*.**ARTERY, AXILLARY, see** *Aneurism of*

BRACHIAL, temporary ligature of the, successful, in a case of aneurism at the bend of the elbow (B. Travers) . . ix, 405

— aneurism of, see *Aneurism*

CAROTID, LIGATURE of, unsuccessful, for aneurism of the right side, with the appearances on dissection (Sir A. Cooper)

. i, 1

— description of a case in which the left, had been obliterated by the pressure of an aneurism in the curvature of the aorta (Sir A. Cooper) i, 12

— ligature of, successful, for aneurism of the left side (Sir A. Cooper) i, 224

— ditto, in the ass and horse, and description of the appearances on dissection (B. Travers) iv, 465

— ditto, experiments with, in the dog (W. Lawrence)

. vi, 199

— ditto, successful, of the left, for aneurism by anastomosis in the orbit (B. Travers) ii, 1

— ditto, successful, for aneurism by anastomosis in the left orbit (W. Dalrymple) vi, 111

ARTEBY, CAROTID (*continued*)

- ligature of, successful, on the right side, for aneurismal tumour in the orbit (G. Busk) xxii, 124
 Note of an analogous case, 134.
- ditto, of the left, previously to removing a tumour from the face and neck (W. Goodlad) vii, 112
- — sequel of the foregoing case (W. Goodlad) viii, 577
- ditto, in a case of fatal hæmorrhage from the extraction of a tooth (R. Blagden) viii, 224
- ditto, on the left side, in an infant, for a large subcutaneous nævus, survived fourteen days (J. Wardrop) ix, 206
- ditto, successful, of the right, for a large nævus on the head, (— Arenat) xii, 203
- ditto, of the carotid, and subclavian arteries, for aneurism of the innominata (W. Wickham) xxiii, 405
- ditto, successful, for a wound in the face (C. Collier) vii, 107
- ditto, successful, in a case of penetrating wound of the neck (F. Le Gros Clark) xxx, 15
- ditto, in two cases, followed by disease of the brain (J. P. Vincent) xxix, 37
- ditto, of common, in traumatic aneurism of the ophthalmic artery (T. B. Curling) xxxvii, 221
- ditto, of common, and setons in aneurism by anastomosis of the scalp (G. Southam) xlviii, 65
- ditto, of common, in aneurism of the orbit (T. Nunneley) xlii, 165
- internal, ulceration of, produced by acute caries of the walls of the tympanic cavity (J. Toynbee) xliiii, 217
- CORONARY, ossification of the, in two cases of angina pectoris (S. Black) vii, 70
- ossification or obstruction of the, in fatty disease of the heart, observations on (R. Quain) xxxiii, 148
- FEMORAL, aneurism of, *see Aneurism (Femoral)*
- COMPRESSION of the, successful, in a case of inguinal aneurism (J. A. Albers) ix, 26
- ditto, case of popliteal aneurism successfully treated by the (E. Greatrex, and W. T. C. Robinson) xxviii, 39
- ditto, for cure of popliteal aneurism (J. Monro) xxxvi, 135
- hæmorrhage, case of secondary, from a wound of the, with ligature of external iliac artery, followed by mortification of the foot and leg; recovery after amputation above the knee (G. Norman) x, 197
- LIGATURE of the, for popliteal aneurism, case of, with dissection of the limb, seven years after the operation (Sir A. Cooper) ii, 251
- ditto, for aneurism between the thigh and the ham, followed by suppuration of the sac (W. Lawrence) vi, 203

ARTERY, FEMORAL (*continued*)

- ligature of, in a remarkable case of varicose aneurism (J. G. Perry) xx, 31
- ditto, in a case of popliteal aneurism, after the sac had burst (J. D. Wright) xxxii, 167
- for additional cases of ligature of the, see *Aneurism* (Popliteal)
- ossified, in a case of amputation of the thigh (W. Lawrence) vi, 193

GLUTEAL, see *Aneurism* (Glutæal)

- ILIAC, COMMON, LIGATURE** of the, in a case of aneurism of the external iliac (unsuccessful), with remarks (Sir P. Crampton) xvi, 157
- ditto, successful case of, for aneurism of the external iliac (R. Hey) xxvii, 325

Reference to the cases in which a ligature has been applied to the, 326.

- ditto, in a case of pulsating tumour originating in the walls of the pelvis (E. Stanley) xxviii, 317
- ditto ditto (C. H. Moore) xxxiv, 463

ILIAC, EXTERNAL, aneurism of, see *Aneurism* (Iliac)

- **LIGATURE** of, account of the anastomosis of the arteries of the groin after, with cases of ligature of, for inguinal and femoral aneurism (Sir A. Cooper) iv, 428
- ditto, successful case of, for inguinal aneurism (W. Lawrence) vi, 205
- ditto, in a case of femoral aneurism, with post-mortem appearances (C. Collier) vii, 136
- ditto, for inguinal aneurism (J. S. Soden) vii, 531
- ditto, for femoral aneurism (G. Norman) x, 95
- — account of the condition of the blood-vessels in the limb, twenty years after the operation, in the foregoing case (G. Norman) xx, 301
- ditto, in a case of wounded femoral artery, followed by mortification of the foot and leg, recovery after amputation above the knee (G. Norman) x, 107
- ditto, for inguinal aneurism (E. Salmon) xi, 398
- ditto, for secondary hæmorrhage, after tying the femoral artery and amputating the limb, in a case of popliteal aneurism, with recovery (S. Hadwen) xxi, 318
- ditto, for femoral aneurism, in a case presenting some peculiarities, with remarks (P. Hewett) xxix, 75
- ditto, unsuccessful case of, for a false aneurism of a branch of the external femoral artery (R. Liston) xxix, 107
- ditto, in treatment of elephantiasis arabum (T. Bryant) xlix, 175
- ILIAC, INTERNAL, successful case** of ligature of, for aneurism (supposed) of the glutæal artery (W. Stevens) v, 422

ARTERY, INTERNAL ILIAC (*continued*)

- account of the dissection of the parts concerned in the foregoing case, and the ischiatic found to have been the artery affected (R. Owen) xvi, 219

Reference to cases in which the internal iliac has been tied, 228.

- INNOMINATA, aneurism of, see *Aneurism* of the innominata
- case of preternatural growth in the lining membrane of the (J. Yelloly) xii, 565

- LINGUAL, ligature of, in the treatment of cancer of the tongue (C. H. Moore) xlv, 47

MESENTERIC, see *Aneurism* (Mesenteric)

- OPHTHALMIC, traumatic aneurism of, from injury of the head, cured by ligature of the common carotid (T. B. Curling) xxxvii, 221

- PERONEAL, case of wound of the, successfully treated by ligature (G. J. Guthrie) vii, 325

- POPLITEAL, aneurismal dilatation of posterior tibial vein, communicating with (E. Cock) xxxiv, 327

- PULMONARY, on the mode of distribution of the (T. Addison) xxiv, 151

- ANEURISM of, see *Aneurism* of pulmonary artery

- transposition of the, and the aorta, with cyanosis, case of (W. H. Walshe) xxv, 1

Reference to analogous cases, 1; duration of life in such cases, 13.

- case of supernumerary valve in the, with irregular formation of the heart (T. Thompson) xxv, 247

- on OBSTRUCTIONS of the branches of the (J. Paget) xxvii, 162

- ditto, additional observations (J. Paget) xxviii, 353

Peculiarity of the pulmonary and systemic circulation in such cases, 361; direct cause of death, 362; coincidence of granular degeneration of the kidneys with old clots in the artery, 367.

- congenital obstruction, and patulous foramen ovale, in a case of cyanosis (R. J. Spitta) xxix, 81

- obstruction in the trunk of the, in a case of malformation of the heart with cyanosis (T. B. Peacock) xxx, 131

- note on the foregoing (T. B. Peacock) xxxi, 61

- case of ULCERATION of the, communicating with an abscess in the lungs (W. Crowfoot) xxvi, 154

- remarks on the foregoing case (J. Dalrymple) xxvi, 157

- communication of aortic aneurism with, recognised during life by physical diagnosis (W. F. Wade) xlv, 211

- RENAL, case of false aneurism of the right, with aneurism of the descending aorta, in which there was neither pulsation nor abnormal sound (T. A. Barker) xxviii, 602

SCIATIC, see *Aneurism* of

- SPLENIC, opened in a case of ulceration of the stomach, which was the immediate cause of death (J. R. Farre) viii, 240

ARTERY (*continued*)

- SUBCLAVIAN**, notices of cases of deviation of . . . lii, 282-4
 — aneurism of, see *Aneurism*
 — **LIGATURE** of the, below the clavicle, for axillary aneurism, successful case of (R. Chamberlaine, jun.) . . . vi, 128
 — ditto, for aneurism in the arm, successful case of (— Post) . . . ix, 185
 — ditto, for aneurism of the axillary artery (C. Mayo) xii, 12
 Post-mortem appearances in the foregoing, 22.
 — ditto, successful, for axillary aneurism (C. A. Key) xiii, 1
 — ditto (T. Crossing) xvi, 344
 — ditto (C. Mayo) xvi, 359
 — ditto, between the scaleni muscles, attended with some peculiar circumstances (J. C. Warren) xxix, 25
 — ditto, and of the carotid, in a case of aneurism of the arteria innominata (W. Wickham) xxiii, 405
 Post-mortem appearances, 412.
 — ditto, successive, of both left and right, for successive axillary aneurisms (E. J. Furner) li, 163
 — left, death from rupture of, in case of large cyst containing hydatids at the root of the neck (J. Dixon) xxxiv, 315
THYROIDAL (superior), ligature of the, successful, in a case of bronchocele (H. Coates) x, 312
TIBIAL, posterior, case of punctured wound and ligature of the, in the upper third of its course, with observations (J. M. Arnott) xxix, 43
 — case of wound of the, and of the tibial vein giving rise to extensive extravasation of blood and separation of the muscle of the calf from those of the tibia and fibula, for which amputation was performed (W. Lawrence) xxix, 52
 — aneurism of posterior, see *Aneurism*
ULNAR, see *Aneurism*
UMBILICAL, description of the (W. Bloxam) xxiii, 232
 — ditto (J. Dalrymple) xxv, 22

ARTERIO-VEINUS CYST in the popliteal nerve, for which the limb was amputated (C. H. Moore) xlix, 29

ARTIFICIAL ANUS, see *Anus* (Artificial)

ARTIFICIAL PUPIL, see *Pupil* (Artificial)

ARTIFICIAL RESPIRATION, see *Respiration* (Artificial)

- ASCITES**, chemical analysis of the fluid of (A. Marcet) ii, 359
 nature and analysis of ditto (J. Bostock) iv, 81
 case of, with contraction of the mitral orifice of the heart (J. H. James) viii, 478
 case of, connected with utero-gestation, successfully treated by operation (G. Langstaff) xii, 372

ASCITES (*continued*)

- simulated, by gelatiniform cancer of the peritoneum (E. Ballard) xxxi, 119
 See *Dropsy*

ASPHYXIA, researches on, and on the effects of the hot bath on asphyxiated animals and its use in suspended animation (A. T. H. Waters) xliv, 135

- letter on ditto, by Sir B. C. Brodie xliv, 149
 case of, from exposure to the vapour of burning charcoal (W. Babington) i, 83
 case of fatal, caused by the detachment of a diseased bronchial gland impacted in the larynx (G. Edwardes) . xxxvii, 151
 IDIOPATHICA, description and cases of (T. Chevalier)

- i, 157
 — remarks on the foregoing (R. Quain, M.D.) . xxxiii, 157

ASTHMA, considerations on the subject of (G. Budd) xxxiii, 53

ASTRAGALUS, remarks on inflammation in the articulation of, with the os calcis (C. A. Key) xviii, 233

- case of rapid absorption of the cartilage of (H. Mayo) xix, 52

Case of commencing absorption of the cartilage, 63.

- scrofulous caries of left, excision, cure, with formation of a fresh joint (S. F. Statham) xxxvii, 1
 dislocation of os calcis and scaphoid from, cases of, with remarks on dividing the gastrocnemius and other tendons to facilitate reduction (G. Pollock) xlii, 89

Table of results of treatment in 55 cases, 61.

ASTRINGENTS, on their employment in dysentery (W. Fergusson, M.D.) ii, 187

ATLAS, dislocation of, from disease, with consequent ankylosis, with observations and references to analogous cases (W. Lawrence) xiii, 400, *et seq.*

- fracture and displacement of, case of (B. Phillips) xx, 78
 ankylosis of the articular cavities of, and the condyles of the occipital bone, case of, occurring after a fall, with observations (T. H. Holberton) xxiv, 76
 description of a specimen of dislocation and ankylosis of, and of the axis (J. Paget) xxxi, 285
 — note on the foregoing case xxxii, 177
 description of a specimen of dislocation of, upon the axis, attended with contraction and distortion of the vertebral canal (A. Shaw) xxxi, 289
 case of exfoliation of the anterior arch of, and reference to an analogous case (R. Wade) xxxii, 65, 68

- ATMOSPHERE**, experiments on the condition of the, during the prevalence of cholera in Glasgow, in 1848-9 (R. D. Thomson) xxxiii, 91
- ATMOSPHERIC PRESSURE**, increased or diminished, effect of, on the respiratory functions (J. Hutchinson). xxix, 228
- ATROPA BELLADONNA**, see *Belladonna*
- ATROPHY** of **BONE**, observations on some of the forms of (T. B. Curling) xx, 336
 Case of eccentric, 356. Table of recorded cases of, 360.
- of the **BRAIN**, general and partial, observations on, with cases of (J. Sims) xix, 364
 Marks by which this state of wasting may be known, 365; symptoms of, in aged persons, 366.
- with cases of inequalities of cerebral hemispheres, and hemiplegia of limbs on the side opposite the atrophied hemisphere (R. Boyd) xxxix, 59
 Notices of the literature of the subject, 59; atrophy of the brain in the insane, 66; in epileptics, 67.
- of the valves of the **HEART**, remarks on two forms of, with cases (P. N. Kingston) xx, 90
- MUSCULAR**, case of, with disease of the spinal cord and medulla oblongata (J. L. Clarke and J. H. Jackson) l, 489
 Clinical observations, 490; microscopical examination of brain and spinal cord, 493.
- general, following extensive secondary degeneration of the spinal cord in a case of concussion-lesion (H. C. Bastian) l, 499
- of the extremities, from disease of the spinal cord (G. L. Cooper) xlix, 171
- extreme, remarkable case of, with extensive disease of the spinal cord (Z. Johnson and J. L. Clarke) . li, 249
- of **NERVE**-fibres in spinal degenerations l, 526
- of the **UTERUS**, description of a specimen of (R. Lee) xix, 99
- AURICLES** of the heart, case of complete absence of the septum of (T. B. E. Fletcher) xxv, 295
- great dilatation of, in a case of disease of the heart (W. O. Markham) xl, 167
- on aneurism of (J. Thurnam) xxi, 244
- AUSTIN**, —
 Case of wound of the abdominal parietes xxxix, 23
- AVERY**, —
 Case of cleft of the soft and hard palate xxxix, 79

- AXILLA**, on malignant affections of (B. Travers) xvii, 364, 383, 387
 cases of fungus hæmatodes in (G. Langstaff), iii, 277; (W. Lawrence) viii, 306
 surgical pathology of sero-sanguineous cysts in (J. Birkett) li, 185
- AXILLARY VEIN**, see *Vein*
- AXIS**, see *Atlas, Vertebrae* (Cervical)
- BABINGTON, Benjamin G., M.D.**
 Account of a concrete oil existing as a constituent principle of healthy blood xvi, 46
 Some considerations with respect to the blood, founded on experiments xvi, 293
- BABINGTON, William, M.D.**
 A case of exposure to the vapour of burning charcoal i, 83
- BACOT, John**
 Sketch of the medical history of the first battalion of the first regiment of Foot Guards, during the winter of 1812-13 vii, 368
- BADELEY, —, M.D.**
 On the effect of nitrate of silver on the complexion ix, 234
- BAG** of water, presenting after delivery, unconnected with plurality of children, case of (J. Dunn) x, 396
- BAILLIE, MATTHEW, M.D.**
 Description of the morbid appearances observed in a case of disease of the heart, referred to (J. Abernethy) i, 40
 Two cases of intus-susceptio, referred to (T. Blizard) i, 171
 Case of ovarian cyst with hair, fatty matter, and bones xliii, 93
- BAIN's** method of restoring suspended animation (see *Committee, Report*) liii, 291
- BAKER, Alfred**
 Case of intestinal obstruction from disease of the rectum, treated successfully by opening the descending colon in the left loin xxxv, 227
- BAKER, Wm. Morrant**
 Contribution to the statistics of cancer xlv, 389
 On a case of the "hæmorrhagic diathesis" xlviii, 205
- BALFOUR, T. Graham, M.D.**
 On the protection against smallpox afforded by vaccination, illustrated by the returns of the army, navy, and the Royal Military Asylum xxxv, 403
 Contribution to the study of spirometry xliii, 263

BALLARD, Edward, M.D.

- A case of very extensive gelatiniform cancer of the peritoneum, &c., simulating ascites xxxi, 119
 Observations on the tactile sensibility of the hand xlv, 225
 A study of the influence of weather and season upon public health, made upon above 217,000 cases of sickness newly occurring at institutions for the sick poor in Ialington during 1857-65 :
 — I. The influence of atmospheric temperature l, 189
 — II. Comparison of the influence of variation of temperature upon general sickness in the colder and warmer seasons of the year li, 277
 — III. The influence of daily range of atmospheric temperature li, 289

BALY, William, M.D.

- On the mortality of prisons, and the diseases most frequently fatal to prisoners xxviii, 113

BAMPFIELD, E. W.

- A practical essay on hemeralopia, or night blindness, commonly called nyctalopia v, 32

BANDAGES, on the method of applying, in the treatment of sinuous ulcers (H. Dewar) vii, 482

Directions of the older surgeons on the subject, 487.

BARBADOES, note on the soil and climate of (W. Fergusson, M.D.) viii, 154

BARBADOES LEG, observations on (T. Chevalier) ii, 71
 remarks on, and case of the disease affecting the scrotum (J. M. Titley) vi, 73

BARCLAY, A. Whyte, M.D.

- Contributions to the statistics of valvular disease of the heart, &c. xxxi, 185
 Statistical report upon cases of disease of the heart occurring in St. George's Hospital, especially in relation to rheumatism and albuminuria xxxv, 1

BARK of the Coccoloba uvifera, experiments on the (J. Bostock) iii, 146
 of the pomegranate tree, on the efficacy of the, in cases of tœmia (P. Breton) xi, 301
 of the Swietenia febrifuga, as a substitute for that of the cinchona (P. Breton) xi, 310

BAKER, Edward

- Case of extroversion of the bladder in a female treated by operation liii, 187

BARKEE, Thomas Alfred, M.D.

- Two cases of aneurism, in which there was neither pulsation nor abnormal sound xxviii, 597
- Case of laryngitis, accompanied by the formation of a false membrane in the trachea and bronchi, in which the operation of tracheotomy was performed xxxi, 51
- Cases illustrating some difficulties in the diagnosis of pleuritic effusion xxxiv, 131
- Cases of disease of the larynx, and some observations on the operation of tracheotomy xxxviii, 223
- Case of imperforate arch of the aorta, in which the root of the aorta was ruptured xliii, 181

BARLOW, James

- An account of the removal of a tumour situated on the cheek; an attempt to remove a tumour seated on the neck xvi, 19, 28

BARLOW, William Frederick

- On the relation of sleep to convulsive affections xxxiv, 167

BARLOW, William Robert

- History of the case of a man whose spine was fractured, with dissection xvii, 115
- Case of tumour in the right hypochondrium occurring after an injury, from which a large quantity of fluid, resembling bile, was repeatedly withdrawn by the operation of tapping xxvii, 378

Note on the foregoing case, 383.

BARNES, Robert, M.D.

- On fatty degeneration of the placenta, and its influence in producing abortion, death of foetus, hæmorrhage, and premature labour xxxiv, 183
- Further account of fatty degeneration of the placenta, &c. xxxvi, 143
- Case of osteo-malacia xlv, 63
- On the operation for the relief of chronic inversion of the uterus, with the history of a case successfully treated by a new method lii, 179

BARNES, S.

- Case of double encysted tumour, in the orbit, containing a tooth iv, 319
- Case of successful treatment of incontinence of urine, consequent to sloughing or ulceration of the bladder, from injury during labour, with observations vi, 583

BARON, C.

- Observations on the coagulation of the blood in the pulmonary arteries, referred to (J. Paget) xxvii, 162

BARON, John, M.D.

History of a case of rupture of the brain and membranes
in a case of hydrocephalus internus viii, 51

BARRY, John T.

On a new method of preparing pharmaceutical extracts
x, 231

BARTLETT, William

Case of granular oily post-mortem degeneration of placenta
xxxiv, 198

BARTON, Smith

Observations on the medical properties of the pyrola um-
bellata, and the arbutus uva ursi vii, 143

BARWELL, Richard

On certain grave evils attending tenotomy, and on a new
method of curing deformities of the foot xlv, 25

BASHAM, William R., M.D.

On the employment of nitrate of potash in acute rheu-
matism, &c. xxxii, 1

Case of stricture of the œsophagus, fatal two years and
three months after accidentally swallowing soap-lees
xxxiii, 99

On cholera sporules xxxvi, 61

BASTIAN, H. Charlton, M.D.

On a case of concussion-lesion, with extensive secondary
degeneration of the spinal cord, followed by general mus-
cular atrophy l, 499

BAT'S WING, structure and distribution of the blood-vessels
and capillary circulation in (T. W. Jones) xxxvi, 392-6

— effects of wounds on ditto xxxvi, 396

BATEMAN, Thomas, M.D.

A case of secondary smallpox, with references to some cases
of a similar nature ii, 31

History of a tubercular eruption of a syphilitic appearance,
but curable without mercury v, 225.

Notes on a case of mercurial erethism ix, 220

BATH, remarks on the douche bath at (A. Marcet) iii, 314

BATH, hot, its effects on asphyxiated animals, and use in
suspended animation (A. T. H. Waters) xlv, 135

BEALE, Lionel Smith, M.B.

On the diminution of the chlorides in the urine, or their ab-
sence from that fluid in cases of pneumonia, and on the
chemical composition of the sputa in that disease
xxxv, 325

BEALE, Lionel Smith, M.B. (continued)

See *Lee* (Henry) on repair of arteries and veins
 Microscopic examination of degenerated placentas

xxxvi, 105-8

Examination of tumours of molluscum (notice) liii, 228

BEAUMONT, William R.

Description of a new instrument for closing vesico-vaginal
 and recto-vaginal fistulæ and fissures of the soft palate

xxi, 29

Case of disarticulation of the left condyle of the lower jaw,
 and excision of nearly the left half of the bone, for a carti-
 laginous tumour occupying its site . . . xxxiii, 243

Description of a new iris forceps . . . xlvi, 175

BECK, Thomas S.

Case of aneurism of the ascending aorta bursting into the
 right ventricle, with a communication between the two
 ventricles xxv, 15

BEER'S pyramidal knife, used in extracting a hydatid from the
 eye (*W. Mackenzie*) xxxii, 43

BRAIN'S memoir on œsophagotomy, referred to (*J. M. Arnott*)
 xviii, 97

BELL, Sir Charles

Account of the muscles of the ureters, and their effects in
 the irritable states of the bladder iii, 171

Anatomy of the neck of the bladder iii, 176

On the muscularity of the uterus iv, 338

On the varieties of diseases comprehended under the name of
 carcinoma mammae xii, 213

BELL, Sir C.

Case of pouch in the œsophagus, referred to (*W. C. Wor-
 thington*) xxx, 200

BELL, C. W., M.D.

Some account of an epidemic which prevailed at Teheran in
 January and February, 1842 xxvi, 223

BELL, Thomas

Observations on diseases of the teeth x, 38

BELLADONNA, influence of liquor potassæ on the therapeutic
 properties of (*A. B. Garrod*) xli, 53, 61

on the administration of, and on certain causes which modify
 its action [fourteen cases] (*H. W. Fuller*) xlii, 289

BELLINGHAM, O'Bryen, M.D.

Case of popliteal aneurism treated by compression, with
 remarks on this method, and list of cases in which employed
 in Dublin xxxiv, 143

BENNETT, James Risdon, M.D.

A case of hemiplegia, associated with great hypertrophy of the heart, and terminating by rupture of the aorta, producing dissecting aneurism xxxii, 157

BENZOIC ACID, remarks on its efficacy in correcting and removing certain disordered states of the urine, &c. (A. Ure) xxiv, 80

BERNARD, Charles

case of cutting for the stone in the kidney, "Mr. Hobson's case" (T. Smith) lii, 217

BERNARD, Claude

Theory of diabetes, referred to (Bence Jones) xxxvi, 430

BERZELIUS, J., M.D.

General views of the composition of animal fluids iii, 198

BETHLEM Hospital, statistics of (J. Webster)

xxvi, 374; xxviii, 427; xxxii, 115

See *Insanity*

BICEPS humeri, two cases of dislocation of the tendon of the long head of the (J. Soden, jun.) xxiv, 212

BICKERSTETH, E. R.

On a new operation for obtaining union of ununited fracture, and its application to certain cases of recent fracture

xlvii, 113

BILE, chemical composition of (J. Berzelius) iii, 238

analysis of that of a man who had swallowed a number of clasp knives, found to contain a notable quantity of iron (A. Marcet) xii, 62

Extravasation of, case of, into the cavity of the abdomen from rupture of the liver or gall-bladder (— Fryer) iv, 333

— an analogous case, in which a large quantity of fluid resembling bile was repeatedly drawn off by tapping (W. R. Barlow) xxvii, 378

— in a case of laceration of the liver and rupture of the gall-bladder, fatal on the ninth day (W. Fergus) xxxi, 47

BILHARZIA CAPENSIS and **HÆMATOBIA**, the parasitic cause of endemic hæmaturia at the Cape (J. Harley) xlvii, 59-63

BILIARY CALCULI, see *Calculi* (Biliary)

BILIARY DERANGEMENTS, remarks on the use of nitro-hydrochloric acid in (H. Scott) viii, 187, *et seq.*

BILIARY FISTULA, account of a case of (G. Robinson)

xxxv, 471

BILLARD, M.

On dislocation of the head of the femur backwards, and examination of the parts after death, referred to (R. Quain)

xxxii, 340

BIRCH, William

History of two cases of laceration of the uterus during labour, after which one of the women survived nearly eight weeks, and the other perfectly recovered, with remarks xiii, 357
 A brief account of the subsequent medical history of the latter case xx, 374

BIRD, Golding, M.D.

On torulæ in urine xxxvi, 24
 On penniform crystals of the neutral salt xxxvi, 63

BIRD, Golding, M.D., and HILTON, John

Case of internal strangulation of intestine, relieved by operation xxx, 51

BIRDS, on the formation of the cylindrical bones in (J. Howship)

vi, 275

on the minute anatomy of the lung of (G. Rainey) xxxii, 47

Anatomy of the respiratory apparatus in, 49; lung of birds compared with that of man and different animals, 53.

BIRKETT, John

An account of the structure of a nævus xxx, 193

Case of fibrous polypus of the urinary bladder, with observations and a table of recorded cases xli, 311

Case of excision of the head of the humerus, with its results xlii, 1

Inquiry into the nature of cases of strangulated oblique inguinal hernia termed "reduction en bloc, ou en masse," with special relation to the anatomy of the lesion xlii, 247

Case of aneurism of the femoral artery, the sac of which burst, and its treatment l, 431

Contribution to the surgical pathology of sero-sanguineous cysts in the neck and axilla li, 185

Description of a dislocation of the head of the femur, complicated with its fracture, with remarks lii, 133

Case of aneurism of the femoral artery treated by long-continued compression of the common iliac lii, 317

BIRT, George

A case of artificial dilatation of the female urethra, and extraction of two calculi from the bladder xii, 2

BISMUTH, trisnitrate of, on the utility of, in the diarrhœa accompanying phthisis (T. Thompson) xxxi, 305

BITE of a wild jackal in a rabid state, account of the effects of (M. Hewitt) xiii, 264
 of a shark, case of extensive wound from the (— Kennedy) ix, 240

BLACK EXPECTORATION and deposition of black matter in the lungs, particularly as occurring in coal miners and moulders in iron works, inquiry into the causes of (W. Thomson)

xx, 231; xxi, 340

Cases and original communications, xx, 233; observations and opinions of authors on, xxi, 342; sources to which it has been referred, 345; appendix of works referred to on the subject, 399.

BLACK SECRETION from the skin of the forehead and upper part of the face, singular case of (W. Teevan) xxviii, 611

Analysis of the secretion (G. O. Rees), 618; note on the case by Dr. Read and Dr. Hodgkin, 620.

BLACK URINE, soon after being discharged, account of a case of, with some particulars respecting its chemical properties (A. Marcet) xii, 87

Note on the foregoing (W. Prout), 43.

BLACK, Joseph, M.D.

Case of Professor [Adam] Ferguson [the historian], drawn up by vii, 230

BLACK, Samuel, M.D.

History of two cases of angina pectoris vii, 70

BLADDER, urinary, anatomy of the neck of the; and account of the muscles of the ureters, and their effects in irritable states of the (Sir C. Bell) iii, 172, 176

Muscular substance of (G. V. Ellis) xxxix, 328

Chemical analysis of the mucus of the (J. Bostock) iv, 79

on **MALFORMATION** of the (W. Lawrence) v, 181

description of a monster in which it appeared externally, with deficiency of its anterior surface, &c. (G. Breschet) ix, 432

EXTROVERSION of, case in a female treated by operation (E. Barker) liii, 187

on fission and extroversion of, with epispadias, with the results of eight cases treated by plastic operation (John Wood) lii, 85

Notices of recorded cases, 85, 89, 93, 96-8; anatomy of the deformity, 86-91; details of the operation, 99-104; cases, 105-131.

MALIGNANT disease of, observations on (B. Travers) xvii, 352

case of fungus hæmatodes of (G. Langstaff) viii, 279

case of carcinomatous ulceration of, with fractured femur and rib in consequence of disease (S. Cooper) xvii, 51

Cancerous ulcer of, in case of cancer of the penis (H. Coote) xlvii, 1

case of **FIBROUS POLYPUS** of, with table of recorded cases (J. Birkett) xli, 311

Treatment, 314; necropsy and microscopical examination, 315-17; table of cases, 322.

BLADDER (*continued*)

- FISTULOUS communication between, and the intestinum ileum, simulating stone in the bladder (W. C. Worthington) xxvii, 462
- COMMUNICATION between, and the bowels, in a case of stricture of the rectum, for which an artificial anus was successfully established in the left lumbar region (J. W. C. Pennell) xxxiii, 255
- with intestine, in a case of calculus (Charles Hawkins) xli, 441 ; xlii, 423
- Ulcer of ileum communicating with (J. Morgan) xlvi, 39
- PERFORATION of the, and extravasation of pus into the abdominal cavity, in a case of abscess formed in the vesicula seminalis (M. Henry) xxxiii, 307
- on SACCUULATION of the, as an effect of stricture of the urethra (J. Shaw) xii, 468
- SLOUGHING of the, after labour, case of, successfully treated (S. Barnes) vi, 583
- case of extraction of a foreign body from the bladder of a female, by artificial dilatation of the urethra (H. L. Thomas) i, 122
- extraction of calculi from, &c., see *Calculus* in
- Worms voided from, in large numbers, case of, with a description of the animals (W. Lawrence) ii, 385
- case of, with an account of the animals (T. B. Curling) xxii, 274
- case in which hair was found in, in connection with diseased ovarium (E. Phillips) ix, 427
- case in which hair was frequently voided from (W. Henry) x, 142
- PUNCTURE of, through rectum, for relieving retention of urine, cases of (E. Cock) xxxv, 160
- trocar and canula for xxxv, 186
- INJECTIONS into, solvent treatment of uric acid calculi by xlviii, 128
- case of gunshot wound, and subsequent extraction of a bullet from the (E. M. Macpherson) xxxiii, 197
- Notices of similar cases (J. Dixon), 198, *et seq.*

BLAGDEN, Richard

- Case of fatal hæmorrhage, from the extraction of a tooth viii, 224

BLANE, Sir Gilbert, Bart.

- Facts and observations respecting intermittent fevers, and the exhalations which occasion them iii, 1
- Appendix, containing remarks on the comparative health and population of England and Wales, at different periods iii, 34

BLANE, Sir Gilbert, Bart. (continued)

Observations on the comparative prevalence, mortality, and treatment of different diseases &c. iv, 89

Supplement to the preceding article, 145.

Remarks on laryngitis vi, 141

Statements of the comparative health of the British Navy, from 1779 to 1814; with proposals for its farther improvement vi, 490

An estimate of the true value and present state of vaccination (1819) x, 315

Remarks on the epidemic spasmodic cholera of India xi, 132

Postscript, 157.

BLEEDING, employed, *ad deliquium*, in a case of recovery from the effects of arsenic (P. M. Roget) ii, 153
in concussion of the brain, when advisable (Sir B. Brodie) xiv, 377

tried, without any beneficial effect, in a case of diabetes (W. Henry) ii, 184

observations on the importance of, in laryngitis (Sir G. Blane) vi, 148

effect of, in some cases of tetanus (Sir J. Macgrigor) vi, 455

employed in a case of tetanus with temporary relief (H. Earle) vi, 93

in spasmodic cholera (F. Corbyn) xi, 130

necessary in certain cases of erysipelas (W. Lawrence) xiv, 41

case of aneurism of the ulnar artery caused by a puncture received in, cured by temporary ligature of the brachial artery (B. Travers) ix, 406

fatal cases of phlebitis after (J. M. Arnott) xv, 10, *et seq.*

Topical, beneficial effects of, in inflammation from injuries received in dissection (R. A. Stafford) xx, 73

BLEPHAROSPASM and photophobia, case of intense, relieved by the inhalation of chloroform (W. Mackenzie) xl, 175

BLINDNESS, NIGHT, as it affects seamen and others, in tropical climates, practical essay on (R. W. Bampfild) v, 82

BLISTERS, on the use of, in the treatment of cynanche laryngea (Sir G. Blane) vi, 146

— in erysipelas (W. Lawrence) xiv, 61, *et seq.*

BLIZARD, Sir Thomas

case of intus-susceptio, with remarks i, 169

BLOOD, a review of the different opinions that have been successively entertained respecting the constitution of (J. Bostock) i, 49

BLOOD (*continued*)

- Chemical composition of (J. Berzelius) iii, 199, 229
 absence of gelatine in (J. Bostock) i, 73
 — ditto (J. Berzelius) iii, 233
 experiments to ascertain the nature of the uncoagulable
 part of the serum of (J. Bostock) i, 71
 observations and experiments on the serum of (J. Bostock)
 ii, 162
 Chemical account of the serum of (A. Marcet) ii, 365
 Chemical examination of the, of a person who had taken
 large quantities of soda (J. Bostock) v, 80
 on the buffy coat of the (T. Dowler) xii, 90
 — ditto (J. Bostock) xii, 94
 on the existence of a concrete oil in the (B. G. Babington)
 xvi, 46
 considerations with respect to the, founded on experiments
 (B. G. Babington) xvi, 293

See *Fibrin*

- CIRCULATION of, observations relating to the powers of, and
 the state of the vessels in an inflamed part (A. W. Philip)
 xii, 396
 — state of, as a symptom in pressure on the brain (Sir B.
 Brodie) xiv, 354
 — effect of injuries of the spinal cord on (Sir B. Brodie)
 xx, 150
 — on the influence of the minute blood-vessels upon (G.
 Johnson) li, 57
 — cerebral, on the phenomena and appearances from partial
 obstruction in the (J. Howship) xvii, 423
 — capillary, see *Capillaries*
 COAGULATION of, on the early organization of coagula under
 certain conditions of the system (J. Dalrymple)
 xxiii, 205; xxvii, 70
 — in the branches of the pulmonary artery during life, ob-
 servations on, with cases (J. Paget) xxvii, 162

PATHOLOGICAL CONDITIONS of the, in disease:

- on the existence of uric and oxalic acid in the (A. B.
 Garrod) xxxi, 84; xxxii, 171
 method of obtaining crystals of oxalate of lime from the
 (A. B. Garrod) xxxii, 174
 Chemical examination of the, in the second or lymphatic
 stage of cholera (R. D. Thomson) xxxiii, 70
 In the third or biliary stage, 85; in typhus, 88.
 on the sugar in, in diabetes (H. B. Jones) xxvi, 211
 on certain pathological conditions of the, in gout, rheu-
 matism, and "Bright's disease" (A. B. Garrod) xxxi, 83

BLOOD (*continued*)

and effused fluids in gout, rheumatism, and Bright's disease [second communication] (A. B. Garrod) . xxxvii, 49
 analysis of, in acute rheumatism (W. R. Basham) . xxxii, 2
 state of, in inflammation [experiments on the bat's wing] (T.

Wharton Jones) xxxvi, 391
 on the condition of, in mania (W. C. Hood) xliii, 159
 in the urine in scarlet fever (S. Binger) xlv, 126-7
 effects of mixture of FIBRINOUS DEPOSITS with the circulating (W. S. Kirkes) xxxiv, 281

— see *Fibrinous deposits* in
 on the production of EFFUSIONS from the (B. G. Babington) xvi, 308

on EXTRAVASATIONS of, into the cavity of the arachnoid, and on the formation of the false membrane which sometimes envelopes these extravasations (P. Hewett) xxviii, 45

— on the surface of the membranes, or within the substance of the spinal cord (Sir B. Brodie) xx, 121

— spontaneous, within the theca vertebralis (T. Chevalier) iii, 102

Loss of, on the effects of (M. Hall) xiii, 121

— experimental investigation on the effects of (M. Hall) xvii, 250

— see *Bleeding*

TRANSFUSION of, experiments on (J. Blundell) ix, 56

— in a case of scirrhus of the stomach (J. Blundell) x, 296

On the tolerance of the loss of blood, 306-7.

BLOOD-CORPUSCLES and PUS-GLOBULES, observations on the, in certain animals (G. Gulliver) xxiii, 20

BLOODLETTING, see *Bleeding*

BLOOD-VESSELS, structure and distribution of, in the bat's wing (T. Wharton Jones) xxxvi, 392-6

effects of wounds on (T. Wharton Jones) xxxvi, 396

on the state of, in inflammation (T. Wharton Jones) xxxvi, 391

Minute, on their influence upon the circulation (G. Johnson) li, 57

on the arrangement of the intermediate vessels, on surfaces secreting pus (R. Jiston) xxiii, 85

case of injury to the, of the lower extremity, producing pale, dry gangrene (P. W. Chevalier) xiii, 17

of the KIDNEY, description of (J. Toynbee) xxix, 312, 315

— experiments on, illustrating the effects of venous obstruction and arterial determination (G. Robinson) xxvi, 51

— pathology of the, in "Bright's disease" (G. Johnson) xxxiii, 107

BLOOD-VESSELS (*continued*)

of the LUNGS, description of the mode of distribution of the
(T. Addison) xxiv, 149, *et seq.*

TEMPORAL, see *Aneurism of*.

BLOXAM, William

On the structure of the human placenta, and its connection
with the uterus xxiii, 224

Case of ulceration of the internal jugular vein, communi-
cating with an abscess xxvi, 112

Case of poisoning by coal-gas xlv, 103

BLUNDELL, James, M.D.

Experiments on the transfusion of blood by the syringe
ix, 56

Experiments on a few controverted points respecting the
physiology of generation x, 245

Account of a case of obstinate vomiting, in which an attempt
was made to prolong life by the injection of blood into the
veins x, 296

BODY, HUMAN, observations on the changes undergone in the,
in hot climates, soon after death (J. Davy) x, 89

— cyclical changes in, connected with season (E. Smith)
xlii, 91

— see *Heat of, Temperature of*.

BOGGIE, John, M.D.

Case of gunshot wound, and fracture of the tibia, in which
a seton was successfully employed vii, 333

BOILING WATER, effects of, on the pharynx and glottis, when
accidentally swallowed, with observations and cases (M.
Hall) xii, 1; appendix to ditto (E. Stanley) xii, 8

BONES, on the process of the formation of (J. Howship) vi, 263

Microscopic observations on the structure of (J. Howship)
vii, 382, 576

Growth of the, influence of paralysis, disease of the joints
and of the epiphysial lines, excision of the knee, rickets,
and other morbid conditions, upon (G. M. Humphry)

xlv, 283

Impairment of growth from paralysis, 283; from disease of joint,
286; from cicatrix of a burn, 291; from disease in epiphysial lines,
291; from defect in development, 295; congenital deficiency of size,
298; increase of growth, 300; excision of the knee, 301; effect of
rickets, 308; table of measurements in rickets, 318

Cylindrical, of animals, on the formation of the (J. Howship)
vi, 264

Adult and foetal, on the proportions of animal and earthy
matter in the (G. O. Rees) xxi, 406

BONES (*continued*)

the long bones, observations on their growth and on stumps
(G. M. Humphry) xliv, 117

Maintenance of the relative positions of parts during growth, 120 ;
growth of stumps, 126.

See *Occipital, Parietal, Jaw*, and names of particular bones
on the MORBID STRUCTURE, and arrangement of the diseases
of (J. Howship) viii, 57 ; x, 176

on the condition of, healthy and morbid, in stumps after
amputation (G. Langstaff) xvi, 128

on the adhesion of living to dead bone (G. Gulliver) xxi, 1

on the absorption of dead bone (W. S. Savory) xlvii, 103
on the condition of, in rickets, and the process of restora-
tion (E. Stanley) vii, 399

ATROPHY of, observations on some of the forms of (T. B. Cur-
ling) xx, 336

CANCER of, two cases, concurring with cancer in the breast
(T. Salter) xv, 186

— concurring with carcinomatous ulceration of the bladder
(S. Cooper) xvii, 51

— medullary, of the flat bones, remarks on (B. Travers) xvii, 404

TUMOURS of, on pulsating (E. Stanley) xxviii, 303

— on myeloid and myelo-cystic, their structure, pathology,
and mode of diagnosis (H. Gray) xxxix, 121

— history of a case of, successfully removed from the head,
which proved to be a collection of hydatids, between the
two tables of the frontal bone (R. Keate) x, 278

— see also *Tumours* (Osseous), *Osteo-sarcoma*.

see *Mollities ossium*, *Osteo-malacia*.

FRACTURES of, experiments and observations on the union of
(J. Howship) ix, 143

— on the mode of union of, of the flat bones (R. H. Meade) xxiii, 390

— BONY union of a fracture of the neck of the femur, within
the capsule, case of (E. Stanley) xviii, 256

— an analogous case (W. Jones) xxiv, 12

Description of the specimen in the foregoing case (E. Stanley), 14.

— cases of refracture of bones, with observations (F. C. Skey) xlii, 23

— application of sutures to bones, in recent gunshot and
other fractures (B. Howard) xlvi, 245

— see *Fractures*.

Ankylosis of, see *Ankylosis*

of the CRANIUM in the human fœtus, examination of (J.
Howship) vi, 264

BONES of the CRANIUM (continued)

- two cases of extensive absorption of, followed in one of them by hernia cerebri (Cæsar H. Hawkins) . xxxix, 285
- extensive necrosis of, and removal of portions (J. Drummond) . xxxiv, 103
- See *Cranium, Jaws, Occipital, Parietal, Petrous*

BONNET's observations on the operation of gastrotomy, in cases of intestinal obstructions, referred to (B. Phillips) xxxi, 20
Proposal of having recourse to section of the tendo Achillis in certain cases of diseased ankle-joint, referred to (C. De Morgan) xxxiii, 22

BOSTOCK, John, M.D.

- On the gelatine of the blood i, 47
- Experiments and observations on the serum of the blood ii, 162
- Observations on diabetes insipidus iii, 107
- Experiments on the bark of the coccoloba uvifera iii, 146
- Analysis of the bones of the spine, in a case of mollities ossium iv, 38
- On the nature and analysis of animal fluids iv, 53
- Account of a chemical examination of the urine and serum of the blood of a person who had been taking large quantities of soda v, 80
- A case of loss of power over the voluntary muscles ix, 1
- An account of a substance obtained from a diseased ovarium, with remarks on diseased secretions of an analogous nature x, 77
- Case of a periodical affection of the eyes and chest x, 161
- Note on the chemical composition of the buffy coat of inflamed blood xii, 94
- Observations on the saliva during the action of mercury upon the system xiii, 73
- Analysis of a specimen of cutaneous perspiration, with an account of the case by R. Bright, M.D. xiv, 424
- Of the catarrhus æstivus, or summer catarrh xiv, 437
- Analysis of a fluid from a hydrocele of some years' standing xv, 154
- History of a case of stammering successfully treated by the long-continued use of cathartics xvi, 72
- On the chemical constitution of calcareous tumours of the uterus and other parts xix, 81
- Observations on the constitution of the urine xxi, 25
- (Note.) Examination of a red substance obtained from an hydatid cyst of the liver xxi, 337
- Remarks on typhus fever xxv, 48

BOUCHARD

On secondary degeneration of spinal cord 1, 510-11, 519-21

- BOUGIES**, injurious effects of, in schirro-contracted rectum; and notices of fatal cases, from persevering in their use (B. Travers) xvii, 359
- BOURDON**
 Case of chronic white serous effusion from the skin xlvi, 70
- BOWELS**, see *Intestines*
 OBSTRUCTION of, see *Obstructions* (Intestinal)
- BOWLES, R. L.**
 Observations on stertor, and on the varying conditions upon which it is dependent, with the treatment necessary to its relief xliii, 41
- BOWMAN, William**
 Case of very large hæmatocele of the spermatic cord, proving fatal after ten years xxxiii, 233
 New method of treatment applicable to certain cases of epiphora xxxiv, 387
 On the use of two needles at once in certain operations on the eye, especially in those for capsular cataract and artificial pupil xxxvi, 815
- BOYD, Robert, M.D.**
 Case of malposition of the kidneys, absence of the vagina, uterus, and fallopian tubes, &c. xxiv, 187
 Description of a malformation of the duodenum, with notices of analogous cases xxviii, 829
 On atrophy of the brain, with cases in which there were remarkable inequalities of the cerebral hemispheres, with hemiplegia, and contraction of the limbs on the side opposite the atrophied hemisphere xxxix, 59
- BOYER'S** observations on gastrotomy, for the relief of intestinal obstructions, referred to (B. Phillips) xxxi, 21
- BRAIN, ANATOMY**, special, of the base of the, in reference to diseases of the nervous system (M. Hall) xxiv, 109
 on the ganglionic character of the arachnoid membrane of the (G. Rainey) xxix, 85
 Weight of the, in health and disease, inquiries into (J. Sims) xix, 353, *et seq.*
 — in various chronic diseases (J. Clendinning) xxi, 59
 appearance of the, in animals that die from loss of blood (M. Hall) xvii, 262
- MALFORMATION** of the, case of, in which the corpus callosum, fornix and septum lucidum were imperfectly formed, with references to similar recorded instances, and remarks on the anatomy, development, and functions of the corpus callosum (J. Paget) xxix, 54, 61
 — description of the dissection of an analogous case (M. Henry) xxxi, 239

BRAIN, MALFORMATION of the (*continued*)

- case of, in which the corpus callosum and fornix were imperfectly formed, and the septum lucidum and commissura mollis absent (J. L. H. Down) xlv, 219
- case in which the corpus callosum was defective (J. L. H. Down) xlix, 195
- Deficiency of, in a child which lived four days, with remarks on monstrous productions (W. Lawrence) v, 165

DISEASES

- abridgment of the pathological changes met with in the brain in 108 autopsies of insane patients in Bethlem Hospital (J. Webster) xxviii, 450
- ditto in 67 additional cases (J. Webster) xxxii, 152
- influence of irritation of the membranes of the brain in inducing spasmodic affections (M. Hall) xxiv, 122
- on serous effusion from the membranes, and effusion into the ventricles, in connection with apoplexy and other diseases, with numerous cases (J. Sims) xix, 265
- two cases of, following the application of a ligature to the carotid artery (J. P. Vincent) xxix, 87
- cases of, occasioning paraplegia (H. Earle) xiii, 516
- propagated from the ear, remarks on (J. Toynbee) xxxii, 77
- pathology of affections of the ear which produce (J. Toynbee) xxxiv, 239
- caused by disease in the region of the nose and eyes (H. Weber) xliii, 177

Erysipelas of eye and nose, 177; syphilitic ozena, 182; purulent discharge from left nostril and eye, 188; congenital syphilis and ozena, 191.

ATROPHY of, with irregularities of cerebral hemispheres, and hemiplegia of limbs on the side opposite the atrophied hemisphere (B. Boyd) xxxix, 59

Notices of the literature of the subject, 59; atrophy of brain in the insane, 66; in epileptics, 67.

ON HYPERTROPHY and atrophy of (J. Sims) xix, 315

COMPRESSION of, from an intra-cranial aneurism, and resulting paralysis of left side (J. W. Ogle) xliii, 403

INFLAMMATION of, and delirium tremens contrasted, as regards the quantity of phosphoric acid excreted by the kidneys (H. B. Jones) xxx, 21

— in phthisis, unconnected with tubercle in the (H. B. Jones) xxx, 33

— variations of sulphates and phosphates excreted in (Bence Jones) xxxiv, 277

— abscess in the brain, with inflammation of the spinal cord, case of (A. Denmark) v, 25

BRAIN (*continued*)

SOFTENING of, on the cure of (J. Sims) xix, 381
 Description of two varieties, the red and white, 382; cases and dissections, 392, *et seq.*; general inferences, 413.
 — from obstruction of cerebral artery by plug of fibrine xxxv, 300
 — white, in a case of dissecting aneurism of the aorta, &c. (R. B. Todd) xxvii, 301
 observations on tubercle of the, in children, with a tabular view of thirty cases (P. H. Green) xxv, 129
 local tubercular deposit, on the surface of the, case of (R. Dunn) xxv, 209
TUMOURS in, case of, with remarks on the propagation of nervous influence (J. Yelloly) i, 183
 Note on the foregoing, 292.
 — encysted, case of, with remarks (A. C. Hutchison) iv, 200
 — hydatid in the, with hemiplegia and loss of sight and smell, case of (M. Morrah) ii, 262
 — case of cysticercus cellulosæ of the (D. Ottley) xxvii, 12
 — case of medullary, with a similar disease of the lungs and testis (H. Earle) iii, 59
 — remarks on the foregoing case, in reference to the occurrence of disease in several organs of the same individual, with cases (W. Lawrence) iii, 71
 — case of fungus hæmatodes of (J. Hunter, jun.) xiii, 88
 — scrofulous, after external violence, case of (A. C. Hutchison) iv, 191
 — effects of sebaceous, in the external meatus, on the (J. Toynebee) xlv, 51; xlvii, 206
INJURIES of, pathological and surgical observations relating to (Sir B. Brodie) xiv, 325
CASES of hernia cerebri, with observations (E. Stanley) viii, 12
 laceration and protrusion of the, in fracture of the cranium, case of (P. T. Creagh) ii, 309
 destruction of the, in a fœtus, without causing death before being born, case of (— Hammond) xii, 308
 rupture of the, arising from the accumulation of fluid, in a case of hydrocephalus internus (J. Baron) viii, 51
 See *Crura cerebri*
 See *Arteries* of (Fibrinous obstructions)
 account of a dissection of an ovarian cyst which contained (H. Gray) xxxvi, 433

BRAN CAKES for diabetes, formula for xxxviii, 70

BRASS-FOUNDERS' AGUE, on (E. H. Greenhow) xlv, 177

BRAYNE, Thomas

An account of two cases of biliary calculi of extraordinary dimensions xii, 255

BREAST, history of a female who has four mammæ and nipples (R. Lee) xxi, 266

Authorities referred to for this variety of malformation, 268.

congenital imperfection of mammæ (E. H. Greenhow) xlvii, 195

on the varieties of diseases comprehended under the name of carcinoma mammæ (Sir C. Bell) xii, 213

Carcinoma, 216; impostumated cancer, 221; carcinoma hydatides, 224; acute carcinomatous tumour, 226; cancer commencing in the areola, 228; acute fungous tumour, 229; internal structure of carcinoma mammæ, 230.

observations on the principal morbid affections of the (B. Travers) xvii, 303

Neuralgia, 303; phlegmonous abscess, and other innocent forms of disease, 303-4; original forms of cancer, 304; equivocal forms of scirrhus, 305; scirrhus tumours, two principal distinctions of, 310; principal varieties of scirrho-cancerous action in the breast, 311; case of medullary tumour, 313; on the hydatid tumour, 314; anomalous morbid changes, 322.

two cases of cancer of the, with disease of the bones and spontaneous fracture of the thigh in both patients (T. Salter) xv, 186

cases of cancer of (B. Travers) xvii, 304

carcinoma in the male, case of (W. Lawrence) iii, 72

malignant tumour in the male, case of (B. Travers) xvii, 320

scirrhus of the male [statistics of cases of] (J. L. Milton) xl, 141

case of enlargement of the left mamma (W. E. Image) xxx, 105

partial hypertrophy of mammary gland (Jas. Alderson) xxxvii, 13

remarks on chronic mammary tumour (W. Lawrence) xvii, 29

remarks on the operation of removing the (W. Lawrence) vi, 197

BREATH, on PULSE- (C. Radclyffe Hall) xlv, 167


Pulse-breath, an audible pulsation communicated to the breath by each beat of the heart.

BREE, Robert, M.D.

On painful affections of the side from tumid spleen ii, 85

A case of splenitis, with further remarks on that disease iii, 155

BREMNER'S instrument for carrying a ligature round deep-seated arteries, described (J. Wardrop) xiii, 227





BRESCHET, Gilbert, M.D.

- An account of a congenital monstrosity . . . ix, 433
 Account of a child of three years of age in whom there appeared signs of puberty . . . xi, 446
 On a new variety of extra-uterine pregnancy . . . xiii, 33

BRETON, P.

- On the efficacy of the bark of the pomegranate tree in cases of tania . . . xi, 301
 On the efficacy of the bark of the *Swietenia febrifuga* as a substitute for that of the cinchona . . . xi, 310

BRIGHT, Richard, M.D.

- Case of unusually profuse perspiration, with analysis of the fluid, by J. Bostock, M.D. . . . xiv, 433
 Cases and observations connected with diseases of the pancreas and duodenum . . . xviii, 1
 Cases and observations illustrative of diagnosis, when adhesions have taken place in the peritoneum, &c. . . xix, 176
 Cases of spasmodic disease, accompanying affections of the pericardium . . . xxii, 1

"BRIGHT'S DISEASE" of the kidney, on the minute anatomy and pathology of (G. Johnson) . . . xxix, 1

- on the inflammatory diseases of the kidney, with appendix to the preceding paper (G. Johnson) . . . xxx, 165, 182
 on the proximate cause of albuminous urine and dropsy, and on the pathology of the renal blood-vessels in (G. Johnson) . . . xxxiii, 107
 on the forms and stages of, with especial reference to diagnosis and prognosis: fourth communication (George Johnson) . . . xlii, 153
 on certain points in the anatomy and pathology of, and on the influence of the minute blood-vessels upon the circulation (George Johnson) . . . li, 57

The "red granular" and the "large white" kidneys, 58; thickening or hypertrophy of the walls of the small arteries, 60-3; explanation of the phenomena of apnea by the contraction of small arteries, 67; impeded circulation from arterial contraction, 73.

- on the changes which the several component parts of the kidney undergo in (J. Toynbee) . . . xxix, 303
 relation of the disease to nephritis, with remarks on the nomenclature (J. Simon) . . . xxx, 157
 note on, containing references to other writers on the subject (G. Cursham) . . . xxx, 235
 pathological conditions of the blood and urine in (A. B. Garrod) . . . xxxi, 83
 on the blood and effused fluids in (A. B. Garrod) . . . xxxvii, 49
 observations on the relative frequency of various acute diseases due to (J. Taylor) . . . xxviii, 545, *et seq.*

- BRINTON**, of *Philadelphia*, report of forty-four cases of amputation at the knee-joint (notice) liii, 14
- BRITAIN** (GREAT), observations on a species of pulmonary consumption very frequent in (A. P. W. Philip) vii, 494
 statistical inquiry into the frequency of stone in the bladder in (R. Smith) xi, 1
 statistical records of the progress of Asiatic cholera in, 1831, 1832 (S. W. J. Merriman) xxvii, 410
- BRITISH ARMY**, see *Army*
- BROADBENT** (W. H.), M.D., account of the structure of the valves of the heart xliv, 49
 Case of hydronephrosis, referred to (T. Hillier) xlviii, 85
- BRODHURST**, *Bernard E.*
 On forcible extension and rupture of the uniting medium of partially ankylosed surfaces xl, 125
 Cases of intra-uterine fracture, with observations to show the analogy between fracture in utero and congenital distortion xliiii, 115
- BRODIE**, *Sir Benjamin Collins*, Bart.
 Pathological researches respecting the diseases of joints iv, 210
 Further observations on the diseases which affect the synovial membranes of joints v, 239
 Case of ununited fracture of the femur successfully treated by the introduction of a seton v, 387
 Further observations on the ulceration of the cartilages of joints vi, 318
 Observations on the treatment of varicose veins of the leg vii, 195
 Pathological and surgical observations relating to injuries of the brain xiv, 325
 Case of aneurism by anastomosis of the forehead treated by the application of ligatures xv, 177
 Cases of chronic abscess of the tibia xvii, 239
 Pathological and surgical observations relating to injuries of the spinal cord xx, 118
 Account of a case in which a foreign body was lodged in the right bronchus xxvi, 286
 Notes on lithotrity, with an account of the results of the operation in the author's practice xxxviii, 169
 Notice of a case of calculus, mixed with teeth, hair, &c. xliiii, 109
 Letter on Dr. Waters's paper on asphyxia and the use of the hot bath xliv, 149

BRODIE, Sir Benj., case of myeloid (?) tumour of bone (notice) xxxix, 122, *et seq.*
 Letter on Dr. Bullar's case of pulsating bronchocele, xlv, 38

BRODIE, George B., M.D.
 Statistics of Queen Charlotte's Lying-in Hospital, xlvii, 169

BRONCHI, remarks on dilatation of the, and experiments to ascertain whether the elastic circular fibres of the, be muscular or not (G. Budd) xxiii, 55, *et seq.*
 tubular expectoration from, in the adult, two cases (J. Reid) xxvii, 333
 formation of a false membrane in, in a case of laryngitis, in which tracheotomy was performed (T. A. Barker) xxxi, 51
 aneurism of the thoracic aorta opening into left bronchus xlii, 189
 case in which a foreign body was lodged in the right bronchus, with observations (Sir B. C. Brodie) xxvi, 286
 — ditto, impacted in the third branch of the right bronchus, with remarks (J. G. Forbes) xxxiii, 1

Cases referred to, 3.

references to cases of foreign bodies in (B. Travers, jun.) xxiii, 115, *et seq.*

BRONCHIAL GLANDS, on the presence of black matter in (W. Thomson) xxi, 350
 observations on disease of (J. C. G. Tice) xxvi, 19
 detachment of a diseased one, impacted in the larynx, causing fatal asphyxia (G. Edwardes) xxxvii, 151

BRONCHIAL TUBES, observations on the structure of, with experiments (G. Budd) xxiii, 53
 anatomical description of (G. Rainey) xxviii, 581
 on the structure of, in birds (G. Rainey) xxxii, 49

BRONCHIAL CALCULI, see *Calculi* (Bronchial)
PHTHISIS, see *Phthisis* (Bronchial)

BRONCHOCELE, on a new method of treating, by seton, with cases (— Quadri) x, 16
 cases of, treated by seton (A. C. Hutchison) xi, 235
 case of, in which the superior thyroideal artery was successfully tied (H. Coates) x, 312
 case of, successfully treated with iodine (H. S. Roots) xii, 310
 pulsating (J. Bullar) xlv, 37

BRONCHOTOMY, on some affections of the larynx which require the operation of, with cases (W. Lawrence) vi, 221

BRONCHOTOMY (*continued*)

- suggestions relative to the operation of (J. Wood) xvii, 138, 168
- in croup, case of, successful (T. Chevalier) vi, 151
- in cynanche trachealis, successful case by J. Andree, referred to (J. R. Farre) iii, 335
- in laryngitis, unsuccessful case (J. R. Farre) iii, 86
- case of, with relief, but ultimately unsuccessful (E. Percival) iv, 300
- successful case (M. Hall) x, 166
- case of, for the removal of a pebble from the trachea (W. J. Hunt) xii, 27
- See *Tracheotomy*

BROUGHTON, S. D.

- Observations on the use of cubebs, or Java pepper, as a remedy for gonorrhœa xii, 99

BROWN, R. Wilson

- Case of scirrhus of the thyroid gland xvii, 37

BROWNE, Crichton, see *Allbutt* on the optic nerves of the insane

BRUCE, N.

- Report of the principal diseases among the gentlemen cadets in the Royal Military College, Great Marlow and Sandhurst, during a period of seven years ix, 249

BRULATOUR, Alfred, M.D.

- Particulars of a case of fracture of the neck of the femur xiii, 513

BRUNEL'S (Mr.) case (a foreign body in the right bronchus) xxvi, 286

BRYANT, Thomas

- On the causes of death after amputation xlii, 67
- Notes of a case of excision of the head of the humerus by Mr. Aston Key xlii, 5
- Contributions to the subject of compound fracture, being an analysis of 302 cases xliv, 19
- Analysis of 230 cases of lithotomy xlv, 327
- From the records of Guy's Hospital.

Two cases of stone in the bladder of the female treated by rapid urethral dilatation xlvii, 151

On a case of elephantiasis arabum, or elephas, successfully treated by the application of a ligature to the main [external iliac] artery of the limb xlix, 175

On a case of internal strangulation of the bowel by a band, associated with a reducible hernia, successfully treated by operation l, 65

BRYANT, Thomas (*continued*)

On the torsion of arteries as a means of arresting hæmorrhage, with experiments li, 199

BUBON d'emblée, case of (J. A. Marston) xlv, 433

BUBONOCELE, case of, requiring a second operation five days after the first (T. Forster) v, 232

BUCHANAN, A. B., M.D.

Case of white fibro-serous discharge from the thigh, xlv, 57

BUDD, George, M.D.

On increased thickness of the parietes of one of the ventricles of the heart, with diminution of its cavity xxi, 296

Statistical account of cholera in the Seamen's Hospital in 1832 xxii, 110

Remarks on emphysema of the lungs xxiii, 37

On some of the effects of primary cancerous tumours within the chest xlii, 215

and *George BUSK*, report of twenty cases of malignant cholera that occurred in the Seamen's Hospital Ship "Dreadnought," between the 8th and 28th of October, 1837 xxi, 152

BUDD, William, M.D.

Contributions to the pathology of the spinal cord xxii, 153

On diseases which affect corresponding parts of the body in a symmetrical manner xxv, 100

Researches on gout xxxviii, 233

BUDGE (Julius), on nerve influence on the iris, referred to (J. W. Ogle) xli, 406

BULAM fever, see *Yellow fever*

BULGARIA, [pernicious] effects of twelve weeks' residence in, in 1854, on the subsequent health of the British troops in the Crimea (W. Aitken) xl, 179

BULLAR, Joseph, M.D.

On pulsating bronchocele xlv, 37

BULLAR, W.

Cases of fatty degeneration of the voluntary muscles xxxv, 79

BULLET, extraction of a, from the bladder, in a case of gunshot-wound (E. M. Macpherson) xxxiii, 197

Notices of similar cases (J. Dixon), 198.

BURD, H. E.

Successful removal of an ovarian tumour, complicated with pregnancy xxx, 95

Appendix to the foregoing case xxxii, 64

BURMESTER, M. A.

A case of tetanus successfully treated xi, 384

BURNE, John, M.D.

Of inflammation, chronic disease and perforative ulceration
of the cæcum, and of the appendix vermiformis cæci, &c.

xx, 200

Memoir on taphlo-enteritis, &c. xxii, 83

BURNETT, Sir William, M.D.

A case of epilepsy, attended with remarkable slowness of the
pulse xiii, 202

BURNETT'S FLUID, case of poisoning by (H. Letheby)

xxxiii, 283

Chemical properties, 286; physiological properties, 287.

BURNS, John, M.D.

Explanation of the formation of the decidua reflexa, referred
to (R. Lee) xvii, 492

**BURNS, on contractions after, with cases of, in the arm and hand,
relieved by removal of the cicatrices (H. Earle)**

v, 96; vii, 406

case of contraction of the integuments of the neck from a
burn, in which the cicatrix was removed by operation (Sir
B. C. Brodie) vii, 417

cases of removal of cicatrices from the neck consequent on
(J. H. James) xiii, 152

cases of acute ulceration of the duodenum occurring in con-
nection with (T. B. Curling) xxv, 260

case of extreme deformity of the neck and forearm from
cicatrices of, cured by extension, excision and transplanta-
tion of skin (John Wood) xlvi, 149

impairment of growth from cicatrix of (G. M. Humphry)

xlv, 291

BURROWS, —

A case of malformation of the head, constituting what is
commonly called an acephalous fœtus ii, 52

BURROWS, George, M.D.

Case of extensive carcinoma of the lungs, with practical
remarks xxvii, 119

On tubercular pericarditis, with pathological and practical
remarks xxx, 77

BURTON, Henry, M.D.

On a remarkable effect upon the human gums produced by
the absorption of lead xxiii, 63

BUSH, Francis

Case of a sailor in the muscles of whose back the blade of a
knife lodged above thirty years ii, 103

BUSK, George

- Case of aneurismal tumour in the orbit, cured by tying the common carotid artery xxii, 124
 Notice of the above case (T. B. Curling) xxxvii, 226
 Case of congenital deficiency of one kidney, with granular degeneration of the existing one xxix, 269
 Case in which an abscess in the neck communicated by an ulcerated opening with the arch of the aorta, &c., xxix, 297
 Report on malignant cholera in the "Dreadnought," see *Budd (G.) and G. Busk*

BUTTOCK and labium pudendi, case of a large cellular tumour occupying the (W. Lawrence). xvii, 11

CACHEXIA, on the rapid organisation of lymph in (J. Dalrymple) xxiii, 205; xxvii, 70

CADAVERIC POISON, inoculation of, by the hands of the medical men in attendance, a cause of puerperal fever, observations on (C. H. F. Routh) xxxii, 35

CADDY, John, M.D.

Notes and observations on fever during service on board H.M. screw corvette "Pylades," of 21 guns, on the West Coast of Mexico, in 1860 xlix, 51

CADETS of the Royal Military College, report of the principal diseases among, during a period of seven years (N. Bruce) ix, 249

CADGE, W.

On dislocation of the femur, upwards and forwards, beneath the crural arch xxxviii, 87

CÆCUM, on inflammation, chronic disease and perforative ulceration of the (J. Burne) xx, 200; xxii, 33
 on some affections of, with illustrative cases (F. G. Reed) xlv, 77

APPENDIX VERMIFORMIS of, case of perforative ulceration of the (J. Parkinson) iii, 57
 — observations and cases of perforative ulceration of (J. Burne) xx, 200; xxii, 33
 — incidental remarks on disease of, causing intestinal obstruction (B. Phillips) xxxi, 3

CÆNURUS CEREBRALIS, observations on (C. B. Rose) xxxi, 224

CÆSAREAN SECTION, dangers peculiar to the operation (C. West) xxxiv, 74
 summary of percentage of fatal cases in 409 cases (C. West) xxxiv, 73 (*note*)
table showing cause of death in 147 fatal cases (with references to the cases) xxxiv, 84-8

CÆSAREAN SECTION (*continued*)

- unsuccessful case of, with remarks on the muscular action of the uterus in (Sir C. Bell) iv, 350
 history of an unsuccessful case of (K. Wood) vii, 264
 case of, in which the lives of both mother and child were saved (J. J. Locher) ix, 11
 history of a second operation performed on the foregoing patient (J. J. Locher) xi, 182
 case of, in which the life of the mother was saved (N. Meyer) xi, 201

Case of, by which the lives of mother and child were saved (abridged from 'Siebold's Journal'), 204; case of a second operation on the same patient (from 'Siebold's Journal'), 207.

- case of, and extraction of a living child from a woman killed by violence (J. H. Green) xii, 46
 case of, with remarks on the peculiar sources of danger in the operation (C. West) xxxiv, 61

Dangers peculiar to the operation, 74; summary of percentage of fatal cases in 409 cases, 78 (*note*); table showing cause of death in 147 fatal cases, with references to the cases, 84-8.

- case of (H. Oldham) xxxiv, 89

CAILLARD, case of deformity of lower limbs (notice) xxxvi, 444

CALCULI from the arch of the aorta, chemical constitution of (J. Bostock) xix, 87

BILIARY, case of obstruction in the large intestines occasioned by a biliary calculus of extraordinary size (H. L. Thomas)

- vi, 98
 — account of two cases of, of extraordinary dimensions (T. Brayne) xii, 255
 — case of, occasioning intestinal obstruction, referred to (B. Phillips) xxxi, 6
 — account of an unusually large calculus voided per anum (J. A. Wilson) xxvi, 80
 — analysis of a calculus found in the common hepatic duct (H. B. Jones) xxvi, 83
 — case of a calculus voided from a fæcal abscess in the groin (T. Copeland) iii, 191
 — in a case of biliary fistula xxxv, 474

BRONCHIAL, chemical composition of (W. Henry) x, 143; (J. Bostock) xix, 87

- case of, with post-mortem appearances (J. C. G. Tice) xxvi, 19

RENAL, memoir on, with cases (H. Earle) xi, 210

Sometimes caused by injuries, 227.

CALCULI, RENAL (*continued*)

- history of a case of nephritis calculosa (A. Marcet) x, 147
- phosphate of lime calculus found in the kidney, in a case of mollities ossium (S. Solly) xxxvii, 450
- nephrotomy as a means of treating (T. Smith) lii, 211
- SALIVARY, chemical constitution of (J. Bostock) xix, 82
- from the SPLEEN, chemical composition of (W. Henry) x, 145
- URINARY, experimental examination of 187 specimens of (W. Henry) x, 125
- Description of uric acid concretions, 132; of calculi composed chiefly of the earthy phosphates, 137; mulberry calculus, 139; cystic oxide, 140; of those, the ingredients of which are disposed in alternate layers, 141.
- results of an analysis of the collection of, in St. George's Hospital (H. B. Jones) xxvi, 100
- account of a cystic oxide calculus (H. B. Jones) xxiii, 192
- examination of a small calculus, the nucleus of which was cystine, proving the existence of such deposit so early as two years of age (H. B. Jones) xxvi, 109
- description of a calculus composed of lithate or urate of ammonia (W. Prout) x, 389
- cases of, mixed with teeth, bone, &c. (Sir B. Brodie and Sir W. Lawrence) xliii, 109-11
- account of a ring-shaped calculus formed upon a hair in the bladder, and extracted through the umbilicus, the urachus having remained open (T. Paget) xxxiii, 293
- Reference to examples of calculi deposited on hairs, 295.
- note on the comparative prevalence of (A. C. Hutchison) xxi, 20
- statistical inquiry into the frequency of, in different countries and cities of Great Britain and Ireland, and classification of specimens in the collection of the Bristol Infirmary (R. Smith) xi, 1, 10
- on the comparative infrequency of, among seafaring people (A. C. Hutchison) ix, 443; xvi, 94; xxi, 20
- observations on the frequency of, in different places in Scotland (A. C. Hutchison) xvi, 120
- remarks upon the efficacy of general remedies, and especially purgatives, in preventing calculous affections (W. Prout) viii, 537
- Chemical mode of treatment, 542.
- on the solvent treatment of (Wm. Roberts) xlvi, 89
- Solvent treatment of uric acid calculi by alkalinizing the urine through medicines, 92-128; comparison of solution of carb. potash and carb. soda, &c., 94-9; dissolution of uric acid calculi by alkalinized urine, 99-106; application to practice, rules, &c., with cases,

CALCULI, URINARY (*continued*)

106-27; cystine calculi, 127; solvent treatment of uric acid calculi by injections into the bladder, 128; oxalate of lime calculi, 131; mixed phosphates, 132.

- remarks on the danger of extracting large calculi, and description of an instrument to facilitate the breaking down stones of considerable magnitude (H. Earle) xi, 69
- cases in which numerous calculi were extracted from the male urinary bladder without the employment of cutting instruments (Sir A. P. Cooper) xi, 349; xii, 381; *et seq.*

Description of the forceps, by means of which the calculi were extracted, in the foregoing cases, 359.

- operations for extraction of, see *Lithotomy, Lithotripsy* in FEMALE BLADDER, &c. :—
- cases of the removal of, by dilatation (Sir A. Cooper) viii, 425; xii, 235, *et seq.*
- two cases, treated by rapid urethral dilatation (T. Bryant) xlvii, 151

Cases, 151-4; dilatibility of female urethra, and removal of calculus, 155-9; urethral and vaginal lithotomy, 160-2; conclusions, 162; tables of previously recorded cases of dilatation, incision, and lithotripsy, 164-7.

- very large calculus removed from the urethra of a female without operation, with examples of analogous cases (J. Yelloly) vi, 574
- from the UTERUS, discharged during life, chemical composition of (J. Bostock) xix, 83, *et seq.*
- in the VEINS, chemical constitution of (J. Bostock) xix, 82
- in the pelvic veins, remarks on (G. Langstaff) viii, 257
- found in the pelvic veins, in a case of obstruction of the veins of the lower extremity (T. H. Holberton) xvi, 70

CALF of the LEG, medullary tumour of the, case of (B. Travers) xvii, 391

CALLENDER, George W.

Some account of the amputations performed at St. Bartholomew's Hospital, 1853-63 xlvii, 75
Notes respecting non-uniting fractures li, 143

CALLUS, on the structure of (J. Howship) ix, 143, *et seq.*

CALVERT, Robert, M.D.

Account of the origin and progress of the plague in the island of Malta, in the year 1813 vi, 1

CAMPLIN, John M.

On the juvantia and lædientia in diabetes [his own case] xxxviii, 69

CANCER, contribution to the statistics of, from the cancer records of the Middlesex Hospital (S. W. Sibley) xlii, 111

Seat of primary cancer, 118; age, 114; influence of marriage, &c., 118; duration of life, 123; hereditary nature, 127; phthisis in families of cancer patients, 133; record of post-mortem examinations, 136; cancer of breast and uterus, 138-9; epithelial cancer, 140; secondary tumours, 143; multiplication of cancer, 143; diseases of cancerous patients, tubercle, &c., 145-9; causes of death, 149.

contribution to the statistics of [from cases of Mr. Paget, at St. Bartholomew's Hospital and in private practice] (W. M. Baker) xlv, 389

Primary seat, 390; variety, distribution, &c., 391; age, 392; sex, 394; marriage, pregnancy, &c., 396; health, inheritance, 397; recurrence after operation, 398; influence of age on recurrence, 399; influences of operation, age, &c., on duration of life, 400-5; hospital and private cases compared, 406.

on the origin and nature of (B. Travers) xv, 222; xvii, 300
modifications and varieties of carcinoma (B. Travers)

xv, 200

observations on the anatomical characters of (T. Hodgkin)

xv, 292, *et seq.*; xxvi, 242

on the influence of inadequate operations on the theory of (C. H. Moore) l, 245

Cases of recurrent cancer, 251-76; conclusions, 279.

on the influence of local irritation in the production of diseases resembling (H. Earle) xii, 268

on diseases of the head and face, sometimes mistaken for (B. Travers) xv, 253

on morbid changes in the stomach and intestinal villi present in persons who have died of (S. Fenwick) xlviii, 267

Nuclear masses, 269; in cancer of breast, 269; in cancer of the uterus, 279; cancer of other parts, 281.

cases of (G. Langstaff) ix, 297

of the skin of the arm (W. Lawrence) iii, 76

of the BLADDER, case of, with fracture of the femur and rib (S. Cooper) xvii, 51

— in a case of cancer of the penis (H. Coote) xlvii, 1

of the BONES, observations on (T. B. Curling) xx, 372

of the BREAST, see under *Breast*

within the CHEST, on some of the effects of (G. Budd)

xlii, 215

of the skin of the face (Cæsar Hawkins)

. xxi, 69


Common cancer of the face, 72; cancerous ulcer of the face of old persons, 74; fungous cancer of the face of old persons, 78.

CANCER (*continued*)


- extensive carcinoma of the LUNGS, case of, with practical remarks (G. Burrows) xxvii, 119
- secondary deposits in LUNGS, bones, &c., in a case of cancer of penis (H. Coote) xlvii, 1
- cancerous infiltration of the PENIS, case of, with cancerous ulcer of the bladder and secondary deposits in the lungs, bones, and other parts of the body (H. Coote) xlvii, 1
- cancerous stricture of the SIGMOID FLEXURE and rectum xxxv, 109
- of the SPINAL column, cases of, with remarks (Cæsar Hawkins) xxiv, 45
- carcinoma of the THYROID gland, cases of (C. Hawkins) xxvii, 25
- of the TONGUE, ligature of the lingual artery in treatment of (C. H. Moore) xlv, 47
- cells in the URINE, in a case of pulsating tumour (C. H. Moore) xxxv, 459
- of the UTERUS, analysis of 100 cases (Robert Lee) xxxv, 437
- statistical notices of 120 cases of carcinoma of the UTERUS, with remarks (J. C. W. Lever) xxii, 267
- case of, of the CERVIX UTERI, exciting inflammation of the veins of the lower extremities and phlegmasia dolens (W. Lawrence) xvi, 58
- carcinoma of the cervix uteri (W. Lawrence) iii, 78
- RECURRENT, cases of (C. H. Moore) 1, 251-76
- COLLOID, peculiar case of (J. C. Warren) xxvii, 385
- case of, of the përitoneum, &c., simulating ascites (E. Ballard) xxxi, 119
- on the structure and nature of so-called (S. W. Sibley) xxxix, 259
- see also under *Colloid*
- ENCEPHALOID, affecting a testicle retained within the cavity of the abdomen (G. Johnson) xlii, 15
- see *Encephaloid disease*
- EPITHELIAL, statistics and cases of (S. W. Sibley) xlii, 140
- MEDULLARY, observations on the external and internal characters of (B. Travers) xv, 216
- See also *Chimney-sweeper's Cancer, Colloid, Encephaloid disease, Fungus hæmatodes, Malignant diseases. Scirrhus, &c.*
- CANCERUM ORIS, remarks on the efficacy of chlorate of potash in the treatment of, with cases (H. Hunt) xxvi, 142
- case of (Cæsar Hawkins) xxvi, 151

- CANNABIS SATIVA**, of India, on the medicinal properties of (J. Clendinning) xxvi, 188
- CANTHARIDES**, action of, on the bladder, in a case of paraplegia, with inability to retain the urine (M. Hall) xxiii, 151
beneficial effects of diluted tincture of, in the treatment of chilblain (J. Wardrop) v, 142
- CAPE OF GOOD HOPE**, on the endemic hæmaturia of (J. Harley) xlvii, 55
— ditto, second communication (J. Harley) lii, 379
- CAPILLARIES**, experiments and observations on the motions of the blood in the (A. P. W. Philip) xii, 404
Influence of the nervous system on the capillaries, 406; their microscopical appearances in inflammation, 407; effects of local stimulants on, 418.
effect of syncope induced by loss of blood on the capillary circulation (M. Hall) xvii, 266
remarks on the diminution of the capillary circulation, in the emphysematous lung (G. Budd) xxiii, 47
description of the capillary vessels of the lungs, as distinguished by the microscope (G. Rainey) xxviii, 589; xxxi, 298
arrangement of, in the lungs of birds (G. Rainey) xxxii, 50
- CARBOLIC ACID**, on some new double salts of, as agents for the treatment of disease (A. E. Sansom) lii, 139
Organized germs of disease, 139-40; Polli on the internal administration of sulphites, 141; Calvert, Lemaire, and Crookes on carbolic acid, 142; preparation and experiments with the sulpho-carbolates, 144-50.
- CARBONACEOUS MATTER**, on the presence of, in the expectoration, particularly of coal miners and moulders in iron works (W. Thomson) xx, 281; xxi, 340
- CARBONIC ACID GAS**, case of exposure to the vapour of burning charcoal, with remarks (W. Babington) i, 83
- CARCINOMA**, see under *Cancer, Malignant Disease, &c.*
- CARDEN, H. D., of Worcester**
Operation for restoration of lower lip (notice) xxxviii, 81
Method of amputation at the knee-joint, &c. (notice) liii, 18, 177, &c.
- CARDIAC SYNCOPE**, see *Syncope*
- CARDIAC VEGETATIONS**, separated, extensive arterial obstruction from, followed by gangrene of lower extremities and death (J. J. Goodfellow) xlv, 367

- CARDITIS**, case of, terminating rapidly in suppuration, and in which there was an absence of any symptom directly referable to the affected organ (E. Stanley) vii, 318
 case of, with remarks (T. Salter) xxii, 72
 case of, in connection with phlebitis (W. Lawrence) xv, 124
 See also *Heart* (Inflammation of), *Pericarditis*
- CARIES** of the teeth, observations on (T. Bell) x, 41
 Causes of, 45.
 acute, of the walls of the tympanic cavity, producing ulceration of the internal carotid artery (J. Toynebee) xliii, 217
- SCROFULOUS**, of the left astragalus, excision, cure, with formation of fresh joint (S. F. Statham) xxxvii, 1
- CARNOCHAN, J. M.**
 cases of elephantiasis arabum, abstracts of (T. Bryant) xlix, 181-3
- CAROTID ARTERY**, see *Artery* (Carotid)
- CARPUE'S** history of the various operations of lithotomy, referred to (P. M. Martineau) xi, 402
- CARPUS**, case of dislocation of, consequent on contracted wrist, successfully treated (— Hodgson) iv, 297
- CARSON, James, M.D.**
 On the causes of the vacuity of the arteries after death xi, 165
- CARTER, H. V., M.D.**
 On the connection between a local affection of the lymphatic system and chylous urine, with remarks on the pathology of the disease xlv, 189
- CARTILAGE**, growth of, in a testicle and its lymphatics, and in other parts (J. Paget) xxxviii, 247
 Microscopic examinations of minute structure, 254.
 masses of, formed in diseased lungs xxxviii, 253
 gouty deposits in (W. Budd) xxxviii, 233
- CARTILAGES OF JOINTS**, ulceration of, observations on (Sir B. Brodie) iv, 237; v, 245; vi, 318
 ulceration of, on an acute form of (H. Mayo) xi, 104
 — observations on, and on ankylosis (H. Mayo) xix, 48
 — ditto (C. A. Key) xviii, 218, 222
 On the degeneration of the cartilages into a fibrous structure, 241; on secondary absorption, 243.
 — further observations on the ulcerative process (C. A. Key) xix, 134
 the vascularity of the, in disease, observations on (R. Liston) xxiii, 92
 On the forms of ulcerative absorption of cartilages, 94.







CARTILAGES of JOINTS (*continued*)

- case of a loose cartilage extracted from the elbow-joint (J. M. Coley) v, 76
 case of loose cartilages successfully extracted from the knee-joint (J. Clark) v, 67
 case of detached piece of, existing as a loose substance in the knee-joint (T. P. Teale) xxxix, 31

CARWARDINE, H. H.

- Brief notice of the original obstetric instruments of the Chamberlens ix, 181
 — ditto, reprinted xlv, 10

- CASTRATION**, method of performing (W. Lawrence) vi, 196
 case of diseased undescended testicle, forming a tumour in the groin, removed by operation (J. M. Arnott) xxx, 11
 Reference to an analogous case, 14.

- CATABACT**, observations on, and description of several species of, with remarks on the operation by absorption, &c. (B. Travers) iv, 281, *et seq.*
 further observations on, and remarks on the operation by extraction, &c. (B. Travers) v, 391
 Summary of the contents of the two foregoing memoirs, 417.

- brief description of (J. Ware) v, 268

- CONGENITAL**, case of, where sight was acquired by operation at the age of twenty-three years (R. A. Stafford) xxv, 91

- operation for, on an adult, followed by division of the recti muscles for the purpose of controlling the oscillation of the globes (G. Critchett) xxxviii, 51

- CAPSULAR**, on the use of two needles at once in the operation for (W. Bowman) xxxvi, 315

- CATARRH**, acute, of the glandular structure of the stomach xli, 363

- of summer (*catarrhus æstivus*), case of, with remarks (J. Bostock) x, 161; xiv, 437

- CATHARTICS**, successfully employed, in a case of stammering (J. Bostock) xvi, 72

See also *Purgatives*

- CATHETER**, cases of removal of a portion of, from the female bladder, by dilatation of the urethra (Sir A. Cooper) xii, 238, 241

- remarks on the importance of using the, in every case of suspected fracture of the pelvis (H. Earle) xix, 263

- remarks on the use of the, in cases of paralysis of the lower part of the body (Sir B. Brodie) xx, 163

- CATS, subjected to long confinement, affected with Bright's disease of the kidney (G. Johnson) xxix, 15, 19
- CAT'S-EYE AMAUROSIS, observations on (W. Cumming) xxix, 290
- CAUSTIC, application of, through the speculum, in morbid states of the os uteri, when required (R. Lee) xxxiii, 271
- LUNAR, see *Silver* (Nitrate of)
- CAUSTIC ISSUES, remarks on their use, in ulceration of the cartilages of joints (Sir B. Brodie) vi, 333
- CAUSTIC POTASH, application of, in ununited fracture of humerus (H. Earle) xii, 190
- injurious effects of its application in morbid states of the os uteri (R. Lee) xxxiii, 272
- CAUTERIZATION by the heat of electricity (J. Marshall) xxxiv, 224
- ditto, description of the apparatus (ditto) xxxiv, 230
- CAUTERY, actual, on the use of, as a remedy for the cure of diseases (J. P. Maunoir) ix, 364
- CELLS, nucleated, of heterologue structure, microscopic examination and description of (T. Hodgkin) xxvi, 247
- See also *Epithelium cells*
- CELLULAR MEMBRANE, cases of inflammation of, to show the difference between that affection and phlegmonous erysipelas (W. Lawrence) xiv, 198
- description of the morbid appearances found in, in cases of phlebitis (J. M. Arnott) xv, 55
- Affections of the membrane, after injuries of the extremities, 69; after injuries of the head, 73; after labour, 99.
- case of extensive suppuration of, occurring after premature delivery (A. M. M'Whinnie) xxxi, 65
- CELLULAR TUMOURS, observations on, and case of the removal of one, occupying the labium pudendi and buttock (W. Lawrence) xvii, 10, 11, *et seq.*
- CEPHALHÆMATOMA, account of a case of, external and internal, &c. (C. West) xxviii, 397
- CEREBELLUM, case of apoplexy of, invested with some points of special interest (R. Dunn) xxxii, 107
- case of atrophy of (J. Sims) xix, 372
- Not subject to hypertrophy, 379.
- case of fracture of the occipital bone, in which the dura mater of, was punctured after the application of the trephine, with remarks (A. C. Hutchison) ii, 105

CEREBELLUM (*continued*)

cases of tubercle in the, in children, tabular view of (P. H. Green) xxv, 194, *et seq.*

CEREBRAL CIRCULATION, see *Blood* (Circulation of)

DEVELOPMENT, defective, in two cases of absence of the thyroid body and symmetrical swellings of fat tissue at the sides of the neck (T. B. Curling) xxxiii, 303

SYSTEM, review of the diseases of, illustrative of the influence of volition, emotion, and the vis nervosa (M. Hall) xxiii, 175

— inquiries into the distinct diseases of the cerebral, true-spinal, and ganglionic systems, their mutual influence, and the order in which they are manifested (M. Hall) xxiv, 85

— see *Brain*

CEREBRITIS, tendency of Bright's disease of the kidney to produce (J. Taylor) xxviii, 548

CERVICAL GLANDS, see *Glands* (Cervical)

VERTEBRÆ, see *Vertebræ*

CERVIX FEMORIS, see *Femur* (Neck of)

CERVIX UTERI, see under *Uterus*

CEYLON, reports on the introduction and spread of the spasmodic cholera of India in the island of, in 1819 (Sir G. Blane) xi, 157

CHAMBERLAINE, *Richard*

Case of axillary aneurism, for which the artery was tied below the clavicle vi, 128

CHAMBERLENS, brief notice of the original obstetric instruments of the (H. H. Carwardine) ix, 181
on the discovery of the original obstetric instruments of the (B. Lee) xlv, 1

Preface to H. Chamberlen's translation of Mauriceau's 'Midwifery,' 6; notice of the instruments, by H. H. Carwardine, 10; inscription on Peter Chamberlen's tomb in Woodham Mortimer Churchyard, 14; inscription on Hugh Chamberlen's monument at Westminster Abbey, 16; appendix of letters from Dr. Munk, Dr. May, and Mr. Carwardine, relative to Dr. Peter Chamberlen and his family, 19.

CHAMBERS, *Thomas K.*, M.D.

Case of mollities ossium, preceded by degeneration of the muscles xxxvii, 19

CHANGES which the animal body undergoes in a hot climate soon after death, observations on the (J. Davy) x, 89
CYCLICAL, in the human system connected with season (E. Smith) xlii, 91

CHAPMAN, John

Case of expulsion of a blighted fœtus and placenta at seven months, a living child still remaining to the full period
ix, 194

CHAPMAN, Thomas

Case of the removal of a catheter from the female bladder, by dilatation xii, 241

CHARCOAL VAPOUR, see Carbonic Acid Gas

CHEEK, case of large encephaloid tumour on the, removed (J. Barlow) xvi, 19

remarks on gangrenous erosion of the, and on the efficacy of chlorate of potash in the treatment of, with cases (H. Hunt) xxvi, 142

CHELSEA, Royal Military Asylum, report of the diseases that have prevailed amongst the children in the (P. Macgregor)
v, 435

CHEMOSIS, in acute purulent ophthalmia, description and treatment of (F. Tyrrell) xxi, 420

CHENANTAIS, on post-mortem appearances in croup (notice) xl, 53

CHESELDEN's improved lateral operation of lithotomy, observations on the statement made by Dr. Douglas of (J. Yelloly)
xv, 339

CHEST, remarks on the respiratory movements of the (J. Hutchinson) xxix, 137, *et seq.*

— ditto ditto (F. Sibson) xxx, 353, *et seq.*

synopsis of the principal pathological appearances met with in the, in 108 autopsies of insane patients at Bethlem Hospital (J. Webster) xxvi, 391; xxviii, 431

— appendix of 67 additional dissections xxxii, 120

morbid appearances found within the, consequent to phlebitis (J. M. Arnott) xv, 54

case of a periodical affection of (J. Bostock) x, 161

— inquiry into its cause and observations on the mode of treatment (J. Bostock) xiv, 437

analysis of a fluid from a tumour in the (A. Marcet) ii, 378

upper portion of, pathology of aneurisms and tumours involving (J. Cockle) l, 459

See *Cancer* within

See *Lungs, &c.*

CHEST MEASUREE, description and use of the (F. Sibson)

xxxii, 355

CHESTON, Richard Browne

History of a child retained in the mother fifty-two years after the usual period of utero-gestation v, 104

CHEVALIER, Thomas

- An account of three cases of sudden death, with the appearances on dissection i, 157
 History of an extraordinary enlargement of the right lower extremity, &c. ii, 63
 A case of lithotomy, with remarks on the effect of that operation, and on some cases of fistulæ in perineo ii, 201
 Note on the effects of arsenic in counteracting the poison of serpents ii, 403
 History of a remarkable case of ovarian dropsy iii, 40
 Description of an improved method of tying diseased tonsils iii, 80
 Account of a case of spontaneous extravasation within the theca vertebralis iii, 102
 Two cases of strangulated femoral hernia attended with some unusual circumstances iv, 325
 Case of laceration of the internal coat of the stomach and duodenum by vomiting v, 93
 A case of croup in which the operation of bronchotomy was successfully performed vi, 151
 Observations on the relaxed rectum x, 400

CHEVALIER, Thomas William

- A case of injury to the blood-vessels of the lower extremity, producing pale dry gangrene in the foot xiii, 17
 On the ligaments of the human ossicula auditus xiii, 61

CHEYNE, John, M.D.

- On the pathology of the membrane of the larynx and bronchia, referred to (J. Wood) xvii, 140

CHILBLAIN, on the treatment of, with diluted tincture of cantharides (J. Wardrop) v, 141

CHILDREN, observations on the respiratory movements in (F. Sibson) xxxi, 374

- viability of, influence of season on the (E. Smith) xlii, 109
 on the diseases that have prevailed amongst the, of the Royal Military Asylum for a period of ten years (P. Macgregor) v, 435
 on tubercle of the brain in (P. H. Green) xxv, 192
 case of local tubercular deposit upon the surface of the brain in a child (R. Dunn) xxv, 209
 on the seat of tubercle of the lungs, with remarks on pulmonary phthisis in (P. H. Green) xxvii, 351
 on scrofulous inflammation of the peritoneum occurring in (G. Gregory) xi, 258
 history of a very fatal affection of the pudendum of female children (K. Wood) vii, 84

CHILDREN (*continued*)

purulent ophthalmia of, treated by evacuating the aqueous humour (J. Wardrop) iv, 162

See also *Infants*

CHIMNEY-SWEEPER'S CANCER, remarks on, with cases (H. Earle), xii, 296; ditto (B. Travers) xvii, 344

• **CHISHOLME**, Colin, M.D.

Two examples of the beneficial effects of mercury in some severe affections of the brain iv, 35

CHLORATE of POTASH, see *Potash* (Chlorate of)

CHLORIDES, see *Lime, Sodium, Zinc*

on the effect of coffee on the, in health (C. E. Squarey)

xlix, 1

in scarlet fever (S. Ringer) xlv, 122

in the urine, diminution of, or their absence in cases of pneumonia, and on the chemical composition of the sputa in that disease (L. S. Beale) xxxv, 325

CHLOROFORM, report on the uses and effects of, see *Committee* (Scientific) on chloroform xlvii, 323

effects of, on the respiratory movements, cursory remarks on (F. Sibson) xxxi, 380

DISLOCATION of the shoulder, case of, reduced three months and a half after the accident, under the influence of (C. de Morgan) xxxiii, 21

insensibility induced by, in a case of **EXCISION** of the os calcis (W. B. Page) xxxiii, 251

death occurring during the inhalation of, in cases of **FATTY DISEASE** of the heart, remarks on (R. Quain) xxxiii, 196

inhaled, in a case of **GASTROTOMY** (J. Hilton) xxxi, 327

death during a reduction of an umbilical **HERNIA** under (C. H. Moore) xlv, 181

influence of, on the mortality of **LITHOTOMY** xlv, 339

administration of, in a case of removal of a **MORBID GROWTH** from the upper jaw xxxiv, 51

relief of intense and long-continued **PHOTOPHOBIA** and **blepharospasm** by (W. Mackenzie) xl, 175

CHOLAGOGUES, observations on the effects of (H. Jones)

xxxv, 249

See also under *Medicines*

CHOLERA, statistical records of the progress of the, over the globe (S. W. J. Merriman) xxvii, 405

chemical researches on the nature and cause of (R. J. Thomson) xxxiii, 67

Examination of the blood in the lymphatic stage, 70; in the biliary stage, 85; examination of the feces, 80, 89; urine, 84, 90; condition of the atmosphere during the prevalence of, in Glasgow, 91; general conclusions, 97.

CHOLERA (*continued*)

malignant, account of the epidemic spasmodic cholera of India, which commenced in 1817 at Jessore, by F. Corbyn, with communications on the same subject from the islands of the Mauritius and Ceylon (Sir G. Blane)

xi, 110

General symptoms, 113; appearances after death, 116; question of its contagious or non-contagious nature discussed, 117, 138; treatment, 121, 130; treatment, by large doses of calomel and opium, 122; by bleeding, 123, 130; postscript relative to the introduction and spreading of, in Ceylon, in 1819, 157.

on the occurrence in Persia (in 1822) of the epidemic cholera of India (J. Cormick) xii, 359

statistical account of, in the Seamen's Hospital in 1832 (G. Budd) xxii, 110

Mortality in different periods of the epidemic, 112; influence of age on mortality, 113; influence of age on liability to the disease, 114; influence of previous health on mortality, 117; diffusion of the disease, 118; influence of age on recovery, 121; influence of age on liability to the disease, 121.

report of twenty cases of, that occurred in the Seamen's Hospital Ship "Dreadnought," in 1837 (G. Budd and G. Busk) xxi, 152

on the pathology and treatment of (G. Johnson) l, 103

The result of a morbid poison, 103; symptoms and collapse, 105-21; mechanical arrest of the blood in the minute vessels of the lungs, 109; difference of collapse and ordinary asphyxia, 113; effect of hot injections, 120; pathological significance of the discharges, 122; treatment, 123.

and epidemic diarrhœa, on the treatment of, with a record of cases (J. W. M'Cloy and R. Robertson) l, 127

Tables of modes of treatment, ages, and mortality, 129-31; records of cases, 133; abstract of 100 cases of cholera and epidemic diarrhœa at the Liverpool Parish Infirmary, 1866, 154-79; diarrhœa, remedies employed, &c., 180-8.

on analogies of, in which suppression of urine is not accompanied by symptoms of uræmic poisoning (W. Sedgwick) li, 1

Established cases of analogy, suppression of urine in acute poisonings, &c., 4-16; decomposing animal and vegetable matters, 17; perforation, &c., of stomach and intestines, 20-32, 38; intestinal obstruction, 33-6.

on the relation of the mortality from, in London, to the general mortality and temperature (Edward Smith)

xxxviii, 101

CHOLERA sporules, observations of Dr. Basham on, referred to (A. Hassall) xxxvi, 61

- CHOLESTERINE**, reference to the existence of, in various morbid fluids (J. Bostock) xv, 155
 centre of a biliary calculus formed of (H. B. Jones) xxvi, 84
 found between the internal and middle coat of arteries, in fatty degeneration (G. Gulliver) xxvi, 88
- CHOREA**, cases of, with periodical jactitation (R. Watt) v, 1
 case of, accompanying pericarditis (R. Bright) xxii, 2
 Remarks on the connection between chorea, pericarditis and rheumatism, 10.
 softening of the spinal marrow in a boy affected with (R. Nairne) xxxiv, 37
 acute, variations of sulphates and phosphates excreted in (Bence Jones) xxxiv, 277
 case of, in an adult, and cured in an unusual manner (K. Wood) vii, 237
 on the use of arsenic in the cure of, with cases (T. Salter) x, 218
 case of, successfully treated with arsenic (T. Martin) iv, 45
 — ditto (G. Gregory) xi, 299
 cases of the beneficial effects of the subcarbonate of iron in (J. Elliotson) xiii, 244
- CHORION**, description of the (R. Lee) xvii, 488
- CHOROIDITIS**, remarks on a peculiar inflammation of the eye, with cases, and mode of treatment by bark (W. Wallace) xiv, 286
- CHRISTIE, T. B.**, see *Allbutt* on the optic nerves of the insane
- CHYLE**, experiments on the nature of (A. Marcet) vi, 618
- CHYLO-SEROUS DISCHARGE**, white, from the thigh, cases of xlv, 57-71
- CHYLOUS URINE**, see *Urine* (Chylous)
- CHYME**, examination of (A. Marcet) vi, 626
- CICATRICES**, cases of warty tumours in (C. Hawkins) xix, 19
 from burns, see *Burns*
- CICATRIX**, vaccine, observations on the relations subsisting between the, and the character of the consecutive variola (G. Gregory) xxiv, 15
- CILIARY** processes of the vitreous humour, description of (A. Jacob) xii, 491
- CILIATED EPITHELIUM**, see *Epithelium* (Ciliated)
- CINCHONA BARK**, beneficial effects of, in rheumatic ophthalmia (J. Wardrop) x, 14
 — ditto, in a peculiar inflammatory disease of the eye, resembling iritis (W. Wallace) xiv, 296

CINCHONA BARK (*continued*)

on the efficacy of the bark of *Swietenia febrifuga* as a substitute for (*P. Breton*) xi, 310

CIRCULATION, see *Blood* (Circulation of)

capillary, see *Capillaries*

CIRRHOSIS of the liver (*C. H. Jones*) xxxv, 262-70

CITRIC ACID, on the use of, as a remedy for sea scurvy, with historical notices (*Sir G. Blane*) vi, 496, *et seq.*

CLARK, Frederick le Gros

Large opening into the anterior part of the urethra caused by sloughing, successfully treated by operation, with remarks xxviii, 413

Penetrating wound of the neck, accompanied by profuse arterial hæmorrhage, treated successfully by ligature of the common carotid artery xxx, 15

Case of cyanosis, with a description of the appearances on dissection xxx, 118

CLARK, John M.

A case of cartilaginous substances successfully extracted from the knee-joint v, 67

CLARKE, J. Lockhart

On the pathology of tetanus, illustrated by cases and drawings xlviii, 255

and *J. Hughlings JACKSON*, on a case of muscular atrophy, with disease of the spinal cord and medulla oblongata l, 489

See *Cooper* (*Geo. L.*), *Johnson* (*Zach.*)

Examination of the spinal cord in *Dr. Z. Johnson's* case of extreme muscular atrophy, with extensive disease of the spinal cord li, 249

CLARKE, John

Preparation of tubal gestation, 1793, account of a fresh dissection of (*T. Holmes*) xliiii, 373

CLARKSON, Josiah

Case of complete intestinal obstruction, arising from disease of the sigmoid flexure of the colon and the rectum, in which the descending colon was successfully opened in the loin xxxiii, 57

CLAVICLE, fracture of the acromion process of, with partial dislocation of the humerus forwards, &c., case of (*J. F. South*) xxii, 100

removal of, with a tumour in that bone (*B. Travers*) xxi, 135

References to similar cases, 142.

CLAVICLE (*continued*)

case of abscess of the anterior mediastinum, forming a tumour above, and simulating aneurism (D. Maclachlan)

xxxiii, 201

removal of the acromial end of, in a case of disarticulation of the scapula from shoulder-joint (G. M. Jones)

xlii, 7

CLAYTON, Oscar

Account of an hysterical affection of the vocal apparatus, with several cases

xxvi, 115

CLEFT PALATE, see *Palate* (Cleft)**CLEMENT, William James**

Account of two cases of intestinal obstruction, in which the operation for the formation of an artificial anus was performed, one in the ascending, the other in the descending colon

xxxv, 209

CLENDINNING, John, M.D.

Facts and inferences relative to the condition of the vital organs and viscera in general, as to their nutrition in certain chronic diseases

xxi, 33

Observations on the medicinal properties of the *cannabis sativa* of India

xxvi, 188

CLIMATE and fluctuation of the seasons, their influence on health (Sir G. Blane, Bart.)

iv, 107

on the changes which the animal body undergoes soon after death in a hot climate (J. Davy)

x, 89

influence of warm, on constitutional syphilis (J. A. Marston)

xlvi, 100

See *Seasons, Weather*

CLITORIS, on malignant disease of the (B. Travers)

xvii, 347

COAGULA, on the early organization of, under certain conditions of the system (J. Dalrymple)

xxvii, 70

of blood, obstructing the branches of the pulmonary artery (J. Paget)

xxvii, 162

COAL MINERS, on the black expectoration and black deposit in the lungs of (W. Thomson)

xx, 280; xxi, 340

COAL GAS, poisonous effects of, on the animal system (C. J. B. Aldis)

xlvi, 99, 107

COATES, Henry

Case of bronchocele, in which the superior thyroideal artery was successfully tied

x, 312

Case of fractured os pubis, successfully treated

xi, 270

Case of aneurism of the carotid artery

xi, 277

COCCOLOBA UVIFERA, experiments on the bark of the (J. Bostock)

iii, 146

COCK, Edward

Remarks on malformation of the internal ear, &c. xix, 152
 Case of aneurismal dilatation of the posterior tibial vein,
 communicating indirectly with the popliteal artery

xxxiv, 327

Remarks on the surgical operations usually adopted for retention
 of urine, with an abstract of cases in which the bladder
 was punctured through the rectum for the purpose either
 of relieving distension or of facilitating the cure of im-
 permeable stricture xxxv, 153

COCK, Edward

Treatment of case of arterio-venous aneurism (notice) xli, 8

COCK, Frederick, M.D.

Particulars of a case of intermittent hæmaturia xlviii, 182

COCKLE, John, M.D.

Case of transposition of the great vessels of the heart

xlvi, 193

Contributions to the pathology of aneurisms and tumours in-
 volving the upper portion of the chest and root of the neck

l, 459

COFFEE, observations on its effect on the urea and chlorides in
 health (C. E. Squarey) xlix, 1

Daily excretion of urea, 6-8; analysis of urine, 9-19.

COINDET

On the cure of goitre by iodine, referred to (A. C. Hutchison)

ix, 243

COLCHICUM, its effects on the liver (C. H. Jones) xxxv, 254
 influence of, upon the urine in gout (A. B. Garrod)

xli, 348

COLD, severe, effects of exposure to (M. Hall) xxiv, 115

COLEY, James Millman

Account of the extraction of a loose substance, consisting
 partly of bone and partly of cartilage, from the elbow-joint

v, 76

COLICA PICTONUM, treated with warm water, cases of (J. Wilson)

xxiv, 177

COLLAPSE, the delirium of (H. Weber) xlviii, 135

COLLARD, Royer

Case of a foreign body impacted in a bronchus, by which
 no thoracic disease was induced, referred to (J. G. Forbes)

xxxiii, 3

COLLEGE, see *Military College* (Royal)

COLLIER, Charles

History of a case of wound in the face, requiring the operation of tying the common carotid artery, which was performed with success vii, 107

History of a case of aneurism of the femoral artery with ligation of external iliac vii, 136

COLLOID CANCER, on the structure and nature of the so-called (S. W. Sibley) xxxix, 259

Effect of acetic acid on, 264; description of the simple form, 265; development, 266; relation to cancer and tubercle, 268-70; cases, 271.

A peculiar case of, in which nearly all the organs of the body were affected, with the appearances on dissection (J. C. Warren) xxvii, 385

Case of, of the peritoneum, lymphatic glands of the abdomen and ovaries, simulating ascites (E. Ballard) xxxi, 119

COLON, scirrhus fungi of the, observations on (B. Travers) xvii, 355

OBSTRUCTION of, relieved by an operation at the groin (J. Luke) xxxiv, 263

STRICTURE of the, case of malignant (B. Phillips) xxxi, 8

Case of malignant tumour, pressing upon the colon from without the tube, 9.

— successfully treated by operation, with analysis of forty-four cases of artificial anus (Cæsar Hawkins) xxxv, 85

openings in, for artificial anus, see *Anus* (Artificial), *Colotomy TRANSVERSE*, communication of stomach with, for several months, in a child five years old (Rt. Jones) xxxv, 35

— protrusion and division of, in a wound of the abdominal parietes (N. Ward) xxxix, 23

See *Sigmoid flexure*

COLOSTRUM of the cow, observations and experiments on the (J. Davy) xxviii, 83**COLOTOMY, LUMBAR, successful case of, in left loin (J. W. C. Pennell) xxxiii, 255**

— sequel to ditto (B. Phillips) xxxv, 477

— [Amussat's operation], case of, successfully performed for the relief of a vesico-intestinal fistula (T. Holmes) xlix, 65

Notice of Mr. Pennell's case, 65; case, 67; recorded cases of communication between bladder and intestines, in the 'Transactions,' &c., 73-4.

— sequel to ditto, death from affection of the bowel higher up (T. Holmes) l, 15

See *Anus* (Artificial)

COLOURS, case of imperfection of vision as to (W. Nicholl) vii, 472
 — an analogous case (W. Nicholl) ix, 359

COMA, in fatty disease of the heart, remarks on (R. Quain) xxxiii, 155

COMMISSURA MOLLIS, case of absence of (J. L. H. Down) xliiv, 219

COMMITTEES (SCIENTIFIC) OF THE ROYAL MEDICAL AND CHIRURGICAL SOCIETY:—

REPORT on the subject of SUSPENDED ANIMATION xlv, 449

Report of sub-committee on experiments upon living animals, 450; treatment of apnoea by artificial respiration, actual cauterization, venesection, cold and hot douche, galvanism, and puncture of diaphragm, 462-7; report of sub-committee on experiments on the dead human body, 467; Marshall Hall and Silvester methods, 471-86; general results, 486.

REPORT on the uses and the physiological, therapeutical, and toxic effects of CHLOROFORM, the best mode of administering it, and of obviating any ill consequences resulting from its administration xlvii, 323

Effects of chloroform on life, the heart, respiration, &c., 324-30; division of pneumogastric nerves, 331; effects of ether on life, the heart, and respiration, 333-6; post-mortem appearances, 336; accidents with chloroform, 339; mixture of chloroform and ether, 339; mode of administration, 343; resuscitation, 344-50; physiological conclusions, 350; rules for administration, 352; in surgical operations, 354; in obstetric practice, 356-9; appendix A: tables of experiments, 360; appendix B: accidents with chloroform, 370; tables of cases, 377-415; appendix C: experiments for resuscitation, artificial respiration, &c., 416-27; appendix D: statistics of surgical operations with and without chloroform, 428; appendix E: obstetrical report, 432-42.

REPORT on the physiological and therapeutical effects of the HYPODERMIC METHOD of injection l, 561

Drugs used in experiments, 562-3; injecting syringes, 563; physiological divisions, 564-82; aconitine, 566; atropine, 568; morphine, 570; quinine, 574; calabar bean, conia, 576; strychnine, 577; hydrocyanic acid and iodide of potassium, 579; podophyllin, 580; aloes, 581; colocynth, 582; therapeutical portion, 583-9; details of experiments, 590-643.

REPORT on Bain's and Pacini's methods of restoring SUSPENDED ANIMATION liii, 291

Method of investigation, 292; description of the plans of Pacini and Bain, 292-3; observations and experiments, with analysis of ditto, 293-300; conclusions, 301.

- COMPLEXION**, effect of nitrate of silver on (J. A. Albers) vii, 284
 — ditto (P. M. Roget) vii, 290
 — ditto (James Badeley) ix, 234
- COMPRESSION** of the BRAIN, case of, from fracture of the occipital bone, in which that bone was trephined and the dura mater of the cerebellum punctured (A. C. Hutchison) ii, 105
 from injuries, general remarks on (Sir B. Brodie) xiv, 342
 Particular symptoms arising from compression, 345, *et seq.*
- COMPRESSION**, on the employment of, by means of bandages, in the treatment of erysipelas (W. Lawrence) xiv, 64
 in the treatment of sinuous ulcers (H. Dewar) vii, 477
 See also *Pressure*
- COMPRESSION** of ARTERIES, experiments and observations on, as a means of obliterating arteries (B. Travers) vi, 644
 table of cases of aneurism treated by, in Dublin, 1843-50 (O'B. Bellingham) xxxiv, 148-50
 of the abdominal aorta, immediately above the tumour, for the cure of an aneurism of that artery (William Murray) xlvii, 187
 of the common iliac in treatment of aneurism of the femoral artery (J. Birkett) lii, 317
 digital, in aneurism of the external iliac and common femoral arteries (H. Lee) xlv, 441
 on the common iliac and femoral arteries, aneurism of right external iliac, femoral, and popliteal, cured by (J. Hilton) lii, 309
 case of inguinal aneurism cured after the use of (J. A. Albers) ix, 26
 in a case of popliteal aneurism, cure (E. Greatrex and W. T. C. Robinson) xxviii, 39
 — ditto, failure (J. D. Wright) xxxii, 167
 — ditto, cure (O'B. Bellingham) xxxiv, 143
 — ditto, digital, cure (G. Southam) xlvi, 211
 — ditto, table of cases treated by, in Dublin, 1843-50 xxxiv, 148
 of femoral arteries in two popliteal aneurisms (P. Hewett) xxxiv, 161
 indirect digital, in a case of fusiform and tubular aneurism of the subclavian artery (A. Poland) lii, 277
 direct, case of subclavian aneurism successfully treated by (F. M. Corner) lii, 277, 303
 for cure of aneurism of posterior tibial artery, followed by aneurismal varix (O. Pemberton) xlv, 189
 See also under *Aneurism (passim)*

- CONCEPTION in women, inquiries as to the period when effected
(S. Merriman) xiii, 342; *note*, 640
See *Generation, Impregnation*
- CONCRETIONS, calcareous, case of, in the appendix vermiformis (J. Burne) xxii, 46
— of the uterus, observations on (R. Lee) xix, 94
Case of, discharged from the uterus during life, 100; reference to authors on, 102, *et seq.*
- gouty, account and treatment of (J. Moore) i, 112
— remarks on, with a new method of treatment (benzoic acid) (A. Ure) xxiv, 30
prostatic, mode of production of minute (H. Thompson) xl, 94
on urinary and other morbid concretions (W. Henry) x, 125
See also *Calculi*
- CONCUSSION of the BRAIN, observations on (Sir B. Brodie) xiv, 335
Treatment, 376.
- cases of paraplegia after (H. Earle) xiii, 531, 538
of the SPINAL CORD, effect of (Sir B. Brodie) xx, 124, 127
- CONCUSSION-LESION, on a case of, with extensive secondary degenerations of the spinal cord followed by general muscular atrophy (H. C. Bastian) l, 499
Case, 500; autopsy, 503; A. Waller and others on changes in distal portions of divided nerve, &c., 506; notices of secondary degenerations by Türck, Gubler, Leyden, and Bouchard, 509; microscopical examination of morbid appearances of the cord, 512-26; atrophied nerve-fibres and connective tissue elements, 526; granulation-corpuscles, 528; comments on symptoms, 532.
- CONDYLE of the lower jaw, disarticulation of the left, and excision of nearly the left half of the bone, for a cartilaginous tumour occupying it (W. Beaumont) xxxiii, 243
- CONDYLOMATA, remarks on the production of, near the genital organs, from local irritation (H. Earle) xii, 292
- CONGESTION of the HEART, and its local consequences (Wm. Jenner) xliiii, 199
- CONJUNCTIVA, on acute purulent inflammation of (F. Tyrrell) xxi, 414

- CONSTANTINOPLE, notice of cases of plague contracted in the Lazaretto of (A. Pezzoni) xxv, 167
- CONSTIPATION, obstinate case of, from a biliary calculus of extraordinary size (H. L. Thomas) vi, 98
 two analogous cases (J. Brayne) xii, 255
 an analogous case quoted (B. Phillips) xxxi, 6
 from a relaxed state of the rectum (T. Chevalier) x, 400, *et seq.*
 as a sign of intestinal obstructions, observations on (B. Phillips) xxxi, 4
 Cases, 5, et seq.
 of nine days' duration from scirrhus rectum, relieved by opening the sigmoid flexure of the colon in left groin (John Adams) xxxv, 57
- CONSTRICTION, intestinal, by bands, case of (B. Phillips) xxxi, 10
 case of, by a band, causing obstruction, for the relief of which gastrotomy was performed (R. Druitt) xxxi, 245
 See also *Intestines* (Strangulation)
- CONSUMPTION, pulmonary, on a species of, very frequent in Great Britain (A. P. W. Phillip) vii, 494
 Causes, 502; appearances on dissection, 503; nature of dyspeptic phthisis, 504; treatment, 516.
 infantile, remarks on the peculiarities of (P. H. Green) xxvii, 351
 See *Phthisis*
- CONTAGION, of CHOLERA, question discussed (Sir G. Blane) xi, 117, 138, *et seq.*
 — remarks on the same subject with reference to the history of cholera in the Seamen's Hospital Ship (G. Budd and G. Busk) xxi, 169, *et seq.*
 of the PLAGUE, inquiries on the subject, in connection with the quarantine system (J. Davy) xxv, 167, 189
 of PUERPERAL FEVER, opinion of authors on the question of the (R. Lee) xvi, 435
 — at Vienna, inquiries respecting (C. H. F. Routh) xxxiii, 31
 supposed, of YELLOW FEVER, negatived (W. Fergusson, M.D.) viii, 115, *et seq.*
 — ditto (A. Musgrave) ix, 109
 See *Infection*
- CONTRACTIONS of the MUSCLES of the extremities in nervous affections peculiar to young women, cases of (J. Wilson) xxi, 107

CONTRACTIONS (*continued*)

of the WRIST, see *Wrist*
after BURNS, see *Burns*

CONTRE-COUP, observations on fractures of the cranium attributed to (Sir B. Brodie) xiv, 329
See *Concussion*

CONTUSIONS of the scalp, observations on (Sir B. Brodie) xiv, 327

CONVULSIONS of an anomalous character, arising from some affection of the brain, case of (N. Bruce) ix, 280
from injuries of the brain, remarks on, with cases (Sir B. Brodie), xiv, 367, *et seq.*; treatment 422
observations on, as a symptom of injury of the spinal cord (Sir B. Brodie) xx, 133
in paralysis, with observations on the pathology of the spinal cord (W. Budd) xxii, 153
EPILEPTIC, occurring in a case of poisoning with arsenic (P. M. Roget) ii, 137, 148

CONVULSIVE AFFECTIONS, relation of sleep to (W. F. Barlow) xxxiv, 167

COOKE, William

A case of hydrocephalus internus ii, 17

COOPER, Sir Astley Paston, Bart.

A case of aneurism of the carotid artery i, 1
Second case of carotid aneurism i, 224
Dissection of a limb on which the operation for popliteal aneurism had been performed ii, 251
Some observations on spina bifida ii, 324
History of a case of premature puberty iv, 207
An account of the anastomosis of the arteries at the groin iv, 428

With two successful cases of ligature of the external iliac artery, under adverse circumstances, 434.

Three cases of calculi removed from the urethra without the use of cutting instruments viii, 425

Account of a case in which numerous calculi were extracted from the urinary bladder without the employment of cutting instruments xi, 349

Case of a large adipose tumour successfully extirpated xi, 440

On the removal of calculi from the female bladder by dilatation of the urethra xii, 235

Further account of the extraction of calculi from the bladder without the use of any cutting instrument xii, 381

COOPER, Bransby Blake

- Alarming syncope, from the admission of air into a vein during an amputation at the shoulder-joint . . . xxvii, 41
 Case of extirpation of an ovarian cyst, terminating fatally . . . xxvii, 76

COOPER, George Lewis

- On atrophy or degeneration of the muscles of the upper and lower extremities from disease of the spinal cord . . . xlix, 171
 With examination of the spinal cord by J. LOCKHART CLARKE.

COOPER, Samuel, M.D.

- Inaugural dissertation on stramonium, 1797, referred to (A. Marcet) vii, 547, 549

COOPER, Samuel

- History of a case of lithotomy, with remarks on the best mode of making the incision viii, 206
 Observations on the symptoms attending the change of a circumscribed popliteal aneurism into the diffused state; with some particulars of an aneurism of the aorta, that burst into the œsophagus xvi, 320, 339
 Case in which the left femur and the fifth rib on the right side were fractured in consequence of disease; the bladder being at the same time in the state of carcinomatous ulceration xvii, 51

COOTE, Holmes

- On bony ankylosis between the humerus and scapula after disease xxxviii, 95
 Case of cancerous infiltration of the penis, with cancerous ulcer of the bladder and secondary deposits in other parts xlvii, 1

COPELAND, Thomas

- Case in which a calculus was voided from a tumour in the groin iii, 191

COPLAND, James, M.D.

- History of a remarkable case, in which the speculum vaginae was used with fatal effect (R. Lee) xxxiii, 277

COPPER, on the use of the sulphate of, in chronic diarrhoea (J. Elliotson)

. xiii, 451

CORACOID process of the scapula, case of fracture of, with partial dislocation of the humerus forwards, and fracture of the acromion process of the clavicle (J. F. South)

. xxii, 100

Case of fracture, related by Mr. Arnott, 109.

- fracture of, in dislocation of humerus (T. Holmes) xli, 447

CORBYN, Frederick

- Account of the epidemic spasmodic cholera which has lately prevailed in India (1817) xi, 110

COERMICK, John

On the occurrence in Persia of the epidemic cholera of India
xii, 359

CORNEA, transparent, description of its organization (F. Tyrrell)
xxi, 416

Mode by which it is destroyed in acute purulent ophthalmia, 421;
successful plan of arresting the destruction of, by division of the
chemosed conjunctiva, 421.

observations and cases illustrative of the effects of evacuat-
ing the aqueous humour in some diseases of the (J. Ward-
rop) iv, 145

ARCUS SENILIS of, due to fatty degeneration, and frequently
associated with fatty disease of the heart (R. Quain)
xxxiii, 161

This appearance of the cornea as aiding in the diagnosis of fatty
degeneration of the heart, 162.

CORNER, F. M.

Case of subclavian aneurism successfully treated by direct
compression lii, 277, 303

COBNS, on the treatment of, with lunar caustic, or a solution of
bichloride of mercury (J. Wardrop) v, 138

CORONARY ARTERY, see *Artery* (Coronary)

CORPORA MALPIGHIANA, on the structure of (J. Toynbee)
xxix, 312

CORPUS CALLOSUM, remarks on the anatomy, development, and
functions of the (J. Paget) xxix, 65, *et seq.*

fornix, &c., imperfectly formed, case of (J. Paget) xxix, 55

— description of an analogous instance (M. Henry) xxxi, 239

case of imperfect formation of, and of the fornix, and absence
of the septum lucidum and commissura mollis (J. L. H.
Down) xlii, 219

account of a second case in which it was defective (J. L. H.
Down) xlix, 195

CORPUS LUTEUM, observations on, in the rabbit, with experi-
ments (J. Blundell) x, 257, *et seq.*

on the structure of the (R. Lee) xxii, 329

CORPUS SPONGIOSUM URETHRÆ, on the structure of the (J.
Shaw) x, 339, *et seq.*

COUGH, spasmodic, case of, cured by sulphate of iron (C.
Stanger) i, 13

See *Hooping-Cough*

COULSON, William

Case of hydatids of the tibia xli, 307

- COUNTER-IRRITATION**, on the use of, in some painful nervous affections (J. Pearson) viii, 267, *et seq.*
 influence of, in disease within the cranium and spinal canal (M. Hall) xxiv, 102
 use of, in ulceration of the cartilages of joints (Sir B. Brodie) vi, 333
- COUNTER-PRESSURE**, the influence of, in disease, within the cranium and spinal canal (M. Hall) xxiv, 106
- COW**, experiments on the colostrum of the (J. Davy) xxviii, 83
- COW-POX**, inquiry as to whether or not measles, hooping-cough, and scarlet fever, have been more fatal or severe, in those who have been vaccinated, than in those who have been subjected to the casual or inoculated smallpox (P. Macgregor) v, 436
 notes of a case of petechial cow-pox, &c. (G. Gregory) xxv, 253
- See also *Vaccinia, Vaccination*
- COWAN, Charles, of Reading**
 Letter on Marshall's case of pins found in the stomach and duodenum xxxv, 69
- COX, William Travers, M.D.**
 Case of hydatid of the liver successfully tapped xxi, 331
- CRAMPTON, John, M.D.**
 Rupture of the stomach, and escape of its contents into the cavity of the abdomen viii, 228
 Additional observations on the foregoing (B. Travers) 231
- CRAMPTON, Sir Philip, Bart.**
 Account of a new method of operating for the cure of external aneurism; with some observations and experiments on the effects of different methods of procuring the obliteration of arteries vii, 336
 A case of aneurism of the external iliac artery, in which a ligature was applied to the common iliac artery xvi, 157
- CRANIUM**, case of congenital deficiency of (— Burrows) ii, 52
 account of an analogous case, with a sketch of the principal deviations from the ordinary formation of the body (W. Lawrence) v, 164
 on the effects of RICKETS upon the growth of the (A. Shaw) xxvi, 336
- Of the proportions of the head in persons deformed from rickets, 341; of the change which occurs in the relative dimensions of the cranium and face during the growth of the head, 345; proportions of the, in persons above the standard size, 349; table showing the relative proportions of the cranium and face in different periods, and conditions of the growth, 367.

CRANIUM (*continued*)

- morbid appearances found within the, consequent to phlebitis (J. M. Arnott) xv, 57
- observations on HYPERTROPHY of the bones of (J. Sims) xix, 367
- extensive NECROSIS of the bones of, and removal of portion (J. Drummond) xxxiv, 108
- FRACTURE of, observations on (Sir B. Brodie) xiv, 328
- in infants before birth and during labour, remarks on, and references to cases (C. West) xxviii, 404
- case of, where the dura and pia mater were lacerated, and a great quantity of the cerebrum protruded, which terminated favorably (P. T. Creagh) ii, 309
- ditto, with depression, terminating favorably, without having recourse to the trephine (A. C. Hutchison) iv, 197
- and separation of the sutures, analysis of cases (P. Hewett) xxxvi, 385
- of the occipital bone extending to the foramen magnum, in which that bone was trephined, and the dura mater of the cerebellum punctured, with recovery (A. C. Hutchison) ii, 105
- case of recovery from the lodgment of the breach-pin of a gun within, with loss of a portion of the cerebrum (— Rogers) xiii, 283
- remarks on the foregoing case (F. Tyrrell) xiii, 290
- see *Head* (Injuries of)

CREAGH, P. T.

Case of fractured cranium, where the dura and pia mater were lacerated, and a great quantity of the cerebrum protruded, which terminated favorably ii, 309

CREOSOTE, on the medicinal properties of (J. Elliotson)

xix, 217

Beneficial effects of a weak solution of, in cases of chronic glanders in the human subject, 237.

CREPITUS, remarks on a peculiar sensation resembling, communicated to the touch, in cases of adhesions between the viscera and the abdominal peritoneum (R. Bright)

xix, 176

CRETINISM, two cases of, in which the thyroid body was absent, and in which there were symmetrical swellings of fat tissue at the sides of the neck, with remarks (T. B. Curling)

xxxiii, 303

CRICOID CARTILAGE, case of disease of, with operation of bronchotomy (W. Lawrence) vi, 223

CRICOID CARTILAGE (*continued*)

remarks on foreign bodies fixed in the situation of the, below the glottis (C. Hawkins) xxiii, 106

CRIMEA, see *Troops* in**CRITCHETT, George**

Operation for congenital cataract on an adult, followed by division of the recti muscles, for the purpose of controlling the oscillation of the globes xxxviii, 51

CROSSING, T.

Case of axillary aneurism successfully treated (by ligation of the subclavian artery) xvi, 344

CROTON TIGLIUM, on a new preparation of (alcoholic tincture) (J. Pope) xiii, 97**CROUCH, John**

Successful case of parturition in a patient who had previously undergone ovariectomy by a large incision xxxv, 71

CROUP, cases of, with remarks (J. B. Farre) iii, 331

Distinction between, and laryngitis, 325.

history and pathology of (J. Wood) xvii, 138, *et seq.*

case of, in which the operation of bronchotomy was successfully performed (T. Chevalier) vi, 151

case of, relieved for some hours by bronchotomy (J. Wilson) xxv, 71

Distinction between croup and the laryngitis of adults, 73.

TRACHEOTOMY in, five cases of, with remarks on certain points connected with the operation (H. W. Fuller) xl, 39

— additional cases xl, 72

CROWFOOT, William

Case of ulceration of the pulmonary artery into an abscess of the lungs, with remarks by J. Dalrymple xxvi, 154

CRURA CEREBRI, a contribution to the pathology of the (H. Weber) xlvi, 121


Difference of sensibility in the two sides, 126; post-mortem examination, 128; diagnosis, 130; pathology, 131; case, by Andral, 132; case, by Stiebel, 136.


CRUVEILHIER, M.

Observations on a fibrous tumour of the uterus, referred to (R. Lee) xix, 120

On the cure of ramollissement of the brain, referred to (J. Sims) xix, 388

Explanation of the appearances which have been ascribed to concentric hypertrophy of the heart, referred to (G. Budd) xxi, 296







- CRYSTALLINE LENS**, on the structure of the capsule of (A. Jacob) xii, 497
 Connection of, with its capsule demonstrated, 500.
- CRYSTALS** in adventitious structures, observations on (T. Hodgkin) xxvi, 253
- CUBEBS**, or Java pepper, on the use of, as a remedy for gonorrhœa (S. D. Broughton) xii, 99
- CUBOID BONE**, partial removal of, from the left foot, in a case of talipes varus (S. Solly) xl, 119
- CUMMING, William**
 On a luminous appearance of the human eye, and its application to the detection of disease of the retina and posterior part of the eye xxix, 283
- CURLING, Thomas Blizard**
 Observations on some of the forms of atrophy of bone xx, 336
 Case of congenital absence of the pericardium, with observations xxii, 222
 Case of a girl who voided from the urethra a number of entozootic worms, with an account of the animals xxii, 274
 Case of a rare species of hydatid (*echinococcus hominis*) found in the human liver xxiii, 385
 On acute ulceration of the duodenum in cases of burn xxv, 260
 Case of remarkable hypertrophy of the fingers in a girl, with a notice of some similar cases xxviii, 337
 Case of retention of urine occasioned by a cyst containing hydatids developed in the pelvis xxix, 256
 Cases of varicocele treated by pressure, with observations xxix, 259
 Case of very large hæmatocele of the tunica vaginalis, in an old man, terminating fatally xxxiii, 241
 Two cases of absence of the thyroid body, and symmetrical swellings of fat tissue at the sides of the neck, connected with defective cerebral development xxxiii, 303
 Observations on cystic disease of the testicle xxxvi, 449
 Case of traumatic aneurism of the ophthalmic artery consequent on injury of the head, cured by ligature of the common carotid artery xxxvii, 221
 Inquiry into the treatment of congenital imperfections of the rectum by operation, founded on the analysis of one hundred cases, nine of which occurred in the practice of the author xliii, 271

CURRY, James, M.D.

History of a case of remitting ophthalmia and its successful treatment by opium iii, 348

CURSHAM, George, M.D.

Cases of obstruction of the veins of the lower extremities, causing œdema of the corresponding limb, in phthisical patients xliii, 377

Note on Mr. Teevan's case of black secretion from the skin xxviii, 620

Reference to writers on the subject of Bright's Disease of the kidney xxx, 235

CURVATURE, see Spine

CUT THROAT, cases of (J. Wood) xvii, 195, *et seq.*

Case of recovery from, in which both the larynx and pharynx were extensively opened (R. A. Stafford) xxiii, 221

CUTANEOUS DISEASES, see Skin

CUTANEOUS medullary tumours of the arm and trunk, case of (B. Travers), xvii, 374; of the abdomen, &c. . 379, *et seq.*

CUTIS, description of some morbid changes in the papillæ of the, in a case of extraordinary enlargement of the right lower extremity (T. Chevalier) ii, 63, 67

See *Skin*

CUTTING, John Henry, M.D.

Case of amputation at the shoulder-joint ii, 266

CYANOSIS, case of, in which the aorta and pulmonary artery arose from the right ventricle, with an opening in the interventricular septum (G. Gregory) xi, 296

description of the heart in a case of (J. Thurnam) xxi, 253

case of, depending upon transposition of the aorta and pulmonary artery (W. H. Walshe) xxv, 1

Reference to six analogous cases, 1; duration of life in such cases born alive, 13.

— in which the septum of the auricles was absent, with general hypertrophy of the heart, &c. (T. B. E. Fletcher) xxv, 293

— of forty years' standing, depending upon congenital obstruction in the pulmonary artery and patulous foramen ovale (R. J. Spitta) xxix, 81

— with description of the appearances presented on dissection, illustrated by a drawing (F. Le Gros Clark) xxx, 114

— with malformation of the heart, in which death resulted from obstruction in the trunk of the pulmonary artery (T. B. Peacock) xxx, 131

Appearances on dissection, illustrated by a drawing, 133.

CYANOSIS (*continued*)

from malformation of the heart, without mingling of arterial and venous blood (T. B. Peacock) xxxi, 61
 its connection with malformation of the heart (H. Vernon) xxxix, 305

CYCLE, on a, in disease and health (S. Ringer) xlv, 127-30
 cyclical changes in the human system connected with season (E. Smith) xlii, 91

CYNANCHE LARYNGEA, see *Laryngitis*

TRACHEALIS, see *Croup*

PAROTIDEA, occurring as an epidemic, in February, 1810, in the Royal Military College at Marlow, report of (N. Bruce) ix, 272

CYSTS, observations on the anatomical characters of, &c. (T. Hodgkin) xv, 266; xxvi, 243
 apoplectic cyst, remarks on (P. Hewett) xxviii, 60

Origin of the cyst in many cases due to the fibrin of the blood extravasated into the substance of the brain, 77.

development of a cyst in the brain, case, with remarks (A. C. Hutchison) iv, 200

origin and development of, in the kidney (J. Simon) xxx, 150

cystic disease of the kidney, case simulating ovarian disease (H. C. Rose) li, 167

in the liver, cases and observations on (C. Hawkins) xviii, 98, *et seq.*

congenital cystic tumour of the neck, observations on, with cases (C. Hawkins) xxii, 231

large cyst removed from the upper part of the neck of a young woman, considered at birth to have been the subject of spina bifida (S. Solly) xl, 19

examination of a cyst containing seminal fluid (J. Paget) xxvii, 398

cystic disease of the testicle (T. B. Curling) xxxv, 449

cyst within the thorax, containing a piece of iron (D. G. Arnot) xiii, 281

ARTERIO-VEINUS, in the popliteal nerve, for which the limb was amputated (C. H. Moore) xlix, 29

large, containing HYDATIDS developed at the root of the neck, death from rupture of the left subclavian artery (J. Dixon) xxxiv, 315

HYDATID, see *Hydatids*

MUCOUS, on the laryngeal aspect of the epiglottis, treated by incision (A. E. Durham) xlvii, 7

of OVARY, see *Ovaria* (Cysts of), *Ovariectomy*

SEROUS, observations on the forms of (T. Hodgkin) xv, 269

— on the treatment of, with cases (W. Lawrence) xvii, 42

CYSTS (*continued*)

- serous cyst in the neck treated by incision, case of (W. Lawrence) xvii, 44
- sero-sanguineous, in the neck and axilla, contribution to the surgical pathology of (J. Birkett) li, 185
- See *Tumours*
- CYSTIC ENTOZOA, on the nutrition and reproduction of, &c. (C. B. Rose) xxxi, 229, *et seq.*
- See *Entozoa*
- CYSTIC OXIDE, analysis of a calculus composed of (W. Prout) ix, 480
- description of two calculi composed of (W. Henry) x, 140
- on the presence of sulphur in, and an account of a calculus composed of (H. B. Jones) xxiii, 192
- CYSTICERCUS, observations on the structure of the entozoa belonging to the genus (G. Gulliver) xxiv, 1
- cysticercus cellulose of the brain, account of a case of (D. Ottley) xxvii, 12
- ditto in the anterior chamber of the human eye (W. Mackenzie) xxxii, 41
- cysticercus tenuicollis, anatomy and physiology of (C. B. Rose) xxxi, 215
- classification, structure, and development of the echinococcus hominis, with reasons for regarding it as a species of (E. Wilson) xxviii, 22
- case of echinococcus hominis found in the human liver (T. B. Curling) xxiii, 385
- CYSTINE, nucleus of a small calculus composed of, proving the existence of such deposit, so early as two years of age (H. B. Jones) xxvi, 110
- See *Calculi (Urinary)*
- DACTYLIUS ACULEATUS, voided from the urethra of a girl, case of (T. B. Curling), xxii, 274; character of the genus 282
- DALRYMPLE, *Donald*
- Case of extra-uterine fœtation xxxi, 163
- DALRYMPLE, *John*
- On the rapid organization of lymph in cachexia xxiii, 205
- On the structure and functions of the human placenta xxv, 21
- Remarks on Mr. Crowfoot's case of ulceration of the pulmonary artery into an abscess of the lungs xxvi, 157
- On the nature of the ossification of encysted tumours xxvi, 238
- On the cause of the occasional presence of spermatozoa in the fluid of hydrocele of the tunica vaginalis xxvii, 18

DALRYMPLE, John (continued)

On the early organization of coagula and mixed fibrinous effusions under certain conditions of the system xxvii, 70

DALRYMPLE, William

Case of aneurism by anastomosis in the left orbit, cured by
 • tying the carotid artery vi, 111

DAVIS, David D., M.D.

On the proximate cause of phlegmasia dolens xii, 419

DAVY, John, M.D.

Observations on the changes which the animal body undergoes in a hot climate soon after death x, 89

Remarks on M. Antoine Pezzoni's notice of cases of plague contracted in the Lazaretto of Constantinople xxv, 167

On the composition of the meconium and of the vernix caseosa or lubricating matter of the new-born infant xxvii, 189

On the colostrum of the cow xxviii, 83

DEAFNESS, from affections of the meatus auditorius externus, with cases (H. Earle) x, 410

from polypi in the meatus auditorius, remarks on (B. Travers) xv, 259

case of, from imperforate auditorius externus, with remarks on the physiology of the ear (J. Swan) xi, 330

congenital, from malformation of the internal ear, remarks on, with the result of dissections in five cases (E. Cock) xix, 152

examination of the organs of hearing in a case of congenital deafness (J. Thurnam) xix, 162

observations on, depending upon a morbid condition of the lining membrane of the tympanum (J. Toynbee) xxiv, 191

View of the state of the cavity of the tympanum in 41 dissections, 208.

from chronic inflammation of the lining of the tympanum, observations on, with numerous dissections (J. Toynbee) xxvi, 298

further observations on, with numerous dissections and tables (J. Toynbee) xxxii, 69

See *Ear*

DEATH, saccharine odour of the breath an omen of (T. Hodgkin) xxxi, 275

observations on the changes in the animal body in a hot climate soon after (J. Davy) x, 89

on the causes of the vacuity of the arteries after (J. Carson) xi, 165

DEATH (*continued*)

on the ordinary cause of (paralysis of the strangulated bowel) after the operation for hernia (B. Travers) xxiii, 17

causes of, in severe injuries of the joints (R. Alcock) xxiii, 281, 286

how caused and in what time it occurs in cases of dislocation of the cervical vertebræ (W. Lawrence) xiii, 397, 398

causes of, after amputation (T. Bryant) xlii, 67

SUDDEN, account of three cases of, with appearances on dissection (flaccidity of the walls, and emptiness of the cavities of the heart) (T. Chevalier) i, 157

— case of, in hypertrophy of the brain, with flaccid heart (J. Sims) xix, 337

Observations on cases of, attributed to a flaccid or an attenuated state of the heart, without blood or coagula in the cavities, 338.

— in many cases probably depending on fatty degeneration of the heart (R. Quain) xxiii, 121, *et seq.*

— in many cases probably depending on clots obstructing the pulmonary arteries (J. Paget) xxviii, 368

— in a case of obstruction of the arteries arising from the arch of the aorta (J. Yelloly) xii, 565

— case of, in which an hydatid was found in the substance of the heart (D. Price) xi, 274

— from admission of air into the veins during a surgical operation on the neck, case of (J. Barlow) xvi, 28

— occurring during or immediately after labour, probably in some instances arising from rupture of the uterus (— Smith) xiii, 386

DECIDUA MEMBRANA and decidua reflexa, description of (R. Lee) xvii, 488, 489

Decidua not found lining the uterus, in a case of Fallopian tube conception, 488.

— which surrounds the ovum in cases of tubal gestation (R. Lee) xli, 137, 153; xliii, 1

supposed, lining the uterus in extra-uterine gestation [granular fibrous tissue] (R. Lee) xli, 137-156

decidua cells, condition at the end of pregnancy (R. Druitt) xxxvi, 101

DEFORMITIES, reparative process in human tendons after subcutaneous division for the cure of (W. Adams) xlii, 309

DEFORMITY, case of a woman with three hands (J. J. Murray) xlvi, 29

DEFORMITY (*continued*)

- of the hands, hereditary through five generations (H. Dobell) xlvi, 27
 - of neck and forearm from the cicatrices of a burn, cured by extension, excision, and transplantation of skin (John Wood) xlvi, 149
 - of the lower limbs, account of an instance of remarkable [absence of thigh-bone, &c., case of Harvey Leitch] (G. Viner Ellis) xxxvi, 439
 - of the foot, on a new method of curing (R. Barwell) xlv, 25
- See *Malformations*

DEGENERATION of the lungs, fibroid (H. G. Sutton)

- xlviii, 287
 - of muscles, preceding mollities ossium (T. K. Chambers) xxxvii, 19
 - of the muscles of the extremities from disease of the spinal cord (G. L. Cooper) xlix, 171
- Examination of the cord by L. Clarke, 173.

of the voluntary muscles, granular and fatty (E. Meryon)

xxxv, 73

Mr. Stanley's and Dr. Budd's cases, 78; two cases by Mr. W. Bullar, of Southampton, 79; Dr. Quain's description of fatty disease of heart (quoted), 78-81; frequent in the ostrich, 82; diagnostic signs, 82; indications of treatment, 83-4.

ditto, ditto (E. Meryon) xlix, 45

of the pancreas, observations respecting (C. H. Jones)

xxxviii, 195

of the placenta at the end of pregnancy (B. Druitt) xxxvi, 99

Fatty, see *Fatty* degeneration

DEGLUTITION, impaired, import of, as a symptom in cerebral diseases (M. Hall) xxiii, 132

prevented, in a case of ossification and bony growth of the cartilages of the larynx (F. Travers) vii, 150

See also *Dysphagia*

DELAGARDE, Philip Chilwell

Case of simultaneous occurrence of smallpox and measles, with remarks on measles as it prevailed epidemically at Exeter in 1824 xiii, 163

DELIRIUM, after injuries of the brain, observations on, with cases (Sir B. Brodie), xiv, 372; treatment 422

or acute insanity during the decline of acute diseases, especially the delirium of collapse (H. Weber) xlviii, 135

References to the literature of the subject, 196; cases, 187-50.

- DELIRIUM TREMENS** and inflammation of the brain contrasted, as regards the quantity of phosphoric acid excreted by the kidneys (H. B. Jones) xxx, 21
 variations of sulphates and phosphates excreted in (Bence Jones) xxxiv, 277
- DELIVERY**, see *Parturition*
- DEMENTIA**, state of the optic nerves and retinae in (T. C. Allbutt) li, 123-9
 and mania, cases illustrating the pathology of [analyses of the mixed phosphates of the urine] (A. J. Sutherland) xxxviii, 261
- DE MORGAN**, *Campbell*
 On section of the tendo achillis in some cases of fracture of the bones of the leg xxxiii, 17
 On the operation of paracentesis in empyema, and treatment by drainage generally xlii, 243
- DENMARK**, *Alexander*, M.D.
 An example of symptoms resembling tic douloureux, produced by a wound in the radial nerve iv, 48
 Case of abscess in the brain v, 24
 Observations on the Mediterranean fever vi, 296
- DENTITION**, on the effects produced by the interruption of the growth from rickets upon (A. Shaw) xxvi, 357
 See *Teeth*
- DEPOSITS**, see *Fibrinous deposits*
- DEVELOPMENT**, defective, imperfect growth of bone from (G. M. Humphry) xlv, 295
- DEWAR**, *Andrew*
 Fatal case of stricture of the œsophagus, from swallowing a strong ley of carbonate of potash, referred to (W. Basham) xxxiii, 105
- DEWAR**, *Henry*, M.D.
 On the treatment of sinuous ulcers vii, 477
- DIABETES INSIPIDUS**, observations on (J. Bostock) iii, 107
 Analysis of the urine in a case of, 110.
- DIABETES MELLITUS**, experiments on the urine discharged in, with remarks on that disease (W. Henry) ii, 119
 experiments on the extract from the urine in (J. Bostock) iii, 120
 analysis of diabetic sugar (W. Prout) viii, 532
 on the sugar in diabetic blood (H. B. Jones) xxvi, 211

DIABETES MELLITUS (*continued*)

- on the relative amounts of sugar and urea in the urine in
 (Sydney Ringer) xliii, 323
 temperature in ditto (ditto) xliii, 350
 on morbid changes in nervous system associated with (W. H.
 Dickinson) liii, 233

Notices of Bernard, Abeille, L. Clarke, &c., on the connection of diseases of the medulla oblongata with diabetes, 233-5; five cases, 235-51; results: peculiar morbid changes in cerebro-spinal system, viscera, &c., 251-5; two additional cases, 255-9.

- case of, with supervening icterus from obliteration of the
 common bile-duct, &c., and discharge of fatty matter from
 the bowels (R. Bright) xviii, 3
 case of, with fatty discharge from the bowels (J. Elliotson)
 xviii, 76
 intermitting, and on the diabetes of old age (H. Bence Jones)
 xxxvi, 403

Intermitting, 406; of old age, 420; theory of, as an indigestion, 429; Bernard's theory, 430.

- on the effects of large doses of opium in a case of (W. Money)
 v, 237
 on the exhibition of creosote in cases of (J. Elliotson)
 xix, 232, 236
 on the juvenitia and lædentia in [Mr. Camplin's own case]
 (J. M. Camplin) xxxviii, 69

Bran cakes, 70; diet, &c., 73; various remedies: citrate of ammonia, &c., 75-8.

- bran cakes for, formula xxxviii, 70

DIAPHRAGM, remarks on the respiratory movements of, with diagrams (J. Hutchinson) xxix, 188

- laceration of the, with hernia of the stomach, from external violence, without fracture of the ribs, case of (T. Wheelwright) vi, 374

DIARRHŒA, as a cause of abortion, case of, with remarks on the beneficial effects of opiate suppositories in such cases (D. Stewart) v, 144

- on the utility of trisnitrate of bismuth in the diarrhœa which accompanies phthisis (T. Thompson) xxxi, 305
CHRONIC, on the use of sulphate of copper in (J. Elliotson)
 xiii, 451

- EPIDEMIC**, and cholera, on the treatment of, with a record of cases (J. W. M'Cloy and R. Robertson) l, 127

DIATHESIS, HÆMORRHAGIC, see *Hæmorrhagic*

DICKINSON, W. B.

History of a case of lithotomy xi, 61

DICKINSON, William Howship, M.D.

On the action of digitalis upon the uterus xxxix, 1

On diseases of the kidney accompanied by albuminuria, in relation to their origin in change in the tubes or the inter-tubular structure xliii, 225

On disease of the kidney accompanied by albuminuria (second paper) xliv, 169

On the treatment of acute rheumatism, considered with regard to the liability to affections of the heart under different remedies xlv, 343

Description of a fœtus born without heart, brain, lungs, or liver xlvi, 141

Notes of four cases of intermittent hæmaturia xlviii, 175

On the nature of the waxy, lardaceous, or amyloid deposit l, 89

Description of the spinal cord in a case of traumatic tetanus li, 265

On the enlargement of the viscera which occurs in rickets lii, 359

On morbid changes in the nervous system associated with diabetes liii, 233

DICKSON, Sir David J. H., M.D.

Observations on tetanus vii, 443

Case of enormous ventral aneurism, with the post-mortem appearances xxi, 401

DIGESTION, organs of, remarks on the sympathy which exists between, and a species of pulmonary consumption and some other diseases (A. P. W. Philip) vii, 504, *et seq.*
on affections of, in injuries of the spinal cord (Sir B. Brodie) xx, 145

DIGITALIS, on the action of, upon the uterus (W. H. Dickinson) xxxix, 1

DILATATION, great, of the auricles in a case of disease of the heart (W. O. Markham) xl, 167

DILATATION, see *Anus, Urethra*

DIPHtheria, epidemic of, at Haverfordwest, 1849-50, notice xl, 49

DISARTICULATION of the left condyle of the lower jaw, with excision of nearly the left half of the bone, for a large cartilaginous tumour occupying its site (W. Beaumont) xxxiii, 243

of the scapula from the shoulder-joint (J. Syme) xl, 107

— ditto (G. M. Jones) xliii, 7

- DISCHARGE**, white fibro-serous [chylo-serous] from the thigh
(A. B. Buchanan) xlv, 57
- DISEASE**, on a cycle in xlv, 127
on the movements of respiration in (F. Sibson) xxxi, 353
comparison of different persons in health and disease,
with reference to the respiratory functions (J. Hutchinson)
. xxix, 245
account of a singular and fatal disease, occurring in several
persons in the same hamlet (H. Gervis) ii, 236
- DISEASES**, on the comparative prevalence, mortality, and treat-
ment of different diseases, &c. (Sir G. Blane) iv, 89
of the British armies in the Peninsula of Spain and Portugal,
history of the (Sir J. Macgrigor) vi, 381
Tabular abstracts of admissions, &c., into the general and regimental
hospitals in the Peninsula from 1811 to 1814, 478, *et seq.*
of the British navy, from 1779 to 1814, with numerous illus-
trative tables, &c. (Sir G. Blane) vi, 490
report of the, that have prevailed amongst the children of the
Royal Military Asylum at Chelsea from 1804 to 1814
(P. Macgregor) v, 435
report of the, among the cadets in the Royal Military College
at Great Marlow and Sandhurst, during a period of seven
years, from 1809 to 1816 (N. Bruce) ix, 249
observations on malignant local diseases (B. Travers)
xv, 195; xvii, 300
on congestive pneumonia consequent upon diseases and inju-
ries (J. E. Erichsen) xxvi, 29
See *Mortality of*
- ACUTE**, delirium or acute insanity during the decline of (H.
Weber) xlviii, 135
- CHRONIC**, inquiries into the condition of the vital organs
and viscera in general, as to their nutrition, in certain
(J. Clendinning) xxi, 33
- MENTAL**, on the statistics and pathology of (J. Webster)
. xxvi, 374; xxviii, 427
— remarks on the causes and morbid anatomy of (J. Webster)
. xxxii, 116
— see *Insanity*
- DISLOCATION**, on the formation of new joints consequent to
(J. Howship) viii, 513
of the ankle, dissection of a case of (W. Lawrence) xvii, 58
unusual, of the femur (upwards), case of, with observations
(B. Travers) xx, 112
of the femur, upwards and forwards beneath the crural
arch [post-mortem appearances of the case in vol. xx]
(W. Cadge) xxxviii, 87

DISLOCATION (*continued*)

- of the head of the femur, backwards, with observations on that form of (R. Quain) xxxi, 337
- complicated with its fracture (J. Birkett) lii, 133
- spontaneous, of the hip, accompanied by elongation of the capsule and ligaments, cases of (E. Stanley) xxiv, 123
- of the humerus, upwards and inwards, with fracture of the coracoid process of the scapula (T. Holmes) xli, 447
- partial, of the humerus forwards, with fracture of the coracoid process of the scapula and acromion process of the clavicle, case of (J. F. South) xxii, 101
- of the tendon of the long head of the biceps humeri from its groove, two cases of (J. Soden, jun.) xxiv, 212
- of os calcis and scaphoid from the astragalus, cases of, with remarks on dividing the gastrocnemius and other tendons (G. Pollock) xlii, 39
- of the vertebræ (W. Lawrence) xiii, 387
- ditto (Sir B. Brodie) xx, 121, 158
- of cervical vertebræ (J. Paget) xxxi, 285
- ditto, with fracture (G. G. Gascoyen) xxxix, 277
- see also under *Vertebræ*

DISPLACEMENT of the bicipital tendon, two cases of, and reference to analogous cases (J. Soden, jun.) xxiv, 212

DISSECTING ANEURISM, see *Aneurism* (Dissecting)

DISSECTION of a limb on which the operation for popliteal aneurism had been performed seven years previously (Sir A. Cooper) ii, 251

in a case where the iliac artery had been tied, and account of the anastomosis of the arteries at the groin (Sir A. Cooper) iv, 428

of a limb, twenty years after the external iliac artery had been tied for femoral aneurism (G. Norman) xx, 301

of the parts concerned in the aneurism for which the internal iliac artery had been tied by Dr. Stevens in 1812 (R. Owen) xvi, 219

of a case in which there had been dislocation of the ankle with fracture of the fibula (W. Lawrence) xvii, 58

of a case in which the spine was fractured (W. R. Barlow) xvii, 115

of the ear, in numerous instances, with observations (J. Toynbee) xxiv, 194; xxvi, 307; xxxii, 69

synopsis of appearances met with in the dissection of 108 insane patients in Bethlem Hospital (J. Webster) xxvi, 391; xxviii, 431

— synopsis of 67 additional cases (J. Webster) xxxii, 120

DISSECTION (*continued*)

- account of a fresh dissection of a preparation of pregnancy
in the fallopian tubes, described by Dr. John Clarke in
1793 (T. Holmes) xliii, 373
- case of inflammation of the hand, caused by an injury received
in, treated by incision (W. Lawrence) xiv, 165
- fatal case of phlegmonous erysipelas of the arm from a puncture
received in (F. Bullin) xiv, 180
- on the treatment of injuries received in, with cases (R. A. Stafford)
. xx, 50

- DISSOLUTION**, approaching and immediate, remarks on (M. Hall)
. xvii, 260
- of the spinal cord in consequence of injuries, remarks on (Sir B. Brodie)
. xx, 122

- DISTEMPER** in dogs, observations on the (E. Jenner) i, 265
- Distinguished from hydrophobia, 269.

- DISTORTION**, produced by rickets, observations on (A. Shaw)
. xvii, 435

Of the spine, observation on, 437; table of measurements of distorted female skeletons, 471.

- See *Spine* (Distortions of)
- congenital, analogy with fracture in utero (B. E. Brodhurst)
. xliii, 115
- of the pelvis (C. H. Moore) xxxiv, 107

- DIURETIC** properties of the *pyrola umbellata* (W. Somerville)
. v, 340
- ditto (S. Barton) vii, 143

- DIURETICS**, action of, on the urinè, in health (F. B. Nunneley)
. liii, 31

DIXON, James

- Two cases of anæsthesia and loss of motor function of the fifth nerve
. xxviii, 373
- Case in which a large tumour was developed in the substance of the fifth nerve and its ganglion xxix, 131
- Notices of recorded cases of bullets found in the urinary bladder
. xxxiii, 200
- Account of a case in which a large cyst containing hydatids was developed at the root of the neck, death ensuing from rupture of the left subclavian artery xxxiv, 315

DOBELL, Horace, M.D.

- Contribution to the natural history of hereditary transmission
. xlvi, 25

DOBSON, B., M.D.

- On the treatment of erysipelas by numerous punctures in the affected part
. xiv, 206

- DODS, of Bath, on rotated or contorted spine (notice) xxxvii, 177
- DOG, size of the air-cells in the lung of the (G. Rainey) xxxii, 53
- observations on the distemper in (E. Jenner) i, 265
- account of an experiment upon a dog which lived more than twelve months after both carotid and both femoral arteries and one brachial artery had been obliterated by ligature (Sir A. Cooper) ii, 259
- description of the anastomosing vessels after ligature of the aorta in (Sir A. Cooper) ii, 260
- experiments with ligatures on the arteries of (W. Lawrence) vi, 199, *et seq.*
- register of experiments on the transfusion of blood from the arteries of one to the veins of another (J. Blundell) ix, 76
- Experiments in which human blood was transfused, 86; experiments on the injection of air into the veins of the dog, 90; experiments on the time required for the coagulation of the blood of the dog, 92.
- subject to mollities ossium (S. Solly) xxvii, 455
- DOUGLAS, James, M.D.
- Statement made by, on Cheselden's improved lateral operation of lithotomy referred to, with observations (J. Yelloly) xv, 339
- DOWLER, Thomas
- On the products of acute inflammation xii, 86
- Note on the foregoing (J. Bostock), 94.
- DOWN, J. L. H., M.D.
- Case in which the corpus callosum and fornix were imperfectly formed, and the septum lucidum and commissura mollis were absent xlv, 219
- Account of a second case in which the corpus callosum was defective xlix, 195
- DRAINAGE, advantage of the plan of, in paracentesis, for empyema (S. J. Goodfellow) xlii, 231
- Remarks on the plan of (C. De Morgan) xlii, 243
- DREADNOUGHT, seamen's hospital-ship, report of twenty cases of malignant cholera occurring in the, between the 8th and 28th October, 1837 (G. Budd and G. Busk) xxi, 152
- statistical account of cholera in the, in 1832 (G. Budd) xxii, 110
- DREAMING, the emotions of (W. F. Barlow) xxxiv, 169
- DRESSING, method of, adopted after amputation, at University College Hospital (R. Liston) xxiv, 166

- DROMEDARY**, on the blood-corpuscles of the (G. Gulliver)
 xxiii, 23
- DROPSICAL FLUIDS**, chemical account of various, with remarks
 on the alkaline matter contained in these fluids, and on the
 serum of the blood (A. Marcet) ii, 342
- DROPSY**, case of, relieved by the use of the *pyrola umbellata*
 (W. Somerville) v, 340
 on the proximate cause of, and of albuminous urine (G.
 Johnson) xxxiii, 107
GENERAL, from disease of the heart, cases of (J. H. James)
 viii, 443, *et seq.*
- see *Anasarca*
- INFLAMMATORY**, in subacute nephritis, remarks on (J. Simon)
 xxx, 145
- See also *Ascites*
- See *Pregnancy* complicated with
OVARIAN, see *Ovaria* (Dropsy of), *Ovarian Cysts*
 of the **UTERUS**, case of, with observations (A. T. Thomson)
 xiii, 170
- DRUITT, Robert**
 Report of a case in which gastrotomy was performed for the
 relief of obstruction of the bowels xxxi, 245
 On degeneration of the placenta at the end of pregnancy
 xxxvi, 99
 Description of a tarsal tumour (H. Walton) xxxvii, 8
- DRUMMOND, John**
 Case of extensive necrosis of the bones of the cranium, and
 removal of large portions thereof xxxiv, 103
- DUBINI, Angelo, M.D.**
 On obstructions of the pulmonary arteries, referred to (J.
 Paget) xxviii, 369
- DUCTUS COMMUNIS HEPATICUS**, cases of obliteration of, caused
 by disease of the pancreas and malignant ulceration of the
 duodenum, &c. (R. Bright) xviii, 3, 12, 31
 notice of a large biliary calculus impacted in (A. J. Wilson)
 xxvi, 82
- Analysis of the calculus in the foregoing case by H. B. Jones, 83.
- DUFFIN, Edward Wilson**
 History of a successful case of ovariectomy xxxiv, 1
- DUNDAS, David**
 An account of a peculiar disease of the heart (rheumatic
 inflammation) i, 37

DUNN, John

Case of a presentation of a bag of water after delivery, unconnected with plurality of children x, 396

Case of amputation of part of the tarsus and metatarsus, and preservation of the shape and usefulness of the foot xi, 337

Note on the foregoing (A. C. Hutchison), 346.

Observations on compound fractures xii, 167

DUNN, Robert

Case of local tubercular deposit upon the surface of the brain xxv, 209

A case of apoplexy of the cerebellum xxxii, 107

DUNSTEVILLE, G.

Description of the endemic hæmaturia of the Cape (John Harley) xlvii, 64; lii, 379

DUODENUM, cases and observations connected with disease of, and of the pancreas (B. Bright) xviii, 1

Fatty discharge from the bowels in cases of malignant disease of the duodenum, 3, *et seq.*

contracted state of, in a case of jaundice, with discharge of fatty matter from the bowels (E. A. Lloyd) xviii, 57

laceration of the internal coat of, from vomiting, case of (T. Chevalier) v, 93

perforative ulceration of, notice of cases of (B. Travers) viii, 232, *et seq.*

on acute ulceration of, in cases of burn (T. B. Curling) xxv, 260

description of a malformation of (R. Boyd) xxviii, 329

Notices of analogous cases, 331.

and **STOMACH**, foreign bodies in, with complete obstruction and mechanical displacement (John Marshall) xxxv, 65

DUPUYTREN

Observations on intestinal obstructions, referred to (B. Phillips) xxxi, 21

Process for refracture and readjusting of fractured bones, referred to (F. C. Skey) xlii, 27

DURA MATER, observations on wounds of (Sir B. Brodie)

. xiv, 359

Puncture of the, in cases of extravasation within its cavity, when necessary, 389.

case in which the dura mater of the cerebellum was punctured (A. C. Hutchison) ii, 105

DURA MATER (*continued*)

laceration of, in a case of fracture of the cranium, and protrusion of a quantity of cerebrum, which terminated favorably (P. T. Creagh) ii, 309

case of hernia of the, connected with hydrocephalus internus (H. Earle) vii, 422

See also *Hernia cerebri*

placenta adherent to a nœvus occupying the, in a fœtus of seven months, case of (R. Lee) xxii, 300

DURHAM, Arthur E.

Case of a mucous cyst on the laryngeal aspect of the epiglottis, successfully treated by incision xlvii, 7

Case of popliteal aneurism successfully treated by flexion of the knee xlvii, 25

DURHAM, Arthur E.

Cases of amputation at the knee-joint (notice) liii, 12

DWARFS, of the relative proportions in, and in tall individuals (A. Shaw) xvii, 457, 472

DYSENTERY, on the mercurial plan of treatment in (W. Ferguson, M.D.) ii, 181

prevalence of, in the British armies in Spain and Portugal (Sir J. Macgrigor) vi, 420

Mortality, 427; treatment by venesection, 428; with mercury 430; morbid appearances, 436.

remarks on the treatment of, in the army of the Peninsula (J. Bacot) vii, 380

DYSPEPSIA, on excess of urea in urine, as a guide to the diagnosis and treatment of (H. W. Fuller) li, 45

DYSPEPTIC PHTHISIS, on the nature of (A. P. W. Philip), vii, 504; treatment of 516

DYSPHAGIA, produced by aneurism of the aorta, case of (T. J. Armiger) ii, 244

fatal case of, produced by a polypous growth in the œsophagus (R. Arrowsmith) xxx, 229

on a peculiar form of, from an undue excito-motory action (M. Hall) xxiii, 148

See also *Œsophagus*

DYSPNŒA, paroxysms of, in a case of adherent pericardium, with pleuritic effusion (A. P. W. Philip) iii, 290

EAR, observations on some points relating to the physiology and pathology of the (J. Swan) ix, 422

on the physiology of the (J. Swan) xi, 330

EAR (*continued*)

- description of the ligaments of the human ossicula auditus
(T. W. Chevalier) xiii, 61
- of animals, brief sketch of the internal structure of the
(E. Cock) xix, 158
- abstract of the condition of 612 diseased ears (J. Toynbee)
xxxii, 104
- pathological and surgical observations on the diseases of the
(J. Toynbee) xxiv, 190; xxvi, 298
- third series (J. Toynbee) xxxii, 69
- Disease propagated from the, to the brain, remarks on, 77; tables
 of the results of numerous dissections; table i,—cases of deafness, 79;
 table ii,—cases of disease and probable deafness, 96; table iii,—cases
 of incipient deafness, 103; table iv,—tabular abstract of the condition
 of 612 diseased ears, 104.
- fourth series, pathology of affections of, which produce
 disease in the brain (J. Toynbee) xxxiv, 239
- Table of cases, 254.
- fifth and sixth series (J. Toynbee) xxxviii, 1, 7
- Tables of morbid appearances, 4-50.
- seventh series, sebaceous tumours in the external auditory
 meatus (J. Toynbee) xliv, 51
- Cases, with dissections, 55; tabular view of symptoms and morbid
 appearances, 64.
- supplement to seventh series, sebaceous tumours in the
 external auditory meatus (J. Toynbee) xlvii, 203
- eighth series, on disconnection of the incus and the
 stapes, its effects upon the function of hearing, and its treat-
 ment (J. Toynbee) xlix, 147
- cases illustrative of the pathology of the (J. Hinton)
 xxxix, 101
- Table of morbid conditions in 44 diseased ears, 115.
- remarks on malformation of the internal ear, the result of
 dissections in five cases of congenital deafness (E. Cock)
 xix, 152
- examination of the, in a case of congenital deafness (J.
 Thurnam) xix, 162
- on affections of the meatus auditorius externus (H. Earle)
 x, 410
- case of inflammation of the right ear, attended with purulent
 discharge, followed by abscess in the brain (A. Denmark)
 v, 24
- case of cancer of the external, and case of medullary tumour
 of the internal ear (B. Travers) xv, 252
- Remarks on polypi in the meatus auditorius, occasioning deafness,
 259.

EAR (*continued*)

- chronic disease of the, cases of phlebitis with pneumonia and pleurisy from (W. W. Gull) xxxviii, 157
 bleeding and watery discharge from, as diagnostic of fracture of base of the skull and petrous bone (P. Hewett) xxxvi, 341

EABLE, Henry

- Case of diseased testicle, accompanied with disease of the lungs and brain, iii, 59; remarks on the foregoing, with cases, by Mr. Lawrence 71
 On contractions after burns or extensive ulcerations v, 96
 On the use of nicotiana in retention of urine vi, 82
 Cases and observations illustrating the influence of the nervous system in regulating animal heat vii, 173
 Further observations on contractions succeeding to ulceration of the skin vii, 406
 Case of hernia of the dura mater, connected with hydrocephalus internus vii, 422
 On affections of the meatus auditorius externus x, 410
 Remarks on the danger of extracting large calculi, with the description of an instrument intended to facilitate the breaking down stones of considerable magnitude xi, 69
 On renal calculi xi, 211
 Observations on Dr. Hunt's case of bronchotomy, successfully performed for the removal of a pebble from the trachea xii, 32
 Cases of ununited fracture of the humerus, treated by seton and the application of caustic potash xii, 190
 On the influence of local irritation in the production of diseases resembling cancer and other morbid alterations of structure xii, 268
 On chimney-sweepers' cancer xii, 296
 On paraplegia xiii, 516
 Observations on fractures of the bones of the pelvis, xix, 249

- ECHINOCOCCUS HOMINIS**, case of, found in the human liver (T. B. Curling) xxiii, 385
 classification, structure and development of the, with reasons for regarding it as a species of cysticercus (E. Wilson) xxviii, 21

See *Cysticercus*

EDWARDES, George

- Case of fatal asphyxia, caused by the detachment of a diseased bronchial gland which was impacted in the larynx xxxvii, 151

- EFFUSION** from the **BLOOD**, remarks on the production of (B. G. Babington) xvi, 308
 on the rapid organization of, in cachexia (J. Dalrymple) xxiii, 205
 on the early organization of coagula and mixed fibrinous effusions, under certain conditions of the system (J. Dalrymple) xxvii, 70
PLEURITIC, table of cases of, treated by paracentesis (H. Roe) xxvii, 232
 — difficulties in diagnosis of (T. A. Barker) xxxiv, 131
 serous, effects of, on respiratory movements (F. Sibson) xxxi, 428
 — from the membranes of the brain, and its connection with apoplexy and other diseases of the brain (J. Sims) xix, 265
 of **URINE**, into the abdomen from rupture of the ureter or pelvis of the kidney, two cases of (E. Stanley) xxvii, 1
- EGYPT**, on dilatation of the male urethra by inflation, as practised in, for the extraction of calculi from the bladder (R. M. Kerrison) xii, 315
- ELBOW-JOINT**, extraction of a loose cartilage from, case of (J. M. Coley) v, 76
 cases of ankylosis of (H. Mayo) xi, 105; xix, 53, 67
 case of contraction of, from an extensive burn, treated successfully by the removal of the firm, tense cicatrix (H. Earle) v, 99
 — an analogous case (H. Earle) vii, 419
 case of compound fracture of the olecranon, with synovial discharge, successfully treated (H. Earle) xix, 253, *et seq.*
 results of gun-shot fractures involving (R. Alcock) xxiii, 260
 example of symmetrical disease, affecting the cartilages of both ulnæ in the same individual (J. Paget) xxv, 31
 See *Excision*
- ELECTRICITY**, heat of, its employment in practical surgery (J. Marshall) xxxiv, 221
 atmospheric [ozone], secondary physiological effects produced by (C. F. Schönbein) xxxiv, 205
- ELEPHANTIASIS ARABUM**, two cases of (W. Lawrence and H. H. Southey) vi, 209
 description of, as it appears in Hindostan [with treatment] (J. Robinson) x, 27
 case of extraordinary enlargement of the right lower extremity, succeeding to an attack of phlegmasia dolens (T. Chevalier) ii, 63
 Examination of the skin in the foregoing case, and description of some morbid changes in the papillæ of the cutis in another, 66, 69.

ELEPHANTIASIS ARABUM (*continued*)

case of extraordinary enlargement of the right inferior extremity (G. Southam) xxx, 69

Appearances after death, 71; views of authors on, 73; analogy of, to phlegmasia dolens, 75.

case of, successfully treated by application of a ligature to the main [external iliac] artery of the limb (T. Bryant) xlix, 175

Case, 176; abstract of Dr. Carnochan's cases, 181-3; notices of other cases, 183-5.

SCROTAL, case of extraordinary, successfully removed by operation (J. M. Titley) vi, 73

— account of a remarkable case in which the tumour was removed (J. Wiblin) xlv, 1

After-treatment, 6; table of previously recorded cases, 10; Fayer's description of the operation, 16.

ELLIOTSON, John, M.D.

Illustrations of the medical properties of quina xii, 543

Case of ulceration and rupture of the stomach xiii, 26

Case of Fallopian-tube pregnancy xiii, 51

On the medical properties of subcarbonate of iron xiii, 232

Note on prussic acid and pulvis antimonialis, 232.

On the use of sulphate of copper in chronic diarrhoea xiii, 451

Note on quina, subcarbonate of iron, and on acupuncture, 464; observations on the use of acupuncture in rheumatism, 467.

On the use of subcarbonate of iron in tetanus xv, 161

On the glanders in the human subject xvi, 171

On the discharge of fatty matters from the alimentary canal and urinary passages xviii, 67

Additional facts respecting glanders in the human subject xviii, 201

On the medicinal properties of creosote xix, 217

ELLIS, George Viner

Account of an instance of remarkable deformity of the lower limbs [deficiency of femur, &c., in case of Harvey Leitch] xxxvi, 439

Account of the arrangement of the muscular substance in the urinary and certain of the generative organs of the human body xxxix, 327

EMOTION, influence of, in diseases of the nervous system (M. Hall) xxiii, 168, 181

EMPHYSEMA of the LUNGS, remarks on (G. Budd) xxiii, 37
on the minute anatomy of the emphysematous lung (G. Rainey) xxxi, 297

EMPHYSEMA of the LUNGS (*continued*)

- effect of, on the movements of respiration (F. Sibson) xxxi, 402
 vesicular, of the lung, on the determining causes of [ex-
 piratory theory] (W. Jenner) xl, 25

The inspiratory and expiratory theories, 25 (*note*), and 27-8; summary of conclusions, 34.

EMPYEMA, on paracentesis thoracis as a curative measure in

- (H. Roe), xxvii, 198; tables of cases 200, 232
 account of a case of, which recovered after repeated puncture of the pleural sac (T. Thompson) xxvii, 272
 two cases of, illustrating the advantage of adopting the plan of drainage in the operation of paracentesis in that disease (S. J. Goodfellow) xlii, 231
 remarks on the plan of drainage in (C. De Morgan) xlii, 243

ENAMEL of TEETH, mode of formation of (S. J. A. Salter)

xxxiv, 206-7

ENCEPHALOCELE, a history of a case, with a tabular analysis

- of seventy-five cases (J. Z. Laurence), xxxix, 307; table of cases 310


ENCEPHALOID DISEASE, cases of, with observations (G. Langstaff)

iii, 277; viii, 272; ix, 297

Of the lungs, ix, 298; of the liver, 302; affecting the external parts of the body and most of the viscera, 306, 314; excited by cancer scroti, 316; excited by carcinoma of the penis, 322; in the lungs, liver and ovaries, in cases of carcinoma of the breast, 329, 335.

- cases of, consequent on local injury (T. Hodgkin) xxxi, 267
 — in the brain (J. Hunter, jun.) xliii, 88
 — tumour on the cheek removed by operation (J. Barlow) xvi, 19
 — two remarkable, in the heart (P. Hewett) xxx, 1
 — of the endocardium (E. L. Ormerod) xxx, 39
 — affecting the pericardium, attended with hysterical convulsions (R. Bright) xxii, 15
 — in the stomach, producing abdominal tumours (E. J. Seymour) xiv, 222
 — in the testis, with operation for, and reappearance of the disease in the brain and lungs (H. Earle) iii, 59
 — in the undescended testis (J. M. Arnott) xxx, 9, 12
 — in the tibia (W. Lawrence) xvii, 39
 See also *Cancer* (Encephaloid)







- ENCEPHALON, special anatomy of the base of the, in reference to diseases of the nervous system (M. Hall) . xxiv, 109
 See *Brain*
- ENCHONDROMA of the humerus, with amputation for, at the shoulder-joint, case (J. H. Cutting) ii, 266
- ENCYSTED TUMOUR, see *Tumours* (Encysted)
- ENDEMIC FEVERS, see *Fevers* (Endemic)
- ENDOCARDITIS succeeding to acute rheumatism, cases of, with observations (D. Dundas) i, 37
 on the causes of (J. Taylor) xxviii, 547
 table of cases of, arranged according to the supposed cause of the development of the disease (A. W. Barclay) xxxi, 204
 recent, independent of recent rheumatism (A. W. Barclay) xxxv, 6
- ENDOCARDIUM, case of encephaloid disease of the, with remarks (P. Hewett) xxx, 3
 case of encephaloid disease of the (E. L. Ormerod) xxx, 89
 Reference to recorded cases, 47.
- ENGEL, Josef
 On a supposed case of molluscum (notice) liii, 231
- ENTEROTOMY, successful case of, in left loin (J. W. C. Pennell) xxxiii, 255
 sequel to paper on by C. Pennell (R. Phillips) xxxv, 477
 See *Anus* (Artificial), *Colotomy*
- ENTOZOA, see *Cysticercus*, *Dactilius aculeatus*, *Echinococcus*, *Worms* (Intestinal)
- EPIDEMICS, account of the fever which occurred at Gibraltar in 1804, 1810, and 1813 (J. D. A. Gilpin) v, 303
 of spasmodic cholera of India, account of the (F. Corbyn) xi, 110
 — on its occurrence in Persia (J. Cormick) xii, 859
 — statistical records of its progress over the globe (S. W. J. Merriman) xxvii, 405
 — see also *Cholera*
 of cynanche parotidea, in the Royal Military College at Marlow, in 1810, report of (N. Bruce) ix, 272
 account of an epidemic resembling epilepsy, which prevailed in January and February, 1842, at Teheran (C. W. Bell) xxvi, 223
 of measles, as it prevailed at Exeter in 1824 (P. C. Delagarde) xiii, 163
 of yellow fever, on the nature and origin of the, in the West Indies (W. Fergusson) viii, 108

EPIDEMICS (*continued*)

- history of the progress and inquiry into the causes of the yellow fever at Antigua in 1816 (A. Musgrave) ix, 93
See also *Fevers* (Epidemic)
- EPIGLOTTIS**, case of a mucous cyst in the laryngeal aspect of, successfully treated by incision (A. E. Durham) xlvii, 7
remarkable growth springing from, successfully removed with the aid of the laryngoscope (G. D. Gibb) xlviii, 1
- EPILEPSY**, analysis of fifty-two cases of, observed by the author (E. H. Sieveking) xl, 157
Sex, 157; age, 158; causes and symptoms, 159-62; results of treatment, 162.
— ditto, second series (E. H. Sieveking) xliv, 29
Sex and age, 30; causes, 31; premonitory symptoms, 33; headache and biting the tongue, 34; urine, 35; treatment, 35-6.
remarks on the conditions of the cerebral and spinal functions in (M. Hall) xxiii, 181; xxiv, 96
case of, attended with remarkable slowness of the pulse (Sir W. Burnett) xiii, 202
Reference to two analogous cases, 209.
on the condition of the urine in three cases of (F. W. Gibson) 1, 75
account of an epidemic disease resembling, which prevailed at Teheran, in January and February, 1842 (C. W. Bell) xxvi, 223
utility of the cold affusion in a case of (N. Bruce) ix, 278
cases of, treated with nitrate of silver, which produced a change of colour in the skin (J. A. Albers and P. M. Roget) vii, 284, 290
case of, cured by nitrate of silver, with darkening of the skin (Jas. Badeley) ix, 234
insanity with, state of the optic nerve and retinae in, table of cases (T. C. Allbutt) li, 133-9
- EPILEPTIC CONVULSIONS**, occurring in a case of poisoning with arsenic (P. M. Roget) ii, 137
case of, from disease of the brain (N. Bruce) ix, 280
case of, accompanying pericarditis involving the phrenic nerve, &c. (E. Bright) xxii, 4
- EPIPHORA**, new method of treatment for (W. Bowman) xxxiv, 337
- EPIPHYSIAL LINES**, disease of, its influence on the growth of the bones (G. M. Humphry) xlv, 283, 291

EPIPLOCELE, remarks on the variety of causes preventing the reduction of (J. Macfarlane) . . . xvi, 246
 See also *Hernia* (Omental)

EPISPÁDIAS, in cases of fission and extroversion of the bladder, treated by plastic operation (John Wood) . . . lii, 85

EPITHELIUM, ciliated, in the bronchial tubes, account of (G. Rainey) . . . xxviii, 583; xxxii, 47

In the lungs of birds, character and extent of, xxxii, 51; ceases where the bronchial membrane terminates, xxviii, 583; xxxii, 51.

EPITHELIUM CELLS filled with a granular earthy deposit of phosphate of lime in a case of a small tumour from beneath the tarsal cartilage of the upper eyelid (J. Dalrymple)

xxvi, 238

not found in the newly formed membranes lining arteries in aneurism (P. Hewett) . . . xxviii, 75

of the healthy kidney, observations on the (G. Johnson)

xxix, 2; xxxiii, 108

condition in Bright's disease (G. Johnson) . . . xxix, 2

EPULIS, description of (R. Liston) . . . xx, 167

ERETHISM, mercurial, notes of a case of (T. Bateman) ix, 220

ERICHCSEN, John E.

On congestive pneumonia, consequent upon surgical operations, diseases and injuries . . . xxvi, 29

Case in which a cedar pencil was lodged in the cavity of the abdomen for eight months . . . xxxix, 15

Note on Mr. H. Thompson's case of difficult lithotomy from distortion of pelvis by rickets . . . xlvii, 16

ERUPTION, FUNGOUS, not of venereal origin, curable by mercury, history of a, with cases (W. Wallace) . . . xiii, 469

SYPHILITIC, cases of (T. Rose) . . . viii, 347, *et seq.*

tubercular, of a syphilitic appearance, but curable without mercury, history of a (T. Bateman) . . . v, 225

in **TYPHOID**, and typhus fever, description of the (W. Jenner) . . . xxxiii, 26, 27

ERUPTIVE FEVERS, see *Fevers*

ERYSIPELAS, on the treatment of, by incision (A. C. Hutchison) . . . v, 278

observations on the nature and treatment of, illustrated by cases (W. Lawrence) . . . xiv, 1

Simple, description of, 2; phlegmonous, 8; seat and nature of the affection and diagnosis, 14; nosological arrangement, 30; treatment, 39, 66; incisions employed in the phlegmonous kind, 69; cases of simple, 81, *et seq.*; cases of phlegmonous, treated by incision, 132, *et seq.*; oedematous, 177, 194.

ERYSIPELAS (*continued*)

- on the treatment of, by numerous punctures in the affected part (R. Dobson) xiv, 206
 case of, with some remarks on the treatment by small incisions (A. C. Hutchison) xiv, 213

ERYTHEMA, severe case of, unconnected with mercurial action (A. Marcet) ii, 73

ETHER, sulphuric, effects on life, the heart, and respiration xlvii, 333-6

— mixture of chloroform and xlvii, 339

— See *Committee* (Scientific) on Chloroform

spiritus etheris nitrosi, action of, on the urine in health (F. B. Nunneley) liii, 31

EUSTACHIAN TUBE, pathological condition of the, in deafness (J. Toynbee) xxxii, 74

EVANS, Herbert R.

Case in which a cyst containing hydatids was found in the substance of the heart xvii, 507

EVANS, Samuel

Case of obstruction of the large intestine in which the ascending colon was opened with success xxviii, 95

EXCISION of the larger joints; with a table of cases (H. Lee) li, 1

Tables: head of femur, knee, shoulder, elbow, and wrist, 4-8.

of joints, for disease, and especially of the knee, hip, and elbow, with the histories of twenty typical cases, and their results (F. J. Gant) liii, 97

Conditions of disease appropriate for excision, 98-102; knee-joint disease, nine cases, 102-14; hip-joint disease, six cases, 114-22; elbow-joint disease, five cases, 122-5.

cases of ununited fracture successfully treated by (W. B. Page) xxxi, 135

ununited fracture of the **FEMUR** successfully treated by (G. Rowlands) ii, 47

of the upper end of the femur, in a case of morbus coxarius (W. Fergusson) xxviii, 571

Reference to similar examples, 576.

of the head of the **HUMERUS**, with its results (J. Birkett) xlii, 1

Notes of Mr. Aston Key's case, 5.

of the entire lower **JAW**, case of, with observations (J. G. Perry) xxi, 290

of nearly the left half of the lower jaw, and disarticulation of the condyle, for a large cartilaginous tumour occupying the bone (W. Beaumont) xxxiii, 243

EXCISION (*continued*)

- of the **KNEE-JOINT** (G. M. Jones) xxxvii, 61
 Chronological notice of operations, 1762-1854, 61-4.
 — [thirteen cases] (G. M. Humphry) xli, 193
 — influence of, on the growth of the bones (G. M. Humphry) xlv, 283, 301
 — the results in thirty-nine cases of, (G. M. Humphry) lii, 13
 Table of cases, 21.
 of the **OS CALCIS**, case of, with observations (W. B. Page) xxxiii, 249
 of the **SCAPULA**, case of (W. Fergusson) xxxi, 309

EXCITABILITY, UNDUE, remarks on (M. Hall) xxiii, 147

EXCITANTS of the reflex actions, influence of the (M. Hall) xxiii, 153

EXCITO-MOTORY reflex actions, observations on (M. Hall) xxiii, 121

Activity of, during sleep, 124; inferences from facts observed in the human subject respecting the, 164.

EXCREMENTS, human, in the diseased state, on the analysis and immediate principles of (W. Marcet) xli, 111

Three cases, 126-35; table of method to be adopted, 136.

See *Fæces*

EXCRETORY FLUIDS, their chemical composition (J. Berzelius) iii, 256, *et seq.*

EXFOLIATION of the anterior arch of the atlas, case of (R. Wade) xxxii, 65

Note of an analogous case, 68.

EXHAUSTION from loss of blood, remarks on, with cases (M. Hall) xiii, 126

EXOMPHALOS, case of strangulated, successfully operated on after parturition (— Gore) xii, 570

See also *Hernia* (Umbilical)

EXOSTOSIS, observations on the structure of (J. Howship) viii, 82

in stumps after amputation, remarks on (G. Langstaff) xvi, 131

EXPECTORATION, on the detection of lung tissue in that of persons affected with phthisis (S. Fenwick) xlix, 209

TUBULAR, from the bronchi in the adult, two cases of (J. Reid) xxvii, 333

BLACK, and deposition of black matter in the lungs (W. Thomson) xx, 231; xxi, 340

- EXPIRATORY MURMUR**, prolonged, observations on, as a sign of incipient phthisis (T. Thompson) . . . xxxiii, 343
- EXTENSION**, forcible, and rupture of uniting medium of partially ankylosed surfaces (B. E. Brodhurst) . . . xl, 125
- EXTENSORS**, see *Muscles* (Extensor)
- EXTIRPATION** of an inverted uterus, successful case of, with observations (J. Windsor) . . . x, 358
— sequel of the above case (J. Windsor) . . . xxxviii, 219
- EXTRACTS**, pharmaceutical, on a new method of preparing, in vacuo (J. T. Barry) . . . x, 231
Apparatus for, described, 242.
- EXTRA-UTERINE PREGNANCY**, see *Pregnancy* (Extra-uterine)
- EXTRAVASATION** of BILE into the abdomen from rupture of the liver or gall-bladder (— Fryer) . . . iv, 333
— an analogous case, in which a large quantity of fluid resembling bile was repeatedly drawn off by tapping (W. R. Barlow) . . . xxvii, 378
— from extensive laceration of the liver and rupture of the gall-bladder, fatal case of (W. Fergus) . . . xxxi, 47
of BLOOD into the cavity of the arachnoid, and on the formation of the false membrane which sometimes envelopes these extravasations (P. Hewett) . . . xxviii, 45
— on the surface of the membranes, or within the substance of the spinal cord, remarks on (Sir B. Brodie) . . . xx, 121
— spontaneous, within the theca vertebralis, case of (T. Chevalier) . . . iii, 102
of PUS into the cavity of the abdomen, from an abscess in the vesicula seminalis, case of (M. Henry) . . . xxxiii, 307
of URINE into the abdomen from rupture of the ureter or pelvis of the kidney from external violence, two cases of (E. Stanley) . . . xxvii, 1
- EXTREMITY**, cases of extraordinary enlargement of, see *Elephantiasis*
case of injury to the blood-vessels of the left lower, producing pale dry gangrene in the foot (T. W. Chevalier) . . . xiii, 17
- EXTREMITIES**, on contraction of the muscles of the, in nervous affections peculiar to young women, &c. (J. Wilson) . . . xxi, 107
erysipelas, simple and phlegmonous, of the, cases of (W. Lawrence) . . . xiv, 117, *et seq.*
on affections of the viscera, joints, and cellular substance, after injuries of the (J. M. Arnott) . . . xv, 69

EXTROVERSION of the **BLADDER** (John Wood) lii, 85
 — case in a female treated by operation (E. Barker) liii, 187

See *Bladder*

EYE, inquiries respecting the anatomy of (A. Jacob) xii, 487

Passage of the optic nerve through the sclerotic coat, 487; termination of the retina anteriorly, the canal of Petit, and ciliary processes of the vitreous humour, 491; capsule of the crystalline lens, 497; membrane of the aqueous humour, 502; foramen, yellow spot, or fold of Sömmerring, 505; structure of the iris, 509; membrana pupillaris, 514.

chemical properties of the humours of (J. Berzelius) iii, 253
 and its appendages, on the influence of the cervical portions of the sympathetic nerve and spinal cord upon the (J. W. Ogle) xli, 397

Summary, 398; notices of authors on the influence of the sympathetic system, 399; double nerve force affecting the iris, 404; effects of section and galvanism of sympathetic, 407; cases illustrating the rationale of contraction of the pupil, &c., 412-32.

congenital malformation of, in three children of one family (T. Nunneley) xlv, 43
 on a luminous appearance of the, and its application to the detection of disease of the retina, &c. (W. Cumming) xxix, 283

inflammation of, on a destructive, from facial paralysis and loss of power over the eyelids (J. Shaw) xii, 116
 — observations on this occurrence (J. Dixon) xxviii, 376
 — on a peculiar (choroiditis?) and on its treatment with bark (W. Wallace) xiv, 286
 — on rheumatic (J. Wardrop) x, 1
 — case of a periodical, and of the **CHEST** (J. Bostock) x, 161; xiv, 437

— on the treatment of acute purulent (F. Tyrrell) xxi, 414
 — on the effects of evacuating the aqueous humour in (J. Wardrop) iv, 145
 — in the puerperal state, see *Ophthalmia* (Puerperal)

case of cysticercus cellulose in the anterior chamber of the (W. Mackenzie) xxxii, 41
 disease in region of, cases of cerebral affection caused by (H. Weber) xliii, 177

and **EYELIDS**, effusion of blood into, as diagnostic of fracture of base of the skull xxxvi, 340

operations on the, on the use of two needles at once in, especially in those for capsular cataract and artificial pupil (W. Bowman) xxxvi, 315

EYE (*continued*)

See also *Cataract, Hemeralopia, Ophthalmia, Orbit, Pupil*
(Artificial)

EYEBALL, on the effects of evacuating the aqueous humour in
injuries of (J. Wardrop) iv, 180
on medullary tumour of (B. Travers) xv, 235
vascular protrusion of (T. Nunneley) xlviii, 15

Recorded cases in the 'Transactions' of aneurism by anastomosis
of the orbit, 15; traumatic and spontaneous cases, 17-20; cancer in
orbit, cure of protrusion, 21; connection with bronchocele, 32; T. G.
Morton's case of spontaneous orbital aneurism in which carotid artery
was tied, 34.

— see *Aneurism by Anastomosis* (of the Orbit)

EYELIDS, on cancer of (B. Travers) xv, 234
remarks on cancerous ulcer of (C. Hawkins) xxi, 77
on loss of power over, from facial paralysis with destructive
inflammation of the eye, case of, with remark (J. Shaw)

xii, 116

— observations on the same subject (J. Dixon) xxviii, 376
case of a small tumour removed from the upper eyelid, con-
sisting of a granular deposit of phosphate of lime (J. Dal-
rymple) xxvi, 238

FACE, on DISEASES of the integuments of the, resembling cancer,
from local irritation (H. Earle) xii, 280
on CANCER of the (B. Travers) xv, 229

Medullary tumour of, 232; diseases of, sometimes mistaken for
cancer, 253.

remarks on malignant diseases of the skin of the (C.
Hawkins) xxi, 69

Common cancer, 72; cancerous or phagedenic ulcer of old persons,
74; fungous cancer of old persons, 78.

remarkable case of tumours developed on the, and on the
head, with a similar disease in the abdomen (H. Ancell)

xxv, 227

black secretion from the upper part of the, singular case of
(W. Teevan) xxviii, 611

history of a tumour successfully removed from the, the
carotid artery having been previously tied (W. Goodlad)

vii, 112

— sequel of the foregoing case viii, 577

ERYSIPELAS of the, cases of (W. Lawrence) xiv, 81, *et seq.*

PARALYSIS of the, case of, succeeded by certain nervous
disorders (E. Percival) iv, 17

— partial, of the, from inflammation of the portio dura, cases
of (J. Shaw) xii, 110

FACE, PARALYSIS of the (*continued*)

Connected with a diseased state of the brain, 123, in consequence of exposure to cold, 128; treatment of partial paralysis of the, 180; paralysis of the, from injuries of the head, 133; in consequence of operation on the, 138.

- loss of SENSATION, &c., in the, of one side, with observations and experiments, two cases of (J. Dixon) xxviii, 373
- experiments on cases of paralysis of the face, illustrative of the condition of the muscular irritability in paralytic limbs (M. Hall) xxii, 203; xxxi, 155
- WOUND of the, requiring ligature of common carotid artery, case of (C. Collier) vii, 107

FACIAL NERVE, see Nerves

FÆCAL ABSCESS, see Abscess

- FÆCES, expulsion of, how first excited** (M. Hall) xxiii, 154
- accumulation of, causing intestinal obstruction, case of, referred to (B. Phillips) xxxi, 7
- voided through the urethra, in a case of fistulous communication between the ileum and bladder, and simulating stone (W. C. Worthington) xxvii, 462
- passed through the bladder and urethra, in a case of stricture of the rectum, for the relief of which an artificial anus was successfully established in the left lumbar region (J. W. C. Pennell) xxxiii, 255
- analysis of, in the second or lymphatic stage of cholera (R. D. Thomson) xxxiii, 80; in the biliary stage 89
- in the diseased state, on the analysis and immediate principles of (W. Marcet) xli, 111

FAGGE, C. Hilton, M.D.

- Case of dissecting aneurism of the aorta lii, 341
- On the anatomy of a case of molluscum fibrosum liii, 217

FAINTING FITS, with slow pulse, first occurring two years after an injury of the neck from a fall, case of (T. H. Holberton) xxiv, 76

Post-mortem appearances in the case, by Mr. Liston, 80.

- FALLOPIAN TUBES, description of the appearance of, after recent impregnation** (R. Lee) xvii, 482, *et seq.*
- on inflammation of, in puerperal women (R. Lee) xvi, 387
- absence of, together with the uterus and vagina, case of (R. Boyd) xxiv, 187
- PREGNANCY in, description of two cases** (G. Langstaff) vii, 432; viii, 500
- case of (J. Elliotson) xiii, 51

- FALLOPIAN TUBES, PREGNANCY** in (*continued*)
- description of a preparation of (R. Lee) . . . xvii, 488
 - on the membrana decidua which surrounds the ovum in (R. Lee) . . . xli, 187, 158; xliii, 1
 - account of a fresh dissection of a preparation described by Dr. John Clarke in 1798 (T. Holmes) . . . xliii, 373
 - see also *Pregnancy* (Extra-Uterine)
- FALSE MEMBRANE**, see *Membrane* (False)
- FARCY**, see *Glanders*
- FARRE, John Richard, M.D.**
- Case of cynanche laryngea iii, 84
 - Appendix to the paper on cynanche laryngea, containing remarks on the distinction between that disease and cynanche trachealis iii, 823
- FASCIA LATA**, femoral hernia which had descended beneath the pectineal portion of (J. Adams) xliii, 127
- FAT** contained in the secreting cells of the liver and kidneys, observations on (G. Johnson) xxix, 2
- symmetrical swellings of, at the sides of the neck, connected with defective cerebral development, the thyroid body being absent, two cases of (T. B. Curling) xxxiii, 308
- FATTY DEGENERATION** of the arteries, etc. (G. Gulliver) xxvi, 86
- in Bright's disease of the kidney (G. Johnson) xxix, 12
 - of the kidney, in two distinct forms (G. Johnson) xxx, 182
 - of the liver (G. Gulliver) xxvi, 95
 - ditto (H. Jones) xxxv, 259
 - of liver, kidneys, heart, &c., in a case of acute poisoning by phosphorus (S. O. Habershon) l, 87
 - ditto (T. Hillier) l, 99
 - of the lungs (G. Gulliver) xxvi, 93
 - of the pulmonary membrane in the emphysematous lung (G. Rainey) xxxi, 301
 - of the voluntary muscles (E. Meryon) xxxv, 78
 - ditto (E. Meryon) xlix, 45
 - of the placenta, and its influence in producing abortion, &c. (R. Barnes) xxxiv, 183
 - ditto (ditto) xxxvi, 143
 - of the testicle (G. Gulliver) xxvi, 98
- FATTY DISEASES** of the heart, memoir on (R. Quain) xxxiii, 121
- Varieties of, and their respective characters, 122; references to authors on, 131; circumstances under which they occur, causes, 138; their effects on the structure and functions of the heart, 151; their symptoms and diagnosis, 160; treatment, 163; tables, containing the abbreviated histories of cases and general abstract of the principal facts in the histories of 83 cases, 166, 193.

- FATTY DISCHARGE** from the bowels, in malignant disease of the pancreas and duodenum, cases of, with observations (R. Bright) . . . xviii, 1, 3, 50
 — in a case of jaundice and contracted state of the duodenum (E. A. Lloyd) . . . xviii, 57
 from the alimentary canal and urinary passages (J. Elliotson) . . . xviii, 67
 chemical examination of fatty matter discharged in a fluid state from a diseased ovarium (J. Bostock) . . . x, 77
- FATTY MATTER**, on ovarian cyts containing (R. Lee) . . . xliii, 93
- FATTY URINE**, see *Urine* (Albuminous and Fatty)
- FAUCES** and **PHARYNX**, on cancer of the (B. Travers) . . . xv, 251
 on ulcers of the (B. Travers) . . . xv, 257
 effects of boiling water on the, accidentally swallowed by children (M. Hall) . . . xii, 1
- FAYEE, J.**, description of the operation for removal of a scrotal tumour (J. Wiblin) . . . xlvi, 16
 Cases of osteo-myelitis in India (T. Longmore) . . . xlviii, 47
- FEATHERSTON, J.**
 Case of wound of the heart . . . ii, 58
- FEMORAL HERNIA**, see *Hernia* (Femoral)
- FEMORAL ARTERY** and **VEIN**, see *Artery, Vein*
- FEMUR**, **ATROPHY** of the neck of the, in old age, remarks on (T. B. Curling) . . . xx, 369
DISLOCATION of, unusual case of, upwards (B. Travers) . . . xx, 112
 — upwards and forwards beneath the crural arch [post-mortem appearances of case in vol. xx of 'Transactions'] (W. Cadge) . . . xxxviii, 87
 — backwards, case of, with observations (R. Quain) . . . xxxi, 337
 — cases of spontaneous (E. Stanley) . . . xxiv, 123
 — unusual, of, in case of fracture and distortion of the pelvis (C. H. Moore) . . . xxxiv, 107
 — and fracture of the head of (J. Birkett) . . . lii, 133
 — see also *Hip-joint*
- EXCISION** of the upper end of the, in a case of morbus coxarius (W. Fergusson) . . . xxviii, 571
 Reference to similar examples, 576.
 — see also *Excision*
- FRACTURE**, spontaneous, of the, concurring with cancer of the breast, two cases of (T. Salter) . . . xv, 186
 — ditto, with carcinomatous ulceration of the bladder (S. Cooper) . . . xvii, 51

FEMUR, FRACTURE, spontaneous, of the (*continued*)

- ditto, in mollities ossium, case of (T. B. Curling) xx, 356
- ditto, an analogous case (S. Solly) xxvii, 443
- ununited, case of, cured by sawing off the ends of the bone (G. Rowlands) ii, 47
- ditto, treated by seton (J. Wardrop) v, 365
- ditto, successfully treated by seton (Sir B. Brodie) v, 387
- ditto, case of, cured by the introduction of a silver wire between the fractured extremities (— Sommè) xvi, 36
- of the neck and upper part of the, remarks on the diagnosis of, and on the inversion of the foot in (G. J. Guthrie) xiii, 103
- of the neck of the, within the capsular ligament, cases of, with dissections and observations (G. Langstaff) xiii, 487
- ditto, particulars of a case of (— Brulatour) xiii, 513
- ditto, with inversion of the limb, case of (E. Stanley) xiii, 508
- ditto, without injury to the synovial and fibrous covering (E. Stanley) xiii, 510
- ditto, within the capsule, with bony union, in a young subject (E. Stanley) xviii, 256
- ditto, with appearances observed after death (J. Howship) xix, 1, *et seq.*
- ditto, case of osseous union of, within the capsule (W. Jones) xxiv, 12

Description of the specimen in the foregoing case (E. Stanley), 14.

- of the trochanter major, which may be mistaken for dislocation of the head of the, (E. Stanley) xiii, 504
- and dislocation of head of (J. Birkett) lii, 133
- see also *Hip-joint*.

NECROSIS of the, with amputation at the trochanter major, case of (W. Lawrence) vi, 174

OSTEOSARCOMA of the, with amputation, two cases of (R. A. Frogley) xxvi, 133

PULSATING tumours of the, cases of (E. Stanley) xxviii, 805, 810, 811, 827

FENESTRA OVALIS, ankylosis of the base of the stapes to the margin of the, in cases of deafness (J. Toynbee) xxxii, 74

ROTUNDA, occupied by bone, in a case of congenital deafness (E. Cock) xix, 160

FENWICK, John Ralph, M.D.

On the use of oil of turpentine in tænia ii, 24

FENWICK, Samuel, M.D.

- On the condition of the stomach and intestines in scarlatina
 xlvii, 209
- On morbid changes in the stomach and intestinal villi present
 in persons who have died of cancer xlviii, 267
- On the detection of lung-tissue in the expectoration of
 persons affected with phthisis xlix, 209

FERGUS, Walter, M.D.

- Case of extensive laceration of the liver, with rupture of the
 gall-bladder, caused by external violence, &c., with re-
 marks xxxi, 47

- FERGUSON, Professor Adam, case of, drawn up by Dr. Joseph
 Black vii, 280*
- particulars of his last illness, by Dr. Mudie vii, 284

FERGUSON, William, M.D.

- On the mercurial plan of treatment in dysentery, with obser-
 vations on the same practice in yellow fever, &c. ii, 181
- Observations on the venereal disease in Portugal, as affect-
 ing the constitutions of the British soldiery and natives
 iv, 1
- Inquiry into the origin and nature of the yellow fever, as it
 has lately appeared in the West Indies, &c. viii, 108

Appendix to the foregoing, 580.

FERGUSON, William

- Observations on cleft palate, and on staphyloraphy
 xxviii, 273
- Case of excision of the upper end of the femur, in an example
 of morbus coxarius xxviii, 571
- Case of resection of the scapula xxxi, 309
- On the treatment of aneurism by manipulation xl, 1

- FEVER, prevalence and character of, in the British armies in
 Spain and Portugal (Sir J. Macgrigor) vi, 399*
- history of, as it prevailed in a battalion of the foot-guards
 in the winter of 1812-13, in the Peninsula (J. Bacot)
 vii, 368
- report on, occurring in the Royal Military College at Marlow
 and Sandhurst (N. Bruce) ix, 257
- notes on, during service on board H.M's. screw corvette
 "Pylades" on the west coast of Mexico in 1860 (J. Caddy)
 xlix, 51

Treatment with ammonia and chlorate of potash, 61-2.

- on temperature in (S. Ringer) xlv, 181

FEVER (*continued*)

CONTINUED, contributions to the etiology of, or investigation of various causes which influence the prevalence and mortality of its different forms (C. Murchison) . . . xli, 219

Definitions of typhus, typhoid, relapsing, and ephemeral fever, 221-2; prevalence in Great Britain, London, &c., 223-86; influence of season, sex, age, and occupation, 235-47; locality, deficient ventilation, and drains, 247-78; question of contagion of, 278; mortality and influences on ditto, 286-302; general conclusions, 308.

ENDEMIC, remarks on, and its treatment with mercury (W. Fergusson, M.D.) . . . ii, 189

— account of a singular and fatal endemic occurring in several persons in the same hamlet (H. Gervis) . . . ii, 236

— of Walcheren, see *Walcheren*

— puerperal, of Vienna, see *Puerperal*

EPIDEMIC, which occurred at Gibraltar in 1804, 1810, and 1813, account of, taken from official documents and the communications of J. D. A. Gilpin, M.D. . . . v, 303

— see also *Epidemics*

ERUPTIVE, remarks on the coexistence of (J. F. Marson)

xxx, 121

Reference to instances of the coexistence of rubeola and scarlatina, 125; rubeola and vaccinia, 125; rubeola and variola, with pertussis, 127; variola and scarlatina, 121; variola and vaccinia, 125.

— case of the coexistence of vaccinia and rubeola (S. Gilder) . . . xii, 186

INTERMITTENT, facts and observations respecting intermittent fevers, and the exhalations which occasion them (Sir G. Blane) . . . iii, 1

— remarks on the prevalence of, in London, at different periods (Sir G. Blane) . . . iv, 94

— in the British armies in Spain and Portugal (Sir J. Macgrigor) . . . vi, 414

— report on, in the Royal Military College, Marlow and Sandhurst (N. Bruce) . . . ix, 271

— on the efficacy of quina in the cure of (J. Elliotson) . . . xii, 547, 551; xiii, 465


MEDITERRANEAN, observations on the (A. Denmark) vi, 296

PUERPERAL, see *Puerperal* Fever

PYTHOGENIC, arguments for the use of the term . . . xli, 221

— see *Typhoid* Fever

RELAPSING, on the specific cause of (W. Jenner) xxxiii, 23
Diagnostic symptoms of, 26.









FEVER (*continued*)

- REMITTENT**, remarks on and treatment of, with mercury (W. Fergusson, M.D.) ii, 189
 — in the British armies in Spain and Portugal (Sir J. Macgrigor) vi, 414
 — of the West Indies, its identity with yellow fever (W. Fergusson, M.D.) viii, 132, *et seq.*
 — ditto (A. Musgrave) ix, 123
 — **INFANTILE**, incidental remarks on (G. Gregory) xi, 258
RHEUMATIC, see *Rheumatic Fever*
SCARLET, see *Scarlet Fever*
TYPHOID, see *Typhoid Fever*
TYPHUS, see *Typhus Fever*
WALCHEREN, see *Walcheren Fever*
YELLOW, see *Yellow Fever*

FEVER HOSPITAL, London, analysis of the cases admitted into, during 1847-8-9 (W. Jenner) xxxiii, 29, *et seq.*

- FIBRIN** of the blood, on the chemical properties of (J. Berzelius) iii, 200
 observations and experiments on (B. G. Babington) xvi, 293
 amount of, in the blood in cholera (R. D. Thomson) xxxiii, 74, 85
 on the softening of coagulated fibrin (G. Gulliver) xxii, 136
 Experiments on the concoction of, 138; cases of softened fibrin in the heart and aorta, 142; in the veins, 144.
 method of procuring the consolidation of, in incurable aneurisms (C. H. Moore) xlvii, 129
 deposition of, on the lining membrane of veins (H. Lee) xxxv, 187
 on the effusion of, in acute inflammation, and its identity with the buffy coat of the blood (T. Dowler) xii, 86
 Note on the foregoing (J. Bostock), 94.

See also *Blood*

FIBRINOUS DEPOSITS, effects resulting from the detachment of, from the interior of the heart and their mixture with the circulating blood (W. S. Kirkes) xxxv, 281

Separation of fibrinous deposits from left side of the heart, 284; capillary phlebitis, &c., 306; detachment of deposits from right valves, 319.

FIBRINOUS OBSTRUCTION, see *Arteries, Obstructions*

FIBRO-SEROUS discharge, white, from the thigh [chylo-serous] (A. B. Buchanan) xlv, 57

- FIBROID DEGENERATION** of the lungs (H. G. Sutton) *xlvi*, 287
- FIBROMA**, multiple, of the skin, description, by A. Förster
liii, 229
- FIBULA**, fracture of, case of, with dislocation of the ankle, and description of the appearances on dissection (W. Lawrence) . . . *xvii*, 58
- compound ununited (J. Wardrop) . . . *v*, 378
- ununited, cases of, successfully treated (W. B. Page)
xxxi, 141, *et seq.*
- on section of the tendo achillis in some cases of, and of the tibia (C. de Morgan) . . . *xxxiii*, 17
- FIELD, Frederick**
Case of complete intestinal obstruction, arising from disease of the sigmoid flexure of the colon and the rectum, in which the descending colon was successfully opened in the loin . . . *xxxiii*, 43
- FILAMENTOUS SUBSTANCE**, in adventitious structures, description of (T. Hodgkin) . . . *xxvi*, 250
- FINCHAM'S** solution of chloride of lime, on the application of, to cancerous ulcers (B. Travers) . . . *xvii*, 319
- FINGERS**, account of some diseases of the (J. Wardrop) *v*, 129
- case of aneurism by anastomosis of the (W. Lawrence)
ix, 216
- remarkable hypertrophy of the, in a girl, with a notice of some similar cases (T. B. Curling) . . . *xxviii*, 337
- punctured wound of the fore-finger, producing a severe nervous affection, for which amputation was successfully performed (J. Wardrop) . . . *viii*, 246
- FISSURE** of the parietal bone and effusion of blood upon the dura mater, in a new-born infant (C. West) . . . *xxviii*, 397
- of the soft palate, see *Palate* (Cleft)
- FISTULA, BILIARY**, account of a case of (G. Robinson) *xxxv*, 471
- GASTRO-OUTANEOUS**, table of recorded cases of, during the last 300 years (C. Murchison) . . . *xli*, 22
- IN PERINEO**, observations on the treatment of (T. Chevalier)
ii, 212
- VESICO-INTESTINAL**, successful lumbar colotomy for the relief of (T. Holmes) . . . *xlx*, 65
- sequel to ditto; death from affection of the bowel higher up . . . *i*, 15
- VESICO-VAGINAL**, case of, after labour, successfully treated (S. Barnes) . . . *vi*, 583
- and **RECTO-VAGINAL**, description of an instrument for closing (W. Beaumont) . . . *xxi*, 29

FISTULOUS opening in the anterior part of the urethra, successfully treated by operation (F. Le Gros Clark) xxviii, 413

FLAP OPERATION, on the mode of performing the (R. Liston) xxiv, 159
 in amputation of the arm or leg, observations on the (G. Langstaff) xvi, 152
 rectangular, from the calf, in amputation of the leg (H. Lee) xlviii, 195

FLETCHER, T. B. E., M.D.

Cases of malformation of the heart xxv, 282

FLEXION, see *Knee-joint* (Flexion of)

FLOWER, Wm. Henry

Case of perforating ulcer of the œsophagus, which caused death by penetrating the aorta xxxvi, 353

FLUCTUATION of gelatinous matter not distinguishable from ascitic fluid (E. Ballard) xxxi, 133

FLUIDS, ANIMAL, general views of the composition of (J. Berzelius) iii, 198
 on the nature and analysis of (J. Bostock) iv, 53
 Synopsis of albuminous fluids, 73.

chemical account of various dropsical (A. Marcet) ii, 342

Inquiry into the nature of the alkaline matter contained in the animal fluids, 355.

FOETAL BRAIN, on the destruction of the (— Hammond) xii, 308

FOETAL KIDNEY, on the functions of the (R. Lee) xix, 238

Facts that seem to demonstrate that it performs its function prior to birth, 239.

FOETATION, see *Pregnancy*

extra-uterine, see *Pregnancy* (Extra-uterine)

FOETUS, on the formation of the cylindrical bones of (J. Howship) vi, 264

On the formation of the bones of the head, 278.

analysis of several of the bones of, showing the proportional contents of animal and earthy matter in each (G. O. Rees) xxi, 411

MONSTROUS :—

— case of an acephalous fœtus, which lived six days (— Burrows) ii, 52

— account of an acephalous fœtus, which lived four days, with observations on monsters, and a sketch of the principal deviations from the ordinary formation of the body, &c. (W. Lawrence) v, 165

— particulars of a monstrous fœtus (J. P. Maunoir) vii, 257

FŒTUS, MONSTROUS (*continued*)

- note on the foregoing by the secretaries (P. M. Roget and W. Lawrence) vii, 262
- account of a fœtus, of seven months, with its placenta adherent to a nœvus occupying the scalp and dura mater (R. Lee) xxii, 300

References to analogous instances, 304.

- fœtus without heart, brain, lungs, or liver, description of (W. H. Dickinson) xlvi, 141
- see *Monstrosities*

DISEASES, &c. :—

- observations on some of the causes which destroy the fœtus in utero, &c. (D. Stewart) v, 144
- two cases of smallpox infection communicated to the fœtus in utero under peculiar circumstances (E. Jenner) i, 271
- on the effects of the venereal disease on the fœtus in utero, and the modes of its communication (W. Hey) vii, 536
- case of extraordinary læsion of a fœtus within the uterus, with partial reparation before birth (J. D. Jones) xxxii, 59

RETAINED :—

- in the mother fifty-two years after the usual period of utero-gestation (R. B. Cheston) v, 104
- after rupture of the uterus and subsequent impregnation (R. B. Cheston) v, 122
- case of expulsion of a blighted fœtus and placenta, at seven months, a living child remaining to the full period (J. Chapman) ix, 194

FOUND IN ABDOMEN :—

- description of a fœtus found encysted in the abdomen of a boy nine months old (G. W. Young) i, 236
- case in which parts of a fœtus were found in the abdomen of a girl two and a half years old (E. Phillips) vi, 124

EXTRA-UTERINE :—

- extracted through an aperture made in the vagina, between the uterus and rectum (G. Norman) xiii, 348
- retained for seven years, and passed per anum, with recovery (J. A. Albers) viii, 505
- see also *Pregnancy* (Extra-uterine)

EXTRACTION of a living fœtus from a woman killed by violence (J. H. Green) xii, 46

— see *Cæsarean section*

- FOOD, on the relation between the constituents of the, and the systems of animals (R. D. Thomson) xxix, 327
- relation of pulsation and respiration in phthisis to (E. Smith) xxxix, 166, 181
- amylaceous or saccharine, influence on the excretion of urea (S. Ringer) xliii, 328

- FOOT, deformities of, on a new method of curing (R. Barwell)** xlv, 25
- case of **scirrhus CANCER** of (B. Travers) xvii, 368
- case of **pale dry GANGRENE** of, from an injury to the blood-vessels (T. W. Chevalier) xiii, 17
- see also *Gangrene*
- case of **MEDULLARY tumour** of the (B. Travers) xvii, 394
- case of **MORTIFICATION** of, and of the leg, after ligature of the femoral and external iliac artery (G. Norman) x, 107
- ULCERATION** of the cartilages of the joint formed by the astragalus and os naviculare, case of (Sir B. Brodie) iv, 259
- remarks on the INVERSION** of, in fracture of the neck and upper part of the thigh-bone (G. J. Guthrie) xiii, 103
- case of **preservation** of the shape and usefulness of, after **AMPUTATION** of part of the tarsus and metatarsus (J. Dunn) xi, 337
- note on the foregoing (A. C. Hutchison) xi, 346
- on **excision** of the os calcis in incurable disease of that bone, as a substitute for amputation of the foot (W. B. Page) xxiii, 249
- partial removal** of cuboid bone from left, in a case of talipes varus (S. Solly) xl, 119
- FORBES, Charles F., M.D.**
- Case of **inflammation** of the iliac and femoral vein, with appearances after death xiii, 293
- FORBES, John Gregory**
- Case of a foreign body impacted in the orifice of the third branch of the right bronchus, with remarks xxxiii, 1
- Case of **inversion** of the uterus after parturition, proving fatal in eighteen months, with a table of the results of cases treated by operation xxxv, 127
- FORCEPS, the cutting, remarks on the facility afforded by the, in operations on the maxillary and malar bones (R. Liston)** xx, 196
- new iris, description of (W. R. Beaumont) xlvi, 175
- FORDE, W.**
- Case of **removal** of a portion of lung which protruded through a wound xx, 378
- FOREHEAD, case of aneurism by anastomosis of the, treated by ligatures (Sir B. Brodie)** xv, 177
- and upper part of the face, singular case of black secretion from the skin of the (W. Teevan) xxviii, 611
- remarkable case** of phlebitis of the (T. H. Silvester) xxiv, 36

- FOREIGN BODY** introduced into the female **BLADDER** and removed by artificial dilatation of the urethra (H. L. Thomas) i, 123
- lodged in the right **BRONCHUS**, to facilitate the removal of which bronchotomy was performed [Brunel's case] (Sir B. Brodie) xxvi, 286
- impacted in the third branch of the right bronchus, with remarks (J. G. Forbes) xxxiii, 1
- Reference to the relative fatality attending this accident, 2, *et seq.*; question of opening the trachea for the removal of, discussed, 4, *et seq.*
- in the **LARYNX**, remarks on the diagnosis of (C. Hawkins) xxiii, 96
- in the larynx and trachea, cases of, and reference to the length of time they may reside in the air-tube, and the manner of their dislodgment (B. Travers, jun.) xxiii, 108, 114, *et seq.*
- case of a sailor, in the **MUSCLES** of whose back the blade of a knife lodged above thirty years (F. Bush) ii, 103
- in the **ŒSOPHAGUS**, removed by operation, with remarks (J. M. Arnott) xviii, 86
- introduced into the **PELVIS**, through the vagina, with successful operation for its removal (J. C. W. Lever and J. Hilton) xxxi, 315
- introduced into the **RECTUM**, and its removal by dilatation of the anus (H. L. Thomas) i, 129
- (pins) in **STOMACH** and duodenum, remarkable case of, with complete obstruction, and mechanical displacement (John Marshall) xxxiv, 65
- Post-mortem, mass of pins in duodenum, 67-8; letter of C. Cowan on the case, 69.
- account of a man who swallowed a number of clasp knives and lived for ten years after, with the appearances on dissection (A. Marcet) xii, 52
- case in which a piece of iron had remained within the **THORAX** for fourteen years (D. G. Arnot) xiii, 281
- case of a pebble in the **TRACHEA**, for the removal of which bronchotomy was successfully performed (W. J. Hunt) xii, 27
- remarks on the foregoing case (H. Earle) xii, 32
- FORNIX**, imperfectly formed, account of an instance of (J. Paget) xxix, 55
- ditto (M. Henry) xxxi, 239
- ditto (J. L. H. Down) xliv, 219; xlix, 195
- FÖRSTER, A.**
- Description of multiple fibroma of the skin [molluscum] (notice) liii, 229

See also in the
 Index to the
 1851-1852
 Volume

FORSTER, Thompson

- Account of a case of lithotomy, with remarks i, 99
- Case of bubonocoele requiring a second operation, five days after the first v, 232

FOVILLE, M.

- On certain appearances met with in the brains of lunatics, referred to (J. Sims) xix, 385

FOX, Wilson, M.D.

- Contributions to the pathology of the glandular structures of the stomach xli, 361
- On the origin, structure, and mode of development of the cystic tumours of the ovary xlvii, 227

FRACTURES, observations on the methods that have been employed to produce reunion in fractured bones (J. Wardrop)

- v, 358
- experiments and observations on the union of fractured bones (J. Howship) ix, 143
- experiments and observations on the mode of union of fractures of flat bones (R. H. Meade) xxiii, 390
- on the deposition of pus and lymph occurring in the viscera after (T. Rose) xiv, 269, *et seq.*

INTRA-UTERINE, cases of, with observations on the analogy between fracture in utero and congenital distortion (B. E. Brodhurst)

References, and accounts of other recorded cases, 115-20.

FRACTURE of the ATLAS, with displacement, case of (B. Phillips)

- xx, 78
- of the acromion process of the CLAVICLE, with partial dislocation of the humerus forwards, case of (J. F. South)

- xxii, 100
- of the CRANIUM, observations on (Sir B. Brodie) xiv, 328
- with laceration of the dura and pia mater and protrusion of the brain, case of recovery from (P. T. Creagh) ii, 309
- with depression, case of recovery from, without the application of the trephine (A. C. Hutchison) iv, 197
- cases of, with depression and subsequent hernia cerebri (E. Stanley) viii, 14, *et seq.*
- from the bursting of a gun, with lodgment of the breach pin within the, and loss of a portion of the brain, case of recovery from (— Rogers) xiii, 283
- case of, followed by abscess of the liver and spleen (T. Rose) xiv, 276
- in a new-born infant, case of, with remarks and reference to cases of fracture of the skull before birth and during labour (C. West) xxviii, 397, 404
- analysis of cases (P. Hewett) xxxvi, 335

FRACTURE of the CRANIUM (*continued*)

- of the base of the cranium (P. Hewett) xxxvi, 336
- ditto, effusion of blood into the orbit and eyelids as diagnostic of (P. Hewett) xxxvi, 340
- of the occipital bone extending to the foramen magnum, case of, in which that bone was trephined and the dura mater of the cerebellum punctured, with recovery (A. C. Hutchison) ii, 105
- of the FEMUR, see *Femur* (Fracture of)
- see also below (Ununited, &c.)
- of the FIBULA (W. Lawrence) xvii, 58
- see also below (Ununited)
- of the HUMERUS, see below (Compound, Ununited, &c.)
- of the bones of the LEG, on section of the tendo achillis in some cases of (C. De Morgan) xxxiii, 17
- compound, of the OLECRANON, case of (H. Earle) xix, 252, 255
- of the OS CALCIS, notes of a case (G. G. Gascoyen) xxxix, 282
- of the OS PUBIS, case of, successfully treated (H. Coates) xi, 270
- of the PATELLA, transverse (J. Hutchinson) lii, 327
- of the PELVIS, cases of (J. Swan) xii, 520
- cases and observations on (H. Earle) xix, 249
- and distortion, with dislocation of the femur (C. H. Moore) xxxiv, 107
- of the coracoid-process of the SCAPULA in dislocation of humerus (J. F. South) xxii, 100
- ditto (J. M. Arnott) xxii, 109
- ditto (T. Holmes) xli, 447
- of the SPINE, case of, with dissection (W. R. Barlow) xvii, 115
- death from (A. Johnson) xxxiv, 56
- of the TIBIA, see *Tibia* (Fractures of), and below (Compound and Ununited)
- of the VERTEBRÆ, remarks on (Sir B. Brodie) xx, 120
- of four cervical, with dislocation, produced by slight and unusual cause, and resulting in immediate death (G. G. Gascoyen) xxxix, 277
- COMPOUND, observations on, with cases in which the limbs were saved by the removal of large portions of the cylindrical bones (J. Dunn) xii, 167
- contributions to the subject of, being an analysis of 302 cases (T. Bryant) xliv, 19
- Analysis and causes of death, 20; of the thigh, 21; of the leg, 24; of the arm, 27.
- of the olecranon, case of (H. Earle) xix, 252, 255
- of the patella, case, with an analysis of 69 cases of that injury (A. Poland) liii, 49
- of the tibia, followed by trismus (J. Parkinson) ii, 298

FRACTURE (*continued*)

GUN-SHOT, recent, and other, the application of sutures to bone in, with cases (B. Howard) xlvi, 245

SPONTANEOUS, two cases of fracture of the femur, concurring with cancer in the breast in both instances (T. Salter) xv, 186

— case of, of the fifth right rib and left femur, the bladder being at the same time affected with carcinomatous ulceration (S. Cooper) xvii, 51

— case of, in mollities ossium (T. B. Curling) xx, 356

— two cases of, in mollities ossium (S. Solly) xxvii, 441, 446

UNUNITED, case of compound fracture of the tibia and fibula, in which, after union of the bones, reabsorption took place during an attack of erysipelas (J. Wardrop) v, 358

Case of, of the femur, in which a seton was introduced between the extremities of the bone, 365; Dr. Physick's case of, of the arm, cured by the introduction of a seton, quoted, 380.

— case of, of the femur, treated by seton (Sir B. Brodie) v, 387

— case of, of the femur, cured by sawing off the ends of the bone (G. Rowlands) ii, 47

— of the femur, cured by the introduction of a silver wire between the fractured extremities (— Sommè) xvi, 36

— case of, of the humerus, successfully treated by seton (J. Stansfield) vii, 103

— cases of, of the humerus, treated by seton and the application of caustic potash (H. Earle) xii, 190

— of the tibia, in a case of gun-shot, in which a seton was successfully employed (J. Boggie) vii, 333

— cases of, successfully treated (W. B. Page) xxxi, 135

Case of, of the radius and ulna, cured by the removal of the fractured extremities at the end of thirty-four weeks, 135; of the tibia and fibula, cured by the introduction of a seton at the end of eight months, 141; of the tibia and fibula at the end of nine months, by perfect quietude of the limb for three months, 143; of the tibia and fibula, under the administration of mercury, 145.

— on a new operation for obtaining union of, with remarks on its application to certain cases of recent fracture (E. R. Bickersteth) xlvii, 113

NON-UNITING, notes respecting (G. W. Callender) li, 143

Causes to which attributed: want of rest, age, pregnancy, syphilis, 144-7; instances of refracture, 149; varieties of non-uniting fracture, 151; injurious effects of long-standing non-union, 153; conclusions, 161.

RE-FRACTURE of bone (F. C. Skey) xlii, 23

- FRAGILITAS OSSIUM**, observations on (T. B. Curling) **xx, 336, 364**
- FRAGILITAS** and **MOLLITIES OSSIUM**, case of, accompanied with urine strongly charged with animal matter (W. Macintyre) **xxxiii, 211**
- FRANCE**, statistics of the prisons and hulks of (W. Baly) **xxviii, 124, 209, et seq.**
- FROGLEY, R. A.**
Two cases of osteo-sarcoma of the thigh-bone, requiring amputation of the limb in both instances **xxvi, 133**
- FRYER, —**
Case of extravasation of bile into the cavity of the abdomen from rupture of the liver or gall-bladder **iv, 333**
- FULLER, Henry William, M.D.**
Five cases of tracheotomy in croup, with remarks on certain points connected with the operation, &c. **xl, 39**
On the administration of belladonna, and on certain causes which modify its action **xlii, 289**
On excess of urea in the urine as a guide to the diagnosis and treatment of certain forms of dyspepsia and nervousness **li, 45**
- FUMIGATION, MERCURIAL**, in the treatment of syphilis (H. Lee) **xxxix, 339**
- FUNGOUS CANCER** of the face of old persons, account of (C. Hawkins) **xxi, 78**
- FUNGOUS ERUPTION**, not of venereal origin, curable by mercury, history of a (W. Wallace) **xiii, 469**
- FUNGUS HÆMATODES**, remarks on the anatomical characters of (T. Hodgkin) **xv, 293; xxvi, 242**
cases of, with observations (G. Langstaff) **iii, 277; viii, 272; ix, 297**
Case of, in the shoulder and axilla, &c., **iii, 277**; in the leg, &c., **viii, 273**; in the urinary bladder, liver, and lungs, **279**; in the lungs and uterus, **283**; in the liver, **288, 291**; in the kidney, **293-4**; case of, in the lungs, **ix, 298**; in the liver without the disease appearing in any other part of the body, **302**; case of, affecting the external part of the body and most of the abdominal and thoracic viscera, **306**; case of, on the external part of the body, and in the lungs, **314**; case of, excited by cancer scroti, **316**; case of, excited by a carcinomatous affection of the penis, **322**.
- two cases of analogous affections (W. Lawrence) **viii, 306**
case of, in the brain (J. Hunter, jun.) **xiii, 88**
of the testis **xxxvi, 454**
See also *Encephaloid Disease*

FURNER, Edmund J.

Cure of axillary aneurism on the right side, for which the subclavian artery was successfully tied, the left subclavian having been ligatured about three years previously, li, 163

GAIRDNER, W. T., M.D.

The inspiratory theory of emphysema referred to (W. Jenner) xl, 27

On contraction of the pupil as connected with intra-thoracic aneurism, &c., referred to (John W. Ogle) xli, 412, 415

GAIRDNER, W. T., M.D.

Case of aneurism of the thoracic aorta, which opened into the trachea and left bronchus, with hæmoptysis four years and eight months before death, &c. xlii, 189

GALL BLADDER, adhering to the duodenum, with a communicating aperture, in a case of biliary calculus of extraordinary size passed per anum (T. Brayne) xii, 255
 appearance of the, in cases of fungus hæmatodes of the liver (G. Langstaff) viii, 290, 291
 cases of obliteration of the common duct, from disease of the pancreas and duodenum (R. Bright) xviii, 8, 12, 31
 case of rupture of the, with laceration of the liver, caused by external violence (W. Fergus) xxxi, 47
 See also *Bile* and *Liver*

GALL STONES, see *Calculi* (Biliary)

GALLIC ACID, treatment of chylous urine by (Bence Jones) xxxvi, 89

GALVANISM, effect of, in a case of exposure to the vapour of burning charcoal (W. Babington) i, 85
 experiments with, to ascertain if the circular fibres of the bronchial tubes be muscular or not (G. Budd) xxiii, 55

Reference to experiments on the same subject, 57.

effects of, upon the muscles of paralysed limbs (M. Hall) xxii, 203; xxxi, 149

on the excitability of the muscles of paralysed limbs by, in comparison with the corresponding muscles of healthy limbs (R. B. Todd) xxx, 207

— ditto, additional experiments (R. B. Todd) xxxvi, 459

on its action upon the contractile structure of the gravid uterus, and its remedial powers in obstetric practice (F. W. Mackenzie) xli, 157

case of profuse hæmorrhage in early months of pregnancy successfully treated by (F. W. Mackenzie) xli, 167

placental presentation treated by (F. W. Mackenzie) xli, 173

- GANGLION** of the fifth nerve, case of a large tumour developed in the substance of the, &c. (J. Dixon) . . . xxix, 131
- GANGLIONIC** character of the arachnoid membrane of the brain and spinal marrow, memoir on the (G. Rainey) . . . xxix, 85
- GANGLIONIC SYSTEM**, on the accidents which have their chief seat in the, and of the influence of disease of the, on the cerebral and true-spinal systems (M. Hall) . . . xxiv, 98
- See also *Nerve* (Sympathetic)
- GANGRENE**, case of dry, occurring in an individual affected with hydrometra (A. T. Thomson) . . . xiii, 170
- remarkable case of dry, in a child (S. Solly) . . . xxii, 253
- termination of the foregoing case . . . xxiii, 237
- cases of amputation for, with remarks on traumatic gangrene (W. Lawrence) . . . vi, 184-189
- notice of a case of, in which it seemed to promote recovery from an attack of tetanus (M. A. Burmester) . . . xi, 390
- as a result of injury of the spinal cord, observations on (Sir B. Brodie) . . . xx, 148
- of the arm, from plugging of arteries by fibrin . . . xxxv, 304
- of the cheek, and efficacy of chlorate of potash in the treatment of, with cases (H. Hunt) . . . xxvi, 142
- pale dry, in the foot, case of, from an injury to the blood-vessels of the extremity (T. W. Chevalier) . . . xiii, 17
- of lower extremities, following extensive arterial obstruction from separated cardiac vegetations (S. J. Goodfellow) . . . xlv, 367
- See also *Mortification*
- GANT, Frederick James**
On excision of the joints for disease, and specially of the knee, hip, and elbow, with the histories of twenty typical cases, and their results . . . liii, 97
- GARROD, Alfred Baring, M.D.**
Observations on certain pathological conditions of the blood and urine in gout, rheumatism, and Bright's disease . . . xxxi, 83
- Case of chronic hiccup and vomiting; discovery of oxalic acid in the blood . . . xxxii, 171
- On the blood and effused fluids in gout, rheumatism, and Bright's disease . . . xxxvii, 49
- On gout and rheumatism: the differential diagnosis and the nature of the so-called rheumatic gout . . . xxxvii, 181

GARROD, Alfred Baring, M.D. (continued)

On a successful method of treating acute rheumatism by large and frequent doses of bicarbonate of potash

xxxviii, 111

Therapeutic communications: 1. On the influence of liquor potassæ, and other caustic alkaline solutions, upon the therapeutic properties of henbane, belladonna, and stramonium

xli, 53

— No. 2, ditto

xli, 61

Researches on Gout: 1. The urine in the different forms of gout

xli, 325

— 2. The influence of colchicum upon the urine

xli, 348

GAS, COAL, poisonous effects of, upon the animal system (C. J. B. Aldis)

xlvi, 99

— ditto, additional experiments (ditto)

xlvi, 107

GASCOYEN, George Green

Case of fracture of four cervical vertebræ, with dislocation, and immediate death; with notes of a case of fracture of the os calcis

xxxix, 277

Cases of iritis occurring in syphilis treated with mercury, with remarks on this form of iritis

lii, 265

See *Lane and Gascoyen*, Report on Syphilisation

GASTRITIS, observations on a vascular appearance of the stomach frequently mistaken for (J. Yelloly)

iv, 374; xx, 1

GASTROCNEMIUS EXTERNUS, on laceration of the fibres of the (J. Wardrop)

vii, 278

GASTROCNEMIUS TENDON, on dividing, to facilitate reduction in dislocation of astragalus (G. Pollock)

xlii, 39

GASTROTOMY, expediency of having recourse to, in intestinal obstructions discussed (B. Phillips)

xxx, 19

Opinion of different authors, 19-21, *et seq.*; results of, in numerous cases, referred to, 22, *et seq.*; when justifiable, 35.

case of internal strangulation of intestine relieved by (G. Bird and J. Hilton)

xxx, 51

case of, for the relief of obstruction of the bowels (R. Druitt)

xxx, 245

case of, in an instance of obturator hernia simulating intestinal obstruction within the abdomen (J. Hilton)

xxx, 323

See also *Amussat's Operation, Anus (Artificial), Colotomy, Intestines*

for extra-uterine gestation, case of (J. Adams)

xliv, 1

- GELATINE** of the blood, review of the different opinions entertained respecting the, and found not to exist in the blood (J. Bostock) i, 47
 "The blood contains no gelatine" (J. Berzelius) iii, 233
- GELATINIFORM CANCER**, see *Colloid Cancer*
- GENDRIN**, A. N.
 Experiments on deposit of fibrin on the lining membrane of veins, referred to (H. Lee) xxxv, 187
- GENERATION**, experiments respecting the physiology of (J. Blundell) x, 245
 See *Conception, Fœtus, Impregnation*
- GENERATION**, ORGANS of, of the female Hottentot, description of some peculiarities in the structure of the (W. Somerville) vii, 154
 — of the rabbit, description of the, with reference to experiments on the physiology of generation (J. Blundell) x, 247
 — arrangement of the muscular substance in (G. V. Ellis) xxxix, 327
 — MALFORMATIONS, remarks on (W. Lawrence) v, 181
 — case of congenital imperfection (E. H. Greenhow) xlvii, 195
 — of an hermaphrodite sheep (W. S. Savory) xlii, 63
 — DISEASES of, observations on malignant (B. Travers) xvii, 324
- GENEVA**, vital statistics of the Penitentiary of (W. Baly) xxviii, 124, 210
- GEORGE'S (St.) HOSPITAL**, see under *Hospitals*
- GEEVIS**, *Henry*
 Account of a singular and fatal disease, occurring in several persons in the same hamlet ii, 236
- GESTATION**, see *Fœtus, Pregnancy*
TUBAL, on the membrana decidua which surrounds the ovum in cases of (R. Lee) xli, 137, 153
 — additional case xliii, 1
 — description of preparations of, in the St. Bartholomew's and Guy's Hospitals' museums (R. Lee) xli, 146-52
 — account of a fresh dissection of a preparation described by Dr. John Clarke in 1798 (T. Holmes) xliii, 373
 — see *Pregnancy (Extra-uterine)*
- GIANT**, relative proportions of the skeleton of a, contrasted with that of a dwarf (A. Shaw) xvii, 472

GIBB, George Duncan, M.D.

Remarkable instance of a growth springing from the epiglottis, successfully removed with the aid of the laryngoscope xviii, 1

GIBBS, Harry Leake, M.D.

Account of a case of axillary aneurism, in which the operation of tying the subclavian artery was successfully performed xii, 531

GIBRALTAR, account of the epidemic fever which occurred at, in 1804, 1810, and 1813 (J. D. A. Gilpin) v, 303

GIBSON, F. W., M.D.

On the condition of the urine in three cases of epilepsy, 1, 75

GIEGER'S discovery of the effects of caustic alkalies on henbane, &c. (notice) xli, 55

GILDER, S.

Case of vaccine disease and measles existing at the same time in the same individual xii, 186

GILLMAN, James

Fatal case of scald of the throat, from drinking boiling water from the spout of a tea-kettle xii, 8

GILPIN, Joseph D. A., M.D.

Communications on the epidemic fever which occurred at Gibraltar in the years 1804, 1810, and 1813 v, 303

GILBOY, Peter, M.D.

Case of a foreign body lodged in a bronchus, referred to (J. G. Forbes) xxxiii, 15

GLANDERS, in the human subject, cases of (J. Elliotson)

xvi, 171

Acute, in the horse and ass, 192; inoculation of an ass with matter from the human subject, 195; chronic, symptoms of, in the horse, 203; cases of, in the human subject, quoted, 182, 190, 199, 214; generation of, in the horse, under peculiar circumstances, without contagion, 216.

additional facts respecting glanders in the human subject (J. Elliotson) xviii, 201

beneficial effects of a weak solution of creosote in chronic cases (J. Elliotson) xix, 237

GLANDS, observations on the parenchyma of (J. Toynebee)

xxix, 304

ABSORBENT, on some morbid appearances of, with numerous cases and dissections (T. Hodgkin) xvii, 68

BRONCHIAL, observations on diseases of the (J. C. G. Tice)

xxvi, 19

GLANDS, BRONCHIAL (*continued*)

- on the presence of black matter in the (W. Thomson)
 xx, 280; xxi, 350
- CERVICAL, incidental remarks on malignant diseases of the
 (B. Travers) xvii, 364
- case of large glandular tumour in the neck, removed by
 operation (J. P. Vincent) xii, 247
- LYMPHATIC, of the abdomen, case of gelatiniform cancer of
 the peritoneum, involving the (E. Ballard) xxxi, 119
- MAMMARY, see *Breast*
- SUB-MAXILLARY and sub-lingual, on malignant disease of
 (B. Travers) xvii, 302
- MESENTERIC, incidental remarks on disease of the, in children
 (C. Gregory) xi, 258, *et seq.*
- morbid appearances observed in the (T. Hodgkin)
 xvii, 68, *et seq.*
- involved in a case of gelatiniform cancer of the peritoneum
 (E. Ballard) xxxi, 119
- SALIVARY, remarks on disease of the, and on their indurated
 condition in malignant disease of the mouth and tongue
 (B. Travers) xvii, 301
- SEBACEOUS, on the pathology of certain disorders of the (E.
 Wilson) xxvii, 52
- of the STOMACH, contributions to the pathology of (Wilson
 Fox) xli, 361

Recent or acute catarrh, 363; increase of connective tissue, 370;
 thickening of membrana limitans, 373; pigmentary deposit, 375;
 cystic degeneration of glands, 376; fatty degeneration, 381; table
 of cases, 392.

See *Parotid, Prostate, Thyroid, &c.*


- GLAUCOMA, on some points in the pathology and morbid ana-
 tomy of (J. W. Hulke) xli, 111
- and its surgical treatment by iridectomy (J. W. Hulke)
 xliii, 247


Prodroma, acute and chronic glaucoma, 248-50; ophthalmoscopic
 signs, 251; glaucomatous process, 252; treatment, Graefe's plan, &c.,
 255; alleged objections, 260.


- GLOBULES, albumen and fibrin in the blood, of the second or
 lymphatic stage of cholera, amount of (B. D. Thomson),
 xxxiii, 74; in the biliary stage 87

- GLOTTIS, inflammation and œdema of the, cases of, with exami-
 nation after death (J. R. Farre) iii, 84, 86
- further observations on the condition of the, in cynanche
 laryngea (J. R. Farre) iii, 324
- dissection of a case of inflammation of the (E. Percival)
 iv, 307









GLOTTIS (*continued*)

- observations and cases of disease of the (W. Lawrence) vi, 221, *et seq.*
 condition of the, in cases of children who had attempted to
 drink boiling water from the spout of a tea-kettle (M.
 Hall) xii, 2
 — ditto (E. Stanley) xii, 8
 See also *Larynx* and *Laryngitis*

GOELIS, L. A.

- On croup, referred to (J. Wood) xvii, 189

GOITRE, see *Bronchocele*

- GONORRHEA**, on the use of cubeb, or Java pepper, as a
 remedy for (S. D. Broughton) xii, 99
 fatal character of, as a complication of smallpox (J. F. Mar-
 son) xxxvi, 363
 cases of paraplegia associated with (W. W. Gull) xxxix, 195
 constitutional infection of syphilis simulating (J. A. Mars-
 ton) xlv, 425

GONORRHEAL OPHTHALMIA, see *Ophthalmia*

GOOCH, Robert, M.D.

- Circumstances in which uterine hæmorrhage may occur,
 though the uterus feels contracted in the ordinary degree
 xii, 152
 On puerperal peritonitis, referred to (R. Lee) xvi, 451

GOODFELLOW, Stephen Jennings, M.D.

- Two cases of empyema illustrating the advantage of adopting
 the plan of drainage in the operation of paracentesis in
 that disease xlii, 231
 Two cases of extensive arterial obstruction from separated
 cardiac vegetations, followed by gangrene of the lower
 extremities and death xlv, 367

GOODLAD, William

- History of a tumour successfully removed from the face and
 neck, by previously tying the carotid artery vii, 112
 Additional observations on the foregoing case viii, 577

GORDON, James Alexander, M.D.

- Case of tumour in the anterior mediastinum, containing bone
 and teeth xiii, 12

GORDON, Samuel, M.B.

- Case in which the operation of trephining of the spine was
 performed xlix, 21

GOBEE, —

Case of strangulated exomphalos, successfully operated on fifty hours after parturition xii, 570

GOUT, researches on (W. Budd) xxxviii, 233

Granular and crystalline deposits in diseased cartilage, 234-38; urate of soda, 238; disappearance of gouty matter, 239; chemical and microscopical analyses, 241-5; hippuric acid in blood, 243.

observations on certain pathological conditions of the blood and urine in (A. B. Garrod) xxxi, 83

on the blood and effused fluids in; second communication (A. B. Garrod) xxxvii, 49

oxalate of lime in the urine in cases of (H. B. Jones) xxvii, 146

on gouty concretions (J. Moore) i, 112

researches on. Part I. The urine in the different forms of gout (A. B. Garrod) xli, 325

— Part II. The influence of colchicum upon the urine (A. B. Garrod) xli, 348

on a new method of treating concretions of (by benzoic acid) (A. Ure) xxiv, 30

on the use of tobacco as a local application in (J. Vetch) xvi, 356

GOUT, RHEUMATIC, the nature of the so-called (A. B. Garrod) xxxvii, 181

— the differential diagnosis of gout and rheumatism (A. B. Garrod) xxxvii, 181

Tables: articular affections with uric acid in blood, 185; no uric acid in blood, 200; connected with urethral inflammation, 209; non-articular affections, 210; analysis of tables, 211; uric acid in blood the distinguishing diagnostic sign of gout from rheumatism, 219.

— and Bright's disease, pathological conditions of the blood, urine, and effused fluids in (A. B. Garrod)

xxxvii, 49

GOYRAND, cases of imperforate anus, &c. (quoted) xliii, 288, 308**GRAAFIAN VESICLES, description of (R. Lee) xxii, 329**

— formation of ovarian tumours from (W. Fox) xlvii, 237

GRÄFE, A von

Discoveries relative to glaucoma (notice) (J. W. Hulke)

xli, 112

discovery and plan of iridectomy (J. W. Hulke)

xliii, 247, 256

GRAHAM, Robert, M.D.

Case of obstructed aorta

v, 287

GRAHAM, Thomas

Case of mortification of the uterus, occurring a few hours after delivery, with remarks vi, 601

GRANADA, visit to the Leper Hospital at (J. Webster) xliii, 27

GRANULAR or amorphous matter of adventitious structures, description of (T. Hodgkin) xxvi, 252

GRANULAR DEGENERATION of the voluntary muscles (E. Meryon) xlix, 45
See also *Degeneration*

GRASS (S.)

Case of chronic white fibro-serous discharge from the skin (A. B. Buchanan) xlvi, 67

GRAY, Henry

Account of a dissection of an ovarian cyst which contained brain xxxvi, 433

On myeloid and myelo-cystic tumours of bones, their structure, pathology, and mode of diagnosis xxxix, 121

GREATREX, Edward, and W. T. C. ROBINSON

Case of aneurism of the popliteal artery, cured by compression of the femoral artery xxviii, 39

GREEN, Joseph Henry

Case of the extraction of a living foetus from a woman killed by violence xii, 46

GREEN, P. Hennis, M.B.

Observations on tubercle of the brain in children, &c. xxiv, 192

A tabular view of the seat of tubercle in 180 cases of tubercle of the lungs in children, with remarks on pulmonary phthisis in the young subject xxvii, 351

GREENHOW, Edward Headlam, M.D.

On brass-founders' ague xlv, 177

Case of congenital imperfection of the mammæ, sexual organs, sternum and heart, in a woman aged twenty-two years xlvii, 195

GREENHOW, T. M.

Case of the removal of a diseased ovary, terminating fatally on the seventh day after the operation xxvii, 88

GREGORY, George, M.D.

Observations on the scrofulous inflammation of the peritoneum occurring in children, and frequently denominated marasmus xi, 258

GREGORY, George, M.D. (continued)

- Case of malformation of the heart xi, 296
 A case of chorea successfully treated by arsenic xi, 299
 Cursory remarks on smallpox, as it occurs subsequent to
 vaccination xii, 324
 Notes of a case of hydrophobia, with some remarks on the
 pathology of that disease xiii, 254
 Notices of the occurrences at the Smallpox Hospital, London,
 during the year 1838 xxii, 95
 Observations on vaccination and smallpox, more especially
 with reference to the theory of vaccine influence, and the
 relation subsisting between the cicatrix and the character
 of the consecutive variola xxiv, 15
 Notes of a case of petechial cow-pox, with observations on
 the development of the hæmorrhagic diathesis xxv, 253

GRIFFITH (J. W.), M.D.

- On torulæ in diabetic urine, referred to (A. H. Hassall)
 xxxvi, 23

GRITTI'S mode of amputation, reference to (W. Stokes) liii, 175-9

- GROIN**, history of a case in which a calculus was voided from a
 tumour in the (T. Copeland) iii, 191
 remarks on malignant diseases of the glands of the, and case
 of scirrhus cancer of the (B. Travers) xvii, 364, 365
 osseous tumour in the, case of (B. Travers) xvii, 401
 case of tumour in the, from encephaloid disease of unde-
 scended testis, &c. (J. M. Arnott) xxx, 9
 operation at the, relieving obstruction of the colon (J. Luke)
 xxxiv, 263

See *Aneurism* (Inguinal)

GROWTHS, MORBID, on difficulties in the diagnosis between malignant and innocent (W. Lawrence) xvii, 30

Productions of dissimilar character may be combined in one morbid
 growth, 34; case of a tumour of mixed character, 35.

- case of preternatural growth in the lining membrane,
 covering the trunks of the vessels proceeding from the
 arch of the aorta (J. Yelloly) xii, 565
 — remarkable, springing from epiglottis, removed with the
 aid of the laryngoscope (G. D. Gibb) xlviii, 1
 — from the upper jaw, difficulties of diagnosis of (P. Hewett)
 xxxiv, 43
 — seven cases of removal of, from vocal cords, by aid of the
 laryngoscope (G. Johnson) li, 173
 papillary, villous, and glandular, in ovarian cysts (W. Fox)
 xlvii, 246-69

- GUANACO, or wild lama, on the blood-corpuscles of the (G. Gulliver) xxiii, 24
- GUARDS, medical history of the first battalion of the first regiment of Foot, during the winter of 1812-13 (J. Bacot) vii, 368
- GUERIN
 On twisting of the vertebræ in lateral curvature (notice) xxxvii, 179
- GULL, W. W., M.D.
 Cases of phlebitis with pneumonia and pleurisy from chronic disease of the ear xxxviii, 157
 Cases of paraplegia associated with gonorrhœa and stricture of the urethra xxxix, 195
- GULL, William W., M.D. and Henry G. SUTTON, M.B.
 Remarks on the natural history of rheumatic fever lii, 43
- GULLIVER, George
 On necrosis, an experimental inquiry into the agency ascribed to the absorbents in the removal of the sequestrum, with some observations concerning the adhesion of living to dead bone xxi, 1
 On the softening of coagulated fibrine xxii, 136
 Observations on the blood-corpuscles and pus-globules in certain animals xxiii, 20
 Observations on the structure of the entozoa belonging to the genus cysticercus xxiv, 1
 On fatty degeneration of the arteries, with a note on some other fatty degenerations xxvi, 86
- GUMPRECHT, T., M.D.
 On the use of lactuca virosa in hooping-cough vi, 608
- GUMS, effect produced upon the, by the absorption of lead (H. Burton) xxiii, 63
 on tumours of the (R. Liston) xx, 167, *et seq.*
- GUN-SHOT, see *Wounds* (Gun-shot)
- GUN-SHOT FRACTURES, see *Fractures*
- GUSTATORY NERVE, see *Nerve* (Gustatory)
- GUTHRIE, George James
 Case of a wound of the peroneal artery successfully treated by ligature vii, 325
 Observations on the treatment of the venereal disease without mercury viii, 545
 Remarks on the diagnosis, and on the inversion of the foot in fracture of the neck and upper part of the thigh-bone xiii, 108

HABERSHON, S. O., M.D.

- On the etiology and treatment of peritonitis xliii, 5
 Clinical observations illustrating the effects produced by the
 implication of branches of the pneumogastric nerve in
 aneurismal tumours xlvii, 35
 Acute poisoning by phosphorus, jaundice, death on the
 fifth day; fatty degeneration of the liver, kidneys, gastric
 follicles, pancreas, heart, &c. l, 87

HABERSHON, S. O.

- On preparations of mucous membrane for the microscope
 (notice) xli, 362

HADWEN, Samuel

- History of a case of popliteal aneurism, with observations
 xxi, 318

**HÆMATEMESIS, instances of, from acute ulceration of the
duodenum, in cases of burn (T. B. Curling)**

- xxv, 260, *et seq.*
 tabular statement of seventy-two cases of, with remarks
 (Handfield Jones) xliii, 353

HÆMATOCELE, observations on (B. Travers) . . . xvii, 332

- very large, of the spermatic cord, proving fatal after ten years,
 case of (W. Bowman) xxxiii, 233
 very large, of the tunica vaginalis, terminating fatally (T. B.
 Curling) xxxiii, 241

HÆMATOSINE, chemical properties of (J. Berzelius) iii, 208

Inquiry into the influence of iron contained in, in producing its
 colour, 213.

HÆMATURIA, ENDEMIC, of the Cape of Good Hope (J. Harley)
xlvi, 55

Symptoms, 57; condition of urine, 58-9; description of its cause,
 the parasite *Bilharzia Capensis*, 59-63; G. Dunsterville's description
 of the disease and its cause, 64; treatment, 67; distribution of the
 disease, 69.

- ditto; second communication (J. Harley) . . . lii, 379

Additional reports from Mr. Dunsterville, 379; prevalence of the
 disease in Natal, 382.

- on INTERMITTENT, with remarks upon its pathology and treat-
 ment (G. Harley) xlviii, 161

- notes of four cases of (W. H. Dickinson) . . . xlviii, 175

**HÆMOPTYSIS, remarks on the probable connection of, with the
presence of intestinal worms, and cases of the coincidence
(N. Rumsey)** ix, 389, 485

HÆMOPTYSIS (*continued*)

remarks on the occurrence, relative frequency, &c., of, in
 phthisis (T. Thompson) xxxiii, 347
 four years before death, in a case of aneurism of thoracic
 aorta (W. T. Gairdner) xlii, 189

HÆMORRHAGE, results of observations on the effects of (M.
 Hall) xiii, 121

Immediate effects of loss of blood, 123; remote or cumulative
 effects, 126.

an experimental investigation of the effects of loss of blood
 (M. Hall) xvii, 250

Of syncope, 252; of excessive reaction, 255; of sinking, 259; of
 dissolution, 260; of the organic changes, 262; of the circulation,
 265; practical applications, 266.

from arteries, account of some experiments on the use of
 styptics in (C. Hawkins) xvii, 121

on the source of, &c., into the cavity of the arachnoid (P.
 Hewett) xxviii, 45, 79

case of, from a wound in the face, for which the common
 carotid artery was tied with success (C. Collier) vii, 107

— from a penetrating wound of the neck, successfully treated
 by ligature of the common carotid (F. Le Gros Clark)

xxx, 15

— from a punctured wound of the posterior tibial artery,
 which was tied with success in the upper third of its
 course (J. M. Arnott) xxix, 43

— fatal, from the extraction of a tooth, and for which the
 carotid artery was tied (R. Blagden) viii, 224

— fatal, from ulceration of the internal jugular vein commu-
 nicating with an abscess (W. Bloxam) xxvi, 112

— fatal, from the communication of a large branch of the
 pulmonary artery with an abscess in the lungs (W. Crow-
 foot, jun.) xxvi, 154

— from an ulcerated opening in the arch of the aorta commu-
 nicating with an abscess in the neck, which did not
 prove fatal in less than forty-eight hours (G. Busk)

xxix, 297

from acute ulceration of the duodenum, in cases of burn,
 instances of (T. B. Curling) xxv, 260, *et seq.*

on the TORSION of arteries as a means of arresting (T.
 Bryant) li, 199

SECONDARY, on the causes of, with experiments (B. Travers)

iv, 438

Fatal case of, from a wound in the ham, with dissection, 451.

— remarks on the occurrence of, after flap amputations (R.
 Liston) xxiv, 169

HÆMORRHAGE, SECONDARY (*continued*)

- remarks on wounded arteries, secondary hæmorrhage, and false aneurisms (R. Liston) xxix, 107
 - fatal, after ligature of carotid artery for a large aneurism (H. Coates) xi, 277
 - after the application of a ligature to the superficial femoral artery, for popliteal aneurism, for which amputation was performed, and ultimately the external iliac tied, with recovery (S. Hadwen) xxi, 318
 - fatal, after ligature of common iliac (Sir P. Crampton) xvi, 157
 - fatal, after ligature of subclavian artery (C. Mayo) xii, 12
 - after ligature of subclavian artery, attended with some peculiar circumstances (J. C. Warren) xxix, 25
 - from a gun-shot wound in the leg, successfully treated by ligature of the peroneal artery (G. J. Guthrie) vii, 325
 - from a wound of the posterior tibial artery and vein, with great extravasation and separation of the muscles of the calf from those on the tibia and fibula, and for which amputation became necessary (W. Lawrence) xxix, 52
 - singular case of, from a contusion of the leg (W. Lawrence) xxix, 53
 - UMBILICAL, fatal case of, in an infant ten days old, the mother having lost two children before under similar circumstances (G. Pout) xii, 183
 - UTERINE, on the commencement and during the progress of labour, due to an irregularity in the shape and attachment of the placenta (Sir C. Bell) iv, 358
 - circumstances in which it may occur, to an alarming extent, though the uterus feels contracted in the ordinary degree (R. Gooch) xii, 152
- Danger of, in persons prone to syncope, 158; from extraordinary force of the circulation, 156; remarks on the treatment of, occurring after the removal of the placenta, 164.
- in early months of pregnancy, successfully treated by galvanism (F. W. Mackenzie) xli, 167
 - from inversion of the uterus, case in which transfusion was successfully performed (J. Soden) xxxv, 413
 - in cases of Cæsarean section xxxiv, 75
 - observations on the use of opium in (D. Stewart) iv, 361

HÆMORRHAGIC DIATHESIS, observations on the development of the (G. Gregory) xxv, 253
 on a case of (W. M. Baker) xlviii, 205

HAIR, imperfectly developed, two cases of (J. Thurnam) xxxi, 71
 on ovarian cysts containing (R. Lee) xliii, 98
 contained in a large ovarian cyst (J. Abernethy) i, 85
 found in the urinary bladder and left ovarium, and in a cyst
 communicating with the bladder, which also contained a
 tooth imbedded in a portion of bone resembling an alveolar
 process (E. Phillips) ix, 427
 case of, voided through the urinary passages (W. Henry) x, 142

Difference of, from ordinary hair, 143.

case of a ring-shaped calculus formed upon a hair in the
 bladder, which was extracted through the umbilicus, the
 urachus having remained open (T. Paget) xxxiii, 293

Reference to two examples of calculous matter deposited on hairs,
 295.

HAKE, T. G., M.D., and W. E. IMAGE

Anatomical and pathological description of a tumour of the
 left mamma xxx, 109

HALL, Marshall, M.D.

A case of chronic inflammation of the larynx, in which
 laryngotomy and mercury were successfully employed x, 166, 423

Four cases of children who had attempted to drink boiling
 water from the spout of a tea-kettle, with observations on
 the seat and treatment of the effects of this accident, xii, 1

On the effects of loss of blood xiii, 121

An experimental investigation of the effects of loss of blood xvii, 250

Memoirs on some principles of pathology in the nervous
 system.—Memoir I, xxii, 191; memoir II, xxiii, 121; me-
 moir III, xxiii, 168; memoir IV xxiv, 83

On the irritability of the muscular fibre in paralytic limbs xxxi, 149

and *John HIGGINBOTTOM*, cases of destructive inflam-
 mation of the eye, and of suppurative inflammation of the
 integuments, occurring in the puerperal state, and appa-
 rently from constitutional causes xiii, 189

HALL, O. Radclyffe, M.D.

On pulse-breath xlv, 167

HALLER

On the weight of the brain, referred to (J. Sims) xix, 350

- HALMAGRAND and TALBICH**
Experiments on the efficacy of a new styptic discovered by,
referred to (C. Hawkins) xvii, 121
- HAMILTON, Sir William**
On the weight of the brain, referred to (J. Sims) xix, 351
- HAMMOND, —**
On the destruction of the foetal brain xii, 308
- HAND, observations on the tactile sensibility of the (E. Ballard)**
xlv, 225
Method of experiment, 226; the hand as a whole, palmar and dorsal
surfaces, 228; proximal and distal portions, 230; lateral halves,
237-44; central and lateral parts, 245; fingers, 249; thumb, 259;
general summary, 269; tables, 275.
scirrhous cancer of the, case of (B. Travers) xvii, 367
cases of contraction of the, from burns, treated by the re-
moval of the cicatrices (H. Earle) vii, 406
DEFORMITY of the hands, hereditary through five generations
(H. Dobell) xlvi, 27
case of a woman with three hands, illustrated by analogous
malformations in the lower animals (J. J. Murray)
xlvii, 29
symmetrical monstrosity of the hands, and symmetrical dis-
tortion from rheumatism (W. Budd) xxv, 121
- HARE-LIP, observations on (W. Lawrence)** v, 181
— (W. Fergusson) xxviii, 275
See *Palate* (Cleft)
- HARKNESS, J.**
A case of trismus following a contused wound of the head
ii, 286
- HARLEY, George, M.D.**
On intermittent hæmaturia, with remarks upon its pathology
and treatment xlviii, 161
- HARLEY, John, M.D.**
On the endemic hæmaturia of the Cape of Good Hope
xlvii, 55
Second communication on the endemic hæmaturia of the
Cape of Good Hope and Natal lii, 379
On a case of hydatid disease of the liver, and remarks on
the treatment of similar tumours xlix, 79
- HART, Ernest**
Case of popliteal aneurism successfully treated by flexion of
the knee-joint xlii, 205
Note on the application of indices to aneurismal clamps and
other pressure instruments xlvii, 31

HASSALL, Arthur Hill, M.D.

Report on the anatomy of the normal placenta, and its pathological changes xxxiv, 186
 On the development of torulæ in the urine, and on the relation of these fungi to albuminous and saccharine urine xxxvi, 28

HAWKINS, Cæsar H.

Case of inflammation of the substance of the uterus, in appendix to Dr. Lee's paper on uterine phlebitis, xv, 482
 Account of some experiments on the use of styptics in hæmorrhage from arteries xvii, 121
 Cases of sloughing abscess connected with the liver, with some remarks on encysted tumours of that organ, xviii, 98
 Case of aqueous encysted tumour of the kidney, with a supernumerary gland attached to it xviii, 175
 Cases of warty tumours in cicatrices xix, 19
 Remarks on malignant diseases of the skin of the face, xxi, 69
 On a peculiar form of congenital tumour of the neck xxii, 231
 Remarks on the diagnosis of foreign bodies in the larynx
 xxiii, 96
 Cases of cancerous or malignant disease of the spinal column, with remarks xxiv, 45
 Cases of carcinoma of the thyroid gland xxvii, 25
 Case of stricture of the colon, successfully treated by operation, with an analysis of forty-four cases of artificial anus
 xxxv, 85
 Two cases of extensive absorption of the bones of the head, followed, in one of them, by hernia cerebri xxxix, 285

HAWKINS, Charles

Account of a case of calculus in the bladder removed by lithotrity, in which a communication existed between the bladder and intestine xli, 441
 — sequel to ditto xlii, 423
 notes of cases of lithotrity (see Sir B. Brodie, Notes on Lithotrity) xxxviii, 184, *et seq.*

HEAD, on the formation of the bones of the, in the human foetus (J. Howship) vi, 278
 on the form and proportions of the, in rickets (A. Shaw)
 xxvi, 336, 341

In persons above the standard size, 349.

cases of malformation of the (— Burrows) ii, 52
 — ditto (W. Lawrence) v, 165

DISEASES:—

on diseases of the (M. Hall) xxiii, 131
 summary of pathological changes of structure in the, observed after death, in lunatics (J. Webster)
 xxvi, 412; xxviii, 449; xxxii, 152

HEAD, DISEASES (*continued*)

- diseases of the, and of the face, sometimes mistaken for cancer (B. Travers) xv, 253
 remarkable case of tumours developed on the, and on the face, &c. (H. Ancell) xxv, 227
 two cases of extensive absorption of the bones of, followed, in one of them, by hernia cerebri (Cæsar H. Hawkins) xxxix, 285

INJURIES :—

- on the immediate effects of, as indicated by dissection (Sir B. Brodie) xiv, 326
 Treatment of injuries, 376.
 — analysis of cases of, examined after death in St. George's Hospital, 1841-51 (P. Hewett) xxxvi, 321
 Scalp wounds without fracture of the bones, 322; fractures and separation of the sutures, 335.
 — case of injury from the bursting of a gun (— Rogers) xiii, 283
 — remarks on the foregoing case (F. Tyrrell) xiii, 290
 — traumatic aneurism of ophthalmic artery from (T. B. Curling) xxxvii, 221
 — paralysis of the face in consequence of (J. Shaw) xii, 133
 — on affections of the viscera, of the joints and cellular substance, after (J. M. Arnott) xv, 73
 case of contused wound of the head, followed by trismus (J. Harkness) ii, 286
 case of wound of the head, followed by the deposit of a scrofulous tumour in the brain (A. C. Hutchison) iv, 191
 See also *Brain, Cranium*
 successful case of paracentesis capitis (T. Y. Thompson) xlvii, 289

HEADACHE in epilepsy (E. H. Sieveking) xlv, 34

HEALTH, on a cycle in (S. Ringer) xlv, 128

- hourly pulsation and respiration in (E. Smith) xxxix, 35
 comparison of the constitutions of different persons in health and disease (J. Hutchinson) xxix, 245
 comparative, of England and Wales, at different periods, remarks on the (Sir G. Blane) iii, 34
 — of the British navy from 1799 to 1814 (Sir G. Blane) vi, 490

observations on, and the means of preserving the, in the army (Sir J. Macgrigor) vi, 463

See *Diseases, Weather, Season*

HEARING, observations on the physiology of, and on the probability that sound is conveyed by the facial to the auditory nerve (J. Swan) ix, 422; xi, 330

HEARING (*continued*)

- imperfect, from affections of the meatus auditorius externus, remarks on (H. Earle) x, 410
- effects of sebaceous tumours in the external meatus on the organ of (J. Toynbee) xlv, 51
- effects of the disconnection of the incus and stapes on (J. Toynbee) xlix, 147

See also *Deafness, Ear*

- HEART**, on the dilating power of the (A. P. W. Philip) xii, 397
- appearances of the, in animals that die from loss of blood (M. Hall) xvii, 264
 - attenuated and flaccid state of the, and emptiness of its cavities, in cases of sudden death (T. Chevalier) i, 157
 - ditto (J. Sims) xix, 337

MALFORMATIONS :—

- cases of (T. B. E. Fletcher) xxv, 282
- two cases (H. H. Vernon) xxxix, 297

Notices of other recorded cases, 303-5.

- case of, with cyanosis (G. Gregory) xi, 296
- with cyanosis, description of a case of (F. Le Gros Clark) xxx, 113
- ditto, note of a case of (T. B. Peacock) xxxi, 61

— see also *Cyanosis*

- case of, in which death resulted from obstruction in the trunk of the pulmonary artery (T. B. Peacock) xxx, 131

Reference to analogous cases, 186.

- congenital imperfection (E. H. Greenhow) xlvii, 195
- case of transposition of the primary arterial trunks, attended with a similar transposition of the ventricles, with cyanosis (W. H. Walshe) xxv, 1, 9
- case of transposition of the great vessels of the heart (J. Cockle) xlvi, 193

Tables of recorded cases, 200-7; list of authorities, 208.

- case of irregular formation of the heart, accompanied with a supernumerary valve in the pulmonary artery (T. Thompson) xxv, 247
- case of aneurism of the ascending aorta bursting into the right ventricle, with a communication between the two ventricles (T. S. Beck) xxv, 15

DISEASE of :—

- inquiries as to the nutrition of various organs in chronic (J. Clendinning) xxi, 44, 66

Average weight of the heart, 40; weight in various diseases, 59, *et seq.*

- confirmed, of (A. W. Barclay) xxxv, 21
- case of, with great dilatation of the auricles (W. O. Markham) xl, 167

HEART, DISEASE of (*continued*)


- particulars of a remarkable, attended with partial discoloration of the skin (J. Johnson) xiii, 212
- on the effect of, on the movements of respiration (F. Sibson) xxxi, 460
- cases of spasmodic (R. Bright) xxii, 1
- on the frequency of, in acute and chronic rheumatism (J. Taylor) xxviii, 453, 504
- abstract of 79 cases of acute rheumatism, stating if complicated with cardiac disease or not (W. R. Basham) xxxii, 13
- statistical report on cases of, in relation to rheumatism and albuminuria (A. W. Barclay) xxxv, 1


Fatal cases, 1; recent pericarditis, 4; recent endocarditis, 6; old pericarditis, 7; valvular lesion of the heart, 9; hypertrophy and dilatation, 11; statistical relations of rheumatism to disease of the heart, 13; acute rheumatism, 17; confirmed disease of heart, 21; table of cases, 26-33.


- under different remedies in the treatment of acute rheumatism (W. H. Dickinson) xlv, 343
- ON ANEURISMS of the, with cases (J. Thurnam) xxi, 187
- appendix to the foregoing, showing the authorities for 74 cases xxi, 262
- ATROPHY of the valves of the, remarks on two forms of, with cases (P. N. Kingston) xx, 90
- ON CONGESTION of, and its local consequences (Wm. Jenner) xliii, 199


Microscopical appearances, 201; cases, 208.

- FATTY DEGENERATION of, in phosphorus poisoning (S. O. Habershon) l, 87
- ON FATTY diseases of the (R. Quain) xxxiii, 121
- see *Fatty Diseases*
- softened coagulated FIBRINE in the, cases of (G. Gulliver) xxii, 142
- fibrinous clots in, in yellow fever (C. Pennell) xxxvi, 246-50
- see *Fibrinous Deposits* from
- HYDATID found in the substance of the, in a case of sudden death (D. Price) xi, 274
- case in which a cyst containing, was found in the substance of the (H. R. Evans) xvii, 507
- HYPERTROPHY of, in a case of obstructed aorta (B. Graham) v, 287
- with and without disease of the valves, cases of, with remarks (J. H. James) viii, 432
- on concentric (G. Budd) xxi, 296









HEART, HYPERTROPHY of (*continued*)

- incidental remarks on, as a concomitant of Bright's disease of the kidney (G. Johnson) xxix, 13
- case of, terminating by rupture of the aorta, producing dissecting aneurism (J. R. Bennett) xxxii, 157
- and dilatation (A. W. Barclay) xxxv, 11

INFLAMMATION :—

- of the muscular structure of the, case of, without symptoms directly referable to the affected organ (E. Stanley) vii, 318
- case of, with remarks (T. Salter) xxii, 72, 79
- case of, in connection with phlebitis (W. Lawrence) xv, 128

- cases of rheumatic, with hypertrophy (D. Dundas) i, 37
- see also *Pericarditis*

ON MALIGNANT TUMOURS connected with the (J. Sims)

- case of a fungoid growth upon the apex of left ventricle, with symptoms of angina pectoris (B. Travers) xviii, 281
- case of malignant deposit on the, with aggravated attacks of hysteric convulsion (R. Bright) xvii, 354

- two remarkable cases of encephaloid disease of the (P. Hewett) xxii, 15

- case of encephaloid disease of the endocardium (E. L. Ormerod) xxx, 1

- RUPTURE of the, observations on, with abstracts of cases (R. Quain) xxx, 39

- on white spots on the surface of the (J. Paget) xxxiii, 153

- effect of injuries of the brain and spinal cord on the (Sir B. Brodie) xiv, 354; xx, 150

See *Auricles, Valves of the Heart, Mitral Valves, Ventricles of the Heart*

See *Cardiac Vegetations*

HEAT of the BODY, on the influence of the nervous system in regulating, with illustrative cases and observations (H. Earle)

- remarkable evolution of, in cases of injury of the superior portion of the spinal cord, observations on a (Sir B. Brodie) vii, 173

- on the connexion between, and the excreted amounts of urea, chloride of sodium, and urinary water, during a fit of ague (S. Ringer) xx, 146

- see *Temperature of the Body*

HEBERDEN, Wm.

- Case of biliary fistula (notice) xxxv, 474

HEEL and ANKLE, scirrho-cancerous ulcers of the, case of (B. Travers)

- xvii, 270

- HEMERALOPIA**, as seen in the Tropics, practical remarks on (R. W. Bampfield) v, 32
- HEMIPLEGIA**, effects of, on the respiratory movements (F. Sibson) xxxi, 379
- cases of, and experiments, illustrative of the condition of muscular irritability in (M. Hall) xxii, 207; xxxi, 157
- illustrative of the reflex action of the spinal cord (M. Hall) xxiii, 132
- illustrative of the pathology of the nervous system (M. Hall) xxiv, 87
- illustrative of the irritability of the muscles of paralysed limbs, and their excitability by the galvanic current (R. B. Todd) xxx, 210
- of limbs on side opposite atrophied cerebral hemisphere (R. Boyd) xxxix, 59
- case of, from a tumour in the brain, with remarks on the propagation of nervous influence (J. Yelloly) i, 183
- from hydatid in the brain, with total loss of sight and hearing (M. Morrah) ii, 262
- in an instance of dissecting aneurism of the aorta, &c., with white softening of the brain (R. B. Todd) xxvii, 301
- associated with great hypertrophy of the heart, terminating by rupture of the aorta, producing dissecting aneurism (J. R. Bennett) xxxii, 157
- case of spontaneous dislocation of the hip-joint consequent on an attack of (E. Stanley) xxiv, 128
- HENBANE**, influence of liquor potassæ on the therapeutic properties of (A. B. Garrod) xli, 53, 61
- HENRY, Mitchell**
- Dissection of a brain in which the corpus callosum, fornix and septum lucidum were imperfectly developed xxxi, 239
- Case in which an abscess formed in the vesicula seminalis, and proved fatal by perforation of the bladder and extravasation of pus into the abdominal cavity xxxiii, 307
- HENRY, William, M.D.**
- Experiments on the urine discharged in diabetes mellitus, with remarks on that disease ii, 119
- On the comparative mortality in measles v, 442
- On urinary and other morbid concretions x, 125
- HEPATIC DUCT**, see *Ductus hepaticus*
- HEPATITIS**, acute and chronic, remarks on, and on the beneficial effects of nitro-muriatic acid applied to the skin in the treatment of the latter (H. Scott) viii, 185

HEPATIZATION, LOBULAR, of the LUNGS in hooping-cough, description of, with cases (J. Alderson) xvi, 88, *et seq.*

HEREDITARY TRANSMISSION, contribution to the natural history of (Horace Dobell) xli, 25

Hereditary deformity of the hands through five generations, 27.

HEREDITARY ICHTHYOSIS, case of (P. J. Martin) ix, 52

HEREDITARY tendency to insanity, remarks on (J. Webster) xxxii, 118

HERMAPHRODISM, SPURIOUS, incidental remarks on (W. Lawrence) v, 183

HERMAPHRODITE SHEEP, description of the organs of generation of (W. S. Savory) xlii, 63

HERNIA, ABDOMINAL, on the causes of (J. A. Kingdon) xlvii, 295

The mechanical and pathological theories, 295-7; statistics of Truss Society, 298; comparison of sexes, 299; comparative frequency of inguinal and femoral, 305; hereditary tendency to hernia, 309; liability of Swiss and Germans to hernia, 311; hernia, a pathological condition, 313; analysis of patients of the City of London Truss Society, 1863, 320.

— radical cure of (J. Wood), see below (under Inguinal) xliiii, 71

— reducible, in a case of internal strangulation of the bowel by a band, successfully treated by operation (T. Bryant) l, 65

— case of strangulated, in which the bowel was ruptured by the patient in his efforts to reduce it (B. Travers) xxiii, 1

Rupture of bowel from compression, falls, blows, the taxis, &c., observations on, 7; symptoms of rupture, 8; on the question of returning the bowel without opening the sac, with two cases, 11; the ordinary cause of death after the operation, 17.

— cases of strangulated, reduced "en masse," with observations (J. Luke) xxvi, 159

— on Petit's operation for the relief of strangulated hernia (J. Luke) xxxi, 99

— case of strangulated internal, for which gastrotomy was performed, with temporary relief (G. Bird and J. Hilton) xxx, 51

— observations on the omental sacs sometimes found in strangulated herniæ, with cases and directions, and a table of all the strangulated herniæ operated on at St. George's Hospital in 1842-43 (P. Hewett) xxvii, 282

— double, in a single sac, case of (H. Lee) li, 98

— case of ileus complicated by (S. Solly) xxxiii, 297

HERNIA (*continued*)

FEMORAL, two cases of strangulated, attended with some unusual circumstances (T. Chevalier) . . . iv, 325

Case of, resembling one of the foregoing, in which there was a double hernial sac, 331.

— case which had descended beneath the pectineal portion of the fascia lata, and was partially covered by the pectineus muscle (J. Adams) . . . xliii, 127

— strangulated, case where, on a former occasion, the neck had been torn from the body of the sac in the taxis, and the escaping bowel had formed a subperitoneal pouch of extraordinary size (J. W. Hulke) . . . xlvii, 97

INGUINAL, case of bubonocoele, requiring a second operation five days after the first (T. Forster) . . . v, 232

— reducible, on the radical cure of, by a new operation [Wutzer's], with cases and remarks (T. Spencer Wells)

xxxvii, 75

— radical cure of, on a new method of operating (John Wood) . . . xliii, 71

Gerdy and Wutzer's methods, 72; causes of failure, 74; description of the operation, 76; results and answers to objections, 81, 85.

— strangulated oblique, nature of cases of, termed "réduction en bloc ou en masse," with special relation to the anatomy of the lesion (J. Birkett) . . . xlii, 247

Examination of cases on record, 249; morbid anatomy of the lesion, 256; diagrams showing the mechanism of the accident and formation of the sac, 265; analysis of cases: age, varieties, situation, 269; diagnosis and treatment, 273; tables of cases, 273-87.

— oblique, on each side, case in which, the testis remaining in the belly, the hernial sacs descended into the scrotum, &c. (J. W. Hulke) . . . xlix, 189

— strangulated, symptoms of, in a case of inguinal tumour and absence of testicle on the affected side (Henry Thompson) . . . xxxviii, 59

OBTURATOR, case of, simulating intestinal obstruction within the abdomen, for which gastrotomy was performed (J. Hilton) . . . xxxi, 323

— or thyroideal strangulated, relieved by operation (H. Obré) . . . xxxiv, 233

OMENTAL, cases of, with remarks (J. Macfarlane) . . . xvi, 237

External characters and symptoms, 239; causes which may prevent its reduction, 246; cases complicated with hydrocele, 255, 261; diseases for which it may be mistaken, 283.

on omental sacs found in strangulated herniæ (P. Hewett) . . . xxvii, 282

HERNIA (*continued*)

- UMBILICAL, observations on (J. Luke) xxxi, 118
 — cases of, operated on at St. George's Hospital in 1842-43
 (P. Hewett) xxvii, 298
 — irreducible, with intestinal obstruction, from a large biliary
 calculus, case of (H. L. Thomas) vi, 98
 — strangulated, case of, successfully operated on fifty hours
 after parturition (— Gore) xii, 570
 — strangulation of the stomach in, and death during reduction
 under chloroform (C. H. Moore) xlvi, 181

- HERNIA CEREBRI**, in a case of fracture of the cranium, with
 laceration of the dura mater, which terminated favorably
 (P. T. Creagh) ii, 309
 — cases of, with observations (E. Stanley) viii, 12
 — remarks on, following the application of the trephine (Sir
 B. Brodie) xiv, 396
 — in a case of absorption of the bones of the head (Cæsar H.
 Hawkins) xxxix, 292
 — of the DURA MATER, connected with hydrocephalus internus,
 case of (H. Earle) vii, 422

Appearances on dissection, 427.

- VENTRICULI, from external violence, case of, in which the dia-
 phragm was lacerated without fracture of the ribs (T.
 Wheelwright) vi, 374

- HERPES, CRUSTACEOUS, sometimes mistaken for cancer, descrip-
 tion of (B. Travers) xv, 253

HETERADELPHIA of Vrolik, see *Monstrosity*

- HETEROLOGUE DEPOSITS**, observations on the different forms
 of (T. Hodgkin) xv, 292; xxvi, 242

- HEVIN's remarks on the surgical treatment of intestinal obstruc-
 tions, referred to (B. Phillips) xxxi, 19

HEWETT, Prescott Gardner

- Observations on the omental sacs which are sometimes found
 in strangulated herniæ, completely enveloping the intestine,
 &c.; with a table of all the strangulated herniæ operated
 on at St. George's Hospital in 1842-43 xxvii, 282
 On extravasations of blood into the cavity of the arachnoid,
 and on the formation of the false membrane which some-
 times envelopes these extravasations xxviii, 45
 Case of aneurism presenting some peculiarities, with re-
 marks xxix, 75

HEWETT, Prescott Gardner (continued)

- Two remarkable cases of encephaloid disease of the heart, with observations xxx, 1
 Case illustrating the difficulties of diagnosis of morbid growths from the upper jaw xxxiv, 43
 Dissection of a case in which two popliteal aneurisms had been treated by compression of the femoral arteries xxxiv, 161
 Analysis of the cases of injuries of the head examined after death in St. George's Hospital, 1841-51 xxxvi, 321
 Case of dislocation of the humerus (T. Holmes) xli, 451

HEWITT, M.

- Account of the effects of the bite of a wild jackal in a rabid state, &c. xiii, 264

HEWLETT, Thomas

- Case of extensive ovarian disease complicated with pregnancy xvii, 226

HEY, Richard

- Case of aneurism of the external iliac in which a ligature was applied to the common iliac artery xxvii, 325

HEY, William

- Facts illustrating the effects of the venereal disease on the fœtus in utero, and the modes of its communication, vii, 536

- HICCUP, chronic, and vomiting, case of, with discovery of oxalic acid in the blood (A. B. Garrod) xxxii, 171

HIGGINBOTTOM, John, and Marshall HALL, M.D.

- Cases of destructive inflammation of the eye, and of suppurative inflammation of the integuments, occurring in the puerperal state, and apparently from constitutional causes xiii, 189

HILLIER, Thomas, M.D.

- Congenital hydronephrosis in a boy four years old, repeatedly tapped; recovery xlviii, 73
 Poisoning by phosphorus; jaundice; death in six days. Fatty degeneration of liver and kidneys l, 99
 Congenital hydronephrosis: completion of the case reported in vol. xlviii of the 'Transactions' lii, 389

HILTON, John

- Case of obturator hernia simulating intestinal obstruction within the abdomen, to relieve which gastrotomy was performed xxxi, 323
 Case of double aneurism affecting the right external iliac and femoral and the right popliteal arteries, cured by pressure upon the common iliac and the femoral arteries lii, 309

HILTON, John (continued)

- and *Golding BIRD*, M.D., case of internal strangulation of intestine relieved by operation xxx, 51
 and *John C. W. LEVER*, M.D., case of a foreign body introduced into the pelvis through the vagina, and description of a successful operation for its removal xxxi, 315

HINDOSTAN, account of elephantiasis as it appears in (*J. Robinson*) x, 27

HINTON, James

- Cases illustrative of the pathology of the ear xxxix, 101
 Case of perforation of the mastoid cells; subsequent formation of an abscess beneath the sterno-mastoid muscle li, 231

HIP-JOINT, on the formation of a new joint, and description of the microscopic appearances of a specimen of (*J. Howship*) viii, 519, 595

- cases of symmetrical chronic disease of the cartilages of both joints in the same subject (*J. Paget*) xxv, 82
 disease of the, simulated by an aneurism of the external iliac, for which the femoral artery and subsequently the aorta were tied (*J. H. James*) xvi, 1
 on spontaneous **DISLOCATIONS** of the (*E. Stanley*) xxiv, 123

Of both hip-joints, consequent on disease of the spinal cord, 123; consequent on an attack of hemiplegia, 123; consequent on rheumatism, 129, 132; consequent on falls, 134, 136.

- dissection of the, in a case of unreduced dislocation of the head of the femur (*B. Quain*) xxxi, 339
 on the changes and reparative processes which take place within the, in **FRACTURE** of the cervix femoris (*G. Langstaff*) xiii, 490
 results of gun-shot fractures involving the (*B. Alcock*)

xxiii, 260, *et seq.*

- notice of some cases of injury to the (*E. Stanley*) xiii, 504
 on ulceration of the synovial membrane and cartilages of the, with cases (*Sir B. Brodie*) iv, 222, 239; vi, 320, 335, *et seq.*
 amputation of the thigh at the, see *Amputation*
 excision of, see *Excision*
 See also under *Femur*

HIPPURIC ACID in blood of gouty persons (*W. Budd*)

xxxviii, 243

HOBSON, Mr., Consul at Venice, his case of being cut for stone in the kidney, by *C. Bernard* (*T. Smith*) lii, 217

HODGKIN, Thomas, M.D.

- On the anatomical characters of some adventitious structures xv, 265
- On some morbid appearances of the absorbent glands and spleen xvii, 68
- On the anatomical characters of some adventitious structures, being an attempt to point out the relation between the microscopic characters and those which are discernible by the naked eye xxvi, 242
- Some introductory remarks and comments on Dr. Jackson's paper on a particular derangement of the structure of the spleen xxix, 277
- Cases illustrative of some consequences of local injury xxxi, 253
- and *William ADAMS*, case of distortion of the spine, with observations on rotation of the vertebræ as a complication of lateral curvature [case of Gideon Mantell] xxxvii, 167

HODGSON, —

- Case of contracted wrist successfully treated iv, 297

HODGSON, Joseph

- Hypertrophy of the tongue, being the account of a case of that disease successfully treated by ligature xxxvi, 129

HODGSON, Joseph

- Case of undescended and diseased testis, particulars of a, referred to (J. M. Arnott) xxx, 12
- Note, on the situation for establishing an artificial anus in the loin (J. Clarkson) xxxiii, 61
- On inflammation of the veins (notice) (H. Lee) xxxv, 188

HOLBERTON, T. H.

- Case of extensive inflammation and obstruction of the veins of the right inferior extremity of a phthisical youth, accompanied by a swollen state of the limb xvi, 63
- A case of slow pulse with fainting fits, which first came on two years after an injury of the neck from a fall xxiv, 76

HOLLAND, [Sir] Henry, M.D.

- On the pellagra, a disease prevailing in Lombardy viii, 315

HOLLAND, Peter

- On the mortality in measles since the introduction of vaccination, referred to (P. Macgregor) v, 444

HOLMES, Timothy

- Case of dislocation of the humerus upwards and inwards, with fracture of the coracoid process of the scapula xli, 447
- Account of a fresh dissection of a preparation of tubal gestation described by Dr. John Clarke in 1798 xliii, 373

HOLMES, Timothy (*continued*)

Case of lumbar colotomy (Amussat's operation) successfully performed for the relief of a vesico-intestinal fistula

xlix, 65

Sequel to case of colotomy for vesico-intestinal fistula [in vol. xlix, p. 65], death having ensued from affection of the bowel higher up

1, 15

HOLST, F.

On the mortality in the prisons of Norway, referred to (W. Baly)

xxviii, 236

HOOD, William Charles, M.D.

On the condition of the blood in mania

xliii, 159

HOOPING COUGH, on the pathology of (J. Alderson)

xvi, 78

co-existence of, with rubeola, variola, and vaccine disease, referred to (J. F. Marson)

xxx, 125, 126

English statistics of (Edward Smith)

xxxvii, 227

Etiology, 227; frequency, 229; influence of age, 235; of sex, 237; of season, 240; conclusions, 253.

observations on the treatment of (R. Pearson)

i, 23

Beneficial effects of opium, 24.

on the use of lactuca virosa in (T. Gumprecht)

vi, 608

HORN, account of a, developed from the human skin (E. Wilson)

xxvii, 52

HORSE, on the size of the blood-corpuscles and pus-globules in the (G. Gulliver)

xxiii, 22

remarks on emphysema of the lungs of the (G. Budd)

xxiii, 48

description of acute glanders in the, and in the ass (J. Elliotson)

xvi, 192

— see also *Glanders*

case of fatal phlebitis in the (J. Sims)

xv, 129

HOSPITALS, remarks on the tendency that long residence in, has in disposing to congestive pneumonia (J. E. Erichsen)

xxvi, 39

general and regimental, of the British armies in the Peninsula, account of the organization of the (Sir J. Macgrigor)

vi, 478

Abstract of the admissions, discharges, and deaths in the general and regimental hospitals in the Peninsula between 1811 and 1814, 478, *et seq.*

abstract of the admissions, discharges, and deaths in the hospitals of the different naval stations at home and abroad from 1779 to 1818 (Sir G. Blane)

vi, 539, *et seq.*

HOSPITALS (*continued*)

- institutions for sick poor in Islington, statistics of sickness at, as influenced by weather and season (E. Ballard) l, 189; li, 277, 289
- St. Bartholomew's, account of the amputations performed at, 1853-63 (G. W. Callender) xlvii, 75
- contribution to the statistics of cancer from cases at (W. M. Baker) xlv, 389
- St. George's, remarks on the calculi in the collection of (H. B. Jones) xxvi, 100
- analysis of cases of injuries of the head examined after death in (P. Hewett) xxxvi, 321
- cases of disease of the heart occurring at (A. W. Barclay) xxxv, 1
- table of the strangulated herniæ operated upon at, in 1842-43 (P. Hewett) xxvii, 297
- Guy's, analysis of 230 cases of lithotomy from the records of (T. Bryant) xlv, 327
- statistics of [rest and diet], treatment of rheumatic fever at (W. W. Gull and H. G. Sutton) lii, 43
- London, statistics of [rest and diet] treatment of rheumatic fever at (H. G. Sutton) lii, 43
- inquiries respecting the number of cases of stone treated in the (A. C. Hutchison) xvi, 114
- Middlesex, statistics of cancer from the cancer records of (S. W. Sibley) xlii, 111
- St. Thomas's, historical sketch of (Sir G. Blane) iv, 114
- inquiries respecting the number of cases of calculous diseases treated in (A. C. Hutchison) xvi, 114
- University College, London, results of amputations at, statistically arranged (J. P. Potter) xxiv, 155
- remarks on the mode of amputation and method of dressing adopted there (E. Liston) xxiv, 159
- Liverpool Parish Infirmary, statistics of cholera cases at, 1866 l, 154-79
- Radcliffe Infirmary, Oxford, analysis of cases of amputation of the limbs in (E. L. Hussey) xxxix, 221
- Bethlem, statistics of, with remarks on insanity, &c. (J. Webster) xxvi, 374; xxviii, 427; xxxii, 115
- for CONSUMPTION, Brompton, investigations on pulsation and respiration in phthisis at (E. Smith) xxxix, 151
- FEVER, London, analysis of cases admitted into the, during the years 1847-8-9 (W. Jenner) xxxiii, 29, *et seq.*
- LEPER, at Granada, brief notes of a visit to (J. Webster) xliii, 27
- LOCK, statistics of cases of syphilisation in (J. R. Lane and G. G. Gascoyen) l, 281

HOSPITALS (*continued*)

LYING IN, Queen Charlotte's Lying-in Hospital, statistics of (G. B. Brodie) xlvii, 169

Tables of number of patients, deaths, and death-rate, 1828-63, 172; ditto in Rotundo Hospital, Dublin, 178; causes of death, 176-7; deaths from puerperal fever, 178; arrangements and ventilation, 182.

— Rotundo Hospital, Dublin, number of patients and death-rate, 1828-61 (G. B. Brodie) xlvii, 173

— Vienna, on the causes of the endemic puerperal fever of, and explanation of the manner in which labours are conducted and clinical instruction carried on in the (C. H. F. Routh) xxxii, 27

SEAMEN'S, "Dreadnought," report of twenty cases of malignant cholera that occurred in the, in 1837 (G. Budd and G. Busk) xxi, 152

— statistical account of cholera in, in 1832 (G. Budd) xxii, 110

SMALLPOX, London, tables of admission into, showing the proportion of cases of smallpox after vaccination in ten different years (G. Gregory) xii, 340, *et seq.*

— notices of the occurrences at, during the year 1838 (G. Gregory) xxii, 95

— analytical examination of cases admitted there during sixteen years (1836-51) (J. F. Marson) xxxvi, 359

Tables, 366.

HOTTENTOTS, observations on peculiarities in the structure of, especially of the female genital organs (W. Somerville) vii, 154

HOWARD, Benjamin, M.D.

The application of sutures to bone in recent gunshot fractures, with cases, also on their similar use in some other fractures and operations xlviii, 245

HOWSE, H. G.

See *Bryant* on torsion of arteries li, 203

Microscopical report on a case of molluscum fibrosum (H. Fagge) liii, 221

HOWSHIP, John

Experiments and observations on the means employed by the animal economy in the formation of bone vi, 263

Microscopic observations on the structure of bone vii, 382

Supplementary observations on the foregoing, 576.

Observations on the morbid structure of bones, and attempt at an arrangement of their diseases viii, 57

On the formation of new joints viii, 518

HOWSHIP, John (continued)

- Experiments and observations on the union of fractured bones ix, 143
 Observations upon the morbid appearances and structure of bones, the sequel of a former paper x, 176
 On the phenomena and appearances from partial obstruction in the cerebral circulation xvii, 423
 Cases of fracture of the neck of the femur, with the appearances observed after death xix, 1
 Case of abdominal tumour, with the appearances on dissection xix, 35
 Remarks on artificial respiration, &c. xx, 86

HUDSON, W. B.

- Method of preparing extract of stramonium, referred to (A. Marcet) vii, 551
 — additional particulars viii, 590

HUGLIER (P. C.)

- Description of the ovula nabothi, notice of (Tyler Smith) xxxv, 397

HULKE, John W.

- On some points in the pathology and morbid anatomy of glaucoma xli, 111
 Glaucoma, and its surgical treatment by iridectomy xliii, 247
 Case of strangulated femoral rupture, where on a former occasion the neck had been torn from the body of the sac, and the escaping bowel had formed a subperitoneal pouch of extraordinary size xlvii, 97
 Case of oblique inguinal hernia on each side, in which, the testis remaining in the belly, the hernial sacs descended into the scrotum, and also ascended upon the aponeurosis of the external oblique muscle xlix, 189
 Case of a sixpence lodged in the larynx, see *Sanderson, J. B.*

- HULKS, of England, incidental remarks on the fatal diseases in the (W. Baly) xxviii, 208, 241
 of France (W. Baly) xxviii, 124, 209
 See also *Prisons*

HULME, Edward Charles

- Case of irideremia totalis xliv, 275

HUMERUS, cases of pulsating tumours in the (E. Stanley)

- xxviii, 304, 327
 DISLOCATION OF, case of partial, forwards, with fracture of the coracoid process, &c. (J. F. South) xxii, 100

HUMERUS (*continued*)

- DISLOCATION OF, case of, upwards and inwards, with fracture of the coracoid process of the scapula (T. Holmes) xli, 447
- FRACTURE OF, Dr. Physick's case of ununited, cured by the introduction of a seton, quoted (J. Wardrop) v, 380
- case of ununited, successfully treated by seton (J. Stansfield) vii, 108
- cases of ununited, treated by seton and the application of caustic potash (H. Earle) xii, 190
- case of, union not commenced at the end of seven weeks, for want of sufficient nutriment (W. B. Page) xxxi, 144
- head of the, successfully removed in a case of gunshot wound of the shoulder-joint (W. R. Morel) vii, 161
- case of excision of the head of, with its results (J. Birkett) xlii, 1

Notes of Mr. Aston Key's case, 5.

— see *Excision*

and scapula, bony ankylosis between, after disease (Holmes Coote) xxxviii, 95

See *Shoulder-joint*

HUMPHRY, George Murray, M.D.

- Hypertrophy and prolapse of the tongue xxxvi, 113
- On excision of the knee xli, 193
- Observations on the growth of the long bones and of stumps xlii, 117
- On the influence of paralysis, disease of the joints, disease of the epiphysal lines, excision of the knee, rickets, &c., upon the growth of the bones xlv, 283
- The results in thirty-nine cases of excision of the knee lii, 13

HUNT, Henry, M.D.

- On the use of arsenic in some affections of the uterus xxi, 277
- Remarks on cancrum oris and gangrenous erosion of the cheek, and on the efficacy of chlorate of potash in the treatment of those diseases xxvi, 142

HUNT, William J., M.D.

- Case of bronchotomy successfully performed for the removal of a pebble from the trachea xii, 27

HUNTER, John, jun.

- Case of fungus hæmatodes of the brain xiii, 88

HUSSENOT, —

- Cases of croup (notice) xl, 53

HUSSEY, E. L.

Analysis of cases of amputation of the limbs in the Radcliffe
Infirmiry, Oxford xxxix, 221

HUTOHINSON, John

On the capacity of the lungs, and on the respiratory func-
tions, with a view of detecting disease by the spirometer
xxix, 137

Notice of the preceding paper, and the application of its
principles to the Grenadier Guards (T. G. Balfour)

xliii, 263

HUTCHINSON, Jonathan

Statistical details of three years' experience in respect to the
form of amaurosis supposed to be due to tobacco l, 411

On transverse fractures of the patella lii, 327

HUTCHISON, Alexander Copland, M.D.

A case of fracture of the occipital bone, extending to the
great foramen, in which that bone was trephined and the
dura mater of the cerebellum punctured ii, 105

Case of disease in the brain produced by external violence
iv, 191

Appendix to the foregoing, 200.

On the treatment of erysipelas by incision v, 278

On the comparative infrequency of urinary calculi among
sea-faring people ix, 443

Cases of brochocele or goitre treated by seton, with observa-
tions xi, 235

Note on Mr. Dunn's paper on amputation of part of the
tarsus and metatarsus xi, 346

Case of erysipelas, with remarks xiv, 213

Note—of a case of phlegmasia dolens, in a male subject
xiv, 435

A further inquiry into the comparative infrequency of cal-
culous diseases among sea-faring people, with some obser-
vations on their frequency in Scotland xvi, 94

Note on the comparative prevalence of calculous diseases, &c.
xxi, 20

HUTCHISON, —, M.D.

Case of contemporaneous loss of colour in the skin and sense
of smell in a black of Kentucky liii, 276

HYDATIDS, analysis of the fluid of (A. Marcet) ii, 375

general remarks on the, generated in the human body (C.
Hawkins) xviii, 141

incidental remarks on the generation and pathology of (C. B.
Rose) xxxi, 238, *et seq.*

HYDATIDS (*continued*)

on the distinction between, and adventitious serous cysts (T. Hodgkin)	xv, 266
on the classification, structure, development, &c., of the echinococcus hominis (S. Wilson)	xxviii, 21
on the anatomy and physiology of the cysticercus tenuicollis (C. B. Rose)	xxxi, 215
case of, in the BRAIN (M. Morrah)	ii, 262
account of a case of cysticercus cellulose of the brain (D. Ottley)	xxvii, 12
case of a collection of, between the two tables of the frontal bone (R. Keate)	x, 278
case of cysticercus cellulose in the anterior chamber of the human EYE (W. Mackenzie)	xxxii, 41
case of a cyst containing, in the orbit (W. Lawrence)	xvii, 48
large cyst containing, at the root of the NECK; death from rupture of left subclavian artery (J. Dixon)	xxxiv, 315
case of, found in the substance of the HEART of a boy who died suddenly (D. Price)	xi, 274
case in which a cyst containing, was found in the substance of the heart (H. R. Evans)	xvii, 507
of the LIVER successfully tapped (W. T. Cox)	xxi, 331

Chemical examination of a red substance contained in a cyst in the liver in the foregoing case (J. Bostock), 337.

encysted tumours connected with the liver, cases of, with remarks (C. Hawkins)	xviii, 139
------------------------------------------------------------------------------------------	------------

Appearance of several in succession in different parts of the body, 153.

case of a rare species of (echinococcus hominis), found in the human liver (T. B. Curling)	xxiii, 385
of the liver, case, with remarks on treatment of similar tumours (J. Harley)	xlix, 79

Case, 79; treatment: evacuation of fluid by trocar, and injection of creasote water and tincture of iodine, 92-5; general rules for treatment, 97-9; analysis of recorded cases, 100-3; synoptical tables of cases treated by operation, &c., 104-45.

case of, developed in the PELVIS, occasioning retention of urine (T. B. Curling)	xxix, 256
case of, in connection with the PROSTATE GLAND (G. Lowdell)	xxix, 253

of the TIBIA, case of (W. Coulson)	xli, 307
----------------------------------------------	----------

SPURIOUS, see *Tumours* (Encysted aqueous)

HYDROCELE , analysis of the fluid of a (A. Marcet)	ii, 374
— ditto (J. Bostock)	iv, 73
— ditto, of some years' standing (J. Bostock)	xv, 154

HYDROCELE (*continued*)

- on the cure of, by excision of a portion of the tunica vaginalis,
with cases (K. Wood) ix, 38
- case of, combined with irreducible omental hernia, with re-
marks on this kind of complication (J. Macfarlane)
xvi, 255, 261, 283
- observations on encysted (R. Liston) xxvi, 216
- on the presence of spermatozoa in the fluid of (E. A. Lloyd)
xxvi, 368
- on the cause of the occasional presence of spermatozoa in the
fluid of (J. Dalrymple) xxvii, 18
- account of the examination of a cyst containing seminal fluid
(J. Paget) xxvii, 399

HYDROCEPHALOID DISEASE, case of (M. Hall) xxiv, 92**HYDROCEPHALUS INTERNUS**, analysis of the fluid of (A. Marcet) ii, 353

- ditto (J. Bostock) iv, 73
- case of, combined with scrofulous disease of the liver and
kidney, and premature development of the external pudenda
(W. Cooke) ii, 17
- with hernia of the dura mater (H. Earle) vii, 422
- Appearances on dissection, 427.

- with rupture of the brain and its membranes, from the
accumulation of fluid (J. Baron) viii, 51
- successfully treated by the removal of the water by
operation (J. Vose) ix, 354
- successful case of paracentesis capitis in (T. Y. Thompson)
xlvii, 289


HYDROCYANIC ACID, note on some of the medicinal effects of
(J. Elliotson) xiii, 234**HYDROMETRA**, history of a case of, and dry gangrene, occur-
ring in the same individual (A. T. Thomson) xiii, 170**HYDRONEPHROSIS, CONGENITAL**, in a boy four years old, re-
peatedly tapped; recovery (T. Hillier) xlviii, 73


Other recorded cases, by Rayer, Billard, Harley, Broadbent, &c.,
82-5.


- completion of the above case (T. Hillier) lii, 389


HYDROPHOBIA, case of, with appearances after death (A. Marcet) i, 132

- observations on the appearances observed in the stomach of
hydrophobic patients (J. Yelloly) iv, 424
- notes of a case of, with remarks on the pathology of the dis-
ease (G. Gregory) xiii, 254











HYDROPHOBIA (*continued*)

case of, with post-mortem appearances, and remarks on the nature and treatment of the disease (A. T. Thomson)

xiii, 298

cases of, from the bite of a wild jackal in a rabid state (M. Hewitt)

xiii, 264

HYDROPS PERICARDII, analysis of the fluids of (A. Marcet)

ii, 364

— ditto (J. Bostock)

iv, 78

HYDROTHORAX, on paracentesis thoracis as a curative measure in, with tables of recorded cases (H. Roe)

xxvii, 198

analysis of the fluids of (A. Marcet)

ii, 364

— ditto (J. Bostock)

iv, 78

HYPERÆSTHESIA of the left side of the face in a case of paralysis of the left side from the compression of the brain by an intra-cranial aneurism (J. W. Ogle)

xlii, 403

HYPERÆMIÆ, M. Andral's divisions of, referred to, and observations on (J. Yelloly)

xx, 18

HYPERTROPHY of the BONES of the cranium, remarks on (J. Sims)

xix, 367

of the BRAIN, description of, with numerous cases and references to the opinions of authors on (J. Sims)

xix, 315

Inferences from the facts and observations adduced, 376.

of the FINGERS, remarkable instance of, in a girl, with a notice of some similar cases (T. B. Curling)

xxviii, 337

of the HEART, with endocarditis and pericarditis in acute rheumatism, account of several cases of (D. Dundas)

i, 37

— cases of, with and without disease of the valves (J. H. James)

viii, 432

— with or without valvular disease, in Bright's disease of the kidney, incidental remarks on the frequency of the occurrence of (G. Johnson)

xxix, 13

— associated with fatty degeneration, observations on (R. Quain)

xxxiii, 152, *et seq.*

— in a case of obstructed aorta (R. Graham)

v, 287

— terminating by rupture of the aorta, producing dissecting aneurism, in a case of hemiplegia (J. R. Bennett)

xxxii, 157

— concentric (increased thickness of the parietes of one of the ventricles, with diminution of its cavity), remarks on, with cases (G. Budd)

xxi, 296

of MAMMARY GLAND, partial, in a case of skin disease (Jas. Alderson)

xxxvii, 18

of the TONGUE, case of (T. P. Teale)

xxxvi, 133

— successfully treated by ligature (J. Hodgson)

xxxvi, 129

— and prolapse of ditto (G. M. Humphry)

xxxvi, 113

- HYPOCHONDRIUM**, case of tumour in the right, occurring after injury, from which a large quantity of fluid resembling bile was repeatedly withdrawn by tapping (W. R. Barlow) xxvii, 878
 an analogous case (— Fryer) iv, 833
- HYPODERMIC** method of injection, see *Committee* (Scientific) Report on l, 561
- HYPOPIUM**, on the evacuation of the aqueous humour in cases of (J. Wardrop) iv, 172
- HYSLOP, John**
 Case of incontinence of urine, of nine years' duration, cured by external pressure vi, 108
- HYSTERICAL AFFECTION**, following facial paralysis, case of (E. Percival) iv, 17
 of the vocal apparatus, account of an, with several cases (O. Clayton) xxvi, 115
 nervous affections peculiar to young women causing contraction of the muscles of the extremities, with increase, diminution, or absence of sensation or motion (J. Wilson) xxi, 107
- HYSTERICAL CONVULSIONS** in a case of encephaloid disease of the pericardium (R. Bright) xxii, 15
- HYSTERICAL MANIA**, case of, treated successfully with mercury (C. Ohisholme) iv, 85
- HYSTEROTOMY**, see *Cæsarean* Section
- ICHTHYOSIS**, hereditary, case of (P. J. Martin) ix, 52
 spuria vel sebacea, cases of (J. W. Ogle) xlv, 217
- ICTERUS**, see *Jaundice*
- IDIOCY**, state of the optic nerves and retinae in li, 140
- ILEUM**, case of **FISTULOUS** communication between the, and the urinary bladder, simulating stone (W. C. Worthington) xxvii, 462
 case of **INVAGINATION** of the (B. Phillips) xxxi, 10
 case of **OBSTRUCTION** of the, by a band of old adhesion, for the relief of which gastrotomy was performed (B. Druitt) xxxi, 245
 case of internal **STRANGULATION** of the, relieved by operation (G. Bird and J. Hilton) xxx, 63
 case of strangulation of the, by a band (B. Phillips) xxxi, 10
 — caused by the passage of the intestine through an opening in the mesentery (B. Phillips) xxxi, 11

ILEUM (*continued*)

- case of strangulation of a portion of the, in the obturator foramen of the left side, simulating intestinal obstruction within the abdomen, for which gastrotomy was performed (J. Hilton) xxxi, 323
- ULCER of lower portion of, communicating with the bladder (J. Morgan) xlvi, 89

ILEUS, case of (R. B. Todd) xxxi, 5

- case of, produced by a biliary calculus of extraordinary size (H. L. Thomas) vi, 98
- an analogous case (T. Brayne) xii, 262
- case of, complicated by hernia (S. Solly) xxxiii, 297
- See also *Intestines* (Obstructions of)

ILIAO ARTERY and VEIN, see under *Artery, Vein*

ILIUM, fracture of the, cases of (J. Swan) xii, 524

- ditto (H. Earle) xix, 249, *et seq.*
- pulsating tumour of the, case of, in which the common iliac artery was tied without success (E. Stanley) xxviii, 317

IMAGE, W. E.

- Case of enlargement of the left mamma, to which is added an anatomical and pathological description of the tumour, by the Author and T. G. Hake xxx, 105, 109

IMITATION, effect of, illustrated in an epidemic hysterical affection of the vocal apparatus (O. Clayton) xxvi, 115

IMPERFECTION, congenital, case of, of mammae, sexual organs, sternum and heart, in a woman aged twenty years (E. H. Greenhow) xlvii, 195

Notices of four other recorded cases, 200-2.

IMPERFORATE ANUS, etc., see *Anus, Rectum*

IMPREGNATION, experiments and inquiries respecting (J. Blundell) x, 245

- observations on, as to the period when effected (S. Merriman) xiii, 338

An instance of, under unusual circumstances, 346.

- in a case in which a fetus had been retained in the abdomen of the mother (R. B. Cheston) v, 122
- effected in an instance where all the natural structure of the ovaries had been apparently destroyed by scirrhous and fungoid tubera (G. Langstaff) xviii, 250
- in a case of double uterus, with a description of the appearances, &c. (R. Lee) xvii, 473
- on the formation of the corpus luteum after (R. Lee) xxii, 329

- IMPREGNATION** (*continued*)
 description of three specimens of the uterine organs after recent impregnation (A. Shaw) . . . xvii, 482
 See also *Uterus* (Gravid)
- INCISION**, on the treatment of phlegmonous erysipelas by (A. C. Hutchison), v, 278; xiv, 219; (W. Lawrence) . . . xiv, 67
 case of stricture of the urethra treated by (J. M. Arnott) . . . xii, 851
- INCONTINENCE** of urine, see *Urine*
- INCUS** and **STAPES**, on disconnection of, and its effects upon the function of hearing, and its treatment (J. Toynbee) . . . xlix, 147
 Treatment by use of artificial membrana tympani, 158, 159.
- INDICES**, application of, to aneurismal clamps, &c. (E. Hart) . . . xlvii, 31
- INFANTS**, new-born, on the composition of the meconium and vernix caseosa of (J. Davy) . . . xxvii, 189
 results of the operation for establishing artificial anus in twenty-six cases in infants (B. Phillips) . . . xxxi, 80
 case of cephalhæmatoma complicated with fracture of the right parietal bone, in a new-born infant (C. West) . . . xxviii, 397
 case of umbilical hæmorrhage, which terminated fatally, the mother having lost two children before under similar circumstances (G. Pout) . . . xii, 188
 see *Children*
 see *Fever* (Infantile remittent)
- INFECTION**, of **SMALLPOX**, communicated to the fœtus in utero under peculiar circumstances, two cases of, with remarks (E. Jenner) . . . i, 271
SYPHILITIC, of the fœtus in utero (W. Hey) . . . vii, 586
 See also *Contagion*
- INFLAMMATION**, observations on the powers of circulation and state of the vessels in the seat of (A. P. W. Philip) . . . xii, 396
 observations on the state of the blood and the blood-vessels in [in the bat's wing] (T. Wharton Jones) . . . xxxvi, 391
 on the products of acute (T. Dowler) . . . xii, 86
 remarks on the importance of the constitutional or predisposing causes of (J. Taylor) . . . xxviii, 568
 observations on the vascular appearance in the stomach frequently mistaken for (J. Yelloly) . . . iv, 374
 observations on vascular appearances of mucous and serous membranes, as indicative of (J. Yelloly) . . . xx, 1

INFLAMMATION (*continued*)

- of BONE, principal characters of (J. Howship) x, 192
of the BRAIN, contrasted with delirium tremens (H. B. Jones) xxx, 21
— when hypertrophied, terminating in ramollissement (J. Sims) xix, 378
— in phthisis, unconnected with tubercle (H. B. Jones) xxx, 38
— of the membranes of, after injuries (Sir B. Brodie) xiv, 399
of the CÆCUM, and appendix, with perforative ulceration of the (J. Burne) xx, 200; xxii, 33
of cæcal portion of the intestines (F. G. Reed) xlv, 77
of the CELLULAR structure (W. Lawrence) xiv, 23, 198, 202
of the CONJUNCTIVA, purulent, and successful plan of arresting the destruction of the cornea from (F. Tyrrell) xxi, 414
of the EYE, rheumatic (J. Wardrop) x, 1
— on a peculiar inflammatory disease of the eye (W. Wallace) xiv, 286
— destructive, and suppurative, of the integuments, occurring in the puerperal state (M. Hall and J. Higginbottom) xiii, 189
— see also *Eye*
of the muscular structure of the HEART, case of (E. Stanley) vii, 318
case of carditis (T. Salter) xxii, 72
rheumatic, of the heart, cases of (D. Dundas) i, 37
— see also *Heart, Pericarditis*
of the SYNOVIAL MEMBRANE OF JOINTS (Sir B. Brodie) iv, 213; v, 240
of the JOINTS, occurring after parturition, cases of (R. Lee) xv, 414, *et seq.*
of the KIDNEY, sub-acute (J. Simon) xxx, 141
— on the inflammatory diseases of the kidney (G. Johnson) xxx, 165
— note on the two foregoing papers, by the editor (George Cursham) xxx, 285
periodical, of the right KNEE-JOINT, two cases of (C. H. Moore) l, 21
on some of the effects of, of the membranous lining of the LABYRX (J. Wood) xvii, 138
— see also *Laryngitis*
of the LUNGS, in the British army in Spain and Portugal (Sir J. Macgrigor) vi, 437
— in whooping-cough, description of, with cases and dissections (J. Alderson) xvi, 78

INFLAMMATION (*continued*)

- of the PANCREAS, history of a case of (W. Lawrence) xvi, 367
- of the PERITONEUM, scrofulous, occurring in children, observations on (G. Gregory) xi, 258
- of the SPINAL CORD, in consequence of injuries, remarks on (Sir B. Brodie) xx, 127, 151
- of the UTERUS and appendages in puerperal women, pathological and practical researches on (B. Lee) xvi, 377
- see also *Phlegmasia dolens*
- of the VEINS, pathological inquiry into the secondary effects of (J. M. Arnott) xv, 1
- of the uterus (B. Lee) xv, 369
- the iliac and femoral, case of, with appearances after death (C. F. Forbes) xiii, 293
- see also *Phlebitis*

INFLATION, on dilatation of the male urethra by, as practised in Egypt, for the extraction of calculi (B. M. Kerison) xii, 315

INJECTION, HYPODERMIC, or subcutaneous method of, see *Committee* (Scientific) Report 1, 561

- INJURIES, on congestive pneumonia consequent upon (J. E. Erichsen) xxvi, 29
- observations on depositions of pus and lymph in the lungs and other viscera after, with cases (T. Rose) xiv, 251
- on affections of the viscera, of the joints and cellular substance after injuries of the extremities (J. M. Arnott) xv, 69
- after injuries of the head (J. M. Arnott) xv, 73
- on the treatment of, received in dissection (R. A. Stafford) xx, 50
- cases illustrative of some consequences of local injury (T. Hodgkin) xxxi, 253
- renal calculi, induced by local injury, remarks on (H. Earle) xi, 227

See *Wounds*

INNOMINATA, see *Artery* (Innominate)

- INOCULATION, or direct application of poisonous matter, as the cause of puerperal fever, remarks on (C. H. F. Routh) xxxii, 35
- of animals, as a means of diagnosis in tubercular phthisis (W. Marcet) 1, 439
- SMALLPOX, on the comparative mortality of smallpox before and after the introduction of (Sir G. Blane) x, 317
- SYPHILITIC, see *Syphilitisation*, *Syphilitic Inoculation*

INSANE, on the state of the optic nerves and retinae as seen in the (T. C. Allbutt) li, 97
paralysis of the, cases of (A. J. Sutherland) xxxviii, 275

INSANITY, account of the number of patients affected with, in the British navy, from 1809 to 1813 (Sir G. Blane) vi, 547

General remarks on the frequency and cause of, in the navy, 563.

statistics of Bethlem Hospital, with remarks on insanity (J. Webster) xxvi, 374

Synopsis of the principal pathological appearances met with in seventy-two cases examined in Bethlem Hospital, 391.

on the pathology of (J. Webster) xxviii, 427

Account of thirty-six additional autopsies, 481; abridgment of the pathological changes met with in the brain and membranes of 108 autopsies in Bethlem Hospital, 450; table indicating the total number of curable insane patients admitted into Bethlem Hospital for a period of twenty-two years, 428.

remarks on the causes and morbid anatomy of (J. Webster) xxxii, 115

Synopsis of morbid appearances in sixty-seven additional cases, 120.

ACUTE, during the decline of acute diseases (H. Weber) xlviii, 185

INSENSIBILITY, as a symptom of pressure on the brain, remarks on (Sir B. Brodie) xiv, 345

of intoxication, case of recovery from, by the performance of tracheotomy (G. Sampson) xx, 46

INSPIRATION, how first excited (M. Hall) xxiii, 154

INSTRUMENTS, SURGICAL

— pressure, for **ANEURISM**, application of indices to (E. Hart) xlvii, 31

— description of a needle employed in tying **ARTERIES** in the operation for aneurism (W. Lawrence) vi, 198

— description of an instrument for carrying a ligature round deep-seated arteries (J. Wardrop) xiii, 227

— description of a needle for the same purpose (C. A. Key) xiii, 10

— *presse artère*, description of (Sir P. Crampton) vii, 581

— description of a trephine for sawing off the extremities or portions of the long **BONES** (J. Wardrop) iv, 315

— description of a curved canula and jointed trocar for the operation of **BRONCHOTOMY** (J. Wood) xvii, 191

— description of an instrument for breaking down **CALCULI** in the bladder (H. Earle) xi, 92

— description of an instrument for closing vesico-vaginal and recto-vaginal **FISTULÆ** and fissures of the soft palate (W. Beaumont) xxi, 29

INSTRUMENTS, SURGICAL (*continued*)

- description of a seton needle used in the treatment of un-
united fracture (J. Wardrop) v, 371
- description of, for tying diseased TONSILS (T. Chevalier)
iii, 80
- for dilating the female urethra (Sir A. Cooper) xii, 235, 254
- bistoury employed in operating on varicose veins (Sir B.
Brodie) vii, 199
- OBSTETRIC, original obstetric instruments of the Chamber-
lens, brief notice of the (H. H. Carwardine) . . . ix, 181
- ditto, observations on their discovery [by H. H. Carwar-
dine] (R. Lee) xlv, 1
- ditto, notice by Mauriceau of the first attempt to use the
forceps in Paris xlv, 1-4
- a proposed new instrument for the alleviation of unnatural
descent of the womb (J. Reid) xxxi, 182
- description of an instrument for the removal of small
uterine polypi (C. Locock) xxxi, 173

INTEGUMENTS, on suppurative inflammation of the, occurring
in the puerperal state (M. Hall and J. Higginbottom)

- xiii, 189
- case of suppurative inflammation of the, occurring after
labour (J. M. Arnott) xv, 105
- See also *Skin*

INTERMITTENT, see *Fever* (Intermittent)

INTESTINES, on the condition of, in scarlatina (S. Fenwick)

- xlvi, 209
- on some affections of cæcal portion of, with illustrative cases
[inflammation, abscess, fæcal fistulæ, mortification, &c.]
(F. G. Reed) xlv, 77
- communication of bladder with, in a case of calculus (Charles
Hawkins) xli, 441 ; xlii, 423

INVAGINATION of, see *Intus-susception*

- OBSTRUCTIONS OF, depending on internal causes, observations
on, and on the means to be employed for their relief (B.
Phillips) xxxi, 1

Cases of several varieties of obstruction, illustrative of the similarity of the symptoms produced and the difficulty of differential diagnosis, 5; case of ileus, 5; case of obstruction by a biliary calculus, 6; case of, from the accumulation of fæcal matter, 7; case of, caused by intra-intestinal tumour, 7; case of, from malignant contraction of the colon, 8; case of, from a malignant tumour pressing upon the colon from without the tube, 9; case of invagination, 10; case of constriction by bands, 10; case of obstruction, from the passage of the intestine through an abnormal opening, 11; opinions of authors on the

INTESTINES, OBSTRUCTIONS OF (*continued*)

expediency of having recourse to surgical operations for the relief of, 19; results of operations in numerous cases referred to, 22; general conclusions, 34.

- notice of Mr. Phillips's paper on (J. Luke) . . . xxxiv, 271
- case of (J. Luke) xxxv, 243
- occasioned by a biliary calculus of extraordinary size (H. L. Thomas) vi, 98
- two analogous cases (T. Brayne) xii, 255
- an analogous case, quoted (B. Phillips) xxxi, 6
- from internal strangulation, relieved by operation (G. Bird and J. Hilton) xxx, 51
- case in which gastrotomy was performed for the relief of (R. Druitt) xxxi, 245
- case of obturator hernia, simulating, within the abdomen, to relieve which gastrotomy was performed (J. Hilton) xxxi, 323
- from disease of the sigmoid flexure of the colon and the rectum, relieved by establishing an artificial anus in the loin (F. Field) xxxiii, 48
- an analogous case (J. Clarkson) xxxiii, 57
- from stricture of the rectum, in which an artificial anus was successfully established in the left loin (J. W. C. Pennell) xxxiii, 255
- from internal strangulation by a band, and complicated by hernia, case of (S. Solly) xxxiii, 297
- account of two cases, in which the operation for artificial anus was performed, one in the ascending and the other in the descending colon (Wm. J. Clement) xxxv, 209

In ascending colon, 209; in descending colon, 218.

- from disease of rectum, treated by opening the descending colon in the left loin (A. Baker) xxxv, 227
 - case of, in which the ascending portion of the colon was opened with success (S. Evans) xxviii, 95
 - of the colon, relieved by an operation at the groin (J. Luke) xxxiv, 263
- STRANGULATION of, case of by bands (B. Phillips) xxxi, 10
- case of by a band, causing obstruction, for the relief of which gastrotomy was performed (R. Druitt) xxxi, 245
 - case of, in the obturator foramen, simulating intestinal obstruction within the abdomen, for which gastrotomy was performed (J. Hilton) xxxi, 323
 - internal, relieved by the operation of gastrotomy (G. Bird and J. Hilton) xxx, 51

INTESTINES, STRANGULATION (*continued*)

— case of internal, by a band, associated with a reducible hernia, successfully treated by operation (T. Bryant) l, 65

Additional case, associated with a scrotal hernia, 70.

— see also above (Obstructions), *Arms* (Artificial), &c.

See *Hernia* (Strangulated)

See *Cæcum, Colon, Duodenum, Ileum, Rectum*

INTESTINAL VILLI, morbid changes in, in persons who have died of cancer (S. Fenwick) xlviii, 267

INTOXICATION, case of recovery from the insensibility of, by the performance of tracheotomy (G. Sampson) xx, 46

INTRA-FŒTATION, remarks on (E. Stanley) xxiv, 241
See *Pregnancy*

INTUS-SUSCEPTION, case of, with remarks (T. Blizard) i, 169
case of (B. Phillips) xxxi, 10

remarks on the relative frequency of, in cases of intestinal obstructions (B. Phillips) xxxi, 4

INVERSION of the FOOT, in fracture of the neck and upper part of the thigh-bone, observations on (G. J. Guthrie) xiii, 108

INVERSION of UTERUS, see *Uterus* (Inversion of)

IODINE, discovery of, in sponge and other marine bodies, by Dr. Straub, and on its use in the cure of goitre by Dr. Coindet, referred to (A. C. Hutchison) xi, 248

case of bronchocele successfully treated by (H. S. Roots) xii, 810

IRELAND, result of inquiries as to the number of cases of lithotomy in (R. Smith) xi, 48

IRELAND, J. P.

Some account of the effects of arsenic in counteracting the poison of serpents ii, 896

IRIDECTOMY, surgical treatment of glaucoma by (J. W. Hulke) xliii, 247

IRIDEREMIA TOTALIS, case of (E. C. Hulme) xliv, 275

IRIS, on the structure of the (A. Jacob) xii, 509

double nerve-force affecting the, Valentin's opinion, referred to (J. W. Ogle) xli, 404

chronic effusion into (G. G. Gascoyen) lii, 278-5

IRIS (*continued*)

- on the effects of evacuating the aqueous humour in prolapsus of the (J. Wardrop) iv, 178
- on prolapsus of the, in the operation of extraction of the cataract (B. Travers) v, 410

IRIS FORCEPS, description of a new (W. B. Beaumont) xlv, 175

IRITIS, on an inflammatory affection, resembling, cured by bark, with cases (W. Wallace) xiv, 286

SYPHILITIC, with secondary papular eruption, cases of (T. Rose) viii, 390

— cases of, treated without mercury, with remarks on this form of iritis (G. G. Gascoyen) lii, 265

References to previous writers on the subject, 266; table of cases, with symptoms and treatment, 268; views of authors on chronic effusions into the iris, 273-5; summary of objections to the use of mercury, 276.

IRON, subcarbonate of, on the medical properties of (J. Elliotson), xiii, 282; additional report on 466

— on the use of, in tetanus (J. Elliotson) xv, 161

sulphate of, case of spasmodic cough cured by (C. Stanger) i, 18

remarks on the power possessed by iron of impregnating the biliary secretions (A. Marcet) xii, 62

IRRITABILITY, muscular, on the condition of, in paralytic limbs (M. Hall) xxii, 191

of the muscular fibre in paralytic limbs (M. Hall) xxxi, 149

of the muscles of paralysed limbs, and their excitability by the galvanic current, in comparison with the corresponding muscles of healthy limbs (R. B. Todd) xxx, 207

IRRITATION, influence of, in diseases within the cranium and spinal canal (M. Hall) xxiv, 102

of the membranes of the brain, influence of, in inducing spasmodic affections (M. Hall) xxiv, 122

of the spinal cord and its nerves in connection with disease in the kidneys (E. Stanley) xviii, 260

local, its influence in the production of diseases resembling cancer and other morbid alterations of structure (H. Earle) xii, 268

ISCHIA, cases of fracture of the (J. Swan) xii, 520

— ditto (H. Earle) xix, 261

ISCHIOPAGE, see *Monstrosity*

ISSUES, caustic, when useful in the cure of diseased joints (Sir B. Brodie) vi, 383

- JACKAL**, rabid, cases of hydrophobia from the bite of a (M. Hewitt) xiii, 264
- JACKSON, J. B. S., M.D.**
On a particular derangement of the structure of the spleen xxix, 277
- JACKSON, J. Hughlings, M.D.**
See *Clarke* (J. Lockhart), case of muscular atrophy
- JACOB, Arthur, M.D.**
Inquiries respecting the anatomy of the eye xii, 487
- JACTITATION**, periodical, cases of (R. Watt) v, 1
- JAMES, J. H.**
Some cases of disease of the heart, with an inquiry into their nature and causes viii, 432
Case of bronchocele treated by seton xi, 252
Cases in which the operation for the removal of cicatrices from the neck, consequent on burns, was successfully performed xiii, 152
Case of aneurism of the external iliac artery, for which the femoral artery and subsequently the aorta were tied, xvi, 1
- JAUNDICE**, cases of, from obliteration of the common bile-duct caused by disease of the pancreas, with malignant ulceration of the duodenum and discharge of fatty matter from the bowels (R. Bright) xviii, 3, 12
case of, with diseased pancreas, malignant ulceration of intestines, and fatty discharge from the bowels (R. Bright) xviii, 21
case of, with discharge of fatty matter from the bowels and a contracted state of the duodenum (E. A. Lloyd) xviii, 57
case of, induced by the pressure of the sac of an aneurism of the superior mesenteric artery (J. A. Wilson) xxiv, 221
the result of biliary pigment in the blood (Handfield Jones) xxxv, 270
in a case of acute poisoning by phosphorus; death on fifth day (S. O. Habershon) 1, 87
— ditto; death in six days (T. Hillier) 1, 99
- JAVA PEPPEE** (cubeba), as a remedy for gonorrhœa, observations on the use of (S. D. Broughton) xii, 99
- JAW**, observations on some tumours of the (R. Liston) xx, 165
UPPEE, observations on cases where part or the whole of the, has been extirpated (R. Liston) xx, 178
cases of tumours of the, removed by operation (R. Liston) xx, 180

JAW, UPPER (*continued*)

- morbid growths from, difficulties of diagnosis of (P. Hewett) xxxiv, 48
- LOWER, case of excision of the, with observations (J. G. Perry) xxi, 280

Notice of two cases of necrosis of the, 295.

- case of necrosis of the (W. Sharp) xxvii, 482
- observations on medullary tumour of the angle of the, and on cancer of the alveolar membrane of the (B. Travers) xv, 282, 242
- case of disarticulation of the left condyle of the, with excision of nearly the left half of the bone, for a tumour occupying its site (W. Beaumont) xxxiii, 248
- remarkable condition of, with immobility (G. M. Humphry) xlv, 288

JENNER, Edward, M.D.

- Observations on the distemper in dogs i, 265
- Two cases of smallpox infection communicated to the fetus in utero, under peculiar circumstances, with remarks i, 271

JENNER [Sir] William, M.D.

- On the identity or non-identity of the specific cause of typhoid, typhus, and relapsing fever xxxiii, 28
- On the determining causes of vesicular emphysema of the lung xl, 25
- On congestion of the heart, and its local consequences xliii, 199

JENNER, Sir W.

- Description of the simple form of colloid, referred to (S. W. Sibley) xxxix, 265

JOHNSON, Athol A. W.

- Cases of rupture of the liver or spleen xxxiv, 58

JOHNSON, George, M.D.

- On the minute anatomy and pathology of Bright's disease of the kidney, &c. xxix, 1
- Appendix to the foregoing xxx, 182
- On the inflammatory diseases of the kidney xxx, 165
- Note on the foregoing (G. Cursham), 285.
- On the proximate cause of albuminous urine and dropsy, and on the pathology of the renal blood-vessels in Bright's disease xxxiii, 107
- Case of encephaloid cancer affecting a testicle retained within the cavity of the abdomen xlii, 15
- On the forms and stages of Bright's disease of the kidneys, with especial reference to diagnosis and prognosis (fourth communication) xlii, 158

JOHNSON, George, M.D. (continued)

- On the pathology and treatment of cholera i, 103
1. On certain points in the anatomy and pathology of Bright's disease of the kidney. 2. On the influence of the minute blood-vessels upon the circulation li, 57
- History of seven cases in which a morbid growth was removed from one of the vocal cords by the aid of the laryngoscope li, 173

JOHNSON, George, M.D.

- Notes of two cases of intermittent hæmaturia (W. H. Dickinson) xlviii, 181

JOHNSON, H. O. [narrated by Ernest Hart]

- Some particulars of a case of popliteal aneurism cured by flexion of the knee xlvii, 29

JOHNSON, James, M.D.

- Particulars of a remarkable disease of the heart, attended with partial discoloration of the skin xiii, 212

JOHNSON, Zach., A.M., and J. Lockhart CLARKE

- On a remarkable case of extreme muscular atrophy, with extensive disease of the spinal cord li, 249

JOINTS, pathological researches respecting the diseases of (B. C. Brodie)

- iv, 210
- further observations on the diseases which affect the synovial membranes of (B. C. Brodie) v, 239

- further observations on the ulceration of the cartilages of (B. C. Brodie) vi, 318

- on an acute form of ulceration of the cartilages of (H. Mayo) xi, 104

- observations on ulceration of the cartilages of, and on ankylosis (H. Mayo) xix, 48

- on the ulcerative process in (C. A. Key) xviii, 208

- further remarks on the ulcerative process (C. A. Key) xix, 134

- on the formation of new joints, with microscopic appearances in the shoulder and hip (J. Howship) viii, 513, 593

- disease of the, consequent on phlebitis, remarks on (J. M. Arnott) xv, 56

- after injuries of the extremities (J. M. Arnott) xv, 69

- After injuries of the head, 73; after labour, 99.
- diseases of, their influence on the growth of the bones (G. M. Humphry) xlv, 283, 286

- purulent effusion within the, after parturition, cases of (B. Lee) xv, 414, *et seq.*

JOINTS (*continued*)

- case of universal purulent deposition into the, with separation of the epiphyses, after smallpox (H. Ancell) xxi, 148
- examples of symmetrical affections of (J. Paget) xxv, 30, *et seq.*
- ditto (W. Budd) xxv, 158
- observations on injuries of, and their treatment (R. Alcock) xxiii, 243; general results 257
- See *Ankle, Elbow, Knee, Shoulder, Wrist*
- See *Excision of*
- See also *Cartilages*

JONES, C. Handfield, M.B.

- Some observations on the effects of cholagogue medicines and some remarks on morbid changes in the liver xxxv, 249
- Observations on morbid changes in the mucous membrane of the stomach xxxvii, 87
- Observations respecting degeneration of the pancreas xxxviii, 195
- Tabular statement of seventy-two cases of hæmatemesis, with remarks xliii, 353

JONES, C. Handfield, M.B.

- On the structure of the alimentary canal, notice (W. Fox) xli, 362

JONES, Edwin Godden, M.D.

- Chemical analysis of the mineral waters of Spa vii, 1

JONES, George Matthew

- On excision of the knee-joint xxxvii, 61
- On disarticulation of the scapula from the shoulder-joint, with removal of the acromial end of the clavicle xlii, 7

JONES, Henry Bence, M.D.

- On the presence of sulphur in cystic oxide, and an account of a cystic oxide calculus xxiii, 192
- Remarks on the calculi in St. George's Hospital xxvi, 100
- On the sugar in diabetic blood xxvi, 211
- On the state in which uric acid exists in the urine, xxvii, 102
- On the presence of oxalate of lime in the urine xxvii, 146
- Some instances of the contrast between delirium tremens and inflammation of the brain, as regards the quantity of phosphoric acid excreted by the kidneys xxx, 21
- On a case of albuminous and fatty urine xxxiii, 313
- On the variations of the sulphates and phosphates excreted in acute chorea, delirium tremens, and inflammation of the brain xxxiv, 277
- On alkalescence of the urine from fixed alkali in some cases of disease of the stomach xxxv, 41

JONES, Henry Bence, M.D. (continued)

Sequel to a case of albuminous and fatty urine (in vol. xxxiii), with account of two other cases of so-called chylous urine xxxvi, 79

On intermitting diabetes, and on the diabetes of old age xxxvi, 403

JONES, Henry Bence, M.D.

On torulæ in urine (A. Hassall) xxxvi, 26-7

JONES, John Dalston

An extraordinary case of lesion within the uterus, with partial reparation before birth xxxii, 59

JONES, J. F. D., M.D.

On the process by which hæmorrhage is suppressed in divided and punctured arteries, referred to (B. Travers) iv, 443

— ditto (C. Hawkins) xvii, 122, 136

JONES, Robert

Case in which a communication appears to have existed for several months between the stomach and transverse colon in a child five years old xxxv, 35

JONES, T. Wharton

Observations on the state of the blood and the blood-vessels in inflammation [experiments on the bat's wing]

. xxxvi, 391

JONES, Walter

Case of osseous union of a fracture of the neck of the femur within the capsule xxiv, 12

JUNIPER, oil of, action of, on the urine in health (F. B. Nunneley) liii, 31

KANGAROO, on the air-cells in the lung of the (G. Rainey)

. xxxii, 53

KAYSER's table of cases of Cæsarean section, selection from (C. West) xxxiv, 84

KEATE, Robert

History of a case of bony tumour successfully removed from the head of a female x, 278

Case of exfoliation of the anterior arch of the atlas, referred to (Le Gros Clark) xxxii, 68

KELOID of Alibert, on the (T. Addison) xxxvii, 27

TRUE (T. Addison) xxxvii, 37

remarks on two cases of kelis (T. Longmore) xlvi, 105

Case of keloid of Alibert, 105; case of true keloid, 108.

i

)


r

p

l

g









KENNEDY, John, M.D.

Case of an extensive wound from the bite of a shark, ix, 240

KENNEDY, —

Case of constipation from scirrhus rectum (J. Adams)

xxxv, 57

KERRISON, Robert Masters, M.D.

On the dilatation of the male urethra by inflation, for the extraction of calculi from the bladder, as practised in Egypt nearly 250 years ago xii, 815

KEY, Charles Aston

Case of axillary aneurism successfully treated by tying the subclavian artery xiii, 1

On the ulcerative process in joints xviii, 208

Further remarks on the ulcerative process xix, 184

KEY, Charles Aston

Notes of a case of excision of the head of the humerus (J. Birkett) xlii, 5

KIDNEYS, on the functions of the foetal kidney (R. Lee)

xix, 238

Facts that seem to demonstrate that it performs its function prior to birth, 239.

experiments on the, illustrating the effects of venous obstruction and arterial determination (G. Robinson)

xxvi, 65, 73

malposition of the, case of (R. Boyd) xxiv, 187

case of congenital deficiency of one, with granular degeneration of the existing one (G. Busk) xxix, 269

DISEASES of: tables of the weight of, in various (J. Clendinning)

xxi, 59

— on irritation of the spinal cord and its nerves in connection with (E. Stanley) xviii, 260

— associated with valvular disease of the heart, statistical notices of (A. W. Barclay) xxxi, 196

— with ALBUMINURIA, and their origin in change occurring in the tubes or intertubular structure (W. H. Dickinson)

xliii, 225

Tubular disease, 226; large smooth kidney, 227; smooth dwindled kidney, 232; chronic granular or intertubular disease, 235; acute ditto, 240; table of the circulation in healthy and diseased kidneys, 243; conclusions on intertubular disease, 245.

— ditto, second paper (W. H. Dickinson) xliv, 169

Clinical details distinguishing the tubular and intertubular diseases, 170-3; chronic nephritis, 174; granular degeneration, 179; summary, 186.

— see *Bright's Disease*

KIDNEYS (*continued*)

- CALCULI** in the pelvis of the, case of (H. Earle) xi, 214
 — phosphate of lime calculus contained in the pelvis of the kidney in a case of mollities ossium (S. Solly) xxvii, 450
CYSTIC disease of, case simulating ovarian disease (H. C. Rose) li, 167
 case of aqueous **ENCYSTED TUMOUR** of the, with a supernumerary gland attached to it (C. Hawkins) xviii, 175
FATTY DEGENERATION of, in phosphorus poisoning (S. O. Habershon) l, 87
 — ditto (T. Hillier) l, 99
GRANULAR DEGENERATION of the, coincidence of, with old clots in the pulmonary arteries, remarks on (J. Paget) xxviii, 367
 small, granular, in acute peritonitis (S. O. Habershon) xliii, 18
 cases of fungus hæmatodes in the (G. Langstaff) viii, 293, 294
 on subacute **INFLAMMATION** of the (J. Simon) xxx, 142
 Pathology of cysted kidney, 150; scrofulous degeneration, 159.
 on inflammatory diseases of the (G. Johnson) xxx, 165
 note in reference to the two foregoing papers (G. Cursham) xxx, 235
OBSERVATIONS ON MALIGNANT DISEASE of the (B. Travers) xvii, 352
 on the quantity of **PHOSPHORIC ACID** excreted by the, in delirium tremens and inflammation of the brain contrasted, in some instances (H. B. Jones) xxx, 21
 account of two cases of **RUPTURE** of the ureter, or pelvis of the, from external violence, followed by large effusion of urine into the abdomen (E. Stanley) xxvii, 1
 See *Bright's Disease* of

KILLIAN, FRANZ

- Description of the pathological changes in fatty degeneration of placenta (R. Barnes) xxxiv, 190
 Description of the papillæ of the os and cervix uteri (notice) (Tyler Smith) xxxiv, 381

KINGDON, John A.

- On the causes of hernia xlvii, 295

KINGSTON, Peter Nugent, M.D.

- Remarks on two forms of atrophy of the valves of the heart, which interfere with their function; founded on a series of cases xx, 90
 Researches on some points of the pathology of pulmonary tubercles xx, 305

KINO, comparative experiments on, and its resemblance to the extract of the bark of the *Coccoloba uvifera* (J. Bostock) iii, 146

KIRKES, *William Senhouse*, M.D.

On some of the principal effects resulting from the detachment of fibrinous deposits from the interior of the heart, and their mixture with the circulating blood xxxv, 281

KNEE-JOINT, cartilaginous substances successfully extracted from the, case of (J. Clark) v, 67
 case of removal of a loose cartilage from the, followed by purulent depositions in the liver (W. Lawrence) xiv, 277
 detached piece of articular cartilage existing as a loose substance in (T. P. Teale) xxxix, 81

DISEASES:

case of symmetrical chronic disease of the cartilages of the patella, femur, and head of the tibia in both knees of the same subject (J. Paget) xxv, 81

case of destructive disease of the, consequent to delivery (J. M. Arnott) xv, 117

case of severe affection of the, occurring after premature delivery (A. M. M'Whinnie) xxxi, 65

cases of absorption and of ulceration of the cartilages of the (H. Mayo) xix, 50, *et seq.*

cases of ankylosis of the (H. Mayo) xi, 105; xix, 69

cases of INFLAMMATION of the synovial membrane of the (Sir B. Brodie) iv, 218; vi, 349, *et seq.*

two cases of periodical inflammation of right (C. H. Moore) l, 21

cases of malignant tumour occupying the (W. Lawrence) xvii, 85, 89

case of osteo-medullary tumour surrounding the (B. Travers) xvii, 400

cases of scrofulous affection of the (Sir B. Brodie) iv, 273, *et seq.*

cases of ULCERATION of the cartilages of the (Sir B. Brodie) iv, 266; vi, 361, *et seq.*

ulceration of the articular cartilages of the, with purulent effusion in a case of uterine phlebitis (R. Lee) xv, 414

results of gun-shot FRACTURES involving the (R. Alcock) xxiii, 260, *et seq.*

ON AMPUTATION at the (G. D. Pollock) liii, 1

Cases, 4-8; results of the experience of other surgeons, 10-18; tables of cases, 24-29.

ON EXCISION of the (G. M. Jones) xxxvii, 61

Chronological notice of operations, 1762-1854, 61-4.

- KNEE-JOINT**, on **EXCISION** of the (*continued*)
- [thirteen cases] (G. M. Humphry) xli, 193
 - the results in thirty-nine cases (G. M. Humphry) lii, 13
 - for disease, with the history of nine typical cases (F. J. Gant) liii, 102
 - influence of, on the growth of the bones (G. M. Humphry) xlv, 283, 301
- FLEXION** of, in a case of popliteal aneurism (E. Hart) xlii, 205
- ditto (A. Shaw) xlii, 209
 - ditto (A. E. Durham) xlvii, 25
 - ditto (H. C. Johnson) xlvii, 29
- KNIFE**, case of the lodgment of the blade of a, in the muscles of the back of a sailor for above thirty years (F. Bush) ii, 103
- KNIVES**, account of a man who lived ten years after having swallowed a number of clasp-knives, with a description of the appearances after death (A. Marcet) xii, 52
- LABIA PUDENDI**, case of adhesion of the, obstructing delivery (W. Russell) xi, 445
- and buttock, case of large cellular tumour occupying the (W. Lawrence) xvii, 11
- LABOUR**, see *Parturition*
- rupture, &c., of uterus during, see *Uterus*
- LABYRINTH** of the **EAR**, affections of, producing disease in the medulla oblongata (J. Toynbee) xxxiv, 251
- LACERATION**, of the liver, with rupture of the gall-bladder, caused by external violence, case of (W. Fergus) xxxi, 47
- see also *Bile* (Extravasation of)
 - of muscular fibres, particularly of the external gastrocnemius (J. Wardrop) vii, 278
 - of the scalp, observations on (Sir B. Brodie) xiv, 327
 - of the spinal cord and its membranes, observations on (Sir B. Brodie) xx, 122
 - of the internal coat of the stomach and duodenum by vomiting, case of (T. Chevalier) v, 93
 - see also *Stomach* (Rupture of the)
 - of the uterus during labour, two cases of (W. Birch) xiii, 357
 - subsequent medical history of one of the foregoing cases (W. Birch) xx, 374
 - of the peritoneal coat of the uterus in advanced pregnancy, case of (W. H. Partridge) xix, 72
- Reference to analogous cases, 76-7.
- LACTUCA VIROSA**, on the use of, in hooping-cough (T. Gumprecht) vi, 608

LARNEC

On fatty diseases of the heart, referred to (R. Quain, M.D.)
 xxxiii, 184

LALLEMAND

Case of rupture of the stomach produced by vomiting, referred to (J. N. Weekes) xiv, 452
 On traces of the cure of ramollissement of the brain, referred to (J. Sims) xix, 383-4

LANE, Charles

Case of ill-conditioned ulcer of the tongue, successfully treated by arsenic viii, 201

LANE, James B., and Geo. G. GASCOYEN

Record of cases treated in the Lock Hospital by syphilisation
 l, 281

LANE, Samuel

On the performance of amputation at the knee-joint (notice) (G. Pollock) liii, 8

LANGSTAFF, George

A case of fungus hæmatodes iii, 277
 Description of an extra-uterine foetus contained in the fallopian tube vii, 482
 Cases of fungus hæmatodes, with observations, and an appendix containing two cases of analogous affections, by W. Lawrence viii, 272
 A case of extra-uterine foetus contained in the fallopian tube, with observations viii, 500
 Cases of fungus hæmatodes, cancer and tuberculated sarcoma, with observations ix, 297
 A case of ascites, connected with utero-gestation, successfully treated by operation xii, 372
 Cases of fractured neck of the thigh-bone within the capsular ligament, with dissections and observations xii, 487
 Practical observations on the healthy and morbid conditions of stumps xvi, 128
 Case of polypus of the uterus xvii, 63
 Case of medullary sarcoma, affecting several important viscera, with a description of the morbid appearances on dissection xviii, 250

LARA, B., M.D.

Letter from, on the case of a man who swallowed a number of clasp-knives (A. Marcet) xii, 64

LARDACEOUS DEPOSIT, see Amyloid

LABREY, Baron

Observations on the condition of the cerebral system in tetanus, referred to (M. Hall) xxiv, 95

LARREY, Baron Hippolyte

Conclusions as to osteo-myelitis (after gun-shot wounds)
(T. Longmore) xlviii, 49

LARYNGITIS, two fatal cases of, in one of which laryngotomy was performed (J. R. Farre) iii, 84

Observations on diagnosis and treatment, 323; distinction between, and cynanche trachealis, 325; bronchotomy, when admissible, 330.

history of a fatal case of, in which bronchotomy was performed (E. Percival) iv, 300

case of, with remarks (T. Wilson) v, 156

— successfully treated by bleeding (J. W. Roberts) vi, 135

Sequel of the case, 140; remarks on the foregoing case (Sir G. Blane), 141.

cases of, with bronchotomy for (W. Lawrence)

vi, 228, 250, 253

case of, successfully treated by bleeding and mercury
(— Arnold) ix, 81

chronic case of, in which laryngotomy and mercury were
successfully employed (M. Hall) x, 166

case of, in which tracheotomy and mercury were successfully
employed (W. H. Porter) xi, 414

cases of, from accidentally swallowing boiling water from the
spout of a tea-kettle (M. Hall) xii, 1, *et seq.*

— appendix to the foregoing (E. Stanley) xii, 8

on some effects of, with suggestions relative to the operation
of bronchotomy (J. Wood) xvii, 138

cases of, relieved by operation (J. Wilson) xxv, 60

fatal, case of (J. A. Wilson) xxvii, 134

case of, successfully treated by operation (J. A. Wilson)
xxvii, 137

case of, accompanied by the formation of a false membrane
in the trachea and bronchi, in which tracheotomy was per-
formed (T. A. Barker) xxxi, 51

LARYNGOSCOPE, remarkable growth from epiglottis removed with the aid of (G. D. Gibb) xlviii, 1

seven cases of removal of morbid growths from one of the
vocal cords by the aid of (G. Johnson) li, 173

LARYNGOTOMY, see *Bronchotomy, Tracheotomy***LARYNX, DISEASES of, on some, which require the operation of bronchotomy (W. Lawrence)** vi, 221

— cases of acute, in the throat and larynx, one of which was
cured by tracheotomy (J. A. Wilson) xxvii, 134

— cases of, and some observations on the operation of trache-
otomy (T. A. Barker) xxxviii, 223

LARYNX (*continued*)

- ossification and bony growth of the cartilages of the, preventing deglutition, case of (F. Travers) . . . vii, 150
- on some effects of inflammation of the membranous lining of the, &c. (J. Wood) . . . xvii, 138
- effect of obstructions in the, on the respiratory movements (F. Sibson) . . . xxxi, 393
- detachment of diseased bronchial gland, impacted in, causing fatal asphyxia (G. Edwardes) . . . xxxvii, 151
- remarks on the diagnosis of foreign bodies in the (C. Hawkins) . . . xxiii, 96
- case of a sixpence lodged in, during ten weeks (J. B. Sanderson and J. W. Hulke) . . . xlviii, 201
- extensively opened in a case of cut-throat, case of recovery from (R. A. Stafford) . . . xxiii, 221
- See also *Bronchotomy, Laryngitis, Tracheotomy*

LATHAM, Peter, M.D.

- Case communicated by, of laryngeal disease, for which bronchotomy was performed (W. Lawrence) . . . vi, 253

- LAUDANUM**, case of poisoning by, successfully treated by an emetic (A. Marcet) . . . i, 77
- case of poisoning by, successfully treated by artificial respiration (C. I. Smith) . . . xx, 86

LAURENCE, John Z.

- On encephalocele, the history of a case, with a tabular analysis of seventy-five cases . . . xxxix, 307

LAUSANNE, statistics of the penitentiary of (W. Baly)

xxviii, 124, 210, *et seq.*

LAWRENCE, [Sir] William

- Case of a woman who voided a large number of worms by the urethra, with a description of the animals . . . ii, 385
- Remarks on the occurrence of malignant disease in several organs of the same individual, with cases, appended to Mr. Barle's case of diseased testicle . . . iii, 71
- Account of a child born without a brain, which lived four days, with a sketch of the principal deviations from the ordinary formation of the body, &c. . . v, 165
- A new method of tying arteries, in aneurism, amputation, and other surgical operations, &c. . . vi, 156
- On some affections of the larynx which require the operation of bronchotomy . . . vi, 221
- Two cases of fungus hæmatodes . . . viii, 306
- Further observations on the ligature of arteries, to which is added a case of popliteal aneurism attended with some unusual circumstances . . . viii, 488

LAWRENCE, [Sir] *William* (*continued*)

- Case of aneurism by anastomosis of the finger, appended to Mr. Wardrop's paper on *nævi materni* ix, 216
- A short account of two cases of Cæsarian operation recently performed in Germany, abridged from 'Siebold's Journal'; an appendix to Dr. Locher's case of second operation on the same patient xi, 204
- On dislocations of the vertebræ xiii, 387
- On the treatment of *nævi materni* by ligature xiii, 420
- Observations on the nature and treatment of erysipelas, illustrated by cases xiv, 1
- Cases of simple erysipelas, 81; cases of erysipelas treated by incision, 184; cases of inflammation of the cellular structure, 198.
- Cases of secondary purulent deposits after venesection and surgical operations, communicated in Mr. Rose's paper on depositions of pus and lymph after injuries xiv, 277
- Case of fatal phlebitis, deposition of pus into the substance of the heart (appendix to Arnott's paper on inflammation of veins) xv, 128
- Case of phlegmasia dolens, caused by inflammation of the veins of the lower extremity, excited by malignant ulceration of the cervix uteri xvi, 58
- History of a case in which, on examination after death, the pancreas was found in a state of active inflammation xvi, 367
- Observations on tumours, with cases xvii, 1
- Dissection of a case in which there had been dislocation of the ankle with fracture of the fibula xvii, 58

LAWRENCE, [Sir] *William*, and *H. H. SOUTHEY*

- Two cases of the true elephantiasis, or lepra Arabum vi, 209

LAWRENCE, Sir *William*

- Notice of a case of calculous matter mixed with hair, &c. (R. Lee) xliii, 111

LEAD, notices of the effects of, upon the system (loss of vision) (J. Alderson) xxii, 82

Note on the foregoing, with reference to the detection of lead in cisterns (T. J. Pearsall), 91.

- remarkable effect produced by the absorption of, upon the human gums (H. Burton) xxiii, 63
- detected by analysis in the paralysed extensors of the hands of a patient who died of epilepsy from lead-poisoning (W. Budd) xxv, 116

LEANDER, report of the state of the wounded on board the, in the action before Algiers (D. Quarrier) viii, 1

LEBERT, Hermann

On fibro-plastic tumours (notice of) (H. Gray) xxxix, 124, 145

LEE, Henry

On the deposition of fibrin on the lining membrane of veins xxxv, 187

On mercurial fumigation in the treatment of syphilis xxxix, 339

On different forms of primary syphilitic inoculation xlii, 487

On a form of secondary syphilitic inoculation . . . xliii, 57

Syphilitic inoculation, and its relation to diagnosis and treatment xliv, 227

Case of aneurism of the external iliac and common femoral arteries, treated by digital pressure xlv, 441

On amputation of the leg by a long rectangular flap from the calf xlviii, 195

Case of double hernia in a single sac li, 93

On excision of the larger joints; with a *table* of cases lii, 1 and *Lionel S. BEALE*, M.B.

On the repair of arteries and veins after injury l, 477

LEE, Henry

On phlebitis (notice) (F. W. Mackenzie) xxxvi, 195-8

LEE, Robert, M.D.

A contribution to the pathology of phlegmasia dolens, xv, 132; appendix of illustrative cases, and observations 145

Pathological researches on inflammation of the veins of the uterus, with additional observations on phlegmasia dolens xv, 369

Pathological and practical researches on uterine inflammation in puerperal women xvi, 377

Appearances observed in a case of double uterus, in which impregnation had taken place, with remarks on the structure and formation of the membranes of the human ovum xvii, 473

Case of pulmonary phlebitis xix, 44

Observations on fibro-calcareous tumours and polypi of the uterus xix, 94

On the functions of the foetal kidney xix, 238

History of a female who has four mammæ and nipples xxi, 266

Account of a foetus of seven months, with its placenta partially adherent to a nævus occupying the scalp and dura mater xxii, 300

LEE, Robert, M.D. (continued)

- On the structure of the corpus luteum xxii, 329
- On the ophthalmia of puerperal women xxviii, 345
- On the use of the speculum in the diagnosis and treatment of uterine diseases xxxiii, 261
- Supplement to a paper on fibro-calcareous tumours and polypi of the uterus xxxiii, 279
- Description of the morbid anatomy of the sac in Mr. Duffin's successful case of ovariectomy xxxiv, 6
- Analysis of 108 [162] cases of ovariectomy which have occurred in Great Britain xxxiv, 10
- Analysis of one hundred cases of cancerous disease of the uterus xxxv, 437
- Further researches on the pathology of phlegmasia dolens xxxvi, 281
- Supplement to a paper on the use of the speculum in the diagnosis and treatment of uterine diseases (in vol. xxxiii of the 'Transactions') xxxviii, 289
- Further observations on the use of the speculum in the diagnosis and treatment of uterine diseases xl, 201
- On the membrana decidua which surrounds the ovum in cases of tubal gestation xli, 137
- supplement xli, 153
- History of an additional case of tubal gestation (see vol. xli, p. 137) xliii, 1
- On the nature of ovarian cysts which contain teeth, hair, and fatty matter xliiii, 93
- appendix, containing notices of cases of calculus mixed with hair, &c., by Sir B. Brodie and Sir William Lawrence xliiii, 109
- Further observations on the structure and treatment of uterine polypi xliv, 73
- Observations on the discovery of the original obstetric instruments of the Chamberlens xlv, 1
- Supplement to a paper "Analysis of 162 cases of ovariectomy which have occurred in Great Britain" (in vol. xxxiv of the 'Transactions') xlvi, 21
- On the induction of premature labour in cases of pregnancy complicated with albuminous urine, dropsy, and amaurosis xlvi, 169
- Supplement to a paper entitled "Further observations on the structure and treatment of uterine polypi (in vol. xlv of the 'Transactions') xlviii, 185
- LEG, medullary tumour of the calf of the (B. Travers) xvii, 391**
- Osseous tumour of, 401.
- extraordinary enlargement of (T. Chevalier) ii, 63

LEG (*continued*)

- an analogous case (G. Southam) xxx, 69
- compound FRACTURE of, analysis of 193 cases (T. Bryant) xliiv, 24
- on section of the tendo Achillis in some cases of fracture of the bones of the (C. De Morgan) xxxiii, 17
- AMPUTATION of, by a long rectangular flap from the calf (H. Lee) xlviii, 195
- see *Femur, Fibula, Tibia*

LEITCH (Harvey), case of deformity of, deficiency of femur, &c. (G. V. Ellis) xxxvi, 439

LEMON JUICE, remarks on the beneficial effects of, in scurvy (Sir G. Blane) vi, 496, 558

LEPER HOSPITAL at Granada, brief notes of a visit to (J. Webster) xliiii, 27

Contentedness of leprous patients, 29; prevalence of leprosy in Spain, 31; non-hereditary tendency, 33; hygienic management, 36; general inferences, 39.

LEPRA ARABUM, see *Elephantiasis*

LEPROSY, incidental remarks on the introduction of, into Europe (Sir G. Blane) iv, 92

LETHEBY, H., M.B.

Case of fatal poisoning by Sir William Burnett's fluid xxxiii, 288

LEUCORRHOEA, memoir on the pathology and treatment of, based upon the microscopical anatomy of the os and cervix uteri (Tyler Smith) xxxv, 377

Microscopical appearances of mucous membranes of os and cervix in chronic leucorrhoea, 393.

LEVER, John C. W., M.D.

Statistical notices of 120 cases of carcinoma uteri, with remarks xxii, 267

Case of tumour in the pelvis impeding parturition xxiii, 414

and *John HILTON*

- Case of a foreign body introduced into the pelvis through the vagina, and description of a successful operation for its removal xxxi, 815

LIGAMENTS, observations on elongation of the, of the hip- and knee-joints, permitting displacement of the articular surfaces, unaccompanied by pain or other signs of inflammation, with cases (E. Stanley) xxiv, 128

- LIGAMENTS** (*continued*)
 description of the, of the human ossicula auditus (T. W. Chevalier) xiii, 61
- LIGATURE**, on the treatment of *nævi* by (W. Lawrence) xiii, 420; (A. White) xiii, 444
 on an improved method of tying diseased tonsils (T. Chevalier) iii, 80
 case of ligature, applied from beneath the jaw in a malignant disease, occupying one half of the tongue (J. M. Arnott) xxii, 20
 of **ARTERIES**, description of an instrument for carrying a ligature round deep-seated arteries (J. Wardrop) xiii, 227
 — description of a needle for the same purpose (C. A. Key) xiii, 10
- See *Aneurism* and *Arteries* (*passim*)
- LIMBS**, see *Amputation*, *Excision*
- DEFORMITY** of lower, instance of remarkable [absence of thigh-bone, &c., case of Harvey Leitch] (G. V. Ellis) xxxvi, 439
- PARALYSED**, on the contractility or irritability of the muscles of, and their excitability by the galvanic current, in comparison with the corresponding muscles of healthy limbs (R. B. Todd) xxx, 207
 — excitability of paralysed and healthy, by the galvanic currents, additional experiments (R. B. Todd) xxxvi, 459
 — on the irritability of the muscular fibre in (M. Hall) xxxi, 149
- LIME**, **CHLORIDE** of, on the utility of the application of a solution of, to cancerous ulcers (B. Travers) xvii, 319
- OXALATE** of, method of examining blood to obtain crystals of (A. B. Garrod) xxxii, 174
 — on the presence of, in the urine (H. B. Jones) xxvii, 146
 — examination of a calculus composed of (W. Henry) x, 139
 — calculi composed of, in the collection in St. George's Hospital (H. B. Jones) xxvi, 102
 — see *Calculi* (*Urinary*)
- PHOSPHATE** of, crystals, description of (A. Hassall) xxxvi, 63
 — found in large quantity in the urine of a patient affected with *mollities ossium* (S. Solly) xxvii, 448, 459
 A calculus of, in the kidney, in the foregoing case, 450
 — see also *Calculi*

LINEA ALBA, case of a large adipose tumour occupying the, successfully extirpated (Sir A. Cooper) xi, 440

LIPS, on diseases of the, arising from local irritation (H. Earle) xii, 271
 (lower), observations on cancer of the (B. Travers) xv, 239
 — restoration of, on a plastic operation for (T. P. Teale) xxxviii, 81
 (upper), remarks on lupus affecting (B. Travers) xv, 254

LIQUOR AMNII, chemical analysis of (J. Bostock) iv, 73
 — ditto (R. Lee) xix, 241

LIQUOR SANGUINIS, observations on (B. G. Babington) xvi, 295, 299

LISBON, remarks on the climate of (Sir J. Macgrigor) vi, 444

LISTON, Robert

Observations on some tumours of the mouth and jaws xx, 165
 Remarks on the acute form of anasarous tumour of the scrotum xxii, 288
 On the arrangement of the intermediate vessels on surfaces secreting pus, with a note regarding the vascularity of articular cartilages xxiii, 85
 Remarks on the mode of amputation and method of dressing, adopted at University College Hospital, appended to Mr. Potter's paper on the "Statistics of amputation" xxiv, 159
 Case of erectile tumour in the popliteal space, removed by operation xxvi, 120
 Observations on encysted hydrocele xxvi, 216
 Remarks on wounded arteries, secondary hæmorrhage, and false aneurisms xxix, 107

LISTON, Robert

Cases of the removal of a foreign body from the right bronchus, referred to (J. G. Forbes) xxxiii, 4
 His case [interval of five months between first hæmoptysis from aneurism and death] (notice) (W. T. Gairdner) xlii, 194

LITHATE, see *Ammonia* (Lithate of)

LITHIC ACID, analysis of (W. Prout) viii, 538
 on the state in which it exists in the urine (H. B. Jones) xxvii, 102

- LITHIC ACID** (*continued*)
 observations on calculi composed of (W. Henry) x, 132
 — ditto (H. B. Jones) xxvi, 101
- LITHOTOMY**, statistical inquiries respecting the number of cases of, in the various provincial charities of Great Britain and Ireland, and in private practice (R. Smith) xi, 18
 statistical inquiries respecting, among seafaring people, &c. (A. C. Hutchison) ix, 443; xvi, 94; xxi, 20
 observations on the operation of (P. M. Martineau) xi, 402
 Table of eighty-four cases, 406.
 analysis of 230 cases of [from the records of Guy's Hospital] (Thomas Bryant) xlv, 327
 Frequency at different periods of life, 329; mortality of the operation, 330; causes of death, 335-7; influence of chloroform on the mortality, 339.
 account of a case of, with loss of contractile power of the bladder (T. Forster) i, 99
 Examination after death, 105.
 a case of, with remarks on the effect of that operation, &c. (T. Chevalier) ii, 201
 case of nephritis calculosa, and an account of the operation of, given by the patient himself (A. Marcet) x, 147
 successful case of, with unusually large calculus (C. Mayo) xi, 54
 successful case of, with very large calculus (W. B. Dickinson) xi, 61
 remarks on the danger of extracting large calculi by the operation of, and description of an instrument intended to facilitate the breaking down stones of considerable magnitude (H. Earle) xi, 69
 Necessity of desisting from the extraction of calculi in some cases, 87.
 case of unusual difficulty in, arising from great distortion of the pelvis by rickets (H. Thompson) xlvii, 11
- LATERAL**, case of, with remarks on the best mode of making the incision in (S. Cooper) viii, 206
 — observations on the statement made by Dr. Douglas of Cheselden's improved operation (T. Yelloly) xv, 339
- RECTO-VESICAL**, in a case of vesical calculus of unusual size (G. Southam) xlii, 427
- URETHRAL** and **VAGINAL**, and *table* of cases (T. Bryant) xlvii, 160-2, 166
- LITHOTRITY**, notes on, with an account of the results of the operation in the author's practice (Sir B. C. Brodie) xxxviii, 169
 Details of the mode of operating, 170-183; injection of tepid water before operation, 172; careful movement of the forceps re-

LITHOTRITY (*continued*)

quired, 178; too much not to be attempted in one operation, 175; unpleasant consequences after operation to be avoided, 175-9; statistics of results of the author's practice in 115 cases, 184; cases with fatal result, 186-91; comparison with results of lithotomy, 192-4.

analysis of 184 cases of stone in the bladder of the adult treated by (Sir H. Thompson) liii, 127

Reference to Sir B. Brodie's paper, 129; causes of death, 135-7; table of fatal cases, 188; condition of patients after lithotrixy, 189; recurrence of calculus, 140; question of the success of the operation, 143; analysis of cases, 145-174.

calculus in the bladder removed by, case in which a communication existed between the bladder and intestine (Charles Hawkins) xli, 441
 — sequel to ditto (Charles Hawkins) xlii, 423
 table of cases of, in stone in the female bladder (T. Bryant) xlvii, 167

LITTLE, Louis Stromeyer

Case in which a gold plate with artificial teeth was swallowed, detected in the stomach, and removed liii, 93

LITRE's operation in the groin, superiority of Amussat's operation to, in obstruction of the colon (J. Luke) xxxiv, 274
 — ditto, objections to (A. Baker) xxxv, 238

LIVER, remarks on morbid changes in (Handfield Jones)

. xxxv, 249
 tables of the weight of the, in various diseases (J. Clendinning) xxi, 59, *et seq.*
 percentage of alkaline and earthy salts in healthy and amyloid livers (W. H. Dickinson) l, 51
 acute degeneration of xxxv, 272
ENLARGEMENT of, on a peculiar stethoscopic sign occurring in some cases of (J. G. Malcolmson) xxi, 91
 — in rickets lii, 361-72
FATTY degeneration of (C. H. Jones) xxxv, 259
 — in phthisis (G. Gulliver) xxvi, 95
 — in phosphorus poisoning (S. O. Habershon) l, 87
 — ditto (T. Hillier) l, 99

FUNGUS HÆMATODES of the, cases of (G. Langstaff) iii, 277; viii, 279, *et seq.*; ix, 302

HYDATIDS of the, successfully tapped (W. T. Cox) xxi, 331
 — chemical examination of a red substance contained in a cyst in the liver in the foregoing case (J. Bostock) xxi, 337
 — case of a rare species of (*echinococcus hominis*), found in the (T. B. Curling) xxiii, 385

LIVER, HYDATIDS of the (*continued*)

— case, with remarks on treatment of similar tumours (J. Harley) xlix, 79

INFLAMMATION OF, on the use of nitro-hydrochloric acid in acute and chronic (H. Scott) viii, 185

LARDACEOUS (C. H. Jones) xxxv, 261

nutmeg (C. H. Jones) xxxv, 264-7

scrofulous affection of the, in a case of hydrocephalus, with remarks (W. Cooke) ii, 17

CASES OF TUBERCLES and malignant diseases of the, arising from organic disease of the stomach (E. J. Seymour) xiv, 230, *et seq.*

scirrhous tubercle of the, remarks on (B. Travers) xvii, 362

cases of sloughing abscess connected with the, with remarks on encysted tumours of the (C. Hawkins) xviii, 98

remarks on the, as the principal source of dysentery (W. Fergusson) ii, 187

on affections of the, leading to phthisis pulmonalis (A. P. Wilson Philip) vii, 514

on depositions of pus and lymph in the, after injuries of different parts of the body, with cases (T. Rose) xiv, 251, *et seq.*

See Cirrhosis

INJURIES: case of rupture of the, or of the gall-bladder, with extravasation of bile into the abdomen (— Fryer) iv, 333

— an analogous case (W. R. Barlow) xxvii, 378

Note on the foregoing, and reference to a similar case, 383.

case of extensive laceration of the, with rupture of the gall-bladder, from external violence (W. Ferguson) xxxi, 47

case of laceration of the, from violence, in a pregnant woman, and extraction of a living fœtus by the Cæsarian section from the dead mother (J. H. Green) xii, 46

rupture of the (A. Johnson) xxxiv, 53

incised wounds of, two cases (noticed by Mr. Macilwain) xxxiv, 58 (*note*)

LLOYD, Eusebius Arthur

Case of jaundice with discharge of fatty matter from the bowels, and a contracted state of the duodenum xviii, 57

On the presence of spermatozoa in the fluid of hydrocele xxvi, 368

LOCALIZATION of the effects of certain remedies, observations on the (M. Hall) xxiii, 150

LOCHER, J. J., M.D.

- History of a case of Cæsarian operation in which the lives of the mother and child were both preserved; with preliminary observations by J. A. Albers . . . ix, 11
 History of a second Cæsarian operation performed on the same patient; with an appendix of two cases in which this operation has recently been performed in Germany, abridged from 'Siebold's Journal,' by W. Lawrence . . . xi, 182

LOCKED JAW, see *Trismus*

LOCOCK [Sir] Charles, M.D.

- Observations on some peculiarities of polypus of the uterus . . . xxxi, 171

LOCOMOTION and the sexual propensity, as influenced by the cerebellum, observations on (R. Dunn) . . . xxxii, 112

LOMBARDY, on the pellagra prevailing in (H. Holland) . . . viii, 315

LONDON, localities of, in which each form of continued fever is most prevalent (C. Murchison) . . . xli, 247
 See *Mortality* from Cholera in

LONDON HOSPITAL, see *Hospitals*

LONGMORE, Thomas

- Remarks on two cases of kelis . . . xlv, 105
 Remarks upon osteo-myelitis consequent on gunshot wounds of the upper and lower extremities, and especially upon the treatment of stumps affected with osteo-myelitis, after amputation necessitated by such injuries . . . xlviii, 43

LOUIS, —

- Proportional number of cases of obstruction of the bowels observed by, in post-mortem inspections, referred to (B. Phillips) . . . xxxi, 3

LOWDELL, George

- Hydatid cyst, either originating in or pressing upon the prostate gland . . . xxix, 253

LUDLOW, Abr.

- Case of a pouch in the œsophagus, referred to (W. C. Worthington) . . . xxx, 199

LUETTE VESICALE, remarks on, and description of the, given by different authors, referred to (Sir C. Bell) . . . iii, 172

LUKE, James

- Cases of strangulated hernia reduced "en masse," with observations xxvi, 159
 On Petit's operation for the relief of strangulated hernia xxxi, 99
 Case of obstruction of the colon, relieved by an operation performed at the groin xxxiv, 263
 Case of intestinal obstruction xxxv, 243

LUMBAR REGION, see *Anus* (Artificial) in, *Colotomy*

LUNAR CAUSTIC, see *Silver* (Nitrate of)

LUNATICS, see *Insanity*

LUNATIC ASYLUMS, see *Bethlem Hospital*

- West Riding Asylum at Wakefield and North-East Riding Asylum at Clifton, statistics of state of optic nerves and retinae in the insane in (T. C. Allbutt) li, 101-40

LUNG-TISSUE, on its detection in the expectoration of persons affected with phthisis (S. Fenwick) xlix, 209

Stage of deposition of tubercle, 211; microscopic appearances of lung-tissue, 212-13; stage of softening, 214; stage of cavity, 216; size of lung fragments in expectoration, 217.

LUNGS, observations on the anatomy of the (T. Addison)

- xxiv, 146
 on the minute structure of the, and on the formation of pulmonary tubercle (G. Rainey) xxviii, 581
 on the minute anatomy of the emphysematous lung (G. Rainey) xxxi, 297
 on the minute anatomy of the, of the bird (G. Rainey) xxxii, 47

Lung of man compared with that of the bird, 53.


DISEASES:—

- on the capacity of the, and on the respiratory functions, with a view of establishing a precise and easy method of detecting disease by the spirometer (J. Hutchinson) xxix, 137
 effects of diseases of the, on the respiratory movements (F. Sibson) xxxi, 402, 426
 on the appearance of the, in animals that die from loss of blood (M. Hall) xvii, 264
 on the condition of the, in chronic diseases of the heart (J. Clendinning) xxi, 46
 diseases of the, the probable cause of hypertrophy of the brain, in many instances (J. Sims) xix, 378
 on the state of the, in hooping-cough (J. Alderson) xvi, 91









LUNGS, DISEASES (*continued*)

composition of, in the diminution of chlorides in the urine in pneumonia (L. S. Beale) xxxv, 358
ABSCESS in the, communicating with the pulmonary artery, case of (W. Crowfoot) xxvi, 154
 — remarks on the foregoing case (J. Dalrymple) xxvi, 157
 on the deposition of **BLACK MATTER** in the, particularly as occurring in coal miners, &c. (W. Thomson)

xx, 230; xxi, 340

• **chemical examination of CALCULI** from the (J. Bostock) xix, 87
case of extensive CARCINOMA of the, with practical remarks (G. Burrows) xxvii, 119
remarks on EMPHYSEMA of the (G. Budd) xxiii, 37
 on the determining causes of vesicular emphysema of [expiratory theory] (W. Jenner) xl, 25
observations on FATTY degeneration of the (G. Gulliver)

xxvi, 94

FIBROID degeneration of the (H. G. Sutton) xlviii, 287

Microscopical examination, 292-9; clinical histories of three cases, 299-309; natural history of the disease, 309; not due to scrofula, 313; diagnostic signs, 316; summary, 317; reference to writers on the subject, 319; table of thirty-four cases from Guy's Hospital records, 324.

FUNGUS HÆMATODES in the, cases of (G. Langstaff) viii, 272, *et seq.*; ix, 298, *et seq.*

case of MYELOID transformation of (T. C. Allbutt) xlix, 165
 on **TUBERCLE** of the, in children, with remarks on pulmonary phthisis in the young subject (P. H. Green) xxvii, 351
 on malignant **TUMOURS** connected with the (J. Sims)

xviii, 281

case of medullary TUMOURS in the, accompanied with a similar disease in the brain and testis (H. Earle) iii, 59

INJURIES:—

on depositions of pus and lymph occurring in the, after injuries of different parts of the body (T. Rose), xiv, 251; see also on the "Secondary effects of inflammation of veins" (J. M. Arnott) xv, 1

on congestive pneumonia, consequent upon surgical operations, diseases, and injuries (J. E. Erichsen) xxvi, 29

Table showing the state of the lungs in sixty-two cases of death from operations, injuries, and surgical diseases, 46.

removal of a portion which protruded through a wound, case of (W. Forde) xx, 378

case of rupture of right xxxiv, 53

LUPUS of the nose and upper lip, description of (B. Travers)

xv, 254

LYFOED, Giles

Case of carotid aneurism successfully treated (by ligature)
xi, 97

LYMPH, on the rapid organization of, in cachexia (J. Dalrymple)
xxiii, 205

on the early organization of coagula and mixed fibrinous
effusions under certain conditions of the system (J. Dal-
rymple) xxvii, 70

observations on the depositions of lymph and pus after
injuries of different parts of the body (T. Rose) xiv, 251

**LYMPHATIC SYSTEM, connection of a local affection of, and
chylous urine, and pathology of the disease (H. V. Carter)**
xlv, 189**LYMPHATIC GLANDS and SPLEEN, on some morbid appearances
of the (T. Hodgkin) xvii, 68**

of the abdomen, involved in a case of extensive gelatiniform
cancer of the peritoneum (E. Ballard) xxxi, 119

LYMPHATICS of the TESTICLE, growth of cartilage in (J. Paget)
xxxviii, 247**M'ARTHUR, Duncan, M.D.**

Four cases of tetanus, illustrated by dissections vii, 461

MACARTNEY, James, M.D.

On priapism, produced by injuries of the spinal cord, referred
to (Sir B. Brodie), xx, 191; (M. Hall) xxiii, 188

M'OLOY, J. Wilson, M.D., and Robert ROBERTSON, M.D.

On the treatment of cholera and epidemic diarrhoea, with
a record of cases l, 127

MACDONNELL, Robert, M.D.

Observations on S. Gordon's case in which trephining of the
spine was performed xlix, 21

MACFARLANE, John, M.D.

Remarks on omental hernia, with cases xvi, 287, 286

MAOGREGOR, Patrick

Report of the principal natural diseases that have prevailed
amongst the children of the Royal Military Asylum at
Chelsea from 1804 to 1814, with remarks v, 435

Addition to the foregoing, 442.

MAOGREGOR, Sir James, M.D., Bart.

Sketch of the medical history of the British armies in the
Peninsula of Spain and Portugal during the late campaigns
vi, 381

MACILWAIN, George

An account of two cases of deep-seated nævus, or vascular tumour, of large size, treated by the introduction of setons
xviii, 189

MACILWAIN, George

Notice of two cases of incised wounds of the liver (A. Johnson)
xxxiv, 58 (*note*)

MACINTYRE, William, M.D.

Case of mollities and fragilitas ossium, accompanied with urine strongly charged with animal matter . xxxiii, 211

MACKENZIE, William, M.D.

Case of cysticercus cellulose in the anterior chamber of the human eye xxxii, 41

Case of intense and long-continued photophobia and blepharospasm, relieved by the inhalation of chloroform xl, 175

MACKENZIE, F. W., M.D.

Researches on the pathology of obstructive phlebitis, and the nature and proximate cause of phlegmasia dolens
xxxvi, 169

On the action of galvanism upon the contractile structure of the gravid uterus, and its remedial powers in obstetric practice xli, 157

MACLAHLAN, Daniel, M.D.

Case of scrofulous abscess of the anterior mediastinum, communicating with both sides of the chest, the pericardium, and trachea, forming a tumour above the clavicle, and simulating aneurism of the innominata artery, or arch of the aorta, with observations xxxiii, 201

MACPHERSON, E. Macintosh

Case of gunshot wound, and subsequent extraction of a bullet from the bladder xxxiii, 197

Notices of similar cases (J. Dixon), 198.

M'WHINNIE, Andrew Melville

Case of destructive ophthalmia, with extensive suppuration of the cellular membrane and severe affection of the knee-joint, occurring after premature delivery : xxxi, 65

MAGENDIE'S experiments and results of the division of the fifth nerve, referred to (J. Dixon) xxviii, 380

MALCOLMSON, John G.

On a peculiar symptom occurring in some cases of enlarged liver xxi, 91

- MALFORMATION**, account of a child born without a **BRAIN**, with a sketch of the principal deviations from the ordinary formation of the body (W. Lawrence) v, 165
- of the **BRAIN**, in which the corpus callosum, fornix, and septum lucidum were imperfectly formed (J. Paget)
xxix, 55
- References to recorded instances of defective corpus callosum, 61 ; remarks on the anatomy, development, and functions of the corpus callosum, 65.
- dissection of a case analogous to the foregoing (M. Henry)
xxxi, 289
- Mental condition of the two subjects contrasted, 243.
- defective formation of corpus callosum and fornix (J. L. H. Down) xliv, 219 ; xlix, 195
- of the **DUODENUM**, description of a, with notices of analogous cases (R. Boyd) xxviii, 329
- of the internal **EAR**, remarks on, being the result of dissections of five cases of congenital deafness (E. Cock)
xix, 152
- in a case of congenital deafness (J. Thurnam) xix, 162
- of the **EYES**, congenital, in three children of one family (T. Nunneley) xlv, 48
- congenital, of the two upper extremities (H. R. Silvester)
xli, 73
- case of three **HANDS** in a woman (J. J. Murray) xlii, 29
- of the **HEAD**, case of (— Burrows) ii, 52
- see also *Fetus* (Acephalous)
- of the **HEART**, description of two cases of (T. B. E. Fletcher)
xxv, 282, 293
- note in reference to a case of (T. B. Peacock) xxxi, 61
- two cases (H. H. Vernon) xxxix, 297
- Notices of other recorded cases, 303-5.
- case of, with cyanosis (G. Gregory) xi, 296
- with cyanosis, description of a case of (F. Le Gros Clark)
xxx, 113
- with a supernumerary valve in the pulmonary artery (T. Thompson) xxv, 247
- case of, in which death resulted from obstruction in the trunk of the pulmonary artery (T. B. Peacock) xxx, 131
- case of transposition of the aorta and pulmonary artery, with cyanosis (W. H. Walsh) xxv, 1
- see *Cyanosis*
- See also *Deformities, Monstrosities*
- MALGAIGNE, J. F.**
- On the results of the operation for strangulated hernia in the hospitals of Paris, referred to (J. Luke) xxxi, 100

MALGAIGNE, J. F. (*continued*)

Case of supra-coracoid dislocation, described by (T. Holmes)
xli, 450

MALIGNANT DISEASES, observations on local (B. Travers)

Part I, xv, 195; Part II, 228; Part III, xvii, 300
malignant tumours, remarks on the anatomical characters of
(T. Hodgkin) . . . xv, 292, *et seq.*; xxvi, 242, *et seq.*
cases of malignant disease, illustrative of some consequences
of local injury (T. Hodgkin) . . . xxxi, 267, *et seq.*
on difficulties in the diagnosis between malignant and inno-
cent growths (W. Lawrence) . . . xvii, 80
case of abdominal tumour, with appearances on dissection
(J. Howship) . . . xix, 35
case of malignant tumour pressing upon the colon from with-
out the tube (B. Phillips) . . . xxxi, 9
on malignant diseases of the skin of the face (C. Hawkins)
xxi, 69
history of a remarkable case of tumours on the head and
face, with a similar disease in the abdomen (H. Ancell)
xxv, 227
on malignant tumours connected with the heart and lungs
(J. Sims) . . . xviii, 281
tumours of the mouth and jaws, observations on, with cases
(B. Liston) . . . xx, 177
case of malignant disease occupying one half of the tongue,
in which a ligature was applied from beneath the jaw
(J. M. Arnott) . . . xxii, 20
case of extensive malignant ovarian disease complicated with
pregnancy (T. Hewlett) . . . xvii, 226
case of malignant tumour of the os uteri, excised during
labour (J. M. Arnott) . . . xxxi, 37
cases of malignant disease of the spinal column, with remarks
(C. Hawkins) . . . xxiv, 45
See also *Cancer, Encephaloid disease, and Fungus hæmatodes*

MALLEOLI, section of the tendo Achillis in Mr. Shaw's case of
fracture of the (C. de Morgan) . . . xxxiii, 18

MALPIGHIAN BODIES, on the structure of (J. Toynebee)
xxix, 312

MALPOSITION of the kidneys, case of, with absence of the
vagina, uterus, and the Fallopian tubes (R. Boyd)
xxiv, 187

MALTA, account of the origin and progress of the plague in, in
1813 (R. Calvert) . . . vi, 1

- MAMMÆ, &c.**, congenital imperfections of (E. H. Greenhow)
xlvi, 195
See Breast
- MAMMARY GLAND**, partial hypertrophy of, in a case of skin disease (James Alderson) xxxvii, 13
- MANGANESE, MURIATE** of, effects on the liver (H. Jones)
xxxv, 258
- MANIA**, on the condition of the blood in (W. C. Hood)
xliii, 159
Cases of acute mania, with analyses of the blood, 160-4, 172; recurrent mania, with ditto, 165; table of cases, 175.
state of the optic nerves and retinae, in *tables* of cases (T. C. Allbutt) li, 115-22
with and without paralysis, M. Leuret's observations on the distinction between, referred to (M. Hall)
xxiii, 177; xxiv, 93
and dementia, cases illustrating the pathology of [analyses of the mixed phosphates of the urine] (A. J. Sutherland)
xxxviii, 261
Cases of acute mania with paroxysms, 264; common mania, 267; puerperal and hysterical mania, 270-1; acute dementia, 272; paralysis of the insane, 275; remarks, 279; conclusions, 288.
cases of, successfully treated by the acetate of morphia (E. J. Seymour) xix, 167
- HYSTERICAL**, cases of, cured by mercury (C. Chisholme)
iv, 35
puerperal and hysterical, cases (A. J. Sutherland)
xxxviii, 270-72
- MANIPULATION**, treatment of aneurism by (W. Ferguson)
xl, 1
See Compression
- MANOURY'S** observations on the treatment of intestinal obstruction by operation, referred to (B. Phillips) xxxi, 20, 24
- MANTELL, Gideon, M.D.**
His case, "distortion of the spine," with post-mortem examination (T. Hodgkin and W. Adams) xxxvii, 167
- MARASMUS**, observations on (G. Gregory) xi, 258
- MARCET, Alexander, M.D.**
Account of the effects of a large quantity of laudanum taken internally, and the means used to counteract them i, 77
A case of hydrophobia, with the appearances after death i, 182

MARCET, Alexander, M.D. (continued)

- Account of a severe case of erythema unconnected with mercurial action ii, 78
- History of a singular nervous or paralytic affection attended with anomalous morbid sensations ii, 217
- Chemical account of various dropsical fluids, with remarks on the nature of the alkaline matter contained in these fluids, and on the serum of the blood ii, 342
- Account of a new mode of treatment in chronic rheumatism, and especially in sciatica iii, 310
- Some remarks on the use of nitrate of silver for the detection of minute portions of arsenic iii, 342
- Some experiments on the chemical nature of chyle, and observations upon chyme vi, 618
- Note on the use of nitrate of silver for the detection of arsenic vi, 663
- Additional particulars connected with Professor De Saussure's case vii, 228
- On the medicinal properties of stramonium, with illustrative cases vii, 546
- Additional particulars on the preparation of the extract of stramonium viii, 589
- History of a case of nephritis calculosa, &c., and an account of the operation of lithotomy, given by the patient himself x, 147
- Account of a singular variety of urine which turned black soon after being discharged, with some particulars respecting its chemical properties, xii, 37; note on the chemical properties of the black urine (W. Prout) 43
- Account of a man who lived ten years after having swallowed a number of clasp-knives, with a description of the appearances after death xii, 52

MARCET, William, M.D.

- On the analysis and immediate principles of human excrements in the diseased state xli, 119
- On the inoculation of animals as a means of diagnosis in tubercular phthisis l, 439

MARINERS, on the comparative infrequency of urinary calculi among (A. C. Hutchison) ix, 443; xvi, 94; xxi, 20

MARKHAM, William O., M.D.

- Case of disease of the heart, with great dilatation of the auricles xl, 167
- Remarks on the cause of closure of the valves of the heart xliv, 43

- MARRIAGE**, influence of, on cancer (S. W. Sibley) xlii, 118
 — ditto (W. M. Baker) xlv, 396

MARSHALL, John

- On the employment of the heat of electricity in practical surgery xxxiv, 221
 Ditto, description of the apparatus employed xxxiv, 230
 Remarkable case of foreign bodies in the stomach and duodenum, complete obstruction of the bowel, and mechanical displacement of organs xxxv, 65

MARSON, James F.

- Observations on the coexistence of variola and scarlatina, with remarks on the coexistence of other eruptive fevers xxx, 121
 On smallpox and vaccination: analytical examination of all the cases admitted during sixteen years at the Smallpox and Vaccination Hospital, &c. xxxvi, 359

MARSTON, Jeffery A., M.D.

- Report upon syphilis, with reference to the more mixed and unusual forms of the primary symptoms xlv, 407
 Observations upon syphilis, in its manifestations as a constitutional disease xlv, 83

MARTIN, P. J.

- Case of hereditary ichthyosis ix, 52

MARTIN, Thomas

- Instance of the good effects of arsenic in chorea iv, 45

MARTINEAU, Philip M.

- On lithotomy xi, 402

- MASTOID CELLS**, affections of, producing disease in the cerebellum (J. Toynbee) xxxiv, 247
 case of perforation of; subsequent formation of an abscess beneath the sterno-mastoid muscle (J. Hinton) li, 231

MAUNOIR, J. P.

- Particulars concerning the structure of a monstrous fœtus, vii, 257; further particulars, by the Secretaries (P. Roget and W. Lawrence) 262
 Observations and cases relating to the operation for artificial pupil, &c. vii, 296
 On the use of the actual cautery as a remedy for the cure of diseases ix, 364
 Further account of the result of an operation for forming an artificial pupil ix, 382

MAURIOEAU (François)

On midwifery, notices of, and preface from Chamberlen's translation of (R. Lee) xlv, 1, 6

MAURITIUS, on the introduction and prevalence of the epidemic spasmodic cholera in the (Sir G. Blane) xi, 148

MAXILLÆ, see *Jaws*

MAYER, John

Experiments on chylous or chylo-serous urine, with a history of the patient, by George Pearse, M.D. xxxiv, 119

MAYO, Charles

Successful case of lithotomy xi, 54

Case of aneurism in which a ligature was placed upon the subclavian artery xii, 12

Case of axillary aneurism successfully treated by tying the subclavian artery xvi, 359

MAYO, Herbert

On an acute form of ulceration of the cartilages of joints xi, 104

Observations on ulceration of the cartilages of joints and on anchylosis xix, 48

MEADE, R. H.

Observations on the mode of union of fractures of flat bones xxiii, 390

MEADOWS, Daniel

Case of tetanus of nearly fourteen months' duration xlv, 279

MEASLES, a case of secondary measles, with observations (J. Moore) xxi, 125

cases of, occurring oftener than once in the same individuals (J. Webster) xxii, 245

observations on the coexistence of, with other eruptive fevers (J. F. Marson) xxx, 124

remarks on, as it prevailed epidemically at Exeter in 1824, and case of the simultaneous occurrence of smallpox with (P. C. Delagarde) xiii, 163

case of, and vaccine disease existing at the same time in the same individual (S. Gilder) xii, 186

note on the mortality of, and on the question of the influence of vaccination as a cause of the increase of mortality in (Sir G. Blane) iv, 145*, *et seq.*

On the comparative mortality of, before and after vaccination, among the children of the Royal Military Asylum, Chelsea (F. Macgregor) v, 436

Addenda to the foregoing (W. Henry), 442; (P. Holland), 444.

- MEATUS AUDITORIVS** externus, on affections of the, producing deafness (H. Earle) x, 410
 — tabular view of the pathological condition of the, in numerous cases of deafness, &c. (J. Toynbee) xxxii, 79
 — anatomy and pathology of affections of, producing disease in the cerebellum, &c. (J. Toynbee) xxxiv, 240
 — remarks on POLYPI in the, causing deafness (B. Travers) xv, 259
 — sebaceous TUMOURS of, their effects on hearing, the petrous bone and the brain, and their treatment (J. Toynbee) xlv, 51 ; xlvii, 203
 — IMPERFORATE, case of (J. Swan) xi, 331
- MEATUS URINARIUS**, remarks on scirrhus inflammation and morbid growths of the, in females (B. Travers) xvii, 347
- MECONIUM**, composition of the, and of the vernix caseosa or lubricating matter of the new-born infant (J. Davy) xxvii, 189
 remarks on the existence of a fluid resembling, with an isolated portion of intestine, in two instances of parasitic monsters (E. Stanley) xxiv, 244
- MEDIASTINUM, ANTERIOR**, case of tumour in the, containing bone and teeth (J. A. Gordon) xiii, 12
 case of scrofulous abscess of the, communicating with both sides of the chest, the pericardium, and trachea, forming a tumour above the clavicle and simulating aneurism of the innominata, or arch of the aorta (D. Maclachlan) xxxiii, 201
- MEDICINES, CHOLAGOGUE**, observations on the effects of, and remarks on morbid changes in the liver (Handfield Jones) xxxv, 249
 Mercury, colchicum, aloes, &c., 251-8; fatty degeneration of liver, 259; lardaceous liver, 261; nutmeg liver, 264-7; cirrhosis and brawny liver, 269-70; jaundice the result of biliary pigment in the blood, 270; acute degeneration of liver, 272; analysis of cases with thickening of Glissonian sheaths and fatty degeneration, 275-80.
- MEDITERRANEAN FEVER**, observations on (A. Denmark) vi, 296
 Treatment, 308; nature and causes, 315.
- MEDULLA**, condition of the, in mollities ossium (T. B. Curling) xx, 367
- MEDULLA OBLONGATA**, remarks on the decussating fibres in the (J. Yelloly) i, 211, 222

- MEDULLA OBLONGATA** (*continued*)
 disease of, in a case of muscular atrophy (J. L. Clarke and J. H. Jackson) l, 489
 on a remarkable case of lesion of (A. T. H. Waters) xlvi, 115
- MEDULLA SPINALIS**, see *Spinal cord*
- MEDULLARY DISEASE**, see *Encephaloid disease*
 SARCOMA, see *Sarcoma*
 TUMOUR, see *Tumours (Medullary)*
- MELANCHOLIA**, state of the optic nerves and retinae in, table of cases (T. C. Allbutt) li, 130-2
 on the beneficial effects of acetate of morphia in cases of (E. J. Seymour) xix, 175
- MELANIC ACID**, see *Black urine*
- MELANOSIS** in the LUNGS, particularly of coal-miners (W. Thomson) xx, 280; xxi, 340
 Opinion of various authors on, and its relation to black discoloration of the lungs discussed, 359; cases of referred to, 381, *et seq.*
 case of, of the prostate gland, in a child five years of age (R. A. Stafford) xxii, 218
- MEMBRANA DECIDUA**, see *Decidua*
 PUPILLARIS, description of the (A. Jacob) xii, 514
 TYMPANI, see *Tympanum*
- MEMBRANE, FALSE**, remarks on the formation of (B. G. Babington) xvi, 306
 — on the formation of the, which sometimes envelopes extravasations of blood in the cavity of the arachnoid (P. Hewett) xxviii, 45
 Examples to prove that blood extravasated into various serous cavities is covered by a, without inflammation, 68; produced from the blood in the vessels themselves, cases of, 73; epithelial cells never found on the polished surfaces of, in the latter cases, 75.
 — of the PERITONEUM, description of (R. Bright) xix, 196
- MEMBRANES** of the BRAIN, see under *Brain*
 of the OVUM, see *Ovum*
 See *Cellular, Mucous, Serous, Synovial membranes*
- MENSCHING**
 On the uncertainty of the diagnosis of intestinal obstructions, referred to (B. Phillips) xxxi, 20

- MENSTRUATION**, premature, case of (T. C. Allbutt) xlix, 161
- MENTAL DISEASES**, relation of some cases of, successfully treated
 by acetate of morphia (E. J. Seymour) xix, 167
 statistics of Bethlem Hospital (J. Webster) xxvi, 374
 pathology of (J. Webster) xxviii, 427
 remarks on the causes and morbid anatomy of (J. Webster) xxxii, 115
 See also *Insanity*
- MERCURY**, observations on the saliva during the action of,
 upon the system (J. Bostock) xiii, 73
 beneficial effects of, in some severe affections of the brain
 (C. Chisholme) iv, 35
 on the treatment of dysentery and fevers with (W. Ferguson,
 M.D.), ii, 181; (Sir J. Macgrigor) vi, 430
 beneficial effects of, in the treatment of dyspeptic phthisis
 (A. P. W. Philip) vii, 516, *et seq.*
 beneficially employed with laryngotomy, in a case of chronic
 inflammation of the larynx (M. Hall) x, 166
 successfully employed, with tracheotomy, in a case of laryn-
 gitis (W. H. Porter) xi, 414
 remarks on the bad effects of, in sloughing phagedæna (R.
 Welbank) xi, 367
 curative powers of, in a fungous eruption not of venereal
 origin (W. Wallace) xiii, 469
 treatment of syphilis without (G. J. Guthrie) viii, 545
 cases of syphilis cured without (T. Rose) viii, 347
 primary syphilis, in Portugal, curable without (W. Ferguson,
 M.D.) iv, 5
 case of iritis in syphilis treated without (G. G. Gascoyen) lii, 265
- MERCURIAL ERETHISM**, notes of a case of (T. Bateman) ix, 220
- MERCURIAL FUMIGATION** in the treatment of syphilis (H. Lee) xxxix, 339
- MERCURIAL MEDICINES**, effects on the liver (C. H. Jones) xxxv, 251
- MERRIMAN, Samuel, M.D.**
 A case of difficult parturition occasioned by a dropsical
 ovarium forming a tumour in the lower part of the pelvis iii, 47
 Cases of premature labour artificially induced in women with
 distorted pelvis, with observations on this method of
 practice iii, 123

MERRIMAN, Samuel, M.D. (continued)

- Cases of tumours within the pelvis impeding parturition,
with remarks x, 50
Calculations respecting the period of parturition in women
xiii, 338

Note to the foregoing, 640.

- Note on Mr. Lever's case of tumour in the pelvis, impeding
parturition xxiii, 416

MERRIMAN, S. William J., M.D.

- Some statistical records of the progress of Asiatic cholera
over the globe xxvii, 405

MERYON, Edward, M.D.

- On granular and fatty degeneration of the voluntary mus-
cles xxxv, 73
On granular degeneration of the voluntary muscles xlix, 45

MESENTERIC ARTERY, see *Artery*MESENTERIC GLANDS, see *Glands*MESSEB, John Cockburn

- Report on the condition of the prostate in old age, founded
on the dissection of one hundred specimens in individuals
over sixty years of age xliii, 145

METACARPAL BONE, case of a diseased, removed by operation,
&c. (J. Wardrop) iv, 312METATARSUS and TARSUS, case of amputation of part of the,
with preservation of the shape and usefulness of the foot
(J. Dunn) xi, 337MEXICO, notes on fever in H. M.'s screw-corvette "Pylades,"
on west coast of (J. Caddy) xlix, 51MEYER, N., M.D.

- Case of Cæsarian operation performed at Minden xi, 201


MEYER, Wilhelm, M.D.

- On adenoid vegetations in the naso-pharyngeal cavity, their
pathology, diagnosis, and treatment liii, 191

MEYNIER, M.

- On section of the tendo Achillis in a case of severe fracture
of the tibia and fibula, referred to (C. De Morgan)
xxxiii, 17

- MIASMATA**, marsh, observations on the, of the island of Walcheren (Sir G. Blane) iii, 16
 — of the West-India Islands (W. Fergusson, M.D.) viii, 127, *et seq.*
- MIASMATIC** substances, their production, &c., and destruction by ozone (C. F. Schönbein) xxxiv, 212
- MIDWIFERY**, statistics of, in Queen Charlotte's Lying-in Hospital (G. B. Brodie) xlvii, 169
- MINSCHER**,
 On the proximate cause of fragilitas ossium, referred to (W. Macintyre) xxxiii, 226
- MILITARY ASYLUM**, Royal, report of the principal natural diseases that have prevailed amongst the children of the, from 1804 to 1814 (P. Macgregor) v, 435
 statistics of vaccination at (T. G. Balfour) xxxv, 408
- MILITARY COLLEGE**, Royal, report of the principal diseases which occurred among the gentlemen cadets in the, during a period of seven years (N. Bruce) ix, 249
- MILK**, chemical composition of (J. Berzelius) iii, 273
 of the cow, after calving, examination of (J. Davy) xxviii, 83
- MILLARD**, C.
 Description of the appearances observed in a gravid uterus of seven months, quoted (B. Lee) xvii, 504
- MILTON**, J. L.
 On scirrhus of the male breast xl, 141
- MINERAL** waters of Spa, chemical analysis of the (E. G. Jones) vii, 1
 artificial, of Paris, remarks on (A. Marcet) iii, 314
- MINERS**, see *Coal miners*.
- MITCHELL**, John
 An instance of spasmodic affection of the tongue and mouth, successfully treated iv, 25
- MITRAL VALVE**, on contraction of the mitral orifice from disease of (J. Abernethy) i, 27
 remarks on two forms of atrophy of the (P. N. Kingston) xx, 90
 See also *Heart, Valves of the heart*
- MOLLITIES OSSIUM**, analysis of the bones of the spine in a case of (J. Bostock) iv, 88









MOLLITIES OSSIIUM (*continued*)

analysis of the bones in a case of (J. Leeson) . xxvii, 448
 observations on (T. B. Curling) xx, 355

Case, 356; table of recorded cases, 360.

remarks on the pathology of, with cases (S. Solly) xxvii, 435
 accompanied with urine strongly charged with animal matter, case of (W. Macintyre) xxxiii, 211
 case of, preceded by degeneration of the muscles (T. K. Chambers) xxxvii, 19

MOLLUSCUM, remarkable case, analogous to, of malignant tumours on the head and face, with a similar disease in the abdomen (H. Ansell) xxv, 227

MOLLUSCUM FIBROSUM, anatomy of a case of (C. H. Fagge) liii, 217

Case and description of tumours, 217; Mr. Howse's microscopical report, 221; nature and seat of the disease, 223; views of previous writers, 225-7; Beale's examination of the tumours, 228; Forster's description of multiple fibroma of skin, 229; publications of Pick and Engel, 230-1.

MONEY, William

On the effects of large doses of opium in a case of diabetes mellitus v, 236

MONOMANIA, state of the optic nerves and retinae in, table of cases (T. C. Allbutt) li, 130-2

MONRO, J., M.D.

Case of popliteal aneurism cured by compression of the femoral artery in the upper third, the patient dying five months after of aneurism of the abdominal aorta, xxxvi, 135

MONSTROSITIES, account of a congenital monstrosity (G. Breschet) ix, 433

Recapitulation of the appearances, 440.

account of a partial double monstrosity (ischiopage symelien of Geoffroy Saint-Hilaire, heteradelphica of Vrolik) (W. Acton) xxix, 103

remarks on parasitic monsters, and two instances of (E. Stanley) xxiv, 241, 244

congenital malformation of the two upper extremities (H. R. Silvester) xli, 73

See also *Deformities, Fetus* (Monstrous, &c.) *Malformations*

MONSTROUS PRODUCTIONS, a sketch of the principal deviations from the ordinary formation of the body, and a view of some physiological inferences to which they lead (W. Lawrence) v, 165

MONTPELLIER, remarks on the climate of (Sir J. Macgrigor)
vi, 445

MOORE, Charles Hewitt

Case of fracture and distortion of the pelvis, with unusual
dislocation of the femur xxxiv, 107

Account of a case of pulsating tumour in which the urine
contained cancer-cells xxxv, 459

Account of a case of arterio-venous aneurism of the temporal
vessels, treated by ligature of both the artery and the vein
xli, 1

Observations on the division of the gustatory nerve, and on
ligature of the lingual artery in the treatment of cancer of
the tongue xlv, 47

Case of strangulation of the stomach in an umbilical rupture,
and of death during its reduction under chloroform
xlvi, 181

Account of some unusual occurrences during the cure of a
popliteal aneurism xlvii, 17

Account of an arterio-venous cyst in the popliteal nerve, for
which the limb was amputated xlix, 29

Two cases of periodical inflammation of the right knee-joint
l, 21

On the influence of inadequate operations on the theory of
cancer l, 245

and **C. MURCHISON**, M.D., on a new method of procuring
the consolidation of fibrin in certain incurable aneurisms,
with the report of a case in which an aneurism of the
ascending aorta was treated by the insertion of wire
xlvii, 129

MOORE, James

On gouty concretions, or chalk stones i, 112

MOORE, Joseph, M.D.

Case of secondary measles, with observations xxi, 125

MORBID GROWTHS, see *Growths* (Morbid)

MOREL, William Richard

Case of gunshot wound of the shoulder-joint, where the head
of the os humeri and parts of the humerus were success-
fully removed vii, 161

MORGAN John

Case of ulcer of the lower portion of the ileum, communi-
cating with the bladder xlviii, 89

MORPHIA, ACETATE of, successfully used in some cases of
mental derangement (E. J. Seymour) xix, 167

MORPHIA (*continued*)

MURIATE of, beneficial effects of, in allaying the violence of nervous symptoms in cases of injuries received in dissection (R. A. Stafford) xx, 61, 72

MORRAH, Michael

Case of hydatid in the brain ii, 262

MORTALITY, comparative, of England and Wales, remarks on (Sir G. Blane) iii, 34, *et seq.*

— of different diseases, observations on (Sir G. Blane) iv, 89

relative, of various diseases, in London and in county registration divisions (E. Smith) xxxvii, 230-34

of the army in the islands of Zealand, with remarks on Walcheren fever (Sir G. Blane) iii, 11

remarks on the, in the hospitals of the British armies in the Peninsula (Sir J. Macgrigor) vi, 473, *et seq.*

chief sources of, in the British navy (Sir G. Blane) vi, 521

Means of counteracting, 523.

on the, in prisons, and the diseases most frequently fatal to prisoners (W. Baly) xxviii, 113

Rate of, in prisons, 118; causes influencing the rate of, in prisons, 129; diseases by which the mortality of prisons is chiefly produced, 195.

from CHOLERA, in London, on the relations of, to the general mortality and temperature (Edward Smith) xxxviii, 101

of CONTINUED FEVER, and influences on ditto (C. Murchison) xli, 286

— see *Fever* (Continued)

comparative, of SMALLPOX before and after the introduction of inoculation and vaccination (Sir G. Blane)

x, 817, *et seq.*

— see also *Measles* and *Smallpox*

MORTIFICATION, cases of amputation for (W. Lawrence)

vi, 184, *et seq.*

of the transparent CORNEA from strangulation of its blood-vessels, remarks on (F. Tyrrell) xxi, 421

of the HERNIAL contents, on the treatment of (J. Luke) xxxi, 115

of the foot and leg, after ligature of the femoral and external iliac artery, with recovery after amputation of the limb above the knee (G. Norman) x, 107

of the UTERUS, occurring a few hours after delivery, case of, with remarks (T. Graham) vi, 601

See also *Gangrene*

- MORTON, T. G.**
 Successful tying of carotid artery in spontaneous orbital aneurism xlviii, 84
- MOBULA**, a fungous eruption, not of venereal origin, curable by mercury, history of, with cases (W. Wallace) xiii, 469
- MOTOR FORCE**, increase of, in sleep (W. F. Barlow) xxxiv, 168
- MOTOR POWER**, partial loss of, in limbs, in a case of recurrent anæsthesia (J. W. Ogle) xliii, 888
- MOTORY FUNCTION** of the fifth nerve, loss of, with anæsthesia, in two instances (J. Dixon) xxviii, 878
 Reference to recorded cases, 875; results of experiments, 380, 386.
- MOTT, Valentine, M.D.**
 Remarks on a peculiar form of tumour of the skin, denominated "pachydermatocele," illustrated by cases xxxvii, 155
- MOTT, Valentine, M.D.**
 Case of removal of the clavicle, referred to (B. Travers) xxi, 142
- MOUSE**, on the air-cells of the lung of the (G. Rainey) xxxii, 53
- MOUTH**, case of spasmodic affection of the (J. Mitchell) iv, 25
 on some tumours of the (B. Liston) xx, 165
 on medullary tumour of the (B. Travers) xv, 248
- MOVEMENTS** of respiration in disease (F. Sibson) xxxi, 358
 See also *Respiration*
- MUCOUS CYST**, see *Cyst* (Mucous)
- MUCOUS FLUIDS**, nature and analysis of (J. Bostock) iv, 75
- MUCOUS MEMBRANES**, observations on vascular appearances of, as indicative of inflammation (J. Yelloly) xx, 1
 — of the **STOMACH**, on morbid changes in the (Handfield Jones) xxxvii, 87
 Analysis of 100 cases, 100; table of cases, 109.
- MUCUS** of mucous membranes, chemical properties of the (J. Berzelius) iii, 245
 Of the trachea, 249; of the gall-bladder, 249; of the intestines, 250; of the urinary passages, 251.
- MUDIE, P.**
 Letter on the last illness of Professor Adam Ferguson vii, 284
- MULBERRY CALCULUS**, description and analysis of (W. Henry) x, 189
 See also *Calculi, Lime* (Oxalate of)

MULBERRY RASH in typhus fever, description of the (W. Jenner) xxxiii, 27

MURCHISON, Charles, M.D.

Case of communication with the stomach through the abdominal parietes, produced by ulceration from external pressure, with observations on the cases of gastro-cutaneous fistulæ already recorded xli, 11

Contributions to the etiology of continued fever, or an investigation of various causes which influence the prevalence and mortality of its different forms xli, 219

See *Moore* (C. H.) and Murchison (consolidation of fibrin in aneurisms)

MURRAY, J. Jardine

Case of a woman with three hands, illustrated by analogous malformations in the lower animals xlv, 29

MURRAY, William, M.D.

Account of a case of aneurism of the abdominal aorta, cured by compression of that artery immediately above the tumour xlvii, 187

MUSCÆ VOLITANTES of nervous persons, cases of (J. Ware)

v, 255

Pathology of, 264; distinctions between, and cataract and amaurosis, 268; treatment of, 273.

MUSCLES, table of those in a case of monstrosity (H. R. Silvester) xli, 100

on the function of the intercostal (J. Hutchinson) xxix, 213

on the voluntary power of the respiratory (J. Hutchinson)

xxix, 210

description of two, surrounding the membranous part of the urethra (J. Wilson) i, 175

of the ureters, account of the, and their effects in the irritable states of the bladder (Sir C. Bell) iii, 171

formation of an ABSCESS beneath the sterno-mastoid (J. Hinton) li, 231

on the involuntary CONTRACTIONS of, in PARALYSIS (W. Budd) xxii, 153, *et seq.*

on the contractility of the, of paralysed limbs, and their excitability by the galvanic current, in comparison with the corresponding muscles of healthy limbs (R. B. Todd)

xxx, 207

remarks on nervous affections peculiar to young women, causing contraction of the, of the extremities, &c. (J. Wilson) xxi, 107

MUSCLES (*continued*)

- on paralysis of the extensor (R. E. Thompson) . . . li, 241
 case of loss of power over the voluntary (J. Bostock) . . . ix, 1
 on the irritability of the muscular fibre in paralytic limbs
 (M. Hall) . . . xxxi, 149
 DEGENERATION of, preceding mollities ossium (T. K. Cham-
 bers) . . . xxxvii, 19
 — of muscles of the extremities, from disease of the spinal
 cord (G. L. Cooper) . . . xlix, 171

Examination of the cord by L. Clarke, 173.

- granular and fatty, of voluntary (E. Meryon) . . . xxxv, 73

Mr. Stanley's and Dr. Budd's cases, 73; two cases by Mr. W.
 Bullar, of Southampton, 79; Dr. Quain's description of fatty disease
 of heart (quoted), 78-81; frequent in the ostrich, 82; diagnostic
 signs, 82; indications of treatment, 83-4.

- granular, of voluntary (E. Meryon) . . . xlix, 45

— see *Atrophy* (Muscular)

- on the laceration of the fibres of, particularly of the external
 gastrocnemius (J. Wardrop) . . . vii, 278

See *Gastrocnemius*, *Pectineus*, *Recti*, &c.

MUSCULAR FIBRE, irritability of the, in paralytic limbs (M.
 Hall) . . . xxii, 191; xxxi, 149

- ditto (R. B. Todd) . . . xxx, 207

MUSCULAR MOTION, sources of (M. Hall) . . . xxiii, 168

MUSCULAR POWER, inspiratory and expiratory, methods of
 measuring (J. Hutchinson) . . . xxix, 197

MUSCULAR SPASMS, observations on, as a symptom of injury
 of the spinal cord (Sir B. Brodie) . . . xx, 132

MUSCULAR SUBSTANCE, arrangement of, in the urinary and
 generative organs of the human body (G. V. Ellis)

xxxix, 327

Of bladder, 328; of prostate, 330; of urethra, 332; of vesiculae
 and vasa deferentia, 334; of penis, 335.

MUSCULARITY of the urethra, question discussed (J. Shaw)

x, 339

- of the uterus, observations on the (Sir C. Bell) . . . iv, 338

MUSGRAVE, A., M.D.

History of the progress and inquiry into the causes of the
 yellow fever, as it appeared in the island of Antigua, in
 1816 . . . ix, 93

MYELITIS, see *Osteo-myelitis*

- MYELOID** transformation of the lungs (T. C. Allbutt) xlix, 165
- MYELOID** and **MYELO-CYSTIC** tumours of **BONE**, their structure, pathology, and mode of diagnosis (H. Gray) . xxxix, 121
- NABOTH, GLANDS** of, in the os and cervix uteri (T. Smith) xxxv, 397
- NÆVI MATERNI**, observations on the structure of (J. M. Arnott) xiii, 432
- account of the structure of a nævus (J. Birkett) xxx, 193
- Vascular arrangement, 195; histological relations, 196; practical considerations, 197.
- on the treatment of, by **LIGATURE**, with cases (W. Lawrence) xiii, 420
- on the surgical treatment of, with ligature (A. White) xiii, 444
- subcutaneous, observations on, and case of, on the cheek of an infant, for which the carotid artery was tied (died on the fourteenth day) (J. Wardrop) ix, 199
- case of, of the left mamma, unsuccessfully treated by ligature (W. E. Image) xxx, 105
- Anatomical and pathological description of the tumour in the foregoing case, 109.
- case of, occupying the scalp and dura mater, to which the placenta adhered, in a fœtus of seven months (R. Lee) xxii, 300
- case of, on the temple of an adult, successfully treated, by previously tying the carotid artery (— Arenat), communicated by Mr. Wardrop xii, 203
- two cases of deep-seated nævus in the neck, treated by setons (G. Macilwain) xviii, 189
- on **ENUCLEATION** of (T. P. Teale, jun.) l, 57
- Danger of injection of chemical fluids, 62.
- NAILS**, on ulceration at the root of the (J. Wardrop) v, 135
- NAIRNE, Robert, M.D.**
- Case of softening of the spinal marrow in a boy affected with chorea xxxiv, 87
- NASMYTH, Alexander**
- On the structure, physiology, and pathology of the persistent capsular investments and pulp of the tooth xxii, 310
- NASO-PHARYNGEAL CAVITY**, adenoid vegetations in, their pathology, diagnosis, and treatment (W. Meyer) liii, 191
- NATAL**, on the endemic hæmaturia of (J. Harley) xlvii, 55; lii, 379

- NAUSEA**, on the beneficial effects of creosote in preventing (J. Elliotson) xix, 229
- NAVY**, British, statements of the comparative health of the, from 1779 to 1814, with proposals for its farther improvement (Sir G. Blane) vi, 490
 Principal diseases, 495.
 on the comparative infrequency of urinary calculi in the (A. C. Hutchison) ix, 443; xvi, 94; xxi, 20
- NECK**, **ABSCESS** in, case of, communicating with the internal jugular vein (W. Bloxam) xxvi, 112
 — case of, communicating by an ulcerated opening with the arch of the aorta (G. Busk) xxix, 297
CICATRIX of burns, case of, in the anterior part of the, removed by operation (Sir B. Brodie) vii, 417
 — cases of, successfully removed by operation (J. H. James) xiii, 152
 — deformity of, from, cured by extension and transplantation of skin (J. Wood) xlv, 149
- NEVUS**, deep-seated, in the, two cases of, treated by setons (G. Macilwain) xviii, 189
- TUMOURS, CYSTS, &c. :**
 case of a tumour successfully removed from the, and from the face, the carotid artery having been previously tied (W. Goodlad) vii, 112
 — additional particulars of the foregoing case (W. Goodlad) viii, 577
 case of a tumour attempted to be removed from the, suddenly fatal from the admission of air into a vein during the operation (J. Barlow) xvi, 28
 large serous cyst in the, treated by incision, case of (W. Lawrence) xvii, 44
 on a peculiar form of congenital tumour of the (cystic tumour) (C. Hawkins) xxii, 231
 observations on a particular form of encysted tumour in the, not necessarily connected with the thyroid body (B. Phillips) xxv, 297
 large cyst removed from, in the case of a young woman considered at birth to have been the subject of spina bifida (J. Solly) xl, 19
 surgical pathology of sero-sanguineous cysts in (J. Birkett) xl, 185
 erectile tumour in the, case of, removed by operation (R. Liston) xxvi, 128

NECK (*continued*)

- case of a large glandular tumour in the, removed by operation (J. P. Vincent) xii, 247
 case of medullary tumour of the (B. Travers) xvii, 381
 WOUND, case of penetrating, accompanied by profuse arterial hæmorrhage, treated successfully by ligature of the common carotid artery (F. Le Gros Clark) xxx, 15

- NECROSIS**, observations on the circumstances under which new bone is produced in (J. Howship) ix, 143
 an experimental inquiry into the agency ascribed to the absorbents in the removal of the sequestrum, and observations on the adhesion of living to dead bone (G. Gulliver) xxi, 1
 on the absorption of dead bone (W. S. Savory) xlvii, 103
 extensive, of the bones of the cranium, and removal of portions (J. Drummond) xxxiv, 103
 of the femur, with amputation at the trochanter major (W. Lawrence) vi, 174
 of the lower jaw, cases of, in one of which the entire jaw was excised (J. G. Perry) xxi, 290, 295
 — case of, with recovery without deformity (W. Sharp) xxvii, 432

NÉLATON, Auguste

- Case of arterio-venous aneurism, referred to (C. H. Moore) xli, 7

- NEPHRITIS**, chronic (W. H. Dickinson) xliv, 174

- NEPHRITIS CALCULOSA**, history of a striking case of, and account of the operation of lithotomy, given by the patient himself (A. Marcet) x, 147

- NEPHROTOMY** as a means of treating renal calculus (T. Smith) lii, 211

Physical examination of the kidney in two cases, 212-16; C. Bernard on cutting for the stone in the kidney: Mr. Consul Hobson's case, 217; proposed mode of operation, 219.

NERVES:

PHYSIOLOGY:

- notice of Sir Charles Bell's discoveries on the functions of the (J. Shaw) xii, 105
 cases and observations illustrating the influence of the, in regulating animal heat (H. Earle) vii, 173
 remarks on the propagation of nervous influence (J. Yelloly) i, 183, 292
 occasional defective distribution of nerve-fibres within the nervous centres (J. W. Ogle) xlii, 417

NERVES: PHYSIOLOGY (*continued*)

table of those in a case of monstrosity (H. R. Silvester)
xii, 102

DISEASES:

memoirs on some principles of pathology in the nervous system (M. Hall)

Muscular irritability in paralytic limbs, xxii, 190; morbid reflex and retrograde actions of the spinal marrow, xxiii, 121; on the distinct influence of volition, of emotion, and of the *vis nervosa*, xxiii, 168; on the plan of observation of diseases of the nervous system, xxiv, 83.

remarks on local affections of (J. Pearson) viii, 259, *et seq.*

effects of effused products within the spinal canal on spinal nerves (J. W. Ogle) xliii, 383

case of multiple neuromata affecting those of spinal canal (S. W. Sibley) xlix, 39

on irritation of the spinal cord and its nerves, in connection with disease in the kidneys (E. Stanley) . . xviii, 260

on morbid changes in, associated with diabetes [see under *Diabetes*] (W. H. Dickinson) liii, 233

INJURIES:

observations on the effects of injuries of the (J. Wardrop)
xii, 209

observations on gangliform enlargement of the, in stumps, after amputation (G. Langstaff) xvi, 131, 153

on affections of the nerves of sensation, in injuries of the spinal cord (Sir B. Brodie) xx, 135

neuralgia from wounds of, see *Neuralgia*

CEREBRAL, FIFTH PAIR, on certain points in the physiology and pathology of (J. Althaus) lii, 27

Loss of sight, 29-31; anæsthesia of the skin of the face and scalp, 31-2; anæsthesia of mucous membrane of eyes, nose, and mouth, 32-4; paralysis of muscles of mastication, 34; galvanic treatment, 36; conclusions as to the olfactory nerve, photophobia, sense of taste, and cerebral symptoms in galvanism, 38-42.

— anæsthesia and loss of motory function of, two cases of (J. Dixon) xxviii, 373

Reference to recorded cases, 375; results of experiments, 380, 386.

— case of a large tumour developed in the substance of, and its ganglion (J. Dixon) xxix, 131

— FACIAL, probability of sound being conveyed by the, to the auditory nerve (J. Swan) ix, 422

— see under *Paralysis*

GUSTATORY, observations on its division and on ligature of the lingual artery in the treatment of cancer of the tongue (C. H. Moore) xlv, 47

Notice of Mr. Hilton's case, 47; cases, 50; division of sensory nerve, 58; ligature of the artery, 60.

NERVES (*continued*)

- OPTIC, on the passage of the, through the sclerotic coat (A. Jacob) xii, 487
- and RETINA, on the state of, as seen in the insane (T. C. Allbutt) li, 97
- Tables—general paralysis, 101-10; mania, 115-21; dementia, 123-8; melancholia and monomania, 130; insanity with epilepsy, 133; idiocy, 140.
- PHRENIC, observations on the effect of injuries of the spinal cord above the origin of the (Sir B. Brodie) xx, 136, 155
- implicated in cases of pericarditis, attended with violent spasmodic attacks of chorea, epileptic convulsions, hysteria, &c. (R. Bright) xxii, 1, *et seq.*
- PNEUMOGASTRIC, effects produced by the implication of its branches in aneurismal tumours (S. O. Habershon) xlvii, 35
- effect of division of, in animals under influence of chloroform xlvii, 381
- POPLITEAL, account of an arterio-venous cyst [traumatic varicose aneurism] in, for which the limb was amputated (C. H. Moore) xlix, 29
- RADIAL, case of wound in the, producing severe neuralgia, cured by amputation (A. Denmark) iv, 48
- SCIATIC, connection of the, with dislocation of the head of the femur backwards, remarks on (R. Quain) xxxi, 344
- ULNAR, tumour in the arm, involving the, causing severe neuralgia, relieved by operation (W. Lawrence) xvii, 33
- SYMPATHETIC, cervical portions of, influence of, on the eye and its appendages (J. W. Ogle) xli, 397
- Notices of authors on the influence of the cervical sympathetic, 399; effects of section and galvanism, 407.
- cervical portion of, case illustrating the physiology and pathology of (W. Ogle) lii, 151
- Previous observations on the sympathetic in man, 151-3; case: variation in the right and left eye and ear (redness and heat of the right), 154-6; perspiration only on the left side, 157-8; the result of lesion of the right cervical sympathetic, 159; symptoms in the eye and face, 160-5; similar results of experiments on animals, 166; Schiff's theory of nerves which cause vascular dilatation, 169; results of section of motor nerves, as applied to the case of arteria, 170, &c.
- NERVE TUBULES, varicose, and ganglion globules in ovarian cyst (H. Gray) xxxvi, 437
- NERVOUS AFFECTIONS, history of a singular case of (— Vieusseux) ii, 216
- note on the foregoing case (A. Marcet) ii, 235

NERVOUS AFFECTIONS (*continued*)

- pathological and practical remarks on painful (J. Pearson) viii, 262
- peculiar to young women, cases of (J. Wilson) xxi, 107
- on the muscæ volitantes of nervous persons (J. Ware) v, 255
- NERVOUSNESS, on excess of urea in urine, as a guide to the diagnosis and treatment of certain forms of (H. W. Fuller) li, 45
- NEURALGIA, produced by a wound of the radial nerve, with immediate relief after amputation of the arm (A. Denmark) iv, 48
- after a punctured wound of the finger, in which amputation was successfully performed (J. Wardrop) viii, 246
- of the thumb, accompanied with some remarkable symptoms (J. Pearson) viii, 252
- from a wound of the thumb, relieved by division of the nerve above the injured part (J. Wardrop) xii, 205
- of the mamma, incidental remarks on (B. Travers) xvii, 303
- incidental remarks on the treatment of (J. Pearson) viii, 270
- on the beneficial effects of stramonium in cases of (A. Marcet) vii, 570, *et seq.*
- on the beneficial effects of creosote in some instances of (J. Elliottson) xix, 222, 224
- NEUBOMATA, multiple, case of, affecting the nerves within and external to the spinal canal, some of the tumours being of a cystic nature (S. W. Sibley) xlix, 39
- NICHOLL, Whitlock, M.D.
- Account of a case of curious imperfection of vision vii, 472
- Account of a case of defective power to distinguish colours ix, 359
- NIPPLES and MAMMÆ, history of a female who has four (R. Lee) xxi, 266
- Reference to similar instances, 268.
- NITRATE of POTASH, see *Potash*
- of SILVER, see *Silver*
- of UREA, see *Urea*
- NITRIC ACID, on the use of, as an escharotic in sloughing phagedæna (R. Welbank) xi, 368
- Method of applying, 369.
- NITRO-MURIATIC ACID, on the internal and external use of, in the cure of diseases (H. Scott) viii, 173
- effects on the liver (O. H. Jones) xxxv, 256

- NODES**, on the ossific action of the vessels of the periosteum producing (J. Howship) viii, 90
 Microscopic appearances, 91, 105.
- NORMAN, George**
 On the operation for aneurism x, 94
 Case of extra-uterine gestation, in which the fœtus was extracted through an aperture made in the posterior part of the vagina, between the uterus and rectum xiii, 348
 Sequel of the history of a case in which the external iliac artery was tied, with an account of the condition of the blood-vessels in the limb after death xx, 301
- NORWAY**, note on the prisons of (W. Baly) xxviii, 236
- NOSE**, on diseases resembling cancer of the integuments of the, from local irritation (H. Earle) xii, 280
 disease in region of, cases of cerebral affection caused by (H. Weber) xliii, 177
 observations on lupus affecting the (B. Travers) xv, 254
 fibrous polypus of the, removal of (P. Hewett) xxxiv, 45-50
 See *Anosmia, Smell* (Sense of)
- NUCLEATED CELLS**, see *Cells*
- NUNNELEY, Frederick Barham, M.D.**
 The action of citrate and acetate of potash, of spiritus etheris nitrosi, and of oil of juniper, on the urine in health, liii, 31
- NUNNELEY, Thomas**
 Account of three cases of aneurism of or within the orbit, treated by ligature of the common carotid artery, xlii, 165
 Account of a fourth case of spontaneous aneurism of the orbit xlii, 187
 Congenital malformation of the eyes in three children of one family xlv, 43
 On vascular protrusion of the eyeball xlvi, 15
- NUTRITION** of the vital organs, &c., in certain chronic diseases, facts and inferences respecting (J. Clendinning) xxi, 33
- NYMPHÆ**, incidental remarks on indurated prolongations and warty tubercles of the (B. Travers) xvii, 347
- OBLITERATION** of ARTERIES, see under *Arteries*
 of the COMMON BILE-DUCT, caused by disease of the pancreas, &c. (R. Bright) xviii, 3, 12, 34
 of the VENA CAVA INFERIORE, between the entrance of the emulgent and hepatic veins (T. B. Peacock) xxviii, 1

OBREE, Henry

Case of strangulated obturator or thyroideal hernia, successfully relieved by operation xxiv, 233

OBSTETRIC INSTRUCTION in the Vienna Hospital, how conducted (C. H. F. Routh) xxxii, 27

OBSTETRIC INSTRUMENTS, see *Instruments* (Obstetric)

OBSTETRICS, see *Midwifery*

OBSTRUCTION of the AORTA, account of a case of (R. Graham) v, 287

Reference to some recorded cases of, 297.

- of the ARTERIES, arising from the arch of the aorta, description of, in a case of sudden death (J. Yelloly) xii, 565
- partial, in the cerebral circulation, on the phenomena and appearances from (J. Howship) xvii, 423
- by fibrinous deposits from the interior of the heart (W. S. Kirkes) xxxv, 281
- fibrinous, cases illustrating their causes and effects (S. W. Sibley) xlv, 255
- two cases of, from separated cardiac vegetations, followed by gangrene of the lower extremities and death (S. J. Goodfellow) xlv, 367
- of the branches of the pulmonary artery, with cases (J. Paget) xxvii, 162
- additional observations on the foregoing, with case (J. Paget) xxviii, 353

Peculiarity of the pulmonary and systemic circulation in, 361; direct cause of death in these cases, 362.

- congenital, of the pulmonary artery, in a case of cyanosis (R. J. Spitta) xxix, 81
- of the trunk of the pulmonary artery, from which death resulted, in a case of malformation of the heart (T. B. Peacock) xxx, 131
- of the VEINS of the right inferior extremity, in a phthisical youth (T. H. Holberton) xvi, 63
- of the vena cava inferior from the commencement of the common iliac veins, case of (T. B. Peacock) xxviii, 1

References to recorded cases of obstruction of the superior and inferior cava, 12, *et seq.*

- of the lower extremities, cases of, causing œdema of the corresponding limb in phthisical patients (G. Cursham) xliii, 377

OBSTRUCTIONS, intestinal, see *Intestines* (Obstructions of)

OCCIPITAL BONE, ankylosis of the two upper cervical vertebrae and, description of a specimen of (A. Shaw)

xxxi, 289

ankylosis of the condyles of the, with the articular cavities of the atlas, description of remarkable specimens of (W. Lawrence)

xiii, 404, 414, *et seq.*

case of ankylosis of the condyles of the, and the articular cavities of the atlas after a fall, with remarks (T. H. Holberton)

xxiv, 76

case of fracture of the, extending to the great foramen, in which the bone was trephined, and the dura mater of the cerebellum punctured, with recovery (A. C. Hutchison)

ii, 105

ODIER, Louis, M.D.

Account of the last illness and death of Professor H. B. de Saussure

vii, 211

CEDEMA in phthisical patients caused by obstruction of the veins of the lower extremities (G. Cursham)

xliii, 377

ESOPHAGOTOMY, case of, for the extraction of a foreign body, with remarks (J. M. Arnott)

xviii, 86

ESOPHAGUS, case of aneurism of the aorta bursting into the (T. J. Armiger)

ii, 244

case of a communication between the, and an aneurism of the aorta, the patient surviving nearly eight weeks (S. Cooper)

xvi, 389

observations on cancerous fungus of the, in elderly persons (B. Travers)

xv, 252

fatal case of polypus growth in the (B. Arrowsmith)

xxx, 229

case in which a large pouch was formed in the, in connection with contraction of the canal (W. C. Worthington)

xxx, 199

fatal case of stricture of the, after accidentally swallowing soap-lees (W. Basham)

xxxiii, 99

Analogous cases referred to, 104.

perforating ulcer of, which caused death by penetrating the aorta (W. H. Flower)

xxxvi, 353

OGLE, John W., M.D.

On the influence of the cervical portions of the sympathetic nerve and spinal cord upon the eye and its appendages

xli, 397

— illustrative cases to ditto

xli, 412

Case of paralysis as to voluntary motor power of the limbs on one side, with hyperæsthesia of the corresponding side

- OGLE, John W., M.D. (continued)**
of the face, the result of compression of the brain from an intra-cranial aneurism, with observations on "induced" cerebral paralysis xlii, 403
Case of recurrent anæsthesia of the surface of the body, with partial loss of motor power from effects on the spinal nerves of effused products in the spinal canal xliii, 383
Case of ichthyosis spuria vel sebacea xlvi, 217
- OGLE, William, M.D.**
Case illustrating the physiology and pathology of the cervical portion of the sympathetic nerve lii, 151
Anosmia: cases illustrating the physiology and pathology of the sense of smell liii, 263
- OIL, account of a concrete oil existing in healthy blood (B. G. Babington)** xvi, 46
contained in the secreting cells of the healthy kidney, microscopical observations on (G. Johnson) xxix, 2
See also *Fatty degeneration*
- OIL of WORMWOOD, see Wormwood**
- OILS, OZONIZED, observations on the medical administration of (Theoph. Thompson)** xlii, 349
- OLDHAM, Henry, M.D.**
Case of Cæsarean section xxxiv, 89
- OLECRANON, compound fracture of the, case of, with remarks (H. Earle)** xix, 255
- OMENTAL HERNIA, see Hernia (Omental)**
- OMENTUM, condition of the, in cases where the peritoneum is covered with a false membrane (R. Bright)** xix, 196
involved in cases of tuberculated sarcoma (G. Langstaff) ix, 341, 344
— in a remarkable case of malignant tumours (H. Ancell) xxv, 235
— in a case of malignant disease in the parietes of the uterus (T. Hodgkin) xxvi, 266
protrusion of, in wound of the abdominal parietes (N. Ward) xxxix, 23
puncture of the, in paracentesis abdominis, fatal case of, with incidental remarks on idiopathic inflammation of the (J. Macfarlane) xvi, 279
- ONYCHIA MALIGNA, description of, and observations on the treatment (J. Wardrop)** v, 135

- OPERATIONS**, incidental remarks on the performance of (W. Lawrence) vi, 172
 observations on a mode of performing, on irritable patients, by bleeding to syncope, with a case where the practice was successfully employed (J. Wardrop) x, 273
 on depositions of pus and lymph in the lungs and other viscera, occurring after, with cases (T. Rose) xiv, 251
 on the mode of amputation and method of dressing at University College Hospital (R. Liston) xxiv, 159
- OPHTHALMIA**, ACUTE, on the effects of evacuating the aqueous humour in (J. Wardrop) iv, 145
 Kind of cases relieved by that operation, 153; in puriform cases of, 158; in puriform cases, in children, 162; in gonorrhoeal ophthalmia, 163.
- REMITTING**, history of a case of, successfully treated by opium (J. Curry) iii, 348
- acute PURULENT**, on a successful plan of arresting the destruction of the transparent cornea from, by dividing the chemosed conjunctiva (F. Tyrrell) xxi, 414
 Gonorrhoeal, cases of, 430.
- peculiar form of (choroiditis), essay on, and on its mode of treatment (with bark) (W. Wallace) xiv, 286
- destructive**, in a case of partial paralysis of the face (J. Shaw) xii, 116
 — remarks on this occurrence (J. Dixon) xxviii, 376
 — case of, consequent on uterine phlebitis (R. Lee) xv, 370
- PUERPERAL**, observations on (R. Lee) xxviii, 345
 — destructive (M. Hall and J. Higginbottom) xiii, 189
 — cases of, consequent on phlebitis (J. M. Arnott) xv, 38, 118
 — case of destructive, with extensive suppuration of the cellular membrane, and severe affection of the knee-joint, occurring after premature labour (A. M. M'Whinnie) xxxi, 65
- RHEUMATIC**, account of, with observations on the treatment (J. Wardrop) x, 1
- OPIUM**, relief derived from opiate suppositories in **CANCEROUS** rectum (B. Travers) xvii, 362
 on the effects of large doses of, in a case of **DIABETES** mellitus (W. Money) v, 236

OPIUM (*continued*)

- on the good effects of suppositories of, in the **DIARRHŒA** that precedes or accompanies abortion, and in prolapsus uteri v, 150, 154
- observations on the use of, in uterine **HÆMORRHAGE** (D. Stewart) iv, 361
- on the exhibition of, in **HOOPING-COUGH** (R. Pearson) i, 24
- case of remitting **OPHTHALMIA** successfully treated by (J. Curry) iii, 348
- unsuccessful exhibition of large doses of the tincture of, in a case of **TETANUS** (D. J. H. Dickson) vii, 445
- case of **POISONING** by the tincture of, successfully treated by an emetic (A. Marcet) i, 77
- of poisoning by, successfully treated by artificial respiration (C. I. Smith) ix, 86

- ORBIT**, size of the, does not vary with the varying dimensions of the face (A. Shaw) xxvi, 352
- aneurism of, see *Aneurism* by anastomosis of the orbit
- case of double encysted tumour in the, removed by operation (S. Barnes) iv, 319
- of hydatid cyst in the, causing protrusion of the globe (W. Lawrence) xvii, 48
- observations on medullary tumour of the contents of the (B. Travers) xv, 235
- See *Eye*

ORMEROD, Edward Latham, M.D.

- Case of encephaloid disease of the endocardium xxx, 39
- Comparative view of some points of the pathology of rheumatic and non-rheumatic pericarditis xxxvi, 1

ORTON, John

- A case of amputation of the thigh at the hip-joint, successfully performed xiii, 605

- OS CALCIS**, on excision of the, in incurable disease of that bone, as a substitute for amputation of the foot, with a case (W. B. Page) xxxiii, 249
- fracture of, notes of a case (G. G. Gascoyen) xxxix, 282
- and scaphoid, dislocation of, from the astragalus, case of, with remarks on the importance of dividing the gastrocnemius and other tendons to facilitate reduction in dislocation of astragalus (G. Pollock) xlii, 39

Table of results of treatment in 55 cases of dislocation of astragalus, 61.

- OS FRONTIS**, case of a bony tumour containing hydatids successfully removed from (R. Keate) x, 278

- OS FRONTIS (*continued*)
 case of hypertrophy of (J. Sims) xix, 367
- OS INNOMINATUM, cases of fracture of the, extending into the acetabulum, with remarks (J. Swan), xii, 526; (H. Earle) xix, 249
- OS PUBIS, case of fracture of the, successfully treated (H. Coates) xi, 270
 cases of fracture of (J. Swan) xii, 520, *et seq.*
 — ditto (H. Earle) xix, 250, *et seq.*
- OS UTERI, see *Uterus*
- OSSEOUS TUMOURS, see *Tumours*
- OSSICULA AUDITUS, description of the ligaments of the (T. W. Chevalier) xiii, 61
- OSSIFICATION, experiments and observations on the process of (J. Howship) vi, 263
 Formation of the cylindrical bones of animals, 264; examination of, in the human fetus, 264; in quadrupeds, 269; in the cetacea, 274; in birds, 275; formation of the bones of the head in the human fetus, 278; conclusions, 283.
 progress of, in new joints (J. Howship) viii, 513
 in fractured bones (J. Howship) ix, 148
 experiments as to the mode of union of flat bones (R. H. Meade) xxiii, 390
 on the nature of the ossification of encysted tumours (J. Dalrymple) xxvi, 238
 case of ossification and bony growth of the cartilages of the larynx preventing deglutition (F. Travers) vii, 150
 See *Bones* (Growth of)
- OSTEO-MALACIA, case of (R. Barnes) xlv, 63
 Physical appearance, 66; composition of the urine, by H. Letheby, 68; Kilian on a yielding condition of the pelvic bones, 70; other recorded cases, 71-2.
- OSTEO-MEDULLARY TUMOURS, see *Tumours*
- OSTEO-MYELITIS, consequent on gunshot wounds of the extremities, and treatment of stumps so affected after amputation (T. Longmore) xlviii, 43
 Term of endosteitis, 44; Valette on osteo-myelitis at the battles of the Alma and Inkermann, 45; J. Roux, disarticulation in chronic osteo-myelitis, 46; Fayer's 35 cases in India, 47; Baron Larrey's conclusions, 49; summary, 60.
- OSTEOPOROSIS, instance of disease of the bones so named by Rokitansky (C. H. Moore) xxxiv, 117

- OSTEO-SARCOMA, remarks on (J. Howship) viii, 95
of the clavicle, cases of, referred to (B. Travers) xxi, 142
of the femur, two cases of, requiring amputation (R. A. Frogley) xxvi, 133
case of, from the interior of the tibia (W. Lawrence) xvii, 35
- OTTLEY, *Drewry*
Case of cysticercus cellulose of the brain xxvii, 12
- OTOSCOPE, description of the (J. Toynbee) xxxii, 74
- OTTO's observations on the treatment of intestinal obstructions, referred to (B. Phillips) xxxi, 20
- OVARIA, DISEASES, &c. :
on inflammation of the, in puerperal women (R. Lee) xvi, 387
malignant diseases of the, observations on (B. Travers) xvii, 350, 351
symmetrical malignant affections of the, examples of (J. Paget) xxv, 83
involved in a case of extensive gelatiniform cancer of the peritoneum (E. Ballard) xxxi, 119
involved in a case of medullary sarcoma, which affected several important viscera (G. Langstaff) xviii, 250
Impregnation effected in the foregoing case where all the natural structure of the ovaria had been apparently destroyed by scirrhus and fungoid tubera, with remarks, 254.
- DROPSY of:
— history of a remarkable case of (T. Chevalier) iii, 40
— an extraordinary case of (C. Thomas) xiii, 330
— forming a tumour in the lower part of the pelvis obstructing parturition, case of (S. Merriman) iii, 47
— cases of a similar nature (S. Merriman) x, 50
— chemical examination of an unctuous fluid obtained from one of the foregoing cases (J. Bostock) x, 77
Remarks on the fluids contained in the diseased ovaria, 80, *et seq.*
- see below (Cysts)
- CYSTS and TUMOURS of:
— on their origin, structure, and mode of development (Wilson Fox) xlvii, 227
Notices of opinions of other writers on the subject, 228-37; formation from the Graafian vesicles, 237; external wall of the cysts, 240; inner surface, 242-5; proliferous cysts: papillary, villous and glandular growths, 246-69; nature of the fluids, 269; conclusions and summary, 278.
- observations on the forms of (T. Hodgson) xv, 275, *et seq.*
— dissection of (R. Lee) xxxiv, 6

OVARIA, CYSTS and TUMOURS of (*continued*)

- malignant, complicated with pregnancy, case of (T. Hewlett) xvii, 226
- account of a dissection of one which contained brain (H. Gray) xxxvi, 433
- description of a large cyst containing hair (J. Abernethy) i, 35
- communicating with the bladder, containing hair and a tooth imbedded in a portion of bone resembling an alveolar process (E. Phillips) ix, 427
- on the nature of those which contain teeth, hair, and fatty matter (R. Lee) xliii, 93
- Notices of cases by Baillie, Abernethy, Merriman, Phillips, &c., 93-8; four cases, 99; appendix, containing notices of cases of calculus mixed with hair, teeth, bone, &c., by Sir B. Brodie and Sir William Lawrence, 109.
- remarks on tapping (T. Spencer Wells) lii, 197, 205
- case of cystic disease of the kidney simulating (H. C. Rose) li, 167
- operations for, see *Ovariotomy*

OVARIOTOMY, observations on the recorded cases of operations for the extraction of ovarian tumours (B. Phillips) xxvii, 468

General list of recorded cases, 472, *et seq.*; cases in which a large incision was employed, 478; cases in which a small incision was employed, 480; cases in which no tumour was found, 482; cases in which there was no extraction, 484.

- notice of the first case of, in 1822, by Dr. Nathan Smith, of Connecticut (R. Lee) xxxiv, 10
- case of extirpation of an ovarian cyst terminating fatally on the tenth day (B. B. Cooper) xxvii, 76
- case of ovarian tumour, removed by operation, terminating fatally on the seventh day (T. M. Greenhow) xxvii, 88
- successful case of removal of an ovarian tumour complicated with pregnancy (H. E. Burd) xxx, 95
- appendix to the foregoing case, the patient having become pregnant the following year, went her full time (H. E. Burd) xxxii, 64
- history of a successful case of (E. W. Duffin) xxxiv, 1
- analysis of [162] cases of, which have occurred in Great Britain (R. Lee) xxxiv, 10
- supplement to ditto (R. Lee) xlvi, 21
- on the history and progress of, in Great Britain, with observations founded on personal experience of the operation in fifty cases (T. Spencer Wells) xlvi, 33

Historical notices of recorded operations since the first, in 1809, by

OVARIOTOMY (*continued*)

McDowell, 35; previous papers in the 'Transactions,' 39-41; causes of mortality and means to reduce it, 44; table of fifty cases by Spencer Wells, 47.

second series of fifty cases of, with remarks on the selection of cases for the operation (T. Spencer Wells) xviii, 215
 third and fourth series of fifty cases of, with remarks on the situation and length of the incision required in this operation (T. Spencer Wells) l, 543

Table of cases, 544-9; analysis of ditto, age, conjugal and social condition, 550-1; situation and length of incision, 551-60.

third series of one hundred cases of (T. Spencer Wells)
 lii, 197

Table of cases, 198; statistics of the mortality after tapping cysts, 206.

account of a patient upon whom it was performed twice (T. Spencer Wells) xlv, 161
 case in which twice, successfully performed in the same patient (T. Spencer Wells) l, 1

Question of the comparative frequency in right, left, or in both ovaries, 9-11.

situation and length of the incision required in (T. Spencer Wells) l, 543, 551
 by a "large incision," successful parturition in a patient who had undergone (J. Crouch) xxxv, 71

OVUM, human, remarks on the structure and formation of the membranes of the (R. Lee) xvii, 473
 on the membrana decidua which surrounds it in cases of tubal gestation (R. Lee) xli, 137, 153
 — ditto (R. Lee) xliii, 1

OWEN, Richard

Dissection of the parts concerned in the aneurism for the cure of which Dr. Stevens tied the internal iliac artery, at Santa Cruz, in the year 1812 xvi, 219

OXALATE of LIME, see *Lime* (Oxalate of)

OXALIC ACID, analysis of (W. Prout) ix, 478
 discovery of, in the blood (A. B. Garrod) xxxii, 171

OXIDE, see *Cystic oxide*

OXYGEN GAS, inhalation of, in a case of cynanche laryngea, with temporary relief (J. W. Roberts) vi, 136

OZONE, on its origin and physiological effects (C. F. Schönbein)
 xxxiv, 205

OZONE (*continued*)

- its destruction of miasmatic substances (C. F. Schönbein) xxxiv, 212
 odour of, as noticed by M. Buchwalder in a thunder-storm on
 the Alps xxxiv, 217 (*note*)
 See *Oils* (Ozonized)

PACHYDERMATOCELE, peculiar tumour of the skin denomi-
 nated (Valentine Mott) xxxvii, 155

PACINI's method of restoring suspended animation, see *Committee*,
Report liii, 291

PACO, on the blood-corpuses and pus-globules of the (G. Gul-
 liver) xxiii, 24, 25

PAGE, *William Bouffield*

- Cases of ununited fracture successfully treated xxxi, 135
 On excision of the os calcis in incurable disease of that bone,
 as a substitute for amputation of the-foot, with a case
 xxxiii, 249

PAGET, *James*

- On white spots on the surface of the heart, and on the fre-
 quency of pericarditis xxiii, 29
 On the relation between the symmetry and the diseases of
 the body xxv, 30
 On obstructions of the branches of the pulmonary artery
 xxvii, 162
 Examination of a cyst containing seminal fluid xxvii, 398
 Additional observations on obstructions of the pulmonary
 arteries xxviii, 353
 Case in which the corpus callosum, fornix, and septum
 lucidum, were imperfectly formed xxix, 55
 Account of a dislocation, in consequence of disease of the
 first and second cervical vertebræ xxxi, 285
 — note on the foregoing, by the Editor xxxii, 177
 Account of a growth of cartilage in a testicle and its lymph-
 atics, and in other parts xxxviii, 247

PAGET, *James*

- On myeloid tumours (various notices) (H. Gray)
 xxxix, 124, &c.
 On reparative process in tendons after division (notice) (W.
 Adams) xlii, 311
 Statistics of cancer, from his cases (W. M. Baker) xlv, 389

PAGET, *Thomas*

- Case in which the urachus remained open, and a ring-shaped
 calculus, formed upon a hair in the bladder, was extracted
 through the umbilicus xxxiii, 293

PAGET, *Thomas (continued)*

On an operation for pervious urachus with stillicidium urinae
xliv, 13

PAIN, as a symptom of fatty degeneration of the heart, remarks
on (R. Quain) xxxiii, 158

remarks on, as a sign of intestinal obstructions (B. Phillips)
xxxii, 4

in the limbs of an obscure character, especially in females,
importance of attending to, with reference to their being
the precursors of eccentric atrophy of bone (mollities
ossium) (T. B. Curling) xx, 372

mode of preventing, in operations on irritable patients, by
bleeding to syncope (J. Wardrop) x, 273

observations on the effects of the Cannabis sativa (Indian
hemp) in alleviating (J. Clendinning) xxvi, 188

on the effect of stramonium in assuaging, in chronic dis-
ease (A. Marcet) vii, 553

painful affections of the side from tumid spleen, remarks
on (B. Bree) ii, 85 : iii, 155

PALATE, observations on congenital deficiency of, and the means
to be used for its relief (G. Pollock) xxxix, 71

case of destruction of the entire, successfully relieved by me-
chanical means (E. Sercombe) xxxix, 91

PALATE, CLEFT, observations on, and on staphyloraphy (W.
Fergusson) xxviii, 273

Cases referred to, 298.

— description of an instrument for closing fissures of the
soft palate (W. Beaumont) xxi, 29

— on the cure of, by operation, in children, with description
of an instrument for facilitating the operation (T. Smith)
li, 79

Quotations from authors as to the difficulties of the operation in
young children, 80; the instrument employed, and order of proceed-
ing, 82-6; table of cases, 90.

PANCREAS, tables of the weight of the, in various diseases (J.
Clendinning) xxi, 59, *et seq.*

cases and observations connected with disease of the (E.
Bright) xviii, 1

Discharge of fatty matter from the bowels in cases of disease of
the, 3, 12, 21; case of scirrhus enlargement of the, 31; involved in
a case of extensive malignant disease of the mesentery and glandular
system, 36.

case of extensive disease of the (J. A. Wilson) xxv, 42

PANCREAS (*continued*)

involved in a case of tuberculated sarcoma, extensively disseminated beneath the skin and throughout the abdominal and thoracic viscera (G. Langstaff) . . . ix, 342

DEGENERATION of the, observations respecting (C. H. Jones) . . . xxxviii, 195

Coexisting morbid conditions, 199; general conclusions, 204; table of cases, 206.

on induration and enlargement of the, incidental remarks on (B. Travers) . . . xvii, 363

remarks on the morbid changes observed in the, and history of a case in which, on examination after death, it was found in a state of active inflammation (W. Lawrence) . . . xvi, 367

PANCREATIC SARCOMA, description of (W. Lawrence)

xvii, 18

Cases of, occurring in the immediate vicinity of the parotid gland, 21, *et seq.*

PARACENTESIS ABDOMINIS, successful in a case of ascites during pregnancy (G. Langstaff) . . . xii, 372

— performed in a case of gelatiniform cancer of the peritoneum, simulating ascites (E. Ballard) . . . xxxi, 119

CAPITIS, successful case of (T. Y. Thompson) . . . xlvii, 289

THORACIS, in empyema and inflammatory hydrothorax, observations on (H. Roe) . . . xxvii, 198

Table of recorded cases of, 200; table of cases of pleuritic effusions treated by, 232; appendix of cases, 236.

— case of empyema which recovered after repeated punctures of the pleural sac (T. Thompson) . . . xxvii, 272

— in empyema, advantage of the plan of drainage in (S. J. Goodfellow) . . . xlii, 281

PARALYSIS, cases of, with experiments and observations, illustrative of the pathology of the nervous system (M. Hall)

xxii, 207, *et seq.*; xxiii, 132, *et seq.*; xxiv, 88, *et seq.*; . . . xxxi, 149

cases of, illustrative of the pathology of the spinal cord (W. Budd) . . . xxii, 154, *et seq.*

distinction between cerebral and spinal paralysis (M. Hall) . . . xxii, 205, 214; xxiii, 126

— observations on the foregoing doctrine (R. B. Todd) . . . xxx, 207, *et seq.*

on the contractility or irritability of the muscles of paralysed limbs, and their excitability by the galvanic current, in comparison with the corresponding muscles of healthy limbs (R. B. Todd) . . . xxx, 207

PARALYSIS (*continued*)

additional experiments on the excitability of paralysed and healthy limbs by the galvanic current (B. B. Todd) xxxvi, 459

muscular irritability in paralytic limbs (M. Hall) xxii, 191
 on the irritability of the muscular fibre in paralytic limbs (M. Hall) xxxi, 149

inquiry into the state of the superadded nerves in cases of palsy following apoplexy (J. Shaw) xii, 141

remarks on the question, why sensation should remain when voluntary power is lost? or why muscular power should remain when feeling is gone? (J. Shaw) xii, 146

history of a case of paralytic affection attended with anomalous morbid sensations (— Vieusseux) ii, 217

Notes on the foregoing case by Dr. Marcet, 235.

influence of, on the growth of the bones (G. M. Humphry) xlv, 283

“induced” cerebral, observations on (J. W. Ogle) xlii, 418
 from injuries of the brain, remarks on (Sir B. Brodie) xiv, 349

from injuries of the spinal cord, remarks on (Sir B. Brodie) xx, 129

case of, from disease of the cervical medulla, without loss of sensation (J. Webster) xxvi, 1

case of, and loss of sensibility of the trunk and limbs, from dislocation of the fourth cervical vertebra (W. Lawrence) xiii, 394

from the effects of lead, cases of (J. Alderson) xxii, 84
 of the FACE, succeeded by certain nervous disorders, case of (E. Percival) iv, 17

— partial, remarks on, with cases (J. Shaw) xii, 105

In consequence of inflammation of the portio dura, 110; connected with a diseased state of the brain, 123; in consequence of exposure to cold, 128; in consequence of injuries of the head, 133; in consequence of operations, 138; proposed mode of treatment of, 130.

— two cases of loss of motory function of the fifth nerve (J. Dixon) xxviii, 373


— appearances on dissection in one of the foregoing cases (a large tumour developed in the substance of the fifth nerve and its ganglion) (J. Dixon) xxix, 131


— cases of, with experiments illustrative of the condition of the muscular irritability in (M. Hall)

xxii, 203, *et seq.*; xxxi, 155, *et seq.*


cases of nervous affections peculiar to young women, accompanied with paralysis of the extremities (J. Wilson)

xxi, 107









PARALYSIS (*continued*)

of the limbs on the left side of the body, with hyperæsthesia of the same side of the face, the result of compression of the brain from an intra-cranial aneurism (J. W. Ogle) xlii, 403

— see *Hemiplegia*

case of, of the lower extremities, without loss of sensation, from disease of the *posterior* columns of the spinal cord (E. Stanley) xxiii, 80

— see *Paraplegia*

of the extensor muscles (R. E. Thompson) . . . li, 241

GENERAL, of the insane, cases of (A. J. Sutherland) xxxviii, 275

— state of the optic nerves and retinæ in, cases (T. C. Allbutt) li, 101-14

— of the voluntary muscles, case of (J. Bostock) . . . ix, 1

AGITANS, beneficial effects of subcarbonate of iron in a case of (J. Elliotson) xiii, 240

PARAPLEGIA, remarks on, with cases and dissections (H. Earle) xiii, 516

Case of, from disease of the brain, 528; after slight concussion, 531; after concussion of the brain, 538; from disease of the spine, 543; cases of, from diseased spine and brain, 547, *et seq.*

cases of, illustrative of the pathology of the spinal cord (W. Budd) xxii, 154, *et seq.*

cases of, illustrative of the reflex actions of the spinal cord (M. Hall) xxiii, 137, *et seq.*

case of, from disease in the *posterior* columns of the spinal cord, attended by phenomena at variance with the doctrine of the distinct influences of the anterior and posterior columns of the cord (E. Stanley) xxiii, 80

from disease of the cervical medulla, without loss of sensation (J. Webster) xxvi, 1

case of, from dislocation of the fourth cervical vertebra (W. Lawrence) xiii, 394

cases of, associated with gonorrhœa and stricture of the urethra (W. W. Gull) xxxix, 195

PARASITIC MONSTERS, remarks on the existence of a fluid resembling meconium in an isolated portion of intestine, in two instances of (E. Stanley) xxiv, 244

PARIETAL BONE, fracture of the, in a new-born infant, in a case of external and internal cephalhæmatoma (C. West) xxviii, 397

PARIS, remarks on the climate, &c., of (A. Marcet) . . . iii, 314

PARK, H.

Observations on tumours within the pelvis, occasioning difficult parturition ii, 298

PARKES, Samuel, M.D.

Notes of the literature of the subject of heat of body, urea, &c., in ague (S. Ringer) xlii, 361

PARKINSON, John

A case of trismus successfully treated ii, 293
Case of diseased appendix vermiformis iii, 57

PAROTID GLAND, description of a tumour occurring in the immediate vicinity of the, with cases (W. Lawrence) xvii, 18

PAROTITIS, see *Cynanche parotidea*

PARTRIDGE, William Henry

Case of sudden illness in advanced pregnancy, terminating in the delivery of twins, and death, with an account of a singular laceration of the peritoneal coat of the uterus, observed on the post-mortem examination xix, 72

PARTURITION, clinical instruction in the management of labours, how conducted in the general hospital of Vienna (C. H. F. Routh) xxxii, 28
calculations respecting the period of, in women (S. Merriman) xiii, 338

Note to the foregoing, 640.

successful, in a patient who had previously undergone ovariectomy by a "large incision" (J. Crouch) xxxv, 71

ANOMALOUS, case of a presentation of a bag of water after delivery (J. Dunn) x, 396

DIFFICULT, a rare case of complicated, from locking of the heads of twins, with notices of two recorded cases of the same description (J. Allan) xii, 366

— from tumours within the pelvis, observations on (H. Park) ii, 298

— case of, occasioned by a dropsical ovary, forming a tumour in the lower part of the pelvis (S. Merriman) iii, 47

— cases of impeded, from tumours within the pelvis, with remarks (S. Merriman) x, 50

— case of, from a tumour in the pelvis (J. C. W. Lever) xxiii, 414

— note on the foregoing case (S. Merriman) xxiii, 416

PARTURITION, DIFFICULT (*continued*)

- obstructed by adhesion of the labia pudendi, case of (W. Russell) xi, 445
- on affections of the viscera, joints, eye, cellular substance, and skin, occurring after, with cases (J. M. Arnott) xv, 99
- on inflammation of the uterine veins and its consequences, occurring after (R. Lee) xv, 369
- see also *Phlegmasia dolens*
- PREMATURE**, cases of, artificially induced, in women with distorted pelvis, with observations on the method of practice (S. Merriman) iii, 123
- on the induction of, in cases of pregnancy complicated with albuminous urine, dropsy, and amaurosis (R. Lee) xli, 169

ophthalmia in, see *Ophthalmia* (Puerperal)

- PATELLA**, case of cartilaginous ankylosis of the (H. Mayo) xix, 69
- case of symmetrical disease of the cartilages of the (J. Paget) xxv, 31
- compound fracture of, case, with an analysis of fifty-six cases of that injury (A. Poland) liii, 49
- Tables—cases associated with incised wounds, 56; with lacerated and contused wounds, 58; with gunshot wounds, 68; with fractured condyle of femur, 84; analysis of tables, 74.
- on transverse fractures of the (J. Hutchinson) lii, 327

PEACOCK, Thomas Bevil, M.D.

- Case in which the vena cava inferior was obstructed, and its cavity obliterated between the entrance of the emulgent and hepatic veins xxviii, 1
- Case of malformation of the heart, in which death resulted from obstruction in the trunk of the pulmonary artery xxx, 131
- Note in reference to the foregoing case xxxi, 61

PEARSALL, T. J.

- Chemical examination of water contained in a leaden cistern, with remarks xxii, 91

PEARSE, George, M.D.

- History of a case of chylous urine xxxiv, 127

PEARSON, John

- Account of some remarkable symptoms connected with a painful affection of the extremity of the left thumb viii, 252

PEARSON, Richard, M.D.

- Some observations relative to the treatment of whooping-cough i, 23

- PECTINEUS MUSCLE**, femoral hernia partially covered by (J. Adams) xliii, 127
- PELLAGRA**, observations on, as it prevails in Lombardy (H. Holland) viii, 315
- PELVIS**, **ABSCESS** in the anterior part of the, case of (J. Burne) xxii, 46
- DISTORTION** of, cases of premature labour artificially induced in women with (S. Merriman) iii, 123
- from mollities ossium, case of Cæsarean section (C. West) xxxiv, 72
- by rickets, causing unusual difficulty in lithotomy (H. Thompson) xlvii, 11
- on the influence of rickets in arresting the growth of the pelvis (A. Shaw) xvii, 460
- case of, with unusual dislocation of the femur (C. H. Moore) xxxiv, 107
- FOREIGN** body introduced into the, through the vagina, with successful operation for its removal, case of (J. C. W. Lever and J. Hilton) xxxi, 315
- FRACTURES** of the bones of the, observations on, with cases (H. Earle) xix, 249
- case of fracture of, with unusual dislocation of the femur (C. H. Moore) xxxiv, 107
- on injuries of the, with cases (J. Swan) xii, 520
- TUMOURS** within the, occasioning difficult parturition, observations on (H. Park) ii, 298
- impeding parturition, cases of, with remarks (S. Merriman) x, 50
- ditto, case of (J. C. W. Lever) xxiii, 414
- remarks on the foregoing case (S. Merriman) xxiii, 416
- on congenital, with cases (E. Stanley) xxiv, 281
- hydatid, in the, occasioning retention of urine, case of (T. B. Curling) xxix, 256
- ovarian, in the lower part of the, causing difficult parturition, case of (S. Merriman) iii, 47
- pulsating, originating in the walls of the, case of, for which a ligature was placed around the common iliac artery (E. Stanley) xxviii, 303
- PEMBERTON, Oliver**
On a case of aneurismal varix in the upper part of thigh, following the employment of pressure for cure of an aneurism of the posterior tibial artery xliv, 189
- PENCIL, CEDAR**, history of a case in which one was lodged in the cavity of the abdomen for eight months (J. Erichsen) xxxix, 15

- PENICILIUM GLAUCUM**, description of its development, by Andral and Gavarret (A. Hassall) . . . xxxvi, 41
 See *Torula in urine*
- PENINSULA** of Spain and Portugal, sketch of the medical history of the British armies in the (Sir J. Macgrigor) vi, 381
 sketch of the medical history of a battalion of the Guards in the, during the winter of 1812-13 (J. Bacot) . . . vii, 368
 observations on the venereal disease in Portugal, as affecting the constitutions of the British soldiery and natives (W. Fergusson) iv, 1
- PENIS**, muscular sheaths round the spongy structure of (G. V. Ellis) xxxix, 335
 observations on malignant diseases of the (B. Travers) xvii, 336
 on diseases resembling cancer, affecting the (H. Earle) xii, 287
 cancerous infiltration of, case, with cancerous ulcer of the bladder and secondary deposits in other parts (H. Coote) xlvii, 1
- PENITENTIARY**, Millbank, vital statistics of (W. Baly) xxviii, 118
 Rate of mortality in, 118; fatal diseases in, 195.
- PENNELL, J. Wilson Croker, M.B.**
 Case of stricture of the rectum, wherein an artificial anus was successfully established in the left lumbar region [enterotomy] xxxiii, 255
 — supplementary note to ditto, by Benjamin Phillips xxxv, 477
 — notice of ditto (T. Holmes) xlix, 65
 On some points of the pathology and treatment of yellow fever xxxvi, 245
- PEPSINE**, formation of, not prevented by the inflammation, &c., of stomach in scarlatina (S. Fenwick) xlvii, 222
- PEROIVAL, Edward, M.D.**
 Case of paralysis of the face, succeeded by certain nervous disorders iv, 17
 History and dissection of a fatal case of cynanche laryngea iv, 300
- PERFORATION** of the mastoid cells (J. Hinton) li, 231
- PERFORATIVE ULCERATION**, see under *Ulceration*

- PERICARDITIS**, old (A. W. Barclay) xxxv, 7
 effects of, on the movements of respiration (F. Sibson) xxxi, 460
 on white spots on the surface of the heart, and on the frequency of (J. Paget) xxiii, 29
 acute, in cases of peritonitis, &c. (S. O. Habershon) xliii, 17, 18
 spasmodic affections, chorea, trismus, epileptic convulsions, hysteria, &c., in cases of (R. Bright) xxii, 1
 recent, independent of recent rheumatism (A. W. Barclay) xxxv, 4
- RHEUMATIC**, cases of, with appearances on dissection (D. Dundas) i, 37
 — case of, with aneurism of the left ventricle of the heart (J. Thurnam) xxi, 194
 — on some of the causes of, especially acute rheumatism and Bright's disease of the kidneys (J. Taylor) xxviii, 453
 — tables of cases of, associated with valvular disease of the heart, &c. (A. W. Barclay) xxxi, 208
 — comparative view of the pathology of rheumatic and non-rheumatic, from an analysis of cases (E. L. Ormerod), xxxvi, 1
 Table of different causes, 4; from scarlatina, 9; as a cause of death, 17.
- TUBERCULAR**, pathological and practical remarks on, with cases (G. Burrows) xxx, 77
 Notices of, by authors, 78.
- PERICARDIUM**, congenital absence of the, case of (T. B. Curling) xxii, 222
 Reference to similar instances, 227.
- effects of diseases of the, on the movements of respiration (F. Sibson) xxxi, 460
 adherent to the heart, with pleuritic effusion, occasioning paroxysms of dyspnœa (A. P. W. Philip) iii, 290
 cases of spasmodic disease accompanying affections of the (R. Bright) xxii, 1
 Case of malignant deposit upon the, attended with attacks of dyspnœa and hysterical convulsions, 15.
 case of scrofulous abscess of the anterior mediastinum, communicating with the, &c. (D. Maclachlan) xxxiii, 201
- PERINÆUM**, fistulæ in the, observations on the treatment of (T. Chevalier) ii, 212
- PERIODICITY** in disease, see *Chest, Eye, Knee-joint* (Periodical affection of)

PERIOSTEUM, on the ossific action of the vessels of the, producing nodes, or exostoses (J. Howship) viii, 90

PERITONÆUM, cases and observations illustrative of the diagnosis of adhesions and other morbid changes of the (R. Bright) xix, 176

Description of the false membrane of the peritonæum, 196.

case of effusion of blood and bile into, in rupture of the liver (A. Johnson) xxxiv, 54

gelatiniform cancer of the, involving the lymphatic glands of the abdomen and the ovaries, simulating ascites, case of (E. Ballard) xxxi, 119

malignant tumours in the, with a similar disease on the head and face, remarkable case of (H. Ancell) xxv, 227

observations on scrofulous inflammation of the, occurring in children, frequently denominated marasmus (G. Gregory) xi, 258

How distinguished from other forms of marasmus, 268.

PERITONITIS, on the etiology and treatment of (S. O. Habershon) xliii, 5

Classes of causes, 6-12; suppuration in portal veins, 12; hypertrophy of the heart, &c., 17; small granular kidneys, 18.

observations on the effect of, on the respiratory movements (F. Sibson) xxxi, 384

statistical observations on the relative frequency of, due to Bright's disease of the kidney (J. Taylor)

xxviii, 545, *et seq.*

from chronic disease and perforative ulceration of the cæcum, &c., memoirs on, with cases (J. Burne) xx, 200; xxii, 33

from perforative ulceration of the stomach, with escape of its contents, case of (J. Crampton) viii, 228

— additional observations on the foregoing, with analogous cases (B. Travers) viii, 231

of puerperal women, pathological and practical researches on (R. Lee) xvi, 377

PERNIO, on the treatment of, with diluted tincture of cantharides (J. Wardrop) v, 142

PERONEAL ARTERY, see *Artery* (Peroneal)

PERRY, John George

History of a remarkable case of varicose aneurism, with observations xx, 31

— notice of ditto xli, 8

Case of excision of the entire lower jaw, with observations xxi, 290

- PERSIA**, on the occurrence in, of the epidemic cholera of India
(J. Cornick) xii, 359
- PERSPIRATION**, cutaneous, chemical examination of the fluid
of (J. Berzelius) iii, 256
unusually copious, case of (R. Bright) xiv, 433
— analysis of the fluid in the foregoing case (J. Bostock)
xiv, 424
- PETECHIAL COW-POX**, notes of a case of (G. Gregory) xxv, 253
- PETIT'S** operation for the relief of strangulated hernia, memoir on
(J. Luke) xxxi, 99
- PETROUS BONE**, effects of sebaceous tumours in the external
meatus on (J. Toynbee) xlv, 51; xlvii, 205
- PEZZONI, Antoine**
Notice of cases of plague contracted in the lazaretto of Con-
stantinople, with remarks by Dr. John Davy xxv, 167
- PHAGEDÆNA**, sloughing, description of, with cases (R. Wel-
bank) xi, 361
- PHARMACEUTICAL EXTRACTS**, on a new method of preparing,
in vacuo (J. T. Barry) x, 231
- PHARYNX**, on the effects of boiling water on the, in cases of
children who had attempted to drink from the spout of a
tea-kettle (M. Hall) xii, 1
— appendix to the foregoing (E. Stanley) xii, 8
on cancer of the (B. Travers) xv, 251
extensively opened in a case of cut throat (R. A. Stafford)
xxiii, 221
- PHILIP, Alexander P. Wilson, M.D.**
History of a severe affection of the organs of respiration
iii, 290
Observations on a species of pulmonary consumption very
frequent in Great Britain vii, 494
Observations on the powers of circulation and the state of
the vessels in an inflamed part xii, 396
- PHILLIPS, Benjamin**
Case of fracture and displacement of the atlas xx, 78
Observations on a particular form of encysted tumour
which occurs in the neck, but is not necessarily con-
nected with the thyroid body xxv, 297
Observations on the recorded cases of operations for the
extraction of ovarian tumours xxvii, 468

PHILLIPS, Benjamin (continued)

- Observations on intestinal obstructions depending on internal causes, and on the means to be employed for their relief xxxi, 1
 Supplemental note to a paper on enterotomy by Croker Pennell (in vol. xxxiii of the 'Transactions') xxxv, 477

PHILLIPS, Edward, M.D.

- Case of locked jaw cured by oil of turpentine, given as a clyster vi, 65
 Case in which parts of a fœtus were found in a tumour in the abdomen of a girl two years and a half old vi, 124
 Account of a case in which some singular preternatural appearances were observed in the ovarium and female bladder ix, 427

PHIMOSIS, remarks on, in old people (H. Earle)

- xii, 287, *et seq.*
 congenital or morbid (B. Travers) xvii, 336

PHLEBITIS, application of the term (F. W. Mackenzie)

- xxxvi, 183
 treatment of (H. Lee) xxxv, 197
 case of (of the iliac and femoral vein), and account of the appearances after death (C. F. Forbes) xiii, 293
 — fatal (W. Lawrence) xv, 123
 — ditto, in the horse (John Sims) xv, 129
 history of a remarkable case of, with observations (T. H. Silvester) xxiv, 36
 pathology of obstructive (F. W. Mackenzie) xxxvi, 169, 187
 a pathological inquiry into the secondary effects of (J. M. Arnott) xv, 1
 case of, of the right inferior extremity, accompanied with a swollen state of the limb, in a phthisical youth (T. H. Holberton) xvi, 63
 as a cause of elephantiasis, remarks (G. Southam) xxx, 73
 remarks on, as the proximate cause of phlegmasia dolens (D. D. Davis) xii, 426

Illustrative cases and dissections, 427, et seq.

- cases of, illustrative of the pathology of phlegmasia dolens (R. Lee) xv, 183, *et seq.*; 145, 370, *et seq.*
 case of, of the lower extremity, excited by malignant ulceration of the cervix uteri, giving rise to phlegmasia dolens (W. Lawrence) xvi, 58
 See also *Phlegmasia dolens*

PHLEBITIS (*continued*)

with pneumonia and pleurisy, cases of, from chronic disease
of the ear (W. W. Gull) xxxviii, 157

PULMONARY, occurring after delivery, case of (R. Lee)

xix, 44

UTERINE, researches on (R. Lee) xvi, 411

— relation between, and the ophthalmia of puerperal women
(R. Lee) xviii, 347

PHLEBOLITES, in the pelvic veins, case of, with remarks (G.
Langstaff viii, 287

case of (T. H. Holberton) xvi, 70

Andral's description of, referred to, 70.

chemical constitution of (J. Bostock) xix, 82

PHLEGMASIA DOLENS, an essay on the proximate cause of
(D. D. Davis) xii, 419

on the pathology of (R. Lee) xv, 132

Appendix of cases and observations further illustrative of, 145;
additional observations, 369.

further researches on the pathology of (R. Lee) xxxvi, 281

researches on the pathology of obstructive phlebitis, and the
nature and proximate causes of (F. W. Mackenzie)

xxxvi, 169

General conclusions, 212; analysis of 100 cases, 215; reference to
ditto, 242.

case of, in a male subject (A. C. Hutchison) xv, 435

caused by inflammation of the veins of the lower extremity,
excited by malignant ulceration of the cervix uteri (W.
Lawrence) xvi, 58

PHLEGMONOUS ERYSIPELAS, see *Erysipelas*

PHOSPHATES, earthy, observations on calculi composed chiefly
of the (W. Henry) x, 137

on the presence of, in urinary deposits, and state of the urine
in which they exist (H. B. Jones) xxvi, 106

excreted in acute chorea, delirium tremens, and inflammation
of the brain (H. B. Jones) xxxiv, 277

mixed, in urine, analyses of, in cases of mania and dementia
(A. J. Sutherland) xxxviii, 261

See *Calculi*

See *Lime* (Phosphate of)

PHOSPHORIC ACID, on the quantity of, excreted by the
kidneys, contrasted, in some instances of delirium tremens
and inflammation of the brain (H. B. Jones) xxx, 21

PHOSPHORUS, acute poisoning by, jaundice, death on fifth day, fatty degeneration of liver, kidneys, heart, &c. (S. O. Habershon) 1, 87

Case, 87-91; notices of other recorded cases, 92; Tardieu's remarks on the subject, 93-6.

poisoning by, jaundice, death in six days, fatty degeneration of liver and kidneys (T. Hillier) 1, 99

PHOTOPHOBIA and **BLEPHAROSPASM**, case of intense and long-continued, relieved by the inhalation of chloroform (W. Mackenzie) xl, 175

PHTHISIS, BRONCHIAL, remarks on (P. H. Green) xxvii, 363

Diagnosis, 365; treatment, 366.

MELANOTIC, remarks on Bayle's account of (W. Thomson) xxi, 359, *et seq.*

PULMONARY, remarks on, in the young subject, with a tabular view of the seat of tubercle of the lungs in 180 cases, in children (P. H. Green) xxvii, 351

— in the British armies in Spain and Portugal, remarks on (Sir J. Macgrigor) vi, 440

Remarks on the effect of the climate of the Peninsula on, 441; result of inquiries as to the frequency of its occurrence in Portugal, 443.

— on the frequency of, in prisons (W. Baly) xxviii, 195, *et seq.*

— in families of cancer patients (S. W. Sibley) xlii, 133

— on a species of [dyspeptic], very frequent in Great Britain (A. P. Wilson Philip) vii, 494

Symptoms, 495; causes, appearances on dissection, nature, 502, *et seq.*; treatment, 516.

— observations on the prolonged expiratory murmur as a sign of incipient (T. Thompson) xxxiii, 343

— inquiries as to the nutrition of the vital organs and viscera in (J. Clendinning) xxi, 41, *et seq.*

Tables of the weight of the viscera in, 64, 65.

— effects of, on the movements of respiration (F. Sibson) xxxi, 438, 454

— rate of hourly pulsation and respiration in, and its relations to sleep, food, sunlight, &c. (E. Smith) xxxix, 151

Pulsation, 154-76; respiration, 176-92; disturbing influences: sleep, 164, 178; food, 166, 181; early rising, 171, 183; temperature and humidity, 172, 183; exercise, 174; sunlight, 175, 184; summary, 187; deductions, 190.

PHTHISIS, BRONCHIAL (*continued*)

— on the detection of lung-tissue in the expectoration of persons affected with (S. Fenwick) xlix, 209

TREATMENT of, by trisnitrate of bismuth, in the diarrhoea accompanying (T. Thompson) xxxi, 305

— by prolonged residence in elevated regions (H. Weber) lii, 225

Addison on the pathology of phthisis (notice), 225; Scrivener on the Peruvian Andes, 226; inhabited high elevations in Europe, 227-8; answers to objections to elevated regions on the score of cold and tendency to hæmorrhage, 231-5; cases, 236-54; treatment, dietetic and hygienic, 255; accessible health-resorts, 260; summary, 263.

on the inoculation of animals as a means of diagnosis in (W. Marcet) l, 439

Table of results of inoculation of guinea-pigs, 439.

See *Œdema* in

PHYSICK, Philip Syng, M.D.

Case of ununited fracture, treated by the introduction of a seton between the extremities of the bone, quoted (J. Wardrop) v, 365

PIGMENTATION, question of the correspondence between intensity of, and acuteness of smell (W. Ogle) . liii, 277-86

— ditto, with the senses of hearing and vision (W. Ogle) liii, 287-90

PINS, case of mass of, in stomach and duodenum (J. Marshall)

xxxv, 68

PLACENTA, on the structure of the human, and its connection with the uterus (W. Bloxam) xxiii, 224

on the structure and functions of the (J. Dalrymple) xv, 21

description of the decidua of the (R. Lee) xvii, 499

report by Dr. Hassall on the anatomy of the normal, and its pathological changes (R. Barnes) xxxiv, 186

description of pathological changes in, from fatty degeneration, by Prof. Kilian (R. Barnes) xxxiv, 190

degeneration of, at the end of pregnancy (R. Druitt)

xxxvi, 99

Cells of decidua, 101; earthy degeneration, 101; fatty degeneration, 102; placentæ examined, 104.

— fatty, and its influence in producing abortion, &c. (R. Barnes) xxxiv, 183

— ditto (ditto) xxxvi, 143

— case of granular, oily, post-mortem (R. Barnes)

xxxiv, 198

PLACENTA (*continued*)

remarks on the, and on flooding during labour, owing to irregularity in its shape and attachment (Sir C. Bell)

iv, 357

adherent to a nœvus occupying the scalp and dura mater in a fœtus of seven months, description of (R. Lee) xxii, 300

References to cases of the placenta adherent to the scalp, 304, *et seq.*

presentation by, treated by galvanism (F. W. Mackenzie)

xli, 173

PLAGUE, when first mentioned in English history (Sir G. Blane)

iv, 93

origin and progress of the, in the island of Malta, in 1813 (R. Calvert) vi, 1

notice of cases of, contracted in the lazaretto of Constantinople (A. Pezzoni) xxv, 167

Remarks on the foregoing (J. Davy), 189.

PLASTIC OPERATION for the restoration of the lower lip (T. P. Teale) xxxviii, 81

for fission and extroversion of the bladder with epispadias (John Wood) lii, 85

PLEURA, observations on malignant disease of the (B. Travers)

xvii, 353

puncture of, during the operation of tying the subclavian artery, and admission of air into the thorax, case of, with remarks (J. C. Warren) xxix, 30, 36

pleural sac repeatedly punctured in a case of empyema, with recovery (T. Thompson) xxvii, 272

See also *Paracentesis thoracis*

PLEURISY, on the effects of, on the respiratory movements, observations on (F. Sibson) xxxi, 426

due to Bright's disease of the kidney, observations on the relative frequency of (J. Taylor) xxviii, 545

associated with valvular disease of the heart, observations on, with table of cases (A. W. Barclay) xxxi, 195, 208

phlebitis with pneumonia and, cases of, from chronic disease of the year (W. W. Gull) xxxviii, 157

PLEURITIC EFFUSIONS, difficulties in diagnosis of (T. A. Barker)

xxxiv, 131

a table of cases of, treated by paracentesis (H. Roe)

xxvii, 232

effects of, on the respiratory movements (F. Sibson)

xxxi, 428

- PNEUMONIA**, prevalence of, in the British armies in Spain and Portugal (Sir J. Macgrigor) vi, 437
 diminution of the chlorides in the urine in cases of (L. S. Beale) xxxv, 325
 chemical composition of the sputa in (L. S. Beale) xxxiv, 325, 360
 effect of, on the movements of respiration (F. Sibson) xxxi, 456
 observations on obstructions of the pulmonary artery in the advanced stages of (J. Paget) xxvii, 164
 on the relative frequency of, in Bright's disease of the kidney (J. Taylor) xxviii, 545
 in whooping-cough, cases of (J. Alderson) xvi, 82, *et seq.*
 phlebitis with pleurisy and, cases of, from chronic disease of the ear (W. W. Gull) xxxviii, 157
CONGESTIVE, consequent upon surgical operations, diseases, and injuries (J. E. Erichsen) xxvi, 29
 Essential nature of this form of inflammation, 35; causes, 36.
- PNEUMOTHORAX**, effect of, on the respiratory movements, with notes of two cases of (F. Sibson) xxxi, 433
- POISONING**, appearances of the stomach after, remarks on the (J. Yelloly) iv, 421
 supposed poisoning of an entire family, terminating in death (J. Wilson) xxv, 74
 by **ARSENIC**, case of recovery from the effects of, under very unfavorable circumstances (P. M. Roget) ii, 137
 Method of analysis employed in detecting the presence of arsenic in the foregoing case, 156; ammonio-nitrate of silver a test of the presence of arsenic, 157.
- use of nitrate of silver for detecting (A. Marcet) iii, 342; vi, 663
 by **BURNETT'S FLUID**, fatal case of (H. Letheby) xxxiii, 283
 poisonous effects of **COAL-GAS** upon the animal system (C. J. B. Aldis) xlv, 99
 — ditto, additional experiments (ditto) xlv, 107
 by **LAUDANUM**, case of recovery from (A. Marcet) i, 77
 — case of, successfully treated by artificial respiration (C. J. Smith) xx, 86
 by **PHOSPHORUS**, see *Phosphorus*, acute poisoning by
 by **SULPHURIC ACID**, results of (J. Wilson) xxi, 272
 by oil of **WORMWOOD**, case of (William Smith) xlvi, 23

POISONS, ANIMAL, observations on the absorption of, in cases of injuries received in dissection (R. A. Stafford) xx, 50

Case of the introduction of, into the system, where there was neither wound nor abrasion of the cuticle, 53.

- the direct application of, by the hands of the medical attendant, the supposed cause of the endemic puerperal fever of Vienna (C. H. F. Routh) xxxii, 35
- generated in the system, as a consequence of local injury, remarks on the probability of (T. Hodgkin) xxxi, 274
- of serpents, account of the effects of arsenic in counter-acting the (J. P. Ireland) ii, 396

Note on the foregoing (T. Chevalier), 403.

- observations on the doctrine of the identity of the vaccine and variolous poisons (G. Gregory) xxiv, 24

POLAND, Alfred

- On a case of fusiform and tubular aneurism of the subclavian artery, successfully treated by indirect digital compression (with other cases by F. M. Corner and J. Spence) lii, 277
- Case of compound fracture of the patella, with an analysis of sixty-nine cases of that injury liii, 49

POLAND, Alfred

- Operation by, in Dr. Oldham's case of Cæsarean section (H. Oldham) xxxiv, 92

POLLI, Professor

- Treatment of zymotic disease by sulphites and hyposulphites (notice) (A. E. Sansom) lii, 141

POLLOCK, George

- Observations on congenital deficiency of the palate, and the means to be used for its relief xxxix, 71
- Case of dislocation of the os calcis and scaphoid from the astragalus, with remarks on the importance of dividing the gastrocnemius and other tendons to facilitate reduction in dislocations of the astragalus xlii, 39
- On amputation at the knee-joint liii, 1

POLYPI, vesicular and fleshy, observations on (B. Travers)

- of the NOSE, fibrous, removal of (P. Hewett) xv, 259
- of the OESOPHAGUS, fatal case of, in which tracheotomy was performed for the relief of respiration (B. Arrowsmith) xxxiv, 45-50
- xxx, 229

Appearances on dissection, 232; reference to cases, 233.

POLYPUS (*continued*)

of the URINARY BLADDER, case of fibrous, with table of recorded cases (J. Birkett) xli, 311

Treatment, 314; necropsy and microscopical examination, 315-17; table of cases, 322.

of the UTERUS, case of, with unusual appearance on dissection (in its centre, grumous blood contained in a dense cyst) (G. Langstaff) xvii, 63

— observations on the pathology of (R. Lee) xix, 94

— supplement to the foregoing (R. Lee) xxxiii, 279

— further observations on the structure and treatment of (R. Lee) xliv, 73

Notice of earlier writers on uterine polypi, 73-5; previous papers by Dr. R. Lee, 75-7; table of 103 cases, 82.

— supplement to ditto (R. Lee) xlviii, 185

Table of fifteen additional cases, 188.

— observations on some peculiarities of (C. Locock) xxxi, 171

Description of an instrument for their removal, in certain cases, 173; mode of removing large or very small polypi, 176.

POMEGRANATE TREE, on the efficacy of the bark of the, in cases of tænia (P. Breton) xi, 301

PONS VAROLII, a contribution to the pathology of [three cases, with post-mortems] (H. Weber) xliv, 151

POPE, John

On the comparative virtues of different kinds of sarsaparilla xii, 344

On a new preparation of croton tiglium xiii, 97

POPLITEAL SPACE, medullary tumour removed from the (B. Travers) xvii, 389

case of erectile tumour removed from the (R. Liston) xxvi, 120

See *Aneurism* (Popliteal)

POPULATION of England and Wales, at different periods, remarks on the (Sir G. Blane) iii, 34


General results of the population returns for the year 1810, 39.


of various towns and counties of England, according to the census of 1811 (R. Smith) xi, 18, *et seq.*


PORTER, William Henry

Case of cynanche laryngea, in which tracheotomy and mercury were successfully employed, with remarks xi, 414

Observations on the surgical pathology of the larynx and trachea, referred to (J. G. Forbes) xxxiii, 2







- PORTIO DURA**, cases illustrative of the symptoms and effects of partial paralysis of the face in consequence of inflammation of the (J. Shaw) xii, 110
 See also *Paralysis* (of the Face)
- PORTUGAL**, observations on the venereal disease in, as affecting the constitutions of the British soldiery and natives (W. Fergusson, M.D.) iv, 1
 — incidental remarks on the same subject (T. Rose) viii, 353
 See also *Peninsula*
- POST, —, M.D.**
 Case of aneurism in the arm, cured by tying the subclavian artery ix, 185
- POTASH, CAUSTIC**, cases of ununited fracture of the humerus treated by seton and the application of (H. Earle) xii, 190
 — remarks on the injurious effects of, applied through the speculum in certain morbid states of the os uteri (R. Lee) xxxiii, 272
- BICARBONATE** of, successful method of treating acute rheumatism by large doses of (A. B. Garrod) . xxxviii, 111
- CITRATE and ACETATE** of, action of, on the urine in health (F. B. Nunneley) liii, 81
- CHLORATE** of, remarks on the efficacy of the, in the treatment of cancrum oris and gangrenous erosion of the cheek (H. Hunt) xxvi, 142
- NITRATE** of, on the employment of, in acute rheumatism (W. B. Basham) xxxii, 1
 Its effects on the blood, 7.
- POTASSÆ, LIQUOR**, and other caustic alkaline solutions, influence of, upon the therapeutic properties of henbane, belladonna, and stramonium (A. B. Garrod) xli, 53, 61
 Summary of results, 59; table of amounts of liquor potassæ required, 65; preservative power of ammonia salts, 69; clinical illustrations, 70.
- POTTER, John Phillips**
 Results of amputations at University College Hospital, London, statistically arranged, with remarks on the mode of amputation and method of dressing adopted (R. Liston) xxiv, 155
- POUT, G.**
 Case of umbilical hæmorrhage, which terminated fatally xii, 183
- POWELL, James**
 Rupture of the uterus, and subsequent recovery of the patient xii, 537

- PREGNANCY**, on the structure of the corpus luteum during
 (R. Lee) xxii, 329
 description of the appearances observed in a case of double
 uterus, in which impregnation had taken place (R. Lee)
 xvii, 473

Description of the uterus and appendages in the second month of,
 in a woman who poisoned herself, 493; appearances observed in the
 seventh month (C. Millard), 504.

- case of, where all the natural structure of the ovaria had
 been destroyed by scirrhus and fungoid tubera (G. Lang-
 staff) xviii, 250
 observations on some of the causes which destroy the fœtus
 in utero, with a case in which a successful mode of treat-
 ment was employed in preventing that accident (D.
 Stewart) v, 144
 calculations respecting the period to which utero-gestation
 can be prolonged (S. Merriman) xiii, 338

Note on the foregoing, 640.

- history of a case of a child retained in the mother fifty-two
 years after the usual period of (R. B. Cheston) v, 104
 case of rupture of the uterus and retention of a fœtus in the
 abdomen, and subsequent pregnancy (R. B. Cheston)
 v, 122
 case of expulsion of a blighted fœtus and placenta in the
 seventh month, a living child remaining to the full period
 of (J. Chapman) ix, 194
 on degeneration of the placenta at the end of (R. Druitt)
 xxxvi, 99

- COMPLICATION** of, with ascites, successfully treated by para-
 centesis abdominis (G. Langstaff) xii, 372
 — with extensive ovarian disease (T. Hewlett) xvii, 226
 — with an ovarian tumour, successful removal (H. E. Burd)
 xxx, 95
 — appendix to the foregoing case, "the patient having become
 pregnant the following year, went her full time without
 any untoward symptom" (H. E. Burd) xxxii, 64
 — with albuminous urine, dropsy and amaurosis, induction
 of premature labour in (R. Lee) xlvi, 169
 case of death by violence in, and extraction of a living
 child by the Cæsarean section (J. H. Green) xii, 46

- EXTRA-UTERINE**, description of two examples of, in the Fallo-
 pian tube (G. Langstaff) vii, 432; viii, 500
 — case of Fallopian tube pregnancy (J. Elliotson) xiii, 51

PREGNANCY, EXTRA-UTERINE (*continued*)

— on a new variety of, (fœtus enclosed in the parenchyma of the uterus) (G. Breschet) xiii, 33

Reference to two similar instances, 39; speculations as to the cause of this species of pregnancy, 45.

— description of a preparation of, in the Fallopian tube, between the eighth and ninth week (R. Lee) xvii, 488

— case of, in which the fœtus was extracted, through an aperture made in the vagina, between the uterus and rectum (G. Norman) [xiii, 348

— history of a case of, where the fœtus was retained for seven years, and was passed per anum, with recovery (J. A. Albers) viii, 505

— case of, with post-mortem appearances (D. Dalrymple) xxxi, 163

— case of gastrotomy for (J. Adams) xliv, 1

— in Fallopian tubes, on the membrana decidua which surrounds the ovum in (R. Lee) xli, 137, 153

Ditto, description of preparations of, in the Bartholomew's and Guy's Hospitals Museums, 146-52.

— ditto, additional case (R. Lee) xliii, 1

— ditto, account of a fresh dissection of a preparation of, described by Dr. John Clarke in 1793 (T. Holmes) xliii, 373

PREPUCE, on diseases of the, from local irritation (H. Earle)

xii, 287

observations on malignant cauliflower fungus of the (B. Travers) xvii, 337

PRESENTATION of a bag of water, after delivery, unconnected with plurality of children, case of (J. Dunn) x, 396

PRESSURE, influence of, in disease within the cranium and spinal canal (M. Hall) xxiv, 102

— see also *Compression*

case of incontinence of urine of nine years' duration cured by (J. Hyslop) vi, 108

case of incontinence of urine, consequent to sloughing of the bladder, from injury during labour, cured by (S. Barnes) vi, 583

on the application of, in the treatment of varicocele, with cases (T. B. Curling) xxix, 259

See *Compression* and *Aneurism*

PRIAPISM, as a symptom of injury of the spinal cord (Sir B. Brodie) xx, 140

PRIAPISM (*continued*)

- observations on, illustrative of the reflex function of the spinal marrow (M. Hall) xxiii, 137, *et seq.*
 remarks on, from injuries of the spinal cord (J. Macartney) xxiii, 137

PRICE, David

- Case of sudden death in which a hydatid was found in the substance of the heart xi, 274

PRISONS, on the mortality in, and the diseases most frequently fatal to prisoners (W. Baly) xxviii, 113**PRISONERS of WAR**, state of health and treatment of, in England (Sir G. Blane) vi, 561**PROLAPSUS UTERI**, see *Uterus***PROSTATE GLAND**, muscular substance of xxxix, 330
 remarks on the third lobe of the (Sir C. Bell) iii, 172
 some observations on the anatomy and pathology of the adult, founded upon fifty preparations of the organ dissected by the author (H. Thompson) xl, 77

Frequency of enlargement in advanced age, 79; size and weight, 81; the middle or third lobe, 82; tumours in the prostate, 87; minute concretions, 94; table of fifty preparations, 102.

report on the condition of, in old age, founded on one hundred dissections (J. C. Messer) xliii, 145

Table of weights, 147-9; nature and symptoms of enlargement, 150-5; other conditions, 155.

converted into a substance resembling cartilage, in a case of medullary disease within the pelvis (J. Howship) xix, 41
 malignant enlargement of the, case of (G. Langstaff) viii, 279

case of enlargement from melanoid tumour of the, in a child (R. A. Stafford) xxii, 218

case of hydatid cyst, originating in or pressing upon the (G. Lowdell) xxix, 253

on scirrhous tubercle of the (B. Travers) xvii, 346

PROUT, William, M.D.

On the nature of some of the proximate principles of the urine, with remarks on the prevention of diseases connected with a morbid state of that fluid viii, 521

Further observations on the proximate principles of the urine ix, 472

PROUT, William, M.D. (continued)

Description of a urinary calculus, composed of the lithate of urate of ammonia x, 389

PROUT, William, M.D.

Note on the chemical properties of black urine (A. Marcet) xii, 48

Remarks on fatty matter voided with the urine (J. Elliotson) xviii, 82

Examination of a fluid contained in the pelvis of a foetal kidney, of a urinary nature (R. Lee) xix, 240

On chylo-serous urine, referred to (Bence Jones) xxxvi, 97

PRUSSIC ACID, note on some of the medicinal effects of (J. Elliotson) xiii, 234

PUBERTY, PREMATURE, historical account of, in a boy (A. White) i, 278

— case of, in a female (M. Wall) ii, 116

— history of a case of, in a female (Sir A. Cooper) iv, 207

— account of a case of, in a boy (G. Breschet) xi, 446

— case of, in a boy (J. F. South) xii, 76

— case of [Mary Deane] (R. B. Smart) xli, 455

Case of Thomas Hale, of Willingham, 455; table of recorded cases (13), 456; table of measurements, 461.

PUBIS, os, see *Os pubis*

PUDENDUM, premature development of the, in a female child affected with hydrocephalus and scrofulous disease of the kidney (W. Cooke) ii, 17

of female children, history of a fatal ulceration of the (K. Wood) vii, 84

PUERPERAL FEVER, remarks on the cause of (R. Lee) xv, 405
pathological and practical researches on (R. Lee) xvi, 377

Causes of, 435; question of its contagious or non-contagious nature considered, 435, *et seq.*; alliance of, to erysipelas, 442; treatment of, 455.

endemic, of Vienna, on the causes of (C. H. F. Routh) xxxii, 27

PUERPERAL OPHTHALMIA, see *Ophthalmia* (Puerperal)

PULLEYS, remarks on the plan of fixing the, in reducing dislocation of the head of the femur backwards (R. Quain) xxxi, 350

- PULMONARY ARTERY, see *Artery* (Pulmonary)
- PULMONARY CAPILLARIES, description of the, in man (G. Rainey) xxviii, 589; xxxi, 298
 — in the bird (G. Rainey) xxxii, 50
 See *Capillaries*
- PULMONARY CONCRETIONS, chemical composition of (W. Henry), x, 143; (J. Bostock) xix, 87
- PULMONARY CONSUMPTION, see *Phthisis* (Pulmonary)
- PULMONARY FISSURES, anatomical description of the (T. Addison) xxiv, 151
- PULMONARY MEMBRANE, description of the, in health (G. Rainey) xxviii, 589; xxxi, 299
 in the emphysematous lung xxxi, 300
 in birds xxxii, 47, *et seq.*
 See under *Lungs*
- PULSATING BRONCHOCELE (J. Bullar) xliv, 37
- PULSATING TUMOURS, see *Tumours* (Pulsating)
- PULSATION and RESPIRATION, rate of hourly, in health (E. Smith) xxxix, 35
 Rate of pulsation and respiration absolutely, 37-41; disturbing influences, period of day, and food, 42-57; prolonged fasting, 48.
 — ditto, in phthisis, and its relations to sleep, food, sunlight, &c. (E. Smith) xxxix, 151
 and abnormal sound absent in two cases of aneurism (T. A. Barker) xxviii, 597
- PULSE, on the effect of the loss of blood on (M. Hall) xvii, 265
 effect of injuries of the brain on (Sir B. Brodie) xiv, 354
 remarkable slowness of, in a case of epilepsy (Sir W. Burdett) xiii, 202
 Reference to an analogous case by Morgagni, 209.
 character of the, in fatty diseases of the heart, observation on the (R. Quain) xxxiii, 162
 slow, with fainting fits, which first came on two years after an injury of the neck from a fall (T. H. Holberton) xxiv, 76
 Post-mortem appearances in the foregoing case, by Mr. Liston, 80.
 effect of injuries of the spine on (Sir B. Brodie) xx, 151

- PULSE-BREATH, on (C. Radclyffe Hall) . . . xlv, 167
- PUNCTURES, on the treatment of erysipelas by numerous, in the affected part (R. Dobson) . . . xiv, 206
- PUPIL, cases illustrating the rationale of the contraction of
 xli, 412-32
 remarks on the condition of the, in amaurosis (J. Shaw) . . . xii, 118
 state of the, in injuries of the brain (Sir B. Brodie) . . . xiv, 352
 description of the membrana pupillaris (A. Jacob) . . . xii, 514
- ARTIFICIAL, observations and cases relating to the operation for (J. P. Maunoir) vii, 296
- Observations on the foregoing (A. Scarpa), 311.
- further account of the result of an operation for forming (J. P. Maunoir) ix, 382
- on the use of two needles at once in the operation for (W. Bowman) xxxvi, 315
- PURCELL, John, M.D.
- Case of impregnated double uterus, referred to (R. Lee) xvii, 478
- PURGATIVES, DRASTIC, utility of, in splenitis (R. Bree) iii, 166
- remarks on the efficacy of purgatives in preventing calculous affections (W. Prout) viii, 537
- case of stammering successfully treated by the long-continued use of (J. Bostock) xvi, 72
- PURPURIC ACID, incidental remarks on (W. Prout) ix, 481
- PURULENT DEPOSITS in the lungs and other viscera after injuries of different parts of the body (T. Rose) xiv, 251
- from inflammation of the veins (J. M. Arnott) xv, 62, *et seq.*
- into the joints, case of, occurring after smallpox (H. Ancell) xxi, 148
- See also *Abscess, Suppuration*
- PURULENT OPHTHALMIA, see *Ophthalmia*
- PUS, on the composition of (W. H. Dickinson) 1, 47
- on the arrangement of the intermediate vessels on surfaces secreting (R. Liston) xxiii, 85

PUS (*continued*)

- deposition of, in the lungs and other viscera, after injuries of different parts of the body (T. Rose) xiv, 251
 extravasation of, into the cavity of the abdomen, from an abscess in the vesicula seminalis (M. Henry) . xxxiii, 307
 effects of, mixed with blood out of the body, and when introduced into the veins (F. W. Mackenzie) xxxvi, 196-7

PUS-GLOBULES, observations on the, in certain animals (G. Gulliver) xxiii, 20

PYÆMIA as a cause of death after amputation (T. Bryant) xlii, 87

"PYLADES," H.M. Ship, see *Mexico*

PYLOBUS, scirrhus, with obstinate vomiting, case of, in which an attempt was made to prolong life by the transfusion of blood (J. Blundell) x, 296
 remarks on the essential symptoms of malignant disease of the (E. J. Seymour) xiv, 224

Cases of malignant disease, 227.

on scirrhus deposit in the (B. Travers) xvii, 355
 perforative ulceration of the, with escape of the contents of the stomach into the abdomen, case of (J. Crampton) viii, 228
 additional observations on the foregoing, with analogous cases (B. Travers) viii, 231

PYROLA UMBELLATA, on the diuretic properties of (W. Somerville) v, 340

Botanical description, 357.

observations on the medical properties of (S. Barton) vii, 143

PYTHOGENIC FEVER, arguments for the use of the term (C. Murchison) xli, 221

QUADRI, *Geo. Battista*, M.D.

Memoir on a new mode of treating bronchocele (by seton) x, 16

QUADRUPEDS, observations on the formation of the bones in (J. Howship) vi, 269

QUAIN, *Richard*, M.D.

On fatty diseases of the heart xxxiii, 121

- QUAIN, Richard**
 History of a case of dislocation of the head of the femur backwards, with some observations on that form of dislocation xxxi, 337
- QUARRIEE, D., M.D.**
 Report of the state of the wounded on board the "Leander" in the action before Algiers viii, 1
- QUEKETT, J.**
 On muscular degeneration in the ostrich, referred to (E. Meryon) xxxv, 81
- QUININE, SULPHATE of, illustrations of its medical properties (J. Elliotson) xii, 543; xiii, 464**
 beneficial effect of, in a peculiar inflammatory disease of the eye resembling iritis (W. Wallace) xiv, 296, *et seq.*
- RABBIT, remarks on the genital system of the, and experiments on the, on points respecting the physiology of generation (J. Blundell) x, 247**
 of the air-cells in the lung of the (G. Rainey) xxxii, 53
- RADIUS and ULNA, ununited fracture of the, successfully treated by removal of the fractured extremities, case of (W. B. Page) xxxi, 135**
 pulsating tumour originating in the lower end of the radius, case of, referred to (E. Stanley) xxviii, 326
- RAINEY, George**
 On the minute structure of the lungs, and on the formation of pulmonary tubercle xxviii, 581
 On the ganglionic character of the arachnoid membrane of the brain and spinal marrow xxix, 85
 On the minute anatomy of the emphysematous lung xxxi, 297
 — of the lung of the bird, &c. xxxii, 47
- RAMOLLISSEMENT, see Brain (Softening of), Spinal cord (Softening of)**
- RAT and MOUSE, on the air-cells of the lungs of the (G. Rainey) xxxii, 53**
- RAYER, Pierre**
 Cases of hydronephrosis, referred to (T. Hillier) xlvi, 82
- REACTION from loss of blood, observations on (M. Hall) xiii, 125, et seq.**
 excessive, after syncope from loss of blood, observations on (M. Hall) xvii, 255

READ, —, M.D.

Some further particulars respecting Mr. Teevan's case of black secretion from the skin of the forehead xxviii, 620

RECAMIER, M.

On the treatment of ulcers of the uterus and vagina, referred to (R. Lee) xxxiii, 262

RECTI MUSCLES, division of, for controlling the oscillation of the globes after operation for congenital cataract (G. Critchett) xxxviii, 51, 54

RECTO-VAGINAL FISTULÆ, see *Fistulæ*

RECTUM, congenital imperfections of [imperforate anus, &c.], treatment by operation, founded on an analysis of one hundred cases (T. B. Curling) xliii, 271

Table of cases, 273; analysis of ditto, 287-318; the rectum wanting, 290; anus opening into a cul-de-sac, 291; rectum opening into urethra or bladder, 295; rectum opening into vagina, 298; rectum opening externally, 301; directions for operative treatment, 319.

RELAXED, observations on (T. Chevalier) x, 400
disease of, obstruction from, see *Intestines* (Obstruction of)
case of a foreign body in the, and its removal by dilatation of the anus and introduction of the hand (H. L. Thomas) i, 129

sphincters of the, and of the bladder, observations on morbid reflex actions of the (M. Hall) xxiii, 149

STRICTURE OF:

— case of, in which an artificial anus was successfully established in the left loin (J. W. C. Pennell) xxxiii, 255

— scirrhus, observations on (B. Travers) xvii, 358

Acute adhesive stricture, 360; stricture from excessive growth of fat exterior to the rectum, terminating in perforative ulceration, 361; non-malignant cartilaginous stricture, 361.

— ditto, constipation of nine days' duration from, relieved by opening the sigmoid flexure of the colon in left groin (John Adams) xxxv, 57

— cancerous (Cæsar Hawkins) xxxv, 109

REDTENBACHER

On the absence of chloride of sodium from the urine in pneumonia (notice) (L. S. Beale) xxxv, 325

“**REDUCTION en bloc ou en masse**,” nature of cases of inguinal hernia so termed (J. Birkett) xlii, 247

See *Hernia*

REED, Frederick George, M.D.

On some affections of the cæcal portion of the intestines, with illustrative cases xlv, 77

REES, G. O., M.D.

- On the proportions of animal and earthy matter in the different bones of the human body **xxi, 406**
 On torulæ in diabetic urine **xxxvi, 24**

- REFLEX FUNCTION** of the spinal cord, observations on the, with illustrative cases (W. Budd) **xxii, 153**
 on the morbid reflex and retrograde actions of the spinal marrow (M. Hall) **xxiii, 121**

- REFLEX MOVEMENTS** of limbs in sleep (W. F. Barlow) **xxxiv, 172**

- REGIONS, ELEVATED**, on the treatment of phthisis by prolonged residence in (H. Weber) **lii, 225**

REID, James, M.D.

- Two cases of tubular expectoration from the bronchi, in the adult **xxvii, 333**
 Remarks on unnatural descent of the womb, with a proposed new instrument for its alleviation **xxxi, 177**

- RELAPSING FEVER**, see *Fever* (Relapsing)

- REMITTENT FEVER**, see *Fever* (Remittent)

RENAL ARTERY, see *Artery* (Renal)

CALCULI, see *Calculi*

- VESSELS**, description of (J. Toynbee) **xxix, 312, 315**
 — experiments on, illustrating the effects of venous obstruction, and the peculiarities of arterial determination (G. Robinson) **xxvi, 56, 65**
 — on the pathology of, in Bright's disease (G. Johnson) **xxxiii, 107**
 — see *Kidney*

RENDLE, J. D.

- Case of arterio-venous cyst in popliteal nerve (C. H. Moore) **xliv, 29**

REPORT of the Scientific Committee on **SUSPENDED ANIMATION** **xliv, 449**

- on the uses and the physiological, therapeutical, and toxic effects of **CHLOROFORM** **xlvii, 323**
 — on the physiological and therapeutical effects of the **HYPODERMIC METHOD OF INJECTION** **l, 561**
 — on Bain's and Pacini's methods of restoring suspended animation **liii, 291**
 For details of the above Reports see under *Committees* (Scientific)

- REPTILE**, remarks on the sacculi in the lungs of the (G. Rainey) **xxxii, 54**

RESECTION, see *Excision*

RESPIRATION, on the functions of, and method of detecting disease by the spirometer (J. Hutchinson) . . . xxix, 137

Of the quantity of air expelled from the lungs, in connection with other physical observations on the human frame, 146; of the absolute capacity of the thorax, 175; of the respiratory movements and mobility of the chest, 183; inspiratory and expiratory muscular power, 197; of the elasticity of the ribs, and estimate of the voluntary respiratory power, 204; effect of decussating, diametric, and oblique power, in reference to the function of the intercostal muscles, 213; practical deductions, 250.

on the movements of, in health and disease, and on the use of a chest-measurer (F. Sibson) xxxi, 353

On the movements of respiration in health, 356; causes that disturb the respiratory movements, the lungs being healthy, 378; on the effect of diseases of the respiratory organs on the movements of respiration, 393; effect of diseases of the heart and pericardium on the movements of respiration, 460.

and **PULSATION**, hourly, in health (E. Smith) . . . xxxix, 35

— hourly, in phthisis, and its relation to sleep, food, sunlight, &c. (E. Smith) xxxix, 151

observations on the influence of the brain over the respiratory organs (W. Lawrence) v, 219

effects of injuries of the spinal cord on (Sir B. Brodie) xx, 136, *et seq.*

on the obstacles to the re-establishment of natural, after tracheotomy (T. Smith) xlviii, 227

history of a severe affection of the organs of, in a case of adherent pericardium (A. P. W. Philip) iii, 290

ARTIFICIAL, case of poisoning with opium successfully treated by (C. I. Smith) xx, 86

— see *Committee* on Suspended Animation

RESPIRATORY apparatus in birds, anatomy of the (G. Rainey) xxxii, 49

RETENTION of URINE, see *Urine*

RETINA, on the termination of the, anteriorly (A. Jacob) xii, 491

on the detection of disease of the, from a luminous appearance of the eye (W. Cumming) xxix, 283

on the state of, as seen in the insane (T. C. Allbutt) li, 97

RHEUMATALGIA, remarks on the beneficial effects of acupuncture in (J. Elliotson) xiii, 467

RHEUMATIC FEVER, see *Rheumatism* (Acute)

RHEUMATISM, in the British armies in Spain and Portugal
 (Sir J. Macgrigor) vi, 448
 observations on certain pathological conditions of the blood
 and urine in (A. B. Garrod) xxxi, 83
 on the blood and effused fluids in (A. B. Garrod) xxxvii, 49
 oxalate of lime found in the urine in cases of (H. B. Jones)
 xxvii, 146
 cases of affections of the heart succeeding to attacks of
 (D. Dundas) i, 37, 44
 statistical report on cases of disease of the heart in relation
 to (A. W. Barclay) xxxv, 1
 general statistical relations of, to disease of the heart (A. W.
 Barclay) xxxv, 13
 cases of, with severe spasmodic disease accompanying affec-
 tions of the pericardium (R. Bright) xxii, 1

Associated with chorea, remarks on, 10.

considered as a cause of pericarditis, inquiries respecting
 (J. Taylor) xxviii, 453
 associated with valvular disease of the heart, statistical in-
 quires respecting (A. W. Barclay) xxxi, 192, *et seq.*
GOUT and, the differential diagnosis, and the nature of the
 so-called rheumatic gout (A. B. Garrod) xxxvii, 181
ACUTE, cases of, fatal during the rheumatic attack (A. W.
 Barclay) xxxv, 3
 — as a cause of inflammation of the heart (A. W. Barclay)
 xxxv, 17
 — on the employment of nitrate of potash in, and on the use
 of saline solutions externally, in local rheumatic inflamma-
 tion (W. R. Basham) xxxii, 1

Abstract of seventy-nine cases of acute rheumatism, 14.

— on a successful method of treating, by large and frequent
 doses of bicarbonate of potash (A. B. Garrod) xxxviii, 111

Table of cases, 118; effects of the treatment on different organs,
 140; method employed, 152.

— on its treatment with regard to the liability to affections
 of the heart under different remedies (W. H. Dickinson)
 xlv, 343

Venesection, mercury, 345; nitre, salines, 347; alkaline treatment,
 349.

— remarks on the natural history of [rest and diet treat-
 ment] (W. W. Gull and H. G. Sutton) lii, 43

Summary of conclusions, 82-3.

RHEUMATISM (*continued*)

- CHRONIC, account of a new mode of treating, by sweating
 (A. Marcet) iii, 310
 — report on the beneficial effects of acupuncture in, of fleshy
 parts (J. Elliotson) xiii, 467
 — successfully treated, in some old cases, by spirit of turpen-
 tine (Sir J. Macgrigor) vi, 448
 By arseniated solution of potash, 440.
 — cases of spontaneous dislocation of the hip-joint conse-
 quent on (E. Stanley) xxiv, 129, 132

RHEUMATIC OPHTHALMIA, see *Ophthalmia*.

RHINOSCOPY in adenoid vegetations of the naso-pharyngeal
 cavity (W. Meyer) liii, 203

RHUBARB, effects on the liver (C. H. Jones) xxxv, 256

RHYTHM of respiration in health (F. Sibson) xxxi, 377

RIBS, on the elasticity of (J. Hutchinson) xxix, 204
 cases of an extra-cervical rib (A. Poland) lii, 285-6
 distorted and extensively diseased, in a case of mollities
 ossium (S. Solly) xxvii, 451
 involved in a case of mollities and fragilitas ossium (W.
 Macintyre) xxxiii, 218
 spontaneous fracture of the fifth, in a case of malignant
 disease of the bladder (S. Cooper) xvii, 51
 osteo-medullary tumour of, case of (B. Travers) xvii, 403

RICKETS, incidental remarks on the prevalence of, in the
 seventeenth century (Sir G. Blane) iv, 97
 observations on the condition of the bones in, and on the
 process of restoration (E. Stanley) vii, 399
 on a peculiarity in the conformation of the skeleton in
 (A. Shaw) xvii, 434

The distortion produced, 435; the relative proportions in the
 rickety skeleton compared with those in the natural adult skeleton,
 442; changes which the human figure undergoes in its development,
 illustrative of the peculiarity in the proportions of the rickety skele-
 ton, 445; influence which rickets has in retarding the growth and
 changing the proportions of the skeleton, 453; of the relative pro-
 portions in dwarfs and in tall individuals, 457; of the influence pos-
 sessed by rickets in arresting the growth of the pelvis, 460; tables
 of measurements of skeletons deformed by rickets, 471.

on the effects of, upon the growth of the skull (A. Shaw)
 xxvi, 336

Proportions of the head in persons deformed from rickets, 341;
 remarkable condition of the teeth and jaws in a case of rickets, 365.

RICKETS (*continued*)

- influence of, in impairing the growth of the bones (G. M. Humphry) xlv, 283, 308
 great distortion of pelvis by, causing unusual difficulty in lithotomy (H. Thompson) xlvii, 11
 on the enlargement of the viscera which occurs in (W. H. Dickinson) lii, 359

Enlargement of liver and spleen, 361-2, 366, 369, 372, &c.; of spleen, 363, 366, 368-70, &c.; conclusions, 375-6.

RLINGER, Sydney, M.D.

- On the connection between the heat of the body and the excreted amounts of urea, chloride of sodium, and urinary water, during a fit of ague xlii, 361
 On the relative amount of sugar and urea in the urine in diabetes mellitus xliii, 323
 On the temperature, urea, chloride of sodium, and urinary water, in scarlet fever, and on a cycle in disease and health xlv, 111

ROBERTS, James Watson, M.D.

- Case of cynanche laryngea successfully treated vi, 135

ROBERTS, William

- Case of popliteal aneurism, in which the temporary ligature was employed xi, 100

ROBERTS, William, M.D.

- On the solvent treatment of urinary calculi; an experimental and clinical inquiry xlviii, 89

ROBERTSON, Robert, M.D., see M'Clroy

ROBIN, C.

- Description of the ovula Nabothi (notice) (Tyler Smith) xxxv, 398

ROBINSON, George, M.D.

- Researches into the connection existing between an unnatural degree of compression of the blood in the renal vessels and the presence of certain abnormal matters in the urine xxvi, 51

- Account of a case of biliary fistula xxxv, 471

ROBINSON, James

- On elephantiasis, as it appears in Hindostan x, 27

ROBINSON, W. T. O., and GREATREX, Edward

- A case of aneurism of the popliteal artery cured by compression of the femoral artery xxviii, 39

ROE, Hamilton, M.D.

On paracentesis thoracis, as a curative measure in empyema and inflammatory hydrothorax . . . xxvii, 198

ROGERS, —, M.D.

Case of injury of the head xiii, 283

Remarks on the preceding case (F. Tyrrell), 290.

ROGET, Peter Mark, M.D.

Case of recovery from the effects of arsenic, with remarks on a new mode of detecting the presence of this metal

ii, 137

Additional facts relative to observations on a change of colour in the skin produced by the internal use of nitrate of silver vii, 290

ROKITANSKY, Carl

On tubercular deposit of the pericardium, referred to (G. Burrows) xxx, 79, 90

Opinion respecting some pathological appearances noticed in the spleen, referred to (T. Hodgkin) xxix, 277

On fatty degeneration of the heart, referred to (R. Quain) xxxiii, 187, 149

ROMMEL

White serous effusion from skin, referred to (A. B. Buchanan) xlvi, 71

ROOTS, Henry Shuckburgh, M.D.

A case of bronchocele (successfully treated by iodine) xii, 310

ROSE, Caleb B.

On the anatomy and physiology of the cysticercus tenuicollis xxxi, 215

ROSE, Henry Cooper, M.D.

Case of cystic disease of the kidney simulating ovarian disease li, 167

ROSE, Thomas

Observations on the treatment of syphilis, with cases in which a cure was effected without the use of mercury

viii, 347


Observations on depositions of pus and lymph occurring in the lungs and other viscera after injuries of different parts of the body xiv, 251

ROSE-SPOTS in typhoid fever, description of (W. Jenner)


xxxiii, 26

Ross, Catherine, her case, gastro-cutaneous fistula (C. Murchison)

xli, 12









ROUTH, C. H. F., M.D.

On the causes of the endemic puerperal fever of Vienna xxxii, 27

ROUTH, C. H. F., M.D.

On transfusion (notice) (J. Soden) xxxv, 414

ROUX (P. J.)

memoir on pulsating tumours of bone, referred to (E. Stanley) xxviii, 325

— on disarticulation in chronic osteo-myelitis (T. Longmore) xlviii, 46

ROWLANDS, Griffith

Case of ununited fracture of the thigh, cured by sawing off the ends of the bone ii, 47

RUBEOLA, see Measles

RUMSEY, Nathaniel

Cases showing the coincidence of worms in the intestines with hæmoptysis, with remarks on the probable connection of the two affections ix, 389

Note to the foregoing, 485.

RUPTURE, see Hernia

RUPTURE of uniting medium of partially ankylosed surfaces (B. E. Brodhurst) xl, 125

RUPTURE of the AORTA, producing dissecting aneurism, case of (J. R. Bennett) xxxii, 157

— see also *Aneurism* of the aorta

of the BOWEL, in a case of strangulated hernia, by the efforts of the patient to reduce it (B. Travers) xxiii, 1

of the BRAIN and its membranes, from the accumulation of fluid, in a case of hydrocephalus internus (J. Baron) viii, 51

of the HEART, observations on, with abstract of cases (R. Quain) xxxiii, 153, *et seq.*

of the ureter or pelvis of the KIDNEY from external violence, followed by large effusion of urine into the abdomen, two cases (E. Stanley) xxvii, 1

of the LIVER or gall-bladder, case of extravasation of bile into the cavity of the abdomen from (— Fryer) iv, 333

— an analogous case (W. R. Barlow) xxvii, 378

Note on the foregoing, by the Editor, 333.

— case of extensive laceration of, and rupture of the gall-bladder, &c., with remarks (W. Fergus) xxxi, 47

of the liver or spleen (A. Johnson) xxxiv, 53

RUPTURE (*continued*)

- of the internal coat of the STOMACH and duodenum, produced by vomiting, case of (T. Chevalier) . . . v, 93
 of the stomach, case of, from ulceration of the mucous coat (J. Crampton) viii, 228
 — observations on the foregoing, with analogous cases of, of the pylorus and duodenum (B. Travers) viii, 231, *et seq.*
 — case of ulceration and rupture (J. Elliotson) xiii, 26
 — ditto, produced by vomiting (J. N. Weekes), xiv, 447; an analogous case, referred to 452
 of the UTERUS, remarks on (C. Bell) iv, 347
 — case of, and subsequent recovery (J. Powell) xii, 537
 — two cases of, one of which survived nearly eight weeks, and the other perfectly recovered (W. Birch) xiii, 357
 — case of, successfully treated (R. Smith) xiii, 373

Remarks on the foregoing case, and on the probability that death, occurring almost suddenly during or after labour, occasionally arises from this cause, 388.

RUSSELL, William, M.D.

- Case of adhesion of the labia pudendi in a negro, obstructing delivery xi, 445

RUST, J. N.

- On disease of the upper cervical vertebræ, referred to (W. Lawrence) xiii, 406
 Monograph on wounds of the windpipe and gullet, referred to, and three of his cases cited (J. Wood) xvii, 207

RYLAND, Fred.

- On the diagnosis of foreign bodies within the trachea, referred to (C. Hawkins) xxxiii, 101

SACCHARINE MATTER in diabetic urine, remarks on the chemical properties of (W. Henry) ii, 135

SACCHARINE ODOUR of the breath an omen of death, remarks on (T. Hodgkin) xxxi, 275

SALINE SOLUTIONS, suggestions for the use of, as external applications in local rheumatic inflammation (W. R. Basham) xxxii, 9

SALIVA, analysis of (J. Berzelius) iii, 242
 — (J. Bostock) iv, 76
 observations on, during the action of mercury upon the system (J. Bostock) xiii, 73

SALIVARY GLANDS, indurated, in malignant disease of the mouth and tongue, observations on (B. Travers) xvii, 301

SALMON, Edward

Case of inguinal aneurism, successfully treated by tying the external iliac artery, xi, 398; reprinted xii, 95

SALTBR, Hyde, M.D.

Essay on the pancreas, referred to (C. H. Jones) xxxviii, 195

SALTER, S. James A.

On the occasional organic union of contiguous teeth xxxv, 201
 Amaurosis, consequent on acute abscess of the antrum, produced by a carious tooth xlv, 355

SALTER, Thomas

On the use of arsenic in the cure of chorea x, 218
 Two cases of fracture of the thigh-bone, without violence, concurring with cancer of the breast in both instances xv, 186
 Case of carditis xxii, 72

SALTS of the BLOOD, account of (A. Marcet)

. ii, 367
 — ditto (J. Berzelius) iii, 222
 — inquiry into the amount of, in the second or lymphatic stage of cholera (R. D. Thomson) xxxiii, 77
 — ditto, in the biliary stage (ditto) xxxiii, 87

SAMPSON, George

Case of recovery from the insensibility of intoxication by the performance of tracheotomy xx, 46

SANDERSON (J. Burdon) and J. W. HULKE

Account of a case in which a sixpence was lodged in the larynx during ten weeks xlviii, 201

SANDHURST Royal Military College, report of the principal diseases among the gentlemen cadets in the, during a period of seven years, from 1809 to 1816 (N. Bruce) ix, 249

SANSOM (Arthur Ernest), M.D.

On some new double salts of carbolic acid, as agents for the treatment of disease lii, 139

SAPHENA VEIN, cases of inflammation of the, after parturition (R. Lee) xv, 148

— case of, after excision of a portion of varicose vein (J. M. Arnott) xv, 38

SARCOMA, MEDULLARY, case of, which affected several important viscera, with appearances on dissection (G. Langstaff) xviii, 250

PANCREATIC, description of, with cases (W. Lawrence) xvii, 18

SARCOMA (*continued*)

- TUBERCULATED, cases of (G. Langstaff) . . . ix, 339
 — ditto (W. Lawrence) xvii, 31

SARSAPARILLA, on the comparative virtues of different kinds of (J. Pope) xii, 344

Proportion of extract procured from different kinds, 349.

SAUSSURE, H. Benedict de, account of the last illness and death of (L. Odier), vii, 211; additional particulars (A. Marcet) 228**SAVOEY**, *William Scovell*

- Case of a young woman in whom the main arteries of both upper extremities and of the left side of the neck were throughout completely obliterated . . . xxxix, 205
 Description of the organs of generation of an hermaphrodite sheep xlii, 63
 On the absorption of dead bone xlvii, 103

SCALP, erysipelas of, consequent on wounds, two cases of (W. Lawrence) xiv, 107, *et seq.*
 remarkable case of phlebitis of (T. H. Silvester) . . . xxiv, 36
 remarkable case of malignant tumours developed from, and from the face, with a similar disease in the abdomen (H. Ancell) xxv, 227
 placenta partially adherent to a nœvus occupying the, and the dura mater (R. Lee) xxii, 300
 treatment of contusions and wounds of (Sir B. Brodie) xiv, 405
 wounds of, without fracture of bone (P. Hewett) . . . xxxvi, 322
 See *Aneurism* by anastomosis of**SCAPHOID**, dislocation of, see *Os calcis***SCAPULA**, DISARTICULATION of, from the shoulder-joint (J. Syme) xl, 107
 — from the shoulder-joint, with removal of the acromial end of the clavicle (G. M. Jones) xlii, 7
 case of FRACTURE of the coracoid process of the, with partial dislocation of the humerus forwards, &c. (J. F. South) xxii, 100
 — ditto (J. M. Arnott) xxii, 109
 — ditto (T. Holmes) xli, 447
 case of RESECTION of (W. Fergusson) xxxi, 309
 and HUMERUS, bony ankylosis between, after disease (Holmes Coote) xxxviii, 95

SCARLET FEVER, report of, among the cadets in the Royal Military College at Marlow in the year 1812 (N. Bruce) ix, 273

In only one instance succeeded by anasarca, 276.

on the temperature, urea, chloride of sodium, and urinary water in, and on a cycle in disease and health (Sydney Ringer) xlv, 111

Temperature, 112; urea, 117; chlorides, 122; urinary water, 123; albumen and blood in urine, 124-7; cycle in disease and health, 127-30; temperature in fevers, 181; cases, with diagrams, 188-66.

on the condition of the stomach and intestines in (S. Fenwick) xlvii, 209

Inflammation of stomach, &c., 209; desquamation of epithelium of stomach and intestines, 218; formation of pepsine not prevented, 222; condition of mucous membrane similar to the skin, 223.

on chronic albuminuria originating during the convalescence from (H. Weber) xlix, 199

pericarditis in cases of (E. L. Ormerod) xxxvi, 9

observations on renal disease (inflammation of the kidney) as a consequence of (G. Johnson) xxix, 17; xxx, 165

observations on the coexistence of scarlatina and variola, with cases (J. F. Marson) xxx, 121

SCARPA, Antonio

Observations on the operation for artificial pupil vii, 311

SCARPA, A.

On the ligature of arteries, referred to (B. Travers) ix, 417

SCHLAGINWEIT's hook, used in extracting a hydatid from the eye (W. Mackenzie) xxxii, 43

SCHIFF, M.

His theory of nerves which cause vascular dilatation, noticed (W. Ogle) lii, 169

SCHONBEIN, C. F.

On some secondary physiological effects produced by atmospheric electricity [first notice of ozone] xxxiv, 205

SCIATICA, on the treatment of, by sweating (A. Marcet) iii, 310

cases of, cured by stramonium (A. Marcet) vii, 555, *et seq.*

SCIRRHUS, observations on scirrhus cancer (B. Travers) xv, 201

External characters, 205; internal characters, 208.

equivocal forms of, in the breast (B. Travers) xvii, 305

anatomical characters of scirrhus tumours (T. Hodgkin) xv, 292, *et seq.*; xxvi, 242

SCIERRHUS (*continued*)

of the male breast [statistics of cases of] (J. L. Milton) xl, 141
See also *Cancer*

SCLEROTIC, paracentesis of the, operations of Desmarres and Hancock (J. W. Hulke) xliii, 261

SCOTLAND, on the frequency of calculous diseases in (A. C. Hutchison) xvi, 120

SCOTT, H., M.D.

On the internal and external use of nitro-muriatic acid in the cure of diseases viii, 173

SCOTT, James, M.D.

Case of dislocation of the hip-joint, and the appearances on dissection, referred to (R. Quain) xxxi, 340

SCOTT, P. N.

Case of separation of a portion of the uterus during severe labour xi, 392

SCRIVENER

On the climate of the Peruvian Andes in consumption, referred to (H. Weber) liii, 226

SCROFULA, prevalence of, in prisons, illustrated (W. Baly)

xxviii, 228

See *Caries* (Scrofulous)

SCROFULOUS ABSCESS of the testicle, remarks on (B. Travers) xvii, 327

— of the anterior mediastinum, forming a tumour above the clavicle, and simulating aneurism of the innominate artery or arch of the aorta, case of (D. Maclachlan) . xxxiii, 201
affection of the joints, observations on, with cases (Sir B. Brodie) iv, 269

degeneration of the kidney, remarks on (J. Simon) xxx, 159

inflammation of the peritoneum occurring in children, observations on (G. Gregory) xi, 258

tumour in the brain, producing paralysis, case of (J. Yelloly) i, 183

— produced by external violence, case of (A. C. Hutchison) iv, 191

— of the kidney in a case of hydrocephalus (W. Cooke) ii, 17

SCROTUM, ANASARCOUS TUMOUR of the, remarks on the acute form of (B. Liston) xxii, 288

chimney-sweeper's CANCER of the (H. Earle), xii, 296; (B. Travers) xvii, 344

SCROTUM (*continued*)

ELEPHANTIASIS of, account of a remarkable case in which the tumour was removed (J. Wiblin) xlv, 1
 case of extraordinary enlargement of, successfully removed by operation (J. M. Titley) vi, 78
 See also *Hæmatocèle*

SCURVY, on the mortality assigned to, in the London bills of the seventeenth century (Sir G. Blane) iv, 96
 in the British navy, remarks on, and on the means adopted for its eradication vi, 495

Additional illustrations, 556, 558.

remarks on the early organization of coagula in cases of, with description of injected preparations (J. Dalrymple) xxiii, 212; xxvii, 70

SEAMEN, abstract of the number of, voted by Parliament for the services of the years 1779, 1782, 1794, 1804, and 1813, with abstracts of medical reports from various stations at home and abroad (Sir G. Blane) vi, 539, *et seq.*
 remarks on the comparative infrequency of urinary calculi among (A. C. Hutchison) ix, 443

Further inquiry, xvi, 94; note on the foregoing, xxi, 20.

SEAMEN'S HOSPITAL SHIP, see *Dreadnought*

SEASON, on some of the cyclical changes in the human system connected with (E. Smith) xlii, 91

Description of method and apparatus, 94; results, 95; relation to physical phenomena, 97; to disease, 99; variations in the system in summer, 100; mortality from certain diseases in each quarter, 104; influence of season on the viability of children, 109.

See *Weather and season*

SEBACEOUS GLANDS, observations on the pathology of certain disorders of the (E. Wilson) xxvii, 52
TUMOURS, see *Tumours*

SECRETION, how performed (W. Lawrence) v, 222
 physiological remarks on the function of (J. Bostock) x, 84

SECRETIONS, diseased, remarks on some (J. Bostock) x, 77

SEDGWICK, William

On some analogies of cholera, in which suppression of urine is not accompanied by symptoms of uræmic poisoning, li, 1

- SEMICIRCULAR CANALS**, partially deficient in two instances of congenital deafness (E. Cock) xix, 156
 imperfect development of one of the, in a case of congenital deafness (J. Thurnam) xix, 162
- SEMINAL FLUID**, contained in a cyst on the spermatic cord, unconnected with the tunica vaginalis, account of a case of (J. Paget) xxvii, 398
 Probable explanation of the occurrence of spermatozoa in supposed hydroceles, 408.
- TUBES**, observations on obstruction of the, by fatty matter (G. Gulliver) xxvi, 93
- SENDLER**
 Case of tracheotomy (T. Smith) xlviii, 233
- SENSATION**, nerves of, observations on affections of the, in injuries of the spinal cord (Sir B. Brodie) xx, 135
 loss of, see *Anæsthesia*
- SENSIBILITY**, tactile, of the hand (E. Ballard) xlv, 225
- SENSORIUM**, observations on the effect produced on the, immediately after injuries of the spinal cord (Sir B. Brodie) xx, 149
- SEPTUM LUCIDUM**, imperfectly formed, together with the corpus callosum and fornix (J. Paget) xxix, 55
 — an analogous instance (M. Henry) xxxi, 239
 case of absence of (J. L. H. Down) xlv, 219; xlix, 195
- SEQUESTRUM**, experimental inquiry into the agency ascribed to the absorbents in the removal of the, &c. (G. Gulliver) xxi, 1
- SERCOMBE, Edwin**
 Case of destruction of the entire palate successfully relieved by mechanical means xxxix, 91
- SEROUS CYSTS**, see *Cysts* (Serous)
- SEROUS EFFUSION** into the ventricles of the brain, and its connection with apoplexy and other diseases of the brain (J. Sims) xix, 265
- SEROUS MEMBRANES**, analysis of the fluids of (J. Berzelius) iii, 251
- SEROUS and MUCOUS MEMBRANES**, observations on vascular appearances of, as indicative of inflammation (J. Yelloly) xx, 1; see also iv, 374

SERPENTS, account of the effects of arsenic in counteracting the poison of (J. P. Ireland) ii, 396

SERUM of the BLOOD, see under *Blood*

SETONS, use of, in ANEURISM by anastomosis of the scalp (G. Southam) xlviii, 65
 on a new mode of treating BRONCHOCELE by, with cases (G. B. Quadri) x, 16
 cases of bronchocele treated by (A. C. Hutchison) xi, 235
 case of UNUNITED FRACTURE of the femur treated by (J. Wardrop) v, 365

Dr. Physick's case of ununited fracture of the humerus cured by the introduction of a seton, quoted, 380.

observations on the foregoing, with another case successfully treated by (Sir B. Brodie) v, 387
 case of ununited fracture of the humerus successfully treated by (J. Stansfield) vii, 103
 ditto treated by, and the application of caustic potash (H. Earle) xii, 190
 case of gunshot wound and fracture of the tibia, in which a seton was successfully employed in promoting a cure (J. Boggie) vii, 383
 case of ununited fracture of the tibia and fibula successfully treated by the insertion of a seton "on the surface of and along the seat of fracture" (W. B. Page) xxxi, 141
 account of two cases of deep-seated NÆVUS treated by (G. Macilwain) xviii, 189

SETON NEEDLE, description of a, employed in a case of ununited fracture (J. Wardrop) v, 371

SEXUAL FEELINGS, influence of the cerebellum on the (R. Dunn) xxxii, 111, *et seq.*

SEYMOUB, Edward J., M.D.

Cases of tumours in the abdomen, arising from organic disease of the stomach, with remarks xiv, 222
 Cases of mental derangement successfully treated by the acetate of morphia xix, 167

SHARK, case of extensive wound from the bite of a (J. Kennedy) ix, 240

SHARP, William

Case of necrosis of the lower jaw, with recovery without deformity xxvii, 432

SHAW, Alexander

- Of a peculiarity in the conformation of the skeleton in rickets xvii, 434
 On the effects of rickets upon the growth of the skull xxvi, 336
 Description of a specimen of dislocation of the atlas upon the vertebra dentata, attended with contraction and distortion of the vertebral canal xxxi, 289
 Case of popliteal aneurism successfully treated by continued flexion of the knee-joint xlii, 209

SHAW, John

- On the structure of the membranous part of the urethra x, 339
 On partial paralysis xii, 105
 On the effects of stricture of the urethra, particularly of the sacculated state of the bladder, &c. xii, 461

SHAW, John

- Observations on distortions of the spine, referred to (A. Shaw) xvii, 437

SHEEP, HERMAPHRODITE, description of the organs of generation of (W. S. Savory) xlii, 63

SHIPS-OF-WAR, observations on the ventilation of (Sir G. Blane) vi, 505

SHOCK, remarks on the influence of (M. Hall) xxiii, 188
 mental and physical, remarks on (M. Hall) xxiv, 98

SHOULDER-JOINT, on the formation of a new joint consequent to DISLOCATION, with microscopic appearances (J. Howship) viii, 513, 593

case of exostosis of (B. Travers) xvii, 399

case of FRACTURE of the coracoid process of the scapula, and of the acromion process of the clavicle, with partial dislocation of the humerus forwards (J. F. South) xxii, 100

GUNSHOT WOUND of the, case of, where the head and parts of the humerus were successfully removed (W. R. Morel) vii, 161

results of gunshot fractures involving the (R. Alcock) xxiii, 260

case of INFLAMMATION and ulceration of the synovial membrane of the (Sir B. Brodie) iv, 223

case of MEDULLARY TUMOUR of (B. Travers) xvii, 386

case of osteo-medullary tumour surrounding (B. Travers) xvii, 397

SHOULDER-JOINT (*continued*)

- case of AMPUTATION at the, for enchondroma of the humerus
 (J. H. Cutting) ii, 266
 — in a case of spreading mortification of the arm (W.
 Lawrence) vi, 184
 — for malignant disease of the humerus, with alarming syn-
 cope from the admission of air into a vein during the
 operation (B. B. Cooper) xxvii, 41
 DISARTICULATION of the scapula from (J. Syme) xl, 107
 — with removal of the acromial end of the clavicle (G. M.
 Jones) xlii, 7

SIBLEY, *Septimus W.*

- On the structure and nature of the so-called colloid cancer
 xxxix, 259
 Contribution to the statistics of cancer, from the cancer re-
 cords of the Middlesex Hospital xlii, 111
 Cases illustrating the causes and effects of fibrinous obstruc-
 tions in the arteries, both of the brain and of other organs
 xlii, 255
 Case of multiple neuromata affecting the nerves both within
 and external to the spinal canal, some of the tumours
 being of a cystic nature xlix, 89

SIBSON, *Francis*, M.D.

- On the movements of respiration in disease, and on the use
 of a chest-measurer xxxi, 358

- SICKNESS** and **MORTALITY**, tables exhibiting the course of, in the
 army, in the islands of Zealand, in 1809, with remarks on
 Walcheren fever, &c. (Sir G. Blane) iii, 1, 11
 of the British armies in Spain and Portugal (Sir J. Macgrigor)
 vi, 478, *et seq.*
 of the British navy (Sir G. Blane) vi, 543, *et seq.*
 of prisons (W. Baly) xxviii, 118
 See *Mortality*

SIEVEKING, *Edward H.*, M.D.

- Analysis of fifty-two cases of epilepsy observed by him
 xl, 157
 Analysis of fifty-two cases of epilepsy, second series, xlii, 29

- SIGMOID FLEXURE** of the colon, case of complete intestinal ob-
 struction from disease of the, and of the rectum, relieved
 by establishing an artificial anus in the loin (F. Field)
 xxxiii, 43
 — an analogous case (J. Clarkson) xxxiii, 57
 — opening of, for relief of constipation (nine days) from
 scirrhus rectum (John Adams) xxxv, 57

- SIGMOID FLEXURE** of the colon (*continued*)
 — infrequency of cancerous stricture of (C. H. Hawkins) xxxv, 109
 — see also under *Colon*
- SILVER, AMMONIO-NITRATE** of, employed as a test for arsenic (P. M. Roget) ii, 157
NITRATE of, remarks on the use of, for the detection of minute portions of arsenic (A. Marcet) iii, 342
 — note on the foregoing (A. Marcet) vi, 663
 — on the beneficial effects of the application of, to corns (J. Wardrop) v, 140
 — observations on a change of colour in the skin produced by its internal use (J. A. Albers) vii, 284
 — additional facts relative to the foregoing (P. M. Roget) vii, 290
 — on the effect of, on the complexion (— Badeley) ix, 234
 — effects of, in morbid states of the os uteri, applied through the speculum, remarks on the (R. Lee) xxxiii, 271
- SILVESTER, Henry R., M.D.**
 Contribution to the science of teratology xli, 73
- SILVESTER, Thomas H., M.D.**
 History of a remarkable case of phlebitis, with observations xxiv, 36
- SIMON, John**
 On sub-acute inflammation of the kidney xxx, 141
 Note in reference to the foregoing (G. Cursham), 235.
- SIMS, John, M.D.**
 Case of fatal phlebitis in the horse xv, 129
 On malignant tumours connected with the heart and lungs xviii, 281
 On serous effusion from the membranes and into the ventricles of the brain, and its connection with apoplexy and other diseases of the brain xix, 265
 On hypertrophy and atrophy of the brain xix, 815
 On the cure of ramollissement of the brain xix, 381
- SINKING** from loss of blood, remarks on (M. Hall) xiii, 180; xvii, 259; xxiv, 97, 100
- SIXPENCE** lodged in the larynx during ten weeks, account of a case (J. B. Sanderson and J. W. Hulke) xlviii, 201
- SKELETON**, human, on the proportions of animal and earthy matter in the different bones of the (G. O. Rees) xxi, 406
 on a peculiarity in the conformation of the, in rickets (A. Shaw) xvii, 434
 Table of measurements of deformed skeletons, &c., 471.

SKELETONS of a giant and dwarf contrasted (A. Shaw) . . . xvii, 472

SKEY, Frederic Carpenter

Operation by, in Dr. West's case of Cæsarean section . . . xxxiv, 65
 Cases of re-fracture of bone, with observations . . . xlii, 23

SKIN, imperfectly developed, together with the hair and teeth,
 two cases of (J. Thurnam) . . . xxxi, 71
 alteration of structure of, in a case of extraordinary enlarge-
 ment of the right lower extremity (T. Chevalier) . . . ii, 67
 irregularities in the organization of (W. Lawrence) . . . v, 175

COLOUR :

blackness of, more a protection from strong light than from
 heat (W. Ogle) . . . liii, 283 (*note*)
 black secretion from, of the forehead and upper part of the
 face, singular case of (W. Teevan) . . . xxviii, 611
 whiteness of, question of its disadvantageousness to animals
 (W. Ogle) . . . liii, 281-8
 change of colour in the, from the internal use of nitrate of
 silver, observations on a (J. A. Albers) . . . vii, 284
 — additional facts relating to the foregoing (P. M. Roget),
 vii, 290; (Jas. Badeley) . . . ix, 234

DISEASE, instances of symmetrical (W. Budd) . . . xxv, 122
 — after labour (J. M. Arnott) . . . xv, 99
 — accompanied with partial hypertrophy of the mammary
 gland (Jas. Alderson) . . . xxxvii, 13
 — malignant, of the face (C. Hawkins) . . . xxi, 69
 fungous eruption, not of venereal origin, curable by mercury,
 history of, with cases (W. Wallace) . . . xiii, 469
 account of a **HORN** developed from the, with observations on
 certain disorders of the sebaceous glands (E. Wilson) . . . xxvii, 52

ICHTHYOSIS of, see *Ichthyosis*

suppurative **INFLAMMATION** of, occurring in the puerperal
 state (M. Hall and J. Higginbottom) . . . xiii, 189
 — occurring after labour (J. M. Arnott) . . . xv, 105
 tubercular eruption of a **SYPHILITIC** appearance, but curable
 without mercury (T. Bateman) . . . v, 225
 secondary syphilitic eruptions of, treated without mercury
 (T. Rose) . . . viii, 380, *et seq.*
TUMOUR of, denominated "pachydermatocele" (Valentine
 Mott) . . . xxxvii, 155
 — scirrho-medullary, of, observations on (B. Travers) . . . xvii, 373

SKIN (*continued*)

TRANSPLANTATION of, for cure of a deformity of the neck from a burn (J. Wood) xlv, 149

SKULL, *see* *Oranium*

SLEEP, relations of pulsation and respiration in phthisis to (E. Smith) xxxix, 164, 178

relation of, to convulsive affections (W. F. Barlow) xxxiv, 167

State of the circulation and respiration in sleep, 167; increase of the motor force and muscular irritability in sleep, 168; withdrawal of volition in sleep, 172.

SLOUGHING ABSCESS, connected with the liver, cases of, with remarks on encysted tumours of that organ (C. Hawkins) xviii, 98

SMALLPOX, two cases of the infection of, communicated to the fœtus in utero under peculiar circumstances, with remarks (E. Jenner) i, 271

SECONDARY, a case of, and references to some cases of a similar nature (T. Bateman) ii, 31

on the comparative MORTALITY of, in London, before and after the introduction of vaccination (Sir G. Blane) iv, 124

remarks on the mortality of, at different periods before and after the introduction of inoculation, and after vaccination had become general, with an estimate of the true value of the latter (Sir G. Blane) x, 315, *et seq.*

after VACCINATION, remarks on, with illustrative cases and tables (G. Gregory) xii, 324

In what manner and to what extent it is modified by vaccination, 328.

— observations on, and on the relation subsisting between the vaccine cicatrix and the character of the consecutive variola, &c. (G. Gregory) xxiv, 15

— *see* *Vaccination*

case of the simultaneous occurrence of, and measles (P. C. Delagarde) xiii, 163

observations on the coexistence of, and scarlatina (J. F. Marson) xxx, 121

case of universal purulent deposition into the joints occurring after (H. Ancell) xxi, 148

SMALLPOX HOSPITAL, London, table of admissions into the, in ten different years, showing the proportion of cases of smallpox after vaccination (G. Gregory) xii, 325, 340

on the occurrences at the, during the year 1838 (G. Gregory) xxii, 95

- SMALLPOX HOSPITAL, London** (*continued*)
 analytical examination of all the cases admitted during sixteen years at the Smallpox and Vaccination Hospital, London (J. F. Marson) xxxvi, 359
- SMART, Robert Bath**
 On a case of premature puberty xli, 455
- SMELL, cases illustrating the physiology and pathology of the sense of** [see under Anosmia] (W. Ogle) liii, 263
 question of the correspondence between acuteness of, and intensity of pigmentation (W. Ogle) liii, 277-86
- SMITH, Charles Irving**
 Case in which a patient was saved from the destructive influence of opium by artificial respiration xx, 86
- SMITH, Edward, M.D.**
 English statistics of hooping-cough xxxvii, 227
 On the relations of the mortality from cholera in London to the general mortality and temperature xxxviii, 101
 Hourly pulsation and respiration in health xxxix, 85
 Rate of hourly pulsation and respiration in phthisis, and its relation to sleep, food, sunlight, &c. xxxix, 151
 On some of the cyclical changes in the human system connected with season xlii, 91
- SMITH, Nathan**
 Notice of his case of ovariectomy in 1822 (R. Lee) xxxiv, 10
- SMITH, Richard, of Bristol**
 A statistical inquiry into the frequency of stone in the bladder in Great Britain and Ireland xi, 1
 Ditto [deaths after lithotomy], notice (Sir B. C. Brodie) xxxviii, 192
- SMITH, Robert, M.D.**
 Case of rupture of the uterus successfully treated xiii, 878
- SMITH, Robert W.**
 Case of ankylosis of scapula and humerus, notice (H. Coote) xxxviii, 96
 On dislocation and fracture of the head of femur and of tibia (J. Birkett) lii, 137
- SMITH, Thomas**
 On the obstacles to the re-establishment of natural respiration after the performance of tracheotomy xlviii, 227
 On the cure of cleft palate by operation in children, with a description of an instrument for facilitating the operation li, 79
 Nephrotomy as a means of treating renal calculus lii, 211

SMITH, William

Case of poisoning by oil of wormwood (*artemisia absinthium*)
xli, 23

SMITH, William Tyler, M.D.

Memoir on the pathology and treatment of leucorrhœa, based
upon the microscopical anatomy of the os and cervix uteri
xxxv, 377

Case of complete inversion of the uterus, of nearly twelve
years' duration, successfully treated . . . xli, 183

SNOW, John, M.D.

Letter relative to the administration of chloroform in Mr. P.
Hewett's case of removal of a morbid growth from the
upper jaw xxxiv, 51

SOAP-LEES, fatal case of stricture of the œsophagus after acci-
dentally swallowing (W. R. Basham) . . . xxxiii, 99

Analogous cases referred to, 104.

SODA, chemical examination of the urine and serum of the blood
of a person who had taken large quantities of (J. Bostock)
v, 80

URATE of, obtained from the blood, in gout (A. B. Garrod)
xxxi, 84, *et seq.*

— in cartilage of gouty subjects (W. Budd) . xxxviii, 238

SODEN, John Smith

Case of inguinal aneurism cured by tying the external iliac
artery vii, 536

SODEN, John

Two cases of dislocation of the tendon of the long head of
the biceps humeri from its groove . . . xxiv, 212

Case of hæmorrhage from inversion of the uterus, in which
the operation of transfusion was successfully performed,
with remarks on the employment of transfusion generally
xxxv, 413

SODIUM, CHLORIDE of, amount of, in ague (S. Ringer)

xlii, 361

— amount of, in scarlet fever (S. Ringer) . . . xlv, 122

— cases of diminution of, in the urine in pneumonia (L. S.
Beale) xxxv, 330-75

See *Chlorides*

SOEMMERRING

On the weight of the brain, referred to (J. Sims) . . . xix, 350

SOFT PALATE, see *Palato*

SOFTENING, see *Brain and Spinal cord* (Softening of)

SOLLY, Samuel

- Remarkable case of dry gangrene occurring in a child three years and seven months old xxii, 253
- Termination of the foregoing case xxiii, 237
- Remarks on the pathology of mollities ossium, with cases xxvii, 435
- A case of ileus complicated by hernia xxxiii, 297
- Case of a large cyst successfully removed from the upper part of the neck of a young woman, aged 27, considered at birth to have been the subject of spina bifida xl, 19
- Case of double talipes varus, in which the cuboid bone was partially removed from the left foot xl, 119

SOLOU, Martin

- Observations on the treatment of articular rheumatism by nitrate of potash, referred to (W. R. Basham) xxxii, 4

SOMERVILLE, William, M.D.

- On the diuretic properties of the *pyrola umbellata* v, 340
- Observationes quædam de Hottentotis, præsertim de structura genitalium peculiari Hottentotarum vii, 154

SOMME, —, M.D.

- Case of ununited fracture of the thigh-bone, cured by the application of a silver wire between the fractured extremities xvi, 86

SOOT-WART, or chimney-sweeper's cancer, description of (H. Earle) xii, 296

SOUND, observations on the mode of its conveyance to the auditory nerve (J. Swan) ix, 423

Probability of its being conveyed by the portio dura to the portio mollis in man, when the tympanum is imperfect, ix, 426; xi, 330.

SOUTH, John Flint

- History of a case of premature puberty xii, 76
- Case of fracture of the coracoid process of the scapula with partial dislocation of the humerus forwards, and fracture of the acromion process of the clavicle xxii, 100

SOUTHAM, George

- Case of elephantiasis xxx, 69
- Case of vesical calculus of unusual size removed by the recto-vesical operation xlii, 427
- Case of popliteal aneurism, cured by digital compression xlvii, 211

SOUTHAM, *George (continued)*

Case of aneurism by anastomosis of the scalp, treated successfully by ligature of the common carotid and setons
xlvi, 65

SOUTHEY, *Henry Herbert, M.D.*

On elephantiasis, see *Lawrence* and *Southey*

SPA, chemical analysis of the mineral waters of (E. G. Jones)
vii, 1

SPAIN, see *Peninsula*

SPASMODIC affection of the tongue and mouth, case of, successfully treated (J. Mitchell) iv, 25

DISEASE, accompanying affections of the pericardium, cases of (R. Bright) xxii, 1
— see *Cholera, Cough, &c.*

SPASMS, muscular, observations on, as a symptom of injury of the spinal cord (Sir B. Brodie) xx, 132
of the throat, as an effect of laryngitis, &c., incidental remarks on (J. Wood) xvii, 146

SPECULUM VAGINÆ, results of observations on the use of, in the diagnosis and treatment of uterine diseases (R. Lee) xxxiii, 261
— ditto, supplement [tabular details of 220 cases] (R. Lee) xxxviii, 289
— ditto, further observations [cases 221 to 300] (R. Lee) xl, 201

SPEECH, IMPEDIMENT of, see *Stammering*SPENCE, *James*

Successful case of amputation at the shoulder-joint for subclavian aneurism (A. Poland) lii, 277, 306

SPERMATIC OED, case of very large hæmatocele of the, proving fatal after ten years (W. Bowman) xxxiii, 233

SPERMATOZOA in the fluid of encysted hydrocele, cases of (R. Liston) xxvi, 219, 221
on the presence of, in the fluid of hydrocele (E. A. Lloyd) xxvi, 368
on the cause of the occasional presence of, in the fluid of a common hydrocele of the tunica vaginalis (J. Dalrymple) xxvii, 18
examination of a cyst containing seminal fluid (J. Paget) xxvii, 398



- SPHERICAL** particles of adventitious structures, description of (T. Hodgkin) xxvi, 252
- SPHINCTERS** of the rectum and bladder, observations on morbid reflex action of (M. Hall) xxiii, 149
- SPINA BIFIDA**, observations on, with cases (Sir A. Cooper) ii, 324
 General remarks on the two modes of treatment, the palliative and the radical, 338.
- analysis of the fluid of (A. Marcet) ii, 342
 — ditto (J. Bostock) iv, 73
 large cyst removed from the neck of a young woman considered at birth to have been the subject of (S. Solly) xl, 19
- SPINA VENTOSA**, on enlargement of bone arising from (J. Howship) x, 176
 Opinions of writers on, 177; pathology of, 179.
- of the lower jaw, history of a case of (R. Liston) xx, 167
- SPINAL CANAL**, effects of effused products within, on the spinal nerves (J. W. Ogle) xliii, 383
 case of multiple-neuromata affecting nerves of (S. W. Sibley) xlix, 89
- SPINAL COLUMN**, see *Spine*
- SPINAL CORD**, observations on the anatomy of the, with remarks on the propagation of nervous influence (J. Yelloly) i, 188
 Question as to the decussation of the fibres, 192, *et seq.*
- ganglionic character of the arachnoid membrane of, and of the brain (G. Rainey) xxix, 85
 influence of the cervical portions of, on the eye and its appendages (J. W. Ogle) xli, 397
 reflex function of the, remarks on, with illustrative cases (W. Budd) xxii, 153
- PATHOLOGY** of the (W. Budd) xxii, 153
 on the morbid reflex and retrograde actions of (M. Hall) xxiii, 121
- disease in the *posterior* columns of the, attended by phenomena at variance with the doctrine of the distinct influence of the anterior and posterior columns (E. Stanley) xxiii, 80
- of the lower cervical portion, with paralysis, without loss of sensation (J. Webster) xxvi, 1
 — atrophy of the muscles of the extremities from (G. L. Cooper) xlix, 171

- SPINAL CORD, disease of** (*continued*)
- in a case of muscular atrophy (J. L. Clarke and J. H. Jackson) 1, 489
 - extensive, in a case of muscular atrophy (Z. Johnson and J. L. Clarke) li, 249
 - case of spontaneous dislocation of both hip-joints consequent on (E. Stanley) xxiv, 123
 - description of, in a case of traumatic tetanus (W. H. Dickinson) li, 265
- APOPLEXY of the, cases of** (T. Chevalier) iii, 102
- extensive secondary DEGENERATION of, in a case of concussion lesion, followed by muscular atrophy** (H. C. Bastian) 1, 499
- INJURIES of the, pathological and surgical observations relating to** (Sir B. Brodie) xx, 118
- IRRITATION of the, and of its nerves, in connection with disease in the kidneys, observations on, with cases** (E. Stanley) xviii, 260
- SOFTENING of, from injuries, observations on** (Sir B. Brodie) xx, 125
- of the posterior columns of, case of, attended by phenomena at variance with the doctrine of the distinct influences of the anterior and posterior columns (E. Stanley) xxiii, 80
 - of the cervical medulla, case of, with paralysis, without loss of sensation (J. Webster) xxvi, 1
 - in a boy affected with chorea (R. Nairne) xxxiv, 37
- SPINAL SYSTEM, on the diseases of the** (M. Hall) xxiii, 179; xxiv, 88, *et seq.*
- See *Nervous system*
- SPINE, DISTORTION of the, observations on** (A. Shaw) xvii, 437, *et seq.*
- effect of lateral, of the, on the respiratory movements (F. Sibson) xxxi, 379
 - case of, with observations on rotation of the vertebræ as a complication of lateral curvature [case of Gideon Mantell] (T. Hodgkin and W. Adams) xxxvii, 167
- First observed by Dr. Dods, of Bath (notice), 177; described by Guérin (notice), 179.
- CANCEROUS or malignant disease of, cases of** (C. Hawkins) xxiv, 45
- CARIES of, general remarks on** (Sir B. Brodie) iv, 263
- paraplegia from disease of, cases of** (H. Earle) xiii, 543, *et seq.*
- FRACTURE of, with dissection, case of** (W. R. Barlow) xvii, 115

- SPINE, FRACTURE OF** (*continued*)
 — death from, in a case of united ruptures of liver and kidney
 (A. Johnson) xxxiv, 56
- TREPHINING** of the, case in which performed (S. Gordon)
 xlix, 21
- SPIROMETER**, on a method of detecting disease by the (J.
 Hutchinson) xxix, 137
 Directions for using, 235.
- SPIROMETRY**, contribution to the study of (T. G. Balfour)
 xliii, 263
- SPITTA**, *Robert J.*, M.B.
 Case of cyanosis of forty years' standing, depending upon
 congenital obstruction in the pulmonary artery and patu-
 lous foramen ovale xxix, 81
- SPLEEN**, on a particular derangement of the structure of
 (J. B. S. Jackson), xxix, 278; introductory remarks on
 the foregoing (T. Hodgkin) 277, *et seq.*
 appearance of, in animals that die from loss of blood (M.
 Hall) xvii, 264
 on some morbid appearances of, and of the absorbent glands
 (T. Hodgkin) xvii, 68
 weight of, in various diseases (J. Clendinning) xxi, 59
- CALCULI** from the, chemical examination of (W. Henry)
 x, 145
- case of cerebriform **CANCER** of the, and of the lymphatic
 glands (R. Carswell) xvii, 90
 involved in a case of gelatiniform cancer of the peritoneum
 (E. Ballard) xxxi, 127
- ENLARGEMENT** of, in rickets lii, 363-70
 — observations on, and on scrofulous and medullary tubercle
 of the (B. Travers) xvii, 362
- case of extensive laceration of (A. Johnson) xxxiv, 55
 rupture of the (A. Johnson) xxxiv, 53
 tumid, causing painful affections of the side, observations on,
 with a case (R. Bree) ii, 85
 — ditto, further remarks on (R. Bree) iii, 155
- SPLENIC ARTERY**, see *Artery* (Splenic)
- SPLENITIS**, description of the earliest and most simple state of
 (R. Bree) ii, 85
 case of, with further remarks on (R. Bree) iii, 155
 Utility of drastic purgatives in the treatment of, 166.
- SPUTA**, chemical composition of, in pneumonia (L. S. Beale)
 xxxv, 360
- See *Expectoration*

SQUAREY, Charles E.

- Observations on the effect of coffee on the urea and chlorides
in health xlix, 1
Observations on the temperature and the urine in typhus
fever l, 329

STAFFORD, Richard A.

- On the treatment of injuries received in dissection xx, 50
Case of enlargement from melanoid tumour of the prostate
gland, in a child of five years of age xxii, 218
— of recovery from cut-throat, in which both the larynx and
pharynx were extensively opened xxiii, 221
— of congenital cataract, where sight was acquired by opera-
tion at the age of twenty-three years xxv, 91

STAMMERING, case of, successfully treated by the long-con-
tinued use of cathartics (J. Bostock) xvi, 72

STANGEE, Christopher, M.D.

- Case of violent and obstinate cough cured by a preparation
of iron i, 13

STANLEY, Edward

- Case of inflammation in the muscular structure of the heart
. vii, 318
Observations on the condition of the bones in rickets, and
on some circumstances, not before noticed, relating to the
process of restoration vii, 399
Case of hernia cerebri, with observations viii, 12
Appendix to Dr. Marshall Hall's paper on the effects of boil-
ing water on the pharynx and glottis, &c. xii, 8
Brief notice of some cases of injury to the hip-joint
. xiii, 504
Case of bony union of a fracture of the neck of the femur
within the capsule, occurring in a young subject, xviii, 256
On irritation of the spinal cord and its nerves, in connection
with disease in the kidneys xviii, 260
A case of disease in the posterior columns of the spinal cord
. xxiii, 80
On dislocations, especially of the hip-joint, accompanied by
elongation of the capsule and ligaments xxiv, 123
On congenital tumours of the pelvis xxiv, 231
Two cases of rupture of the ureter or pelvis of the kidney,
from external violence, followed by large effusion of urine
into the abdomen xxvii, 1
On the pulsating tumours of bone, with the account of a case
in which a ligature was placed around the common iliac
artery xxviii, 303

STANSFIELD, Josias

Case of ununited fracture of the os humeri successfully treated by the seton vii, 108

STAPES, anchylosis of the base of the, to the margin of the fenestra ovalis, of frequent occurrence in deafness (J. Toynbee) xxxii, 74
See *Incus*

STAPHYLOMA, on the effects of discharging the aqueous humour in, with cases (J. Wardrop) iv, 175

STAPHYLOGRAPHY, see *Palate*

STATHAM, S. F.

Scrofulous caries of the left astragalus; excision; cure, with formation of a fresh joint xxxvii, 1

STERNUM, description of the appearance presented by the, in a case of mollities ossium (S. Solly) xxvii, 451
involved in a case of mollities and fragilitas ossium (W. Macintyre) xxxiii, 218
and HEART, &c., congenital imperfection of (E. H. Greenhow) xlvii, 195

STERTOR, observations on, and on the varying conditions upon which it is dependent, with treatment (R. L. Bowles) xliiii, 41

Cases, 48; different characters, 49; general reflections, 52.

STEVENS, W.

Case of aneurism of the gluteal artery, cured by tying the internal iliac v, 422
Dissection of the parts concerned in the foregoing case (R. Owen) xvi, 219

STEWART, D., M.D.

Observations on the use of opium in uterine hæmorrhage iv, 361
On some of the causes which destroy the fœtus in utero, &c. v, 144

STIEBEL, F. J., M.D.

Case of disease of crus cerebri (H. Weber) xlv, 136

STOKES, William, jun., M.D.

On supra-condyloid amputation of the thigh liii, 175

STOMACH, weight of the, in various diseases (J. Clendinning) xxi, 59
observations on the vascular appearance in the, frequently mistaken for inflammation (J. Yelloly) iv, 374; xx, 2

STOMACH (*continued*)

- description of the appearances observed in, of a man who had swallowed a number of clasp-knives (A. Marcet) xii, 60
- DISEASE of, alkalinescence of urine from fixed alkali in (Bence Jones) xxxv, 41
- contributions to the pathology of glandular structures of (William Fox) xli, 361
- Recent or acute catarrh, 363; increase of connective tissue, 370; thickening of membrana limitans, 373; pigmentary deposit, 375; cystic degeneration of glands, 376; fatty degeneration, 381; table of cases, 392.
- observations of morbid changes in the mucous membrane of the (Handfield Jones) xxxvii, 87
- Analysis of 100 cases, 100; table of cases, 109.
- cases of tumours in the abdomen, arising from organic disease of the (E. J. Seymour) xiv, 222
- on morbid changes in, and in intestinal villi, present in persons who have died of CANCER (S. Fenwick) xlviii, 267
- carcinoma of the, with obstinate vomiting, case of, in which an attempt was made to prolong life by transfusion of blood (J. Blundell) x, 296
- recent or acute catarrh of the glandular structures (Wilson Fox) xli, 363
- on the condition of, and of intestines, in SCARLATINA (S. Fenwick) xlvii, 209
- COMMUNICATION of, with transverse colon, for several months, in a child five years old (R. Jones) xxxv, 85
- case of communication with, through the abdominal parietes, produced by ulceration from external pressure [case of Catherine Ross], with observations on recorded cases of gastro-cutaneous fistulæ (C. Murchison) xli, 11
- Table of cases, 22-35; analysis of ditto, 36-51.
- HEMIA of the, through the diaphragm, from laceration by external violence, without fracture of the ribs, case of (T. Wheelwright) vi, 374
- LACERATION of the internal coat of the, and of the duodenum, by vomiting, case of (T. Chevalier) v, 93
- RUPTURE of the, from ulceration, and escape of its contents into the cavity of the abdomen, case of (J. Crampton) viii, 228
- additional observations on the foregoing (B. Travers) viii, 231
- case of ulceration and (J. Elliotson) xiii, 26
- References to some analogous cases, 31.
- produced by vomiting, case of (J. N. Weekes) xiv, 447
- Reference to an analogous case, 452.

STOMACH (*continued*)

case of STRANGULATION of, in an umbilical rupture, and of death during its reduction under chloroform (C. H. Moore) xlv, 181

FOREIGN BODIES in, and in duodenum, with complete obstruction and mechanical displacement (John Marshall) xxxv, 65

case in which a gold plate with artificial teeth was swallowed, detected in, and removed (L. S. Little) liii, 93

STONE, see *Calculi*

STORKS, Robert

Case of medullary sarcoma of undescended testes, referred to (J. M. Arnott) xxx, 14

STRAMONIUM, on the medicinal properties of, with illustrative cases (A. Marcet) vii, 546

Dr. S. Cooper's experiments on the effects of, referred to, 549;
Mr. Hudson's method of preparing the extract, 551.

additional particulars on the preparation of the extract of (A. Marcet) viii, 589

influence of liquor potassæ on the therapeutic properties of (A. B. Garrod) xli, 53, 61

STRANGULATED HERNIÆ, see *Hernia*

STRANGULATION, see *Intestines* and *Stomach* (Strangulation of)

STRAUB'S memoir on the discovery of iodine in sponge and other marine bodies, referred to (A. C. Hutchison) xi, 243

STRICTURE, see *Colon*, *Æsophagus*, *Rectum*, *Trachea*, *Urethra* (Strictures of)

STRYCHNINE, observations on the effects on, on paralytic limbs (M. Hall) xxii, 198

remarks on the artificial tetanus induced by (M. Hall) xxiii, 146

effect of, upon the muscles about the larynx (M. Hall) xxiii, 151

observations on the tendency of, to affect paralytic limbs first (R. B. Todd) xxx, 224

STUMPS, practical observations on the healthy and morbid conditions of (G. Langstaff) xvi, 128

observations on the growth of long bones and of (G. M. Humphry) xlv, 117, 126

- STUMPS** (*continued*)
 affected with osteo-myelitis after amputation, treatment of
 (T. Longmore) xviii, 43
- STYPTICS**, experiments on the use of, in hæmorrhage from
 arteries (C. Hawkins) xvii, 121
- SUBCLAVIAN ARTERY**, see *Artery* (Subclavian)
- SUBCUTANEOUS** method of injection (see *Committee*, Report
 on) 1, 561
- SUGAR, DIABETIC**, analysis of (W. Prout) viii, 532
 in diabetic blood, experiments on (H. B. Jones) xxvi, 211
 in urine, amount to be determined by Soleil's saccharometer,
 and not from specific gravity (T. Wharton Jones)
 xxxvi, 404
 — amount of, in diabetes mellitus (Sydney Ringer) xliiii, 323
 of MILK, analysis of (W. Prout) viii, 533
- FUNGUS**, see *Tbrula* in Urine
- SUICIDE**, remarks on, and statistics of, in Bethlem Hospital (J.
 Webster) xxvi, 384, *et seq.*
- SULPHATE** of COPPER, see *Copper*
- SULPHATES** and PHOSPHATES, variations of, excreted in acute
 chorea, delirium tremens, and inflammation of the brain
 (Bence Jones) xxxiv, 277
- SULPHO-CARBOLATES**, see *Carbolic acid*
- SULPHUR**, on the presence of, in cystic oxyde, and an account
 of a cystic oxyde calculus (H. B. Jones) xxiii, 192
- SULPHURIC ACID**, results of poisoning by (J. Wilson) xxi, 272
- SUPERSTITION**, remarks on (Sir G. Blane) iv, 106
 traced, in some instances, to morbid affections (R. Watt)
 v, 22
- SUPPRESSION** of URINE, see *Urine*
- SUPPURATION** of the cellular membrane, &c., after prema-
 ture delivery, case of (A. M. M'Whinnie) xxxi, 65
 of the integuments, &c., occurring in the puerperal state (M.
 Hall and J. Higginbottom) xliiii, 189
 of the lungs, &c. (R. Lee) xv, 375, *et seq.*; xvi, 380, *et seq.*
 occurring in the lungs and other viscera, after injuries of
 different parts of the body (T. Rose) xiv, 251
 as a secondary effect of inflammation of veins (J. M. Arnott)
 xv, 1
- See also *Abscess*, *Joints*

- SUPRA-RENAL CAPSULES, *in situ***, in a case of malposition of the kidneys, with remarks on their probable function (B. Boyd) xxiv, 187
- SURGERY, PRACTICAL**, employment of the heat of electricity in (J. Marshall) xxxiv, 221
- SURGICAL OPERATIONS**, see *Operations*
- SUSPENDED ANIMATION** (see *Committee*, Report on) xlv, 449
- SUTHERLAND Alex. John, M.D.**
Cases illustrating the pathology of mania and dementia xxxviii, 261
- SUTTON, Henry G.**
On fibroid degeneration of the lungs xlviii, 287
On rheumatic fever, see *Gull* and Sutton
- SUTURES**, application of, to bone in recent gunshot and other fractures (B. Howard) xlviii, 245
- SWAN, Joseph**
Observations on some points relating to the physiology and pathology of the ear ix, 422
On the physiology of the ear xi, 330
On injuries of the pelvis xii, 520
- SWEATING**, artificially induced, a remedy for chronic rheumatism (A. Marcet) iii, 310
- SWEATING SICKNESS**, cursory remarks on the (Sir G. Blane) iv, 92
- SWIETENIA FEBRIFUGA**, on the efficacy of the bark of, as a substitute for cinchona (P. Breton) xi, 310
- SWITZERLAND**, vital statistics of some of the penitentiaries of (W. Baly) xxviii, 124, 210, *et seq.*
- SYME, James**
On the treatment of obstinate strictures of the urethra by external incision upon a grooved director xxxvi, 255
On disarticulation of the scapula from the shoulder-joint xl, 107
On a new method of operating for impermeable urethra xl, 113
On the treatment of axillary aneurism xliii, 137
Case of iliac aneurism xlv, 381
- SYME, James**
Method of amputation at the knee-joint, reference to (W. Stokes) liii, 2, 177, &c.

- SYMMETRY**, on the relation between the, and the diseases of the body (J. Paget) xxv, 30
 on the diseases which affect corresponding parts of the body in a symmetrical manner (W. Budd) xxv, 100
 two cases of symmetrical swellings of fat tissue at the sides of the neck, connected with defective cerebral development, the thyroid body being absent (T. B. Curling) xxxiii, 303
- SYMPATHETIC**, see *Nerve* (Sympathetic)
- SYNCOPE**, cases of sudden death from, in which flaccidity of the heart and emptiness of its cavities was the only morbid appearance met with (T. Chevalier) i, 157
 in fatty diseases of the heart, remarks on (R. Quain, M.D.) xxxiii, 155, *et seq.*
 from loss of blood, observations on (M. Hall) xiii, 123
 the influence of position upon the action of the heart in cases of (M. Hall) xvii, 253
 alarming, from admission of air into a vein during an amputation at the shoulder-joint, case of (B. B. Cooper) xxvii, 41
 surgical operation performed on an irritable patient during the, induced by bleeding (J. Wardrop) x, 278
- SYNCOPE ANGINOSA**, see *Angina pectoris*
- SYNCOPE LETHALIS**, observations on (R. Quain, M.D.) xxxiii, 156
- SYNOVIAL MEMBRANE**, observations on disease of the (R. Liston) xxxiii, 94
 on inflammation of the (Sir B. Brodie) iv, 213
 Ulceration, 221; pulpy thickening, 224.
 further observations on the diseases which affect the (Sir B. Brodie) v, 239
 Causes and symptoms of inflammation, 240; treatment of inflammation, 246; symptoms produced by pulpy thickening of the membrane, 250; treatment, 253.
 cases of inflammation and thickening of the (Sir B. Brodie) vi, 348
 on the forms of inflammation of the, leading to ulceration of the cartilages of joints (C. A. Key) xviii, 222
 See also *Joints*
- SYPHILIS**, observations on the necessity and method of further investigating the distinctions between syphilis and other varieties of venereal disease (R. Welbank) xiii, 563
 report upon, with reference to the more mixed and unusual forms of the primary symptoms (J. A. Marston) xlv, 407
 Varieties of infecting sore, 413; results of auto-inoculation, 420; infection after suppurating bubo, 422; table of cases, 424; constitutional infection simulating gonorrhœa, 425; bubon d'emblée, 433; incubationary period of the two kinds of sores, 434.

SYPHILIS (*continued*)

observations upon, in its manifestations as a constitutional disease (J. A. Marston) xli, 83

The soft non-infecting and the indurated infecting sores, 83; occasional contagiousness of the constitutional forms, 89; pulmonary disease, with constitutional syphilis, 99; influence of a warm climate, 100.

in Portugal, as affecting the constitutions of the British soldiery and natives, observations on (W. Fergusson, M.D.) iv, 1

facts, illustrative of the effects of, on the fœtus in utero, and on the modes of its communication (W. Hey) vii, 536
as a cause of the death of the fœtus in utero, remarks on (D. Stewart) v, 150

opinions relative to its communication by vaccination (H. Lee) xlv, 240-4

TREATMENT:

— observations on, and account of cases cured without mercury (T. Rose) viii, 347

— observations on, without mercury (G. J. Guthrie) viii, 545

— history of a tubercular eruption of a syphilitic appearance, but curable without mercury (T. Bateman) v, 225

— see *Mercury*

— on mercurial fumigation in (H. Lee) xxxix, 339

— see *Iritis*

SYPHILITIC INOCULATION and **SYPHILISATION**, record of cases treated in the Lock Hospital by (J. E. Lane and G. G. Gascoyen) l, 281

Dr. Boeck's opinions and method, 282; supposed interference of mercury with the efficacy of syphilisation, 285; cases not previously treated with mercury, 286-307; cases with previous mercurial treatment, 308-14; average duration and results of treatment, 314-19; opinions of the authors against the adoption of syphilisation, 320; successful inoculation from indurated sores, &c., 323-4; table of duration of treatment and number of inoculations, 328.

and its relation to diagnosis and treatment (H. Lee) xlv, 227

Specific adhesive inflammation and suppurative inflammation, 229-39; opinions relative to the communication of syphilis by vaccination, 240-4; appendix of cases, 244-53.

primary, on different forms of (H. Lee) xlii, 437

on a form of secondary (H. Lee) xliii, 57

results of auto-syphilitic inoculation (J. A. Marston) xlv, 420

TACTILE SENSIBILITY of the hand (E. Ballard) xlv, 225

TÆNIA, on the use of oil of turpentine in (J. R. Fenwick) ii, 24

TÆNIA (*continued*)

on the efficacy of the bark of the pomegranate tree in cases
of (P. Breton) xi, 301

See *Worms*

TALIPES VARUS, case of double, in which the cuboid bone was
partially removed from the left foot (S. Solly) xl, 119

TALRICH, M., new styptic, see *Halmagrand*

TANNIC ACID, treatment of chylous urine by (Bence Jones)
. xxxvi, 91

TAPPING, repeated, in a case of hydronephrosis (T. Hillier)
. xlviii, 73

See *Ovarian cysts, Paraentesis*

TARAXACUM, effects on the liver (C. H. Jones) xxxv, 257

TARDIEU (A.), remarks on poisoning by phosphorus (S. O.
Habershon) l, 93-6

TARSAL TUMOUR, see *Tumour (Tarsal)*

TARSUS, amputation of part of the, and preservation of the
shape and usefulness of the foot (J. Dunn) xi, 337
on a disease of the, resembling that of the hip-joint (C. A.
Key) xviii, 233

TASTE, physiological limits of the gustatory and olfactory sen-
sations (W. Ogle) liii, 266

TAXIS, rupture of the intestine produced by the (B. Travers)
. xxiii, 7
observations on the reduction of hernia "en masse," during
the application of the (J. Luke) xxvi, 159

TAYLOR, John, M.D.

On some of the causes of pericarditis, especially acute rheu-
matism and Bright's disease of the kidneys; with inci-
dental observations on the frequency and on some of the
causes of various other internal inflammations xxviii, 453

On pericarditis, referred to (E. L. Ormerod) xxxvi, 1

TEALE, Thomas Pridgin

Case of hypertrophy of the tongue xxxvi, 133

On a plastic operation for the restoration of the lower lip
. xxxviii, 81

Case of detached piece of articular cartilage existing as a
loose substance in the knee-joint xxxix, 81

Account of the sequel of Mr. Windsor's case of extirpation
of inverted uterus xxxviii, 220

TEALE, T. Pridgin, jun.

On enucleation of *nævus* 1, 57

TEETH, on the structure, physiology, and pathology of the persistent capsular investments and pulp of the (A. Nasmyth)

xxii, 310

on the occasional organic union of contiguous (J. A. Salter)

xxxv, 201

Notice of recorded examples, 202; formation of enamel, 206.

imperfectly developed, two cases of (J. Thurnam) xxxi, 71

on the effects upon, produced by the interruption of the

GROWTH from rickets (A. Shaw) xxvi, 857

description of a remarkable condition of the, in rickets (A.

Shaw) xxvi, 865

observations on the diseases of the (T. Bell) x, 38

acute abscess of antrum from a carious tooth, and consequent

amaurosis (J. A. Salter) xlv, 355

soft vascular growth from the sockets of the, description of

(R. Liston) xx, 168

tooth contained in an encysted tumour of the orbit (S.

Barnes) iv, 319

an incisor tooth imbedded in a portion of bone resembling an

alveolar process found in a cyst communicating with the

bladder (E. Phillips) ix, 481

seven teeth and a portion of alveolar process found in a

tumour in the anterior mediastinum (J. A. Gordon)

xiii, 12

on ovarian cysts containing (R. Lee) xliii, 98

case of fatal hæmorrhage from the extraction of a tooth (R.

Blagden) viii, 224

ARTIFICIAL, case in which a gold plate with, was swallowed,

detected in the stomach, and removed (L. S. Little)

liii, 98

TEEVAN, William

Account of a singular case in which there was a black secretion

from the skin of the forehead and upper part of the

face xxviii, 611

TEHERAN, account of an epidemic, resembling epilepsy, which

prevailed at, in January and February, 1842 (C. W. Bell)

xxvi, 223

TEMPERATURE, ATMOSPHERIC, influence of, on public health

(E. Ballard) 1, 189

— comparison of the influence of variation of, upon general

sickness in the colder and warmer seasons of the year

(E. Ballard) li, 277

— the influence of daily range of (E. Ballard) li, 289

TEMPERATURE, ATMOSPHERIC (*continued*)

- relation of the mortality from cholera in London to (Edward Smith) xxxviii, 101
- relation to pulsation and respiration in phthisis xxxix, 172, 183

of the **BODY** :

- on the influence of the nervous system in regulating, with illustrative cases and observations (H. Earle) vii, 173
- alteration of the, as a symptom of injury of the spinal cord (Sir B. Brodie) xx, 146
- connection between, and the excreted amounts of urea, chloride of sodium, and urinary water, during a fit of ague (S. Ringer) xlii, 361
- and relative amounts of sugar and urea in the urine in diabetes mellitus (S. Ringer) xliii, 350
- in fevers (S. Ringer) xlv, 131
- in scarlet fever (S. Ringer) xlv, 112
- and urine in typhus fever, observations on (C. E. Squarey) l, 829

TEMPORAL VESSELS, see *Aneurism*

TENDO ACHILLIS, on section of the, in some cases of fracture of the bones of the leg (C. De Morgan) xxxiii, 17

TENDONS, two cases of dislocation of the, and of the long head of the biceps humeri from its groove (J. Soden, jun.) xxiv, 212

importance of dividing, in dislocation of the astragalus (G. Pollock) xlii, 39

on the reparative process in human, after subcutaneous division for the cure of deformities (W. Adams) xlii, 309

Notices of experiments on animals, 310; cases and post-mortem examinations, 313; general summary of the process, 328; circumstances which interfere with reunion, 337; complete non-union, 340; conclusions, 343.

TENOTOMY, remarks on (C. De Morgan) xxxiii, 17, 22

on certain grave evils attending, and on a new method of curing deformities of the foot (B. Barwell) xlv, 25

Bouvier and Bouley's experiments on dogs, 27; W. Adams's autopsy of tendons divided during life, 28; mechanical apparatus for treatment, 34; cases, 35.

TERATOLOGY, contribution to the science of (H. R. Silvester) xli, 73

Remarkable congenital malformation of the two upper extremities, anatomical description, 75-103; tables of the muscles, arteries, and nerves, 100-2; conclusions, 103.

See *Deformities, Malformations*

- TESTIS**, growth of cartilage in, and in its lymphatics (J. Paget) xxxviii, 247
obstruction of the seminal tubes by fatty matter (G. Gulliver) xxvi, 93
- ABSENCE** of, on the affected side, in a case of inguinal tumour associated with symptoms of strangulated hernia (H. Thompson) xxxviii, 59
- observations on malignant and other diseases of the (B. Travers) xvii, 324
- Chronic enlargement, 325; scrofulous abscess, 327; hæmatocele, 332; hydatid, 333; medullary cancer, 333.
- observations on cystic disease of (T. B. Curling) xxxvi, 449
- medullary disease of the, case of (H. Earle) iii, 59
- note on the foregoing (W. Lawrence) iii, 71
- an analogous case (W. Lawrence) viii, 312
- UNDESCENDED**, affected with medullary sarcoma, forming a tumour in the groin, removed by operation, case of (J. M. Arnott) xxx, 9
- Reference to an analogous case, 14.
- particulars of a case of undescended and diseased testicle (J. Hodgson) xxx, 12
- retained within the cavity of abdomen, encephaloid cancer affecting (G. Johnson) xlii, 15
- case of ditto in oblique inguinal hernia (J. W. Hulke) xlix, 189
- TETANUS**, observations on (D. J. H. Dickson) vii, 443
- remarks on the pathology of (W. Budd) xxii, 188
- on the pathology of (J. L. Clarke) xlviii, 255
- observations on, illustrative of the pathology of the nervous system (M. Hall) xxiii, 179; xxiv, 94
- description of the spinal cord in a case of traumatic (W. H. Dickinson) li, 265
- cases of (D. M'Arthur) vii, 461
- case of, of nearly fourteen months' duration (D. Meadows) xlv, 279
- prevalence of, in the British armies, in the Peninsula (Sir J. Macgrigor) vi, 449
- Notices of some cases of recovery from, 450, *et seq.*
- case of, successfully treated by bleeding, mercury, the warm bath, and Dover's powder (M. A. Burmester) xi, 384
- Notice of a case of recovery from, on the supervention of gangrene, 390.
- on the use of subcarbonate of iron in (J. Elliotson) xv, 161
- case of, treated with temporary alleviation by tobacco enema and venesection (H. Earle) vi, 93
- See *Trismus*

- THALLUS** development of torulæ in urine (A. H. Hassall) xxxvi, 30
- THECA VERTEBRALIS**, case of spontaneous extravasation within (T. Chevalier) iii, 102
- THIGH**, case of white fibro-serous discharge from (A. B. Buchanan) xlv, 57
 Report of case, 57; characters of discharge, 65; other recorded cases, 67; similar affections, 72; pathology, 75.
- medullary tumours of the, case of (B. Travers) . . . xvii, 388
- compound FRACTURE of, analysis of cases (T. Bryant) xlv, 21
- AMPUTATION of the, in a case where the femoral artery was ossified (W. Lawrence) vi, 193
- at the hip-joint, successfully performed (J. Orton) xiii, 605
- for tumour in the (tuberculated sarcoma), case of (W. Lawrence) xvii, 31
- supra-condyloid (W. Stokes, jun.) liii, 175
- See *Femur, Hip-joint*
- THOMAS'S HOSPITAL** (St.), Southwark, see under *Hospitals*
- THOMAS, Charles**, M.D.
 An extraordinary case of ovarian dropsy xiii, 380
- THOMAS, H. L.**
 Case of artificial dilatation of the female urethra, &c. i, 123
 Case of obstruction in the large intestines, occasioned by a biliary calculus of extraordinary size vi, 98
- THOMPSON, [Sir] Henry**
 On inguinal tumour associated with symptoms of strangulated hernia and absence of the testicle on the affected side xxxviii, 59
- Some observations on the anatomy and pathology of the adult prostate, founded on fifty preparations of the organ dissected by the author xl, 77
- Case of unusual difficulty in lithotomy, arising from great distortion of the pelvis by rickets xlvii, 11
- Analysis of 184 cases of stone in the bladder of the adult, treated by lithotrixy liii, 127
- THOMPSON, Reginald E.**, M.D.
 On paralysis of the extensors li, 241
- THOMPSON, Theophilus**, M.D.
 Account of a case of irregular formation of the heart, accompanied with a supernumerary valve in the pulmonary artery xxv, 247

THOMPSON, Theophilus, M.D. (continued)

- Case of empyema, which recovered after repeated punctures of the pleural sac xxvii, 272
 On the utility of trisnitrate of bismuth in the diarrhoea accompanying phthisis xxxi, 305
 Observations on the prolonged expiratory murmur, as a sign of incipient phthisis xxxiii, 343
 — on the medical administration of ozonized oils xlii, 349

THOMPSON, Thomas Young

- Successful case of paracentesis capitis xlvii, 289

THOMSON, Anthony Todd, M.D.

- Cases of bronchocele treated by seton xi, 246
 History of a case of hydrometra and dry gangrene, occurring in the same individual xiii, 170
 Case of hydrophobia, with remarks on the nature and treatment of that disease xiii, 298

THOMSON, A. T., M.D.

- Effect of caustic alkalies on henbane (notice) (A. B. Garrod) xli, 55

THOMSON, Robert Dundas, M.D.

- On the relation between the constituents of the food and the systems of animals xxix, 327
 Chemical researches on the nature and cause of cholera xxxiii, 67

THOMSON, William, M.D.

- On black expectoration and the deposition of black matter in the lungs, particularly of coal miners and moulders in iron-works Part I, xx, 230; Part II, xxi, 340

THORAX, mechanism and function of the, researches on (J. Hutchinson) xxix, 137

- case in which a piece of iron was found in a cyst within the, where it had remained for fourteen years (D. G. Arnot) xiii, 281

- case of admission of air into the, during the operation of tying the subclavian artery, with remarks (J. C. Warren) xxix, 30, 36

PARACENTESIS of the, as a curative measure in empyema and inflammatory hydrothorax, memoir on (H. Roe) xxvii, 198

- case of empyema which recovered after repeated (T. Thompson) xxvii, 272

THORACIC DUCT, containing blood, in cases of disease of the absorbent glands, remarks on (T. Hodgkin) xvii, 87

THROAT, remarks on spasm and wounds of the, with cases (J. Wood) xvii, 195

THROAT (*continued*)

- cases of acute disease in, and in the larynx, one of which was cured by tracheotomy (J. A. Wilson) . . . xxvii, 134
 See also *Bronchotomy, Larynx, Pharynx, &c.*

THURNAM, John

- Examination of the organs of hearing in a case of congenital deafness xix, 162
 On aneurisms of the heart, with cases xxi, 187
 On aneurisms, and especially spontaneous varicose aneurisms of the ascending aorta and sinuses of Valsalva, with cases xxiii, 323
 Two cases in which the skin, hair, and teeth were very imperfectly developed xxxi, 71

THYROID BODY, two cases of absence of the, and symmetrical swellings of fat tissue at the sides of the neck, connected with defective cerebral development (T. B. Curling)

- xxxiii, 303
 small depositions of bone in the, in a case of ossification of the cartilages of the larynx (F. Travers) vii, 153
 analysis of a fluid from a tumour in the (A. Marcet) ii, 377
 cursory remarks on diseases of the (B. Travers) xvii, 303
 carcinoma of the (C. Hawkins) xxvii, 25
 case of scirrhus of the (R. W. Brown) xxvii, 37
 observations on a particular form of encysted tumour in the neck, not necessarily connected with the (B. Phillips) xxv, 297

THYROID CARTILAGE, ulceration through the substance of the, in a case in which bronchotomy was performed (P. Latham)

- vi, 253
 involved in a case of ossification and bony growth of the cartilages of the larynx (F. Travers) vii, 150

THYROIDEAL ARTERY, see *Artery* (Thyroideal)**TIBIA**, chronic abscess of the, cases of (Sir B. Brodie) xvii, 239

- case of hydatids of (W. Coulson) xli, 307
 medullary tumour of the, cases of (W. Lawrence) xvii, 35, 39
 pulsating tumours of the, cases of, referred to (E. Stanley) xxviii, 307, 326, 328

- FRACTURE**, compound, followed by trismus, successfully treated (J. Parkinson) ii, 293
 — compound, in which, after union, reabsorption took place (J. Wardrop) v, 378
 — compound, followed by abscesses in the lungs, liver, and spleen (T. Rose) xiv, 269

TIBIA, FRACTURE (*continued*)

- gunshot wound and, successfully treated by seton (J. Boggie) vii, 383
- compound, cases of, in which the limbs were saved after the removal of large portions of the bones (J. Dunn) xii, 167
- Case of amputation of a projecting edge of the tibia, after the union of a simple fracture, 181.
- ununited, of the, cases of, successfully treated (W. B. Page) xxxi, 141, *et seq.*
- on section of the tendo Achillis in some cases of, and of the fibula (C. De Morgan) xxxiii, 17

TIBIAL ARTERY, see *Artery* (Tibial)

- TIC DOULOUREUX**, beneficial effect of stramonium in cases of (A. Marcet) vii, 570, *et seq.*
- incidental remarks on the treatment of (J. Pearson) viii, 270
- See also *Neuralgia*

TICE, *John Charles Graham*, M.D.

- Case of bronchial calculus, with observations on disease of the bronchial glands xxvi, 19

TITLEY, *John Maddox*, M.D.

- Case of extraordinary enlargement of the scrotum, successfully removed by operation vi, 73

- TOBACCO**, statistical details of three years' experience in respect to the form of amaurosis supposed to be due to (J. Hutchinson) l, 411
- observations on the use of, as a local application in gout and other cases of constitutional inflammation (J. Vetch) xvi, 356
- on the use of, in retention of urine (H. Earle) vi, 82
- Case of tetanus relieved by enema of, 93.

TODD, *Robert Bentley*, M.D.

- Case of dissecting aneurism of the aorta, innominata, and right carotid arteries, giving rise to suppression of urine and white softening of the brain xxvii, 301
- On the contractility or irritability of the muscles of paralysed limbs, and their excitability by the galvanic current, in comparison with the corresponding muscles of healthy limbs xxx, 207
- Additional experiments on the excitability of paralysed and healthy limbs by the galvanic current xxxvi, 459

- TOES**, on inflammation of the soft parts surrounding the nail of the (J. Wardrop), v, 129; onychia maligna 185

TOES (*continued*)

hypertrophy of, notice of cases of (T. B. Curling) xxviii, 344

TONGUE, on diseases of the, from local irritation, resembling cancer (H. Earle) xii, 283

Beneficial effects of hyoscyamus in ragged irritable ulcers in the tongue, 286.

ON CANCER of (B. Travers) xv, 245

— case, occupying one half of, in which a ligature was applied from beneath the jaw (J. M. Arnott) xxii, 20

— ligature of the lingual artery in treatment of (C. H. Moore) xlv, 47

HYPERTROPHY of, successfully treated by ligature (J. Hodgson) xxxvi, 129

— case of (T. P. Teale) xxxvi, 133

— and prolapse of (G. M. Humphry) xxxvi, 113

Operation for removal by excision, 115; bibliography and notices of authors on the subject, 121-5.

case of spasmodic affection of the, successfully treated (J. Mitchell) iv, 25

globular tumour of (B. Travers) xv, 258

case of ill-conditioned ulcer of the, successfully treated by arsenic (C. Lane) viii, 201

ulcers of the mucous membrane of (B. Travers) xv, 257

TONSILS, diseased, description of an improved method of tying (T. Chevalier) iii, 80

TOPHUS, gouty, on a new method of treatment of (A. Ure) xxiv, 30

TORSION of ARTERIES, as a means of arresting hæmorrhage, with experiments (T. Bryant) li, 199

Papers of Amussat and Costello on torsion, 199, 200; Simpson's plan of acupressure, 201; experiments with torsion on the dog and horse, 204-7; physiological condition of arteries after torsion, 206-17; comparison between torsion and ligature, 221; conclusions, 224.

See under *Arteries*

TORULÆ, on their development in the urine, and on the relation of these fungi to albuminous and saccharine urine (A. H. Hassall) xxxvi, 23

Development of sporules, 27; thallus, 29; aerial fructification, 31; samples showing development of fungus, 34-9; development in saccharine urine, 44; examination of diabetic urine, 52; general conclusions, 75.

TOURNIQUET, caution against the indiscriminate use of the, in gunshot wounds (D. Quarrier) viii, 9

TOYNBEE, Joseph

Pathological and surgical observations on the diseases of the ear xxiv, 190
 Second series of observations on the pathology of the ear, &c. xxvi, 298
 On the intimate structure of the human kidney, and on the changes which its several component parts undergo in "Bright's disease" xxix, 303
 Pathological researches into the diseases of the ear [third series] xxxii, 69
 On the pathology of affections of the ear which produce disease in the brain [fourth series] xxxiv, 239

Table of cases, 254.

Pathological researches into the diseases of the ear [fifth and sixth series] xxxviii, 1
 Case of acute caries of the walls of the tympanic cavity, producing ulceration of the internal carotid artery xliii, 217
 Pathological researches into the diseases of the ear [seventh series]: sebaceous tumours in the external auditory meatus, their effects and treatment xlv, 51
 — [supplement to seventh series]: sebaceous tumours in the external auditory meatus xlvii, 203
 — [eighth series]: on disconnection of the incus and stapes, its effects upon the function of hearing, and its treatment xlix, 147

TRACHEA, structure of the, in birds (G. Rainey) xxxii, 49
STRICTURE of the, case of (W. C. Worthington) xxv, 220
 — note on the foregoing case, and description of the appearances on dissection (J. Copland) xxv, 225
 case of scrofulous abscess of the anterior mediastinum, communicating with the, &c. (D. Maclachlan) xxxiii, 201
 aneurism of the thoracic aorta, opening into (W. T. Gairdner) xlii, 189

See *Tracheotomy*

TRACHEA-TUBE in tracheotomy, bivalve (H. W. Fuller) xl, 69

TRACHEOTOMY, observations on the operation of (T. A. Barker) xxxviii, 223
 on the obstacles to the re-establishment of natural respiration after the performance of; cases, with remarks (T. Smith) xlviii, 227

Abstract of Dr. Sandler's case, 233; Luer's instrument to be worn in the canula after the operation, 242.

TRACHEOTOMY (*continued*)

in **CROUP**, five cases of, with remarks on certain points connected with the operation (H. W. Fuller) xl, 39

Cases, 39-47; statistics of operations and cures in France, 50; difference of diphtheritis and idiopathic croup, 51-53; statistics of croup in France, 53; details of recorded cases in England, 56-8; after-treatment, 65; recommendations as to the structure of the instrument, 69-71; additional cases, 72.

successful case of, in acute disease of the throat and larynx (J. A. Wilson) xxvii, 137

performed in a case of **DYSPHAGIA** produced by a polypous growth in the œsophagus, for relief to respiration (R. Arrowsmith) xxx, 229

case of **FOREIGN BODY** (a piece of bone) fixed in the larynx below the glottis, removed by tracheotomy, with remarks on the diagnosis of foreign bodies in the larynx (C. Hawkins) xxiii, 96

in a case of a foreign body (a cherry-stone) in the trachea (B. Travers, jun.) xxiii, 108

case of, to facilitate the removal of a foreign body in the right bronchus (Sir B. Brodie) xxvi, 286

— see also *Foreign bodies*

case of recovery from the insensibility of intoxication by the performance of (G. Sampson) xx, 46

successful case of, in **LARYNGITIS**, with remarks (W. H. Porter) xi, 414

successful case of, in chronic laryngitis (M. Hall) x, 166

two successful cases of, in laryngitis, and a case of, in croup, with relief for some hours (J. Wilson) xxv, 62, 71

case of, in laryngitis, accompanied by the formation of a false membrane in the trachea and bronchi (T. A. Barker) xxxi, 51

See also *Bronchotomy*

TRANSFUSION of BLOOD, experiments on the (J. Blundell)

ix, 56

Description of the apparatus used, 68; register of experiments, 76.

case of obstinate vomiting, in which an attempt was made to prolong life by the (J. Blundell) x, 296

successful performance of, in a case of hæmorrhage from inversion of uterus, with remarks on its employment generally (J. Soden) xxxv, 413

Table of thirty-six cases, 415.

TRANSMISSION of DISEASE, see *Hereditary transmission*

TRANSPLANTATION of SKIN for cure of a deformity of the neck from a burn (J. Wood) xlvi, 149

TRANSPPOSITION of the **VISCERA**, remarks on, and references to examples (W. Lawrence) v, 177
of the aorta and pulmonary artery with cyanosis, case of (W. H. Walshe) xxv, 1

References to recorded cases of, 1; duration of life in seven such cases, 18.

of the great vessels of the heart (J. Cockle) xlvi, 193

TRANSUDATION from vessels after death, observations on (J. Yelloly) iv, 401; -xx, 21

TRAVERS, Benjamin

Case of aneurism by anastomosis in the orbit, cured by ligature of the common carotid artery ii, 1

Observations on the cataract iv, 281

Observations upon the ligature of arteries, and the causes of secondary hæmorrhage, with a suggestion of a new method of employing the ligature in cases of aneurism iv, 438

Further observations on the cataract v, 391

Further observations on the ligature of arteries vi, 632

Observations on rupture of the stomach from ulceration, &c. viii, 231

Two cases of aneurism, in which the temporary ligature was employed ix, 405

Observations on the local diseases termed malignant Part I, xv, 195; Part II, 228; Part III, xvii, 300

Removal of the clavicle, with a tumour situated in that bone xxi, 135

Case of strangulated hernia, in which the bowel was ruptured by the patient in his efforts to reduce it xxiii, 1

TRAVERS, Benjamin, jun.

Case of unusual dislocation of the thigh-bone, with observations xx, 112

History of a case in which tracheotomy was performed, with observations xxiii, 108

TRAVERS, Francis, M.D.

Case of ossification and bony growth of the cartilages of the larynx preventing deglutition vii, 150

TREPHING, application of, in a case of fracture of the occipital bone extending to the great foramen (A. C. Hutchison) ii, 105

application of, in cases of fracture of the skull with depression, followed by hernia cerebri (E. Stanley) viii, 12

observations on the application of, in injuries of the brain (Sir B. Brodie) xiv, 384, 402

Danger following the application, 393, *et seq.*

- TREPHINING** (*continued*)
of the spine, case in which the operation was performed
(S. Gordon) xlix, 21
- TRICUSPID VALVE**, atrophy of the, remarks on (P. N. King-
ston) xx, 90
- TRIGONE** (vesical), observations on the (Sir C. Bell) iii, 172
— peculiar sensibility of (H. Earle) xix, 260
- TRISMUS**, following a contused wound of the head, case of, suc-
cessfully treated (J. Harkness) ii, 286
case of, following a compound fracture of the leg, successfully
treated (J. Parkinson) ii, 293
case of, cured by an enema of oil of turpentine (E. Phillips)
vi, 65
case of, terminating in epileptic convulsions in a patient
affected with pericarditis (E. Bright) xxii, 4
See also *Tetanus*
- TROCAR** for puncture of the bladder (E. Cock) xxxv, 186
- TROCHANTER MAJOR**, amputation at the, case of (W.
Lawrence) vi, 174
fracture of the, which may be mistaken for dislocation of the
head of the femur, remarks on (E. Stanley) xiii, 504
position and appearance of the, in a case of dislocation of the
head of the femur backwards (R. Quain) xxxi, 338
- TROOPS**, British, medical history of the first regiment of Foot
Guards during winter of 1812-13 (J. Bacot) vii, 368
— in the Crimea, [pernicious] effects of twelve weeks' pre-
vious residence in Bulgaria on (W. Aitken) xl, 179
Comparison of health of ex-Bulgarian and Crimean troops, 184-5;
fevers and special diseases, 187-93; surgery of the war, 194; tables
of sickness and mortality, 200.
— see *Army, Fever*
- TUBAL GESTATION**, see *Fallopian tubes, Gestation* (Tubal)
- TUBE**, use of the, in the diagnosis of intestinal obstructions
(B. Phillips) xxxi, 18
- TUBERCLE**, on the formation of (G. Rainey) xxviii, 590
of the BRAIN, observations on, in children (P. H. Green)
. xxv, 192
Table of thirty-six cases, 194.
of the LIVER, description of, with cases (E. J. Seymour)
. xiv, 244
— scirrhus, observation on (B. Travers) xvii, 362

TUBERCLE (*continued*)

- PULMONARY, researches on some points of the pathology of
 (P. N. Kingston) xx, 305
 — tabular view of the seat of, in the lungs in children (P.
 H. Green) xxvii, 351
 — see *Phthisis*
 of the subcutaneous membrane and skin, remarks on (B.
 Travers) xvii, 373

- TUBERCULAR** deposit upon the surface of the brain, case of,
 in a child (R. Dunn) xxv, 209
DISEASE, the most frequent cause of death in prisons (W.
 Baly) xxviii, 225, *et seq.*
ERUPTION, of a syphilitic appearance, but curable without
 mercury, history of a (T. Bateman) v, 225
PERICARDITIS, pathological and practical remarks on (G.
 Burrows) xxx, 77

Notices of, by authors, 78, 90.

- TUBERCULATED SARCOMA**, cases of, with observations (G.
 Langstaff) ix, 339
 — ditto (W. Lawrence) xvii, 30

- TUBULAR EXPECTORATION** from the bronchi, two cases of, in the
 adult (J. Reid) xxvii, 333

- TUBULI URINIFERI**, description of the (J. Toyne) xxix, 306

TULPIUS

- Case of fatty discharge from the bowels, referred to (J.
 Elliotson) xviii, 74
 — ditto, from the bowels and bladder (J. Elliotson) xviii, 80


- TUMOURS**, observations on, with cases (W. Lawrence) xvii, 1


Difficulties in the diagnosis between innocent and malignant
 growths, 30.

- in the **ABDOMEN**, arising from organic disease in the stomach,
 cases of, with remarks (E. J. Seymour) xiv, 222
 — of a boy nine months old, containing a fœtus (G. W.
 Young) i, 236
 — in a girl two years and a half old, containing parts of a
 fœtus (E. Phillips) vi, 124
 — case of a bony cyst, inclosing a fœtus, which had been
 retained fifty-two years after the usual period of utero-
 gestation (R. B. Cheston) v, 104
 — in the right hypochondrium, occurring after an injury,
 from which a large quantity of fluid, resembling bile, was
 repeatedly drawn off by tapping (W. R. Barlow)
 xxvii, 378
 — a case resembling the foregoing (— Fryer) iv, 333

TUMOURS in the ABDOMEN (*continued*)

- large adipose, enveloping the umbilicus, successfully removed by operation (weight after removal, 37 lb. 10 oz.) (Sir A. Cooper) xi, 440
- intra-intestinal, causing obstruction of the bowels, case of (B. Phillips) xxxi, 7
- malignant, pressing upon the colon from without the tube, case of (B. Phillips) xxxi, 9
- malignant, cases of (G. Langstaff) viii, 272, *et seq.*; ix, 297, *et seq.*
- ditto, case of (J. Howship) xix, 35
- in the AXILLA, malignant, case of (G. Langstaff) iii, 277
- case of malignant (W. Lawrence) viii, 306
- case of medullary (B. Travers) xvii, 383, 387
- in the FOREARM over the course of the ulnar nerve, causing severe pain, relieved by operation (W. Lawrence) xvii, 33
- malignant case of (G. Langstaff) ix, 306
- of the BREAST, case of enlargement of the breast (W. E. Image) xxx, 105
- Anatomical and pathological description of the tumour, 109.
- see also *Breast*
- on the BUTTOCK and labium pudendi, large cellular, case of, removed with success (W. Lawrence) xvii, 11
- on the CHEEK, malignant, case of, removed by operation (J. Barlow) xvi, 19
- in the CLAVICLE, case of, with removal of the bone (B. Travers) xxi, 135
- Reference to similar cases, 142.
- in the internal EAR, medullary, case of (B. Travers) xv, 252
- of the EYEBALL and contents of the orbit, medullary (B. Travers) xv, 235
- of the EYELID, case of, consisting of an earthy deposit, removed from beneath the upper tarsal cartilage (J. Dalrymple) xxvi, 238
- palpebral, usually called in England tarsal tumour, pathological remarks on (Haynes Walton) xxxvii, 7
- of the FACE and NECK, case of a, successfully removed by previously tying the carotid artery (W. Goodlad) vii, 112
- sequel of the foregoing case (W. Goodlad) viii, 577
- medullary, of the face and angle of the jaw, remarks on (B. Travers) xv, 232
- of the FOOT, medullary, case of, by N. Delph (B. Travers) xvii, 394
- in the GROIN, malignant, of undescended testis, with operation for its removal, case of (J. M. Arnott) xxx, 9
- Reference to analogous cases, 12.







TUMOURS in the GROIN (*continued*)

- associated with symptoms of strangulated hernia, and absence of the testicle on the affected side (H. Thompson) xxxviii, 59
- Reference to other cases, 64.
- osseous, case of (B. Travers) xvii, 401
- on the HEAD, case of a bony tumour containing hydatids, successfully removed (R. Keate) x, 278
- case of pulsating tumour of the forehead, treated by the application of ligatures (Sir B. Brodie) xv, 177
- of the HEART and LUNGS, malignant, cases and observations on (J. Sims) xviii, 281
- of the upper JAW, cases of, removed by operation (R. Liston) xx, 180
- of the lower JAW, cartilaginous, occupying the left half of the jaw, removed by disarticulation of the left condyle, and excision of the left half of the bone (W. Beaumont) xxxiii, 243
- of the KIDNEY, aqueous encysted, case of (C. Hawkins) xvii, 175
- of the KNEE, malignant, cases of (W. Lawrence) xvii, 35, 39
- osteo-medullary, surrounding the knee, case of (B. Travers) xvii, 400
- of the LEG, malignant, case (G. Langstaff) viii, 273
- medullary, of the calf (B. Travers) xvii, 391
- osseous, case of (B. Travers) xvii, 401
- of the LIVER, see below, *Tumours* (Encysted)
- in the MEDIASTINUM, anterior, case of, containing bone and teeth (J. A. Gordon) xiii, 12
- of the MOUTH and FAUCES, medullary, observations on (B. Travers) xv, 243
- of the MOUTH and JAWS, observations on (R. Liston) xx, 165
- in the NECK, case of a, successfully removed (W. Goodlad) vii, 112
- see also “of the *Face*,” above
- case of, attempted to be removed by operation, with sudden death from admission of air into a vein (J. Barlow) xvi, 28
- on a peculiar form of congenital, with cases (C. Hawkins) xxii, 231
- on a particular form of encysted, not necessarily connected with the thyroid body (B. Phillips) xxv, 297
- erectile, case of, removed by operation (R. Liston) xxvi, 128
- large glandular, case of, removed by operation (J. P. Vincent) xii, 247
- medullary, case of (B. Travers) xvii, 381

TUMOURS in the NECK (*continued*)

- vascular (deep-seated *nævus*), two cases of, treated by setons (G. Macilwain) xviii, 189
- involving the upper portion of the chest and root of the neck, pathology of (J. Cockle) 1, 459
- in the fifth NERVE and its ganglion, case of a, developed in the (J. Dixon) xxix, 131
- in the ORBIT, aneurismal, case of, cured by ligature of common carotid artery (B. Travers) ii, 1
- two analogous cases (W. Dalrymple), vi, 111; (G. Busk) xxii, 124
- cystic, containing hydatids, case of (W. Lawrence) xvii, 48
- double encysted, containing a tooth, case of, removed by operation (S. Barnes) iv, 319
- medullary tumour of the contents of the orbit, observations on (B. Travers) xv, 235, *et seq.*

OVARIAN, difficult parturition occasioned by an, case of (S. Merriman) iii, 47

- cases of a similar nature (S. Merriman) x, 50
- case of extirpation of, terminating fatally (B. B. Cooper) xxvii, 76

— case of the removal of, terminating fatally (T. M. Greenhow) xxvii, 88

— case of, complicated with pregnancy, successfully removed (H. E. Burd) xxx, 95

— appendix to the foregoing case xxxii, 64

— observations on the recorded cases of operations for the extraction of (B. Phillips) xxvii, 468

— see also *Ovaria* (Cysts and tumours of), *Ovariectomy*

of the PAROTID GLAND, description of a, occurring in the immediate vicinity of the, with cases (W. Lawrence) xvii, 18

in the PELVIS, occasioning difficult parturition, observations on (H. Park) ii, 298

— impeding parturition, cases of, with remarks (S. Merriman) iii, 47; x, 50

Review of the cases related and referred to, 71, *et seq.*

— impeding parturition, case of (J. C. W. Lever) xxiii, 414

Note on the foregoing (S. Merriman), 416.

— see also *Parturition*

— congenital, observations on, with cases (E. Stanley)

xxiv, 231

History of a case upon which a successful operation was performed, 335.

TUMOURS (*continued*)

in the **POPLITEAL SPACE**, erectile, case of, removed by operation (R. Liston) xxvi, 120

Microscopic examination of the tumour, 125.

- medullary, removed, case of (B. Travers) . . . xvii, 389
- existence of, in the **PROSTATE** (H. Thompson) . . . xl, 87
- of the **RIBS**, osteo-medullary, case of (B. Travers) xvii, 403
- of the **SCROTUM**, anasarcaous, remarks on the acute form of (R. Liston) xxii, 288
- of the **SHOULDER**, malignant, case of (G. Langstaff) iii, 277
- medullary, case of (B. Travers) . . . xvii, 386
- osteo-medullary, surrounding the shoulder, case of (B. Travers) xvii, 397
- of the **THIGH**, malignant, cases of (W. Lawrence) xvii, 31
- ditto (B. Travers) xvii, 388
- osteo-sarcoma, two cases of (R. A. Frogley) . . . xxvi, 133
- of the **TONGUE**, globular, observations on (B. Travers) xv, 258
- malignant, removed by ligature, applied from beneath the jaw, case of (J. M. Arnott) xxii, 20

References to analogous cases, 29.

- of the **UTERUS**, large osseous, case of (J. M. Arnott) xxiii, 199
- calcareous, on the chemical constitution of (J. Bostock) xix, 81
- fibro-calcareous, observations on (R. Lee) xix, 94
- supplement to the foregoing (R. Lee) xxxiii, 279
- of the **OS UTERI**, malignant, excised during labour, case of (J. M. Arnott) xxxi, 37
- see *Polypi*

of **BONE**, see *Tumours* (Osseous)

CALCAREOUS, see above (of the Uterus)

CANCEROUS, see *Cancer*

CELLULAR, observations on (W. Lawrence) xvii, 10

CUTANEOUS, medullary, of the arm and trunk, case of (B. Travers) xvii, 374

— malignant, developed on the head and face, with a similar disease in the abdomen, remarkable case of (H. Ancell) xxv, 227

— remarks on a peculiar form of, denominated "pachydermatocele" (Valentine Mott) xxxvii, 155

CYSTIC or **ENCYSTED**, analysis of the fluids of (J. Bostock)

iv, 83, 87

— ditto, of a tumour in the chest (A. Marcet) ii, 378

— ditto, of a tumour in the thyroid gland (A. Marcet) ii, 377

TUMOURS, ENCYSTED (*continued*)

- on the nature of the ossification of (J. Dalrymple) xxvi, 238
- aqueous, of the kidney, case of (C. Hawkins) xviii, 175
- of the liver, remarks on (C. Hawkins) xviii, 98
- Aqueous encysted tumours, 98, 118; hydatid encysted tumours, 139.
- in the neck, observations on a particular form of, not necessarily connected with the thyroid body (B. Phillips) xxv, 297
- cases of, in the neck and orbit (W. Lawrence) xvii, 44, 48
- case of double, in the orbit, containing a tooth (S. Barnes) iv, 319

See *Cysts, Neuromata, Ovaria* (Cysts of), &c.

ERECTILE, in the popliteal space, removed by operation, case of (R. Liston) xxvi, 120

In the neck, case of, removed by operation, 128.

FIBRO-CALCAREOUS, of the uterus (R. Lee) xix, 94; xxxiii, 279

FIBRO-CARTILAGINOUS, involving the upper and lower jaws (R. Liston) xx, 175

MEDULLARY (B. Travers) xv, 232, *et seq.*

Of the face and angle of the jaw, 232; of the eyeball and contents of the orbit, 235; of the mouth and fauces, 243; of the internal ear, 252.

— (B. Travers) xvii, 313, *et seq.*

Of the breast, thyroid gland, &c., 313; cutaneous, of the arm and trunk, case of, 374; of the abdomen, mouth, pharynx, &c., 379; of the neck, 381; of the axilla and pectoral region, 383, 387; of the shoulder, 386; of the thigh, 388; of the ham, 389; of the calf of the leg, 391; of the foot, 394.

MYELOID, see below (Osseous)

OSSEOUS, containing hydatids, case of, removed from the head (R. Keate) x, 278

— of the leg and groin (B. Travers) xvii, 401

— large, of the uterus, case of (J. M. Arnott) xxiii, 199

— myeloid and myelo-cystic, their structure, pathology, and mode of diagnosis (H. Gray) xxxix, 121

— pulsating, see below (Pulsating)

OSTEO-MEDULLARY, observation on, with cases (B. Travers) xvii, 395

TUMOURS (*continued*)

PULSATING, case in which the urine contained cancer cells
(C. H. Moore) xxxv, 459

— of bone, observations on, with cases (E. Stanley)
xxviii, 303

Dependent on the proximity of a large arterial trunk, 304; dependent on the development of blood-vessels and blood-cells, constituting a sort of erectile tissue, 309; dependent on the enlargement of the arteries of the osseous tissue, 310; case of, of the ilium, in which the common iliac artery was tied, 317; cases referred to, 325.

SEBACEOUS, in the external auditory meatus, their effects on hearing, &c., and treatment (J. Toynbee)

xliv, 51; xlvii, 203

SEROUS, see *Cysts* (Serous)

of the **SKIN**, see above (Cutaneous)

TABESAL, pathological remarks on (Haynes Walton) xxxvii, 7

WARTY, in cicatrices, observations on, with cases (C. Hawkins)
xix, 19

TUNICA VAGINALIS, case of very large hæmatocele of the, in an old man, terminating fatally (T. B. Curling) . xxxiii, 241

on the cure of hydrocele by excision of a portion of the (K. Wood) ix, 38

TUPHLO-ENTERITIS, memoirs on (J. Burne)

xx, 200; xxii, 33

TURNER, Professor

On spontaneous obstruction of arteries, notice (W. Ferguson)
xl, 3

TURPENTINE, OIL of, effects on the liver (C. H. Jones)

xxiv, 256

— remarks on the effect of, on the urinary organs (J. Elliotson)
xiii, 241

— successfully used in some cases of chronic rheumatism (Sir J. Macgrigor) vi, 448

— on its use in tænia (J. R. Fenwick) ii, 24

— on the anthelmintic power of (N. Rumsey) ix, 402

— enema of, successfully used in a case of trismus (E. Phillips) vi, 65

TYMPANUM, observations on the (J. Swan) ix, 426; xi, 380
states of, in various cases of diseased ears (J. Hinton)

xxxix, 102-14

observations on the morbid condition of the lining membrane of the cavity of the, in cases of deafness (J. Toynbee)

xxv, 191, *et seq.*

TYMPANUM (*continued*)

inflammation of the mucous membrane of the (J. Toynbee)
xxvi, 801, *et seq.*

Dissections illustrative of the first stage of inflammation of the
mucous membrane of the tympanic cavity, 307.

pathological condition of the membrana tympani (J. Toynbee)
xxxii, 71

Pathological condition of the tympanic cavity, 72, *et seq.*

case of acute caries of the walls of the cavity of, producing
ulceration of the internal carotid artery (J. Toynbee)
xliii, 217

A. Boinet's analogous case, 222.

affections of the tympanic cavity producing disease in the
brain (J. Toynbee) xxxiv, 248

use of artificial membrana tympani (J. Toynbee)
xlix, 153, 159

TYPHOID, TYPHUS, and RELAPSING FEVER, on the identity or
non-identity of the specific cause of (W. Jenner)
xxxiii, 23, 41

Character of the eruption, 26.

TYPHUS FEVER, remarks on (J. Bostock) xxv, 48

Varieties of, during the occurrence of epidemics, 49; inquiry into
the cause which modifies the nature of the disease, 53; mode in
which it is propagated, 54; treatment, 56.

on the specific cause of (W. Jenner) xxxiii, 23, 41

Diagnostic symptoms, 27.

chemical examination of the blood in a case of (R. D. Thom-
son) xxxiii, 88

observations on the prevalence of (Sir G. Blane) iv, 95

prevalence and mortality of, in the British armies in Spain
and Portugal (Sir J. Macgrigor) vi, 401, *et seq.*

in a battalion of the guards in the winter of 1812-18 (J.
Bacot) vii, 374

observations on the temperature and the urine in (C. E.
Squarey) l, 329

Complications noted, 331; the urine, 336; amount of urinary
water, 343; colour of urine, 345; temperature chart, 345; cases,
with temperature diagrams and tables of urine analysis, 346—410.

See also *Fever* (Continued)

TYRRELL, Frederick

- Remarks on a case of recovery from an injury of the head
 xiii, 290
 On a successful plan of arresting the destruction of the transparent cornea from acute purulent inflammation of the conjunctiva xxi, 414

ULCERS and ULCERATION, on the process of, in joints (C. A.

- Key xviii, 208; xix, 184
 of the cartilages of joints (Sir B. Brodie) iv, 237; vi, 318
 — ditto (H. Mayo) xix, 48
 — acute (H. Mayo) xi, 104
 of the synovial membrane, pathological researches on (Sir B. Brodie) iv, 221
 from local irritation, observations on (H. Earle) xii, 268
 Of the lips, 271; of the nose and face, 280; of the tongue, 283; of the prepuce, 287.

- on the utility of creosote in the treatment of ulcers (J. Elliotson) xix, 234
 on the treatment of SINUOUS, by compression (H. Dewar) vii, 477

Precepts of the older writers on, 487.

- of the internal carotid artery, produced by acute caries of the walls of the tympanic cavity (J. Toynbee) xliiii, 217
 of the CORNEA, cases of, where the aqueous humour was advantageously discharged (J. Wardrop) iv, 189
 of the INTESTINES, perforative, of the appendix vermiformis (J. Parkinson) iii, 57
 — perforative, of the cæcum and appendix vermiformis, cases of (J. Burne) xx, 200; xxii, 83
 — acute, of the duodenum, occurring in connection with burns (T. B. Curling) xxv, 260
 — of lower portion of the ileum, communicating with the bladder (J. Morgan) xlviii, 39
 at the root of the NAIL, account and treatment of (J. Wardrop) v, 185
 perforating, of the ŒSOPHAGUS, which caused death by penetrating the aorta (W. H. Flower) xxxvi, 353
 of the PUDENDUM of female children (K. Wood) vii, 84
 of the SKIN and subcutaneous tissue, producing contractions, observations on (H. Earle) v, 96; vii, 406
 malignant, of the skin of the face, remarks on (C. Hawkins) xxi, 69
 of the STOMACH, producing rupture (J. Crampton) viii, 228
 — additional observations on the foregoing (B. Travers) viii, 231

- ULCERS and ULCERATION** (*continued*)
 of the stomach, with rupture, case of (J. Elliotson) xiii, 26
 from external pressure, producing gastro-cutaneous fistula
 (C. Murchison) xli, 11
 ill-conditioned, of the TONGUE, case of, successfully treated
 by arsenic (C. Lane) viii, 201
 of the OS UTERI, inquiries respecting the occurrence of (R.
 Lee) xxxiii, 273
- ULNA**, see *Radius* and *Ulna*
- ULNÆ**, case of symmetrical chronic ulceration affecting the sig-
 moid cavities of the (J. Paget) xxv, 81
- UMBILICUS**, large adipose tumour enveloping the, successfully
 extirpated (Sir A. Cooper) xi, 440
 case in which the urachus remained open, and a ring-shaped
 calculus formed upon a hair in the bladder was extracted
 through the (T. Paget) xxxiii, 293
- UNION of FRACTURES**, see *Fractures*
- UNITED STATES of America**, vital statistics of the peniten-
 tiaries of the (W. Baly) xxviii, 124, 212, *et seq.*
- UNIVERSITY College Hospital, London**, see *Hospitals*
- URACHUS**, case in which it remained open, and a ring-shaped
 calculus, formed upon a hair in the bladder, was extracted
 through the umbilicus (T. Paget) xxxiii, 293
 pervious, with stillicidium urinæ, on an operation for (T.
 Paget) xlv, 13
- URÆMIC POISONING**, suppression of urine not accompanied by
 symptoms of (W. Sedgwick) li, 1
- URATES**, see *Ammonia*, *Soda*
- URÆ, Alexander**
 On gouty concretions, with a new method of treatment
 xxiv, 80
- UREA**, on the chemical properties and composition of (W. Prout)
 viii, 520
 Method of obtaining it, 523; properties, 524; analysis, 525;
 nitrate of, its analysis, 530.
 amount of, during a fit of ague (S. Ringer) xlii, 361
 quantity of, contained in diabetic urine (W. Henry), ii, 124
 Process for determining the proportion of, and of saccharine
 matter to each other, in the early stage of diabetes, 180.

UREA (*continued*)

- amount of, in urine, in diabetes mellitus (S. Ringer) xliv, 323
- excess of, in the urine, as a guide to the diagnosis and treatment of certain forms of dyspepsia and nervousness (H. W. Fuller) li, 45
- sometimes existing in the blood in gout, no albumen being present in the urine, observations and experiments on (A. B. Garrod) xxxi, 89
- In the blood in albuminuria, 92; in the blood in health, 96.
- in scarlet fever (S. Ringer) xlv, 117
- on the effect of coffee on, in health (C. E. Squarey) xlix, 1

- URETERS**, account of the muscles of the, and their effects in irritable states of the bladder (Sir C. Bell) iii, 171
- IMPERVIOUS**, in a fœtus of eight months (R. Lee) xix, 239

Examination of the fluid contained in the kidneys in the foregoing case (W. Prout), 240.

- RUPTURE** of, in a case of malignant disease of the prostate gland and bladder (G. Langstaff) viii, 281
- of the ureter or pelvis of the kidney from external violence, followed by large effusion of urine into the abdomen, two cases of (E. Stanley) xxvii, 1
- scirrhus-cancerous fungus of the (B. Travers) xvii, 352

- URETHRA**, description of two muscles surrounding the membranous part of the (J. Wilson) i, 175
- on the structure of the membranous part of the (J. Shaw) x, 339
- submucous fibres of (G. V. Ellis) xxxix, 332
- on the importance of examining the state of the, in all cases of fracture or injury of the pelvis (H. Earle) xix, 259, 263
- case of fistulous opening into the anterior part of the, caused by sloughing, successfully treated by operation (F. Le Gros Clark) xxviii, 413
- case of a large number of worms voided by the (W. Lawrence) ii, 385
- case of the larvæ of an insect voided through the (W. Henry) x, 142
- entozootic worms voided from the, case of (T. B. Curling) xxii, 274
- STRICTURE** of, from disease of parts external to the (T. Chevalier) ii, 212, *et seq.*
- case of, treated by incision (J. M. Arnott) xii, 351
- on the effects of, particularly of the sacculated state of the bladder (J. Shaw) xii, 461

URETHRA, STRICTURE of (*continued*)

- cases of paraplegia associated with (W. W. Gull) xxxix, 195
- impermeable, cases of puncture of bladder through rectum to facilitate cure of (E. Cock) xxxv, 153
- ditto, on a new method of operating for (J. Syme) xl, 113
- obstinate, on the treatment of, by external incision upon a grooved director (James Syme) xxxvi, 255
- DILATATION of the, in the male, by inflation, for the extraction of calculi from the bladder, as practised in Egypt (R. M. Kerrison) xii, 315
- artificial, in the female, and removal of a foreign body from the bladder, case of (H. L. Thomas) i, 123
- in the female, for the removal of calculi and foreign bodies from the bladder, cases of (Sir A. Cooper) viii, 425; xii, 235, 241, 243
- treatment of calculus in the bladder of the female by (T. Bryant) xlvii, 151
- Table of cases, 164.
- dilatability of female (T. Bryant) xlvii, 155
- urinary calculus removed from the, in a female, without operation, with examples of analogous cases (J. Yelloly) vi, 574

- URIC ACID, analysis of (W. Prout) viii, 533; ix, 476
- incidental remark on, in the urine in health (J. Berzelius) iii, 264
- on the state in which it exists in the urine (H. B. Jones) xxvii, 102
- obtained from the blood in gout, in the form of urate of soda, observations and experiments on (A. B. Garrod) xxxi, 84

Diminished in the urine before the paroxysm, 86; present in the blood and deficient in the urine in chronic gout with tophaceous deposits, 88; present in the blood in albuminuria, 92; in the blood in health, 96.

- mode of discovering its presence in the blood (A. B. Garrod) xxxvii, 49

Changes it undergoes in the blood when removed from the body, 53; non-occurrence in the perspiration of the gouty subject, 55; discovery in certain morbid effusions, 56; discovery in the fluid artificially effused by the application of blistering agents or in blister serum, 57.

- in blood the distinguishing diagnostic sign of gout from rheumatism (A. B. Garrod) xxxvii, 219
- on concretions composed of (W. Henry) x, 182

URIC ACID (*continued*)

on the calculi in St. George's Hospital, composed of (H. B. Jones) xxvi, 102
 — see *Calculi* (Urinary)

URINARY ORGANS, malformation of the, observations on (W. Lawrence) v, 181
 on affections of the, in injuries of the spinal cord (Sir B. Brodie) xx, 141
 and generative organs, arrangement of the muscular substance in (G. V. Ellis) xxxix, 327

URINARY SECRETION, remarks on the efficacy of general remedies, and especially purgatives, in ensuring a healthy state of the (W. Prout) viii, 537, *et seq.*

URINARY WATER in scarlet fever (S. Ringer) xlv, 123

URINE, expulsion of the, how first excited (M. Hall) xxiii, 154
 analysis of the, in health (J. Berzelius) iii, 257, 270
 Of the deposit from, 268.

chemical examination of the, of a person who had been taking large quantities of soda (J. Bostock) v, 80
 on the nature of some of the proximate principles of the (W. Prout) viii, 521

Remarks upon the efficacy of general remedies, in preventing calculous affections, 537.

further observations on the proximate principles of the (W. Prout) ix, 472

observations on the constitution of the, and directions for the performance of a series of statical experiments on the (J. Bostock) xxi, 25

on the state in which uric acid exists in the (H. B. Jones) xxvii, 102

on the presence of oxalate of lime in the (H. B. Jones) xxvii, 146

observations on the microscopical characters of the, in health and disease (G. Johnson) xxix, 17

changes produced in the, by injuries of the spinal cord, remarks on (Sir B. Brodie) xx, 142

researches into the connection between the state of the renal circulation and the presence of certain abnormal matters in the (G. Robinson) xxvi, 51

action of certain diuretics—citrate and acetate of potash, of spiritus etheris nitrosi, and of oil of juniper—on, in health (F. B. Nunneley) liii, 81

excreted amounts of, &c., during a fit of AGUE (S. Ringer) xlii, 361

URINE (*continued*)

condition of, in the lymphatic stage of CHOLERA (R. D. Thomson) xxxiii, 84

In the biliary stage, 91.

instances of the contrast between DELIRIUM TREMENS and inflammation of the brain, as regards the quantity of phosphoric acid in the (H. B. Jones) xxx, 21
on excess of urea in, as a guide to the diagnosis and treatment of certain forms of DYSPEPSIA and nervousness (H. W. Fuller) li, 45

in EPILEPSY (E. H. Sieveking) xlv, 35

— on the condition of, in three cases of (F. W. Gibson) 1, 75

in the different forms of GOUT (A. B. Garrod) xli, 325

on certain pathological conditions of the, in gout, rheumatism, and Bright's disease (A. B. Garrod) xxxi, 83

influence of colchicum upon, in gout (A. B. Garrod)

xli, 348

condition of, in the endemic HÆMATURIA of the Cape (J. Harley) xlvii, 58-9

analyses of the mixed phosphates of, in cases of MANIA and dementia (A. J. Sutherland) xxxviii, 261

remarks on the deposits in the, observed in certain cases of MOLLITIES OSSIUM (T. B. Curling) xx, 370

phosphate of lime found in the, in large quantity, and a phosphate of lime calculus in the kidney, in a case of mollities ossium (S. Solly) xxvii, 448, 450

strongly charged with animal matter in a case of mollities and fragilitas ossium (W. Macintyre) xxxiii, 211

Results of experiments on the urine, in the foregoing case, 228; found to contain albumen in a peculiar state of combination, 231.

diminution or absence of chlorides in, in PNEUMONIA (L. S. Beale) xxxv, 325

in TYPHUS FEVER, observations on (C. E. Squarey) 1, 329

ALBUMINOUS, on the proximate cause of, &c., in Bright's disease (G. Johnson) xxxiii, 107

— relation of torulæ in urine to (A. H. Hassall) xxxvi, 23-

— see *Pregnancy* complicated with

— albumen and blood in urine in scarlet fever (S. Ringer)

xlv; 124-7

— and FATTY, observations on a case of (H. Bence Jones)

xxxiii, 313

— sequel to a case of, with account of two other cases of chylous urine (H. Bence Jones) xxxvi, 79

— notices of instances of the discharge of fatty matter with the urine (J. Elliotson) xviii, 80

URINE (*continued*)

- ALKALESCENCE** of, from fixed alkali, in some cases of disease of the stomach (H. Bence Jones) xxxv, 41
- BLACK**, account of a singular variety of, which turned black soon after being discharged (A. Marcet) xii, 87
- on the chemical properties of the foregoing (W. Prout) xii, 43
- CANCER** cells in, in a case of pulsating tumour (C. H. Moore) xxxv, 459
- CHYLOUS**, case of (H. Bence Jones) xxxiii, 313
- or chylo-serous, experiments on (J. Mayer) xxxiv, 119
- ditto, history of a case of (G. Pearse) xxxiv, 127
- account of two cases (H. Bence Jones) xxxvi, 79
- on the connection between a local affection of the lymphatic system and, with remarks on the pathology of the disease (H. V. Carter) xlv, 189
- Cases 190-4; pathology of the disease, 196; direct admixture of chyle with the urine, 198; chemical evidence, 201; microscopical evidence, 203; chemical analysis, 206; cases arranged in physiological series, 206.
- on a case of (A. T. H. Waters) xlv, 209
- in a case of **DIABETES** insipidus, analysis of (J. Bostock) iii, 107
- in **DIABETES** mellitus, experiments on (W. Henry) ii, 119
- Specific gravity of the, and proportion of its solid contents, 120, 123; quantity of urea contained in the, 124.
- experiments on the extract from diabetic urine (J. Bostock) iii, 120
- relation of torulæ in urine to saccharine (A. H. Hassall) xxxvi, 23
- on the relative amounts of sugar and urea in (Sydney Ringer) xliii, 323
- Relation between amount of sugar and urea, 324; influence of amylaceous or saccharine food, 328; maximum of sugar in urine after a meal, 340; duration of influence of food, 341; temperature, 350
- FATTY**, notices of instances of the discharge of fatty matter with the (J. Elliotson) xviii, 80, *et seq.*
- see *Urine* (Albuminous and Fatty)
- PINK** sediment from, chemical examination of (W. Prout) ix, 481
- development of **TORULÆ** in, and their relation to albuminous and saccharine urine (A. H. Hassall) xxxvi, 23
- EFFUSION** of, into the abdomen, from rupture of the ureter in a case of malignant disease of the bladder (G. Langstaff) viii, 279

URINE, EFFUSION of (*continued*)

- two cases of, into the abdomen, from rupture of the ureter or pelvis of the kidney by external violence (E. Stanley)

xxvii, 1

FOREIGN SUBSTANCES voided with the, case of a woman who passed a large number of worms by the urethra, with a description of the animals (W. Lawrence) . . . ii, 385

- note of the case of a man who discharged the larvæ of an insect with the (W. Henry) . . . x, 142

- note of a case of a man who frequently discharged a number of short hairs with the (W. Henry) . . . x, 142

- case of a girl who voided with the, a number of entozootic worms, with an account of the animals (T. B. Curling)

xxii, 274

INCONTINENCE of, of nine years' duration, cured by external pressure, case of (J. Hyslop) . . . vi, 108

- consequent on injury during labour, case of, successfully treated (S. Barnes) . . . vi, 583

RETENTION of, on the use of tobacco in (H. Earle) . . . vi, 82

- from stricture, on the treatment of (J. Shaw)

xii, 473, *et seq.*

- occasioned by a cyst, containing hydatids, originating in or pressing upon the prostate gland (G. Lowdell)

xxix, 253

- occasioned by a cyst containing hydatids, developed in the pelvis (T. B. Curling) . . . xxix, 256

- remarks on surgical operations usually adopted for (E. Cock) . . . xxxiv, 153

- cases in which the bladder was punctured through the rectum for relieving distension or facilitating cure of impermeable stricture (E. Cock) . . . xxxv, 160

STILLICIDIUM urinae, with pervious urachus, operation for (T. Paget) . . . xlv, 13

SUPPRESSION of, and white softening of the brain, in a case of dissecting aneurism of the aorta, innominata, and right carotid arteries (B. B. Todd) . . . xxvii, 301

- not accompanied by symptoms of uræmic poisoning (W. Sedgwick) . . . li, 1

URINIFEROUS TUBES, description of the (J. Toynbee)

xxix, 306

UROMANCY, remarks on (W. Prout) . . . viii, 537

UTERINE APPENDAGES, on inflammation of the, in puerperal women (R. Lee) . . . xvi, 387

UTERINE HÆMORRHAGE, see *Hæmorrhage* (Uterine)

UTERINE ORGANS, description of three specimens of, after recent impregnation (A. Shaw) . . . xvii, 482
 description of, in a woman who poisoned herself in the second month of pregnancy (R. Lee) . . . xvii, 493
 description of the appearances observed in the seventh month of pregnancy (C. Millard) . . . xvii, 504
 See also *Uterus* (Gravid)

UTERO-GESTATION, see *Pregnancy*

UTERUS, on the ANATOMICAL structure of (Sir C. Bell) iv, 338

Description of its muscular structure, 339; natural action, 346; action of, producing rupture, 347; muscular action, considered in the case of caesarian section, 350; muscular structure, in connection with flooding, 357.

GRAVID, description of, and of the appendages, in the second month of pregnancy (R. Lee) . . . xvii, 493
 — description of the appearances observed in the seventh month (C. Millard) . . . xvii, 504
 — description of three specimens of the uterine organs after recent impregnation (A. Shaw) . . . xvii, 482
 — action of galvanism upon its contractile structure and its remedial powers in obstetric practice (F. W. Mackenzie) . . . xli, 157
 — see under *Pregnancy*
 — see *Placenta*

DISEASES of, on the use of the speculum in the diagnosis and treatment of (R. Lee) . . . xxxiii, 261
 — ditto, supplement [tabular details of 220 cases] (R. Lee) xxxviii, 289
 — ditto, further observations [cases 221 to 300] (R. Lee) xl, 201
 observations on the use of arsenic in some affections of the (H. Hunt) . . . xxi, 277
 on the action of digitalis upon (W. H. Dickinson) . . . xxxix, 1

ABSENCE of the, together with the vagina and Fallopian tubes, description of a case of (R. Boyd) . . . xxiv, 187

ATROPHIED, description of a specimen of (R. Lee) . . . xix, 99

CANCEROUS disease of, analysis of one hundred cases (R. Lee) . . . xxxv, 437

CARCINOMA of the, statistical notices of one hundred and twenty cases of, with remarks (J. C. W. Lever) . . . xxii, 267
 — see also below (Malignant disease of)

DOUBLE, description of the appearances observed in a case of, in which impregnation had taken place, &c. (R. Lee) . . . xvii, 473

UTERUS (*continued*)

DROPSY of, and dry gangrene occurring in the same individual (A. T. Thomson) xiii, 170

EXTIRPATION of, in a case of inversion (J. Windsor) x, 364

— sequel of a case of (J. Windsor) xxxviii, 219

intra-uterine FRACTURE, cases of, and analogy between it and congenital distortion (B. E. Brodhurst) xliii, 115

INFLAMMATION of, in puerperal women (R. Lee) xvi, 376

Inflammation of the peritoneal covering, 381; of the uterine appendages, 387; on inflammation and softening of the muscular tissue, 401; inflammation of the veins and absorbents, 411; causes of the inflammation, 435; question of its contagious or non-contagious nature discussed, 435, *et seq.*; alliance of, to erysipelas, 442; treatment of, 455.

— of the veins of the, &c., pathological researches of (R. Lee) xv, 369

— see also *Puerperal fever*

INVERSION of, observations on, with a case of successful extirpation (J. Windsor) x, 358

— after parturition, case of, fatal in eighteen months, with table of results of cases treated by operation (J. G. Forbes) xxxv, 127

Duration of life under, 135; modes of extirpating inverted uterus, 138; the table of cases treated by operation, 141-52.

— hæmorrhage from, in which transfusion was successfully performed (J. Soden) xxxv, 413

— complete, case of nearly twelve years' duration, successfully treated (W. Tyler Smith) xli, 183

— chronic, on the operations for the relief of, with the history of a case successfully treated by a new method (R. Barnes) lii, 179

Notice of previous papers in the 'Transactions,' 179; tables of cases treated by ligature, excision and pressure, 182-5; analysis of ditto, 186; case treated by incision of the os uteri, 192-3; diagnosis of inversion from polypus, 194.

LACERATION of the, during labour, two cases of (W. Birch) xiii, 357

— subsequent medical history of one of the foregoing cases (W. Birch) xx, 374

— of the peritoneal coat of the, in advanced pregnancy, case of (W. H. Partridge) xix, 72

References to two analogous cases, 77.

— see also below (Rupture)

LESION within the, with partial reparation before birth, remarkable case of (J. D. Jones) xxxii, 69

UTERUS (*continued*)

MALIGNANT DISEASES of:

- observations on (B. Travers) xvii, 348
 - statistical notices of one hundred and twenty cases of (J. C. W. Lever) xxii, 267
 - analysis of one hundred cases (R. Lee) xxxv, 437
 - cautions as to the use of the speculum and caustic in (R. Lee) xxxiii, 268, *et seq.*
 - malignant tubera in the substance of the, description of a case (G. Langstaff) viii, 286
- MORTIFICATION of the, case of, occurring a few hours after delivery, with remarks (T. Graham) vi, 601
- uterine PHLEBITIS, pathological researches on (R. Lee), xv, 369; cases of, xvi, 418
- on some of the secondary effects of (J. M. Arnott) xv, 99, *et seq.*

- on the relation that exists between, and the ophthalmia of puerperal women, observations on (R. Lee) xxviii, 345
- see *Phlebitis*

POLYPUS of, see *Polypi* (Uterine)

- PROLAPSUS of, remarks on, with a proposed new instrument for its relief (J. Reid) xxxi, 177

- RUPTURE of, during labour, and subsequent recovery, case of (J. Powell) xii, 537

- during labour, case of, successfully treated (Robert Smith) xiii, 373

Remarks on the foregoing case, 383; probability that sudden death, during or immediately after labour, occasionally arises from this cause, 386.

TUMOURS of:

- observations on fibro-calcareous (R. Lee) xix, 94
- supplement to the foregoing xxxiii, 279
- on the chemical constitution of calcareous (J. Bostock) xix, 81
- case of a large osseous tumour of the uterus (J. M. Arnott) xxxiii, 199
- see *Polypi* (Uterine)

CERVIX and OS, microscopical anatomy of (Tyler Smith)

xxxiv, 377

- remarks on a granular condition of the os (R. Lee) xxxiii, 271

Sloughing of the, from the application of potassa fusa, case of, 272; ulceration of the, inquiries as to the occurrence of, 273, *et seq.*

- destructive MALIGNANT disease of the cervix, description of the appearances observed in (W. Lawrence) iii, 79

UTERUS, CERVIX and OS (*continued*)

- case of MALIGNANT tumour of the os, excised during labour (J. M. Arnott) xxxi, 37
- SEPARATION of a portion of the os and cervix during severe labour, case of (P. N. Scott) xi, 392
- case of malignant ULCERATION of the cervix, exciting inflammation of the veins of the lower extremity with phlegmasia dolens (W. Lawrence) xvi, 58
- ulceration of the os and cervix, inquiries respecting the occurrence of simple (R. Lee) xxxiii, 273
- ulceration of the os and cervix uteri, except of a specific character, an exceedingly rare occurrence (R. Lee) xxxiii, 274, 275

VACCINATION, view of the mortality of smallpox during the ten years immediately preceding, compared with the first ten years (from 1803 to 1812) after its introduction (Sir G. Blane) iv, 124

Remarks on the question as to the increased mortality of measles since the introduction of, supplement, 145.*

- inquiries as to whether measles, hooping-cough, and scarlet fever, have been more severe or more fatal at the Royal Military Asylum among the children that have been vaccinated than in those that have been subjected to the casual or inoculated smallpox (P. Macgregor) v, 436, *et seq.*
- estimate of the true value and present state of (1819) (Sir G. Blane) x, 315
- investigations on the occurrence of smallpox after (G. Gregory) xii, 324

Remarks on the connection that subsists between the perfection of the vaccine cicatrix and the occurrence of smallpox after, 337; remarks on *revaccination*, 337, 339.

- notices of cases of smallpox occurring after (G. Gregory) xxii, 95, *et seq.*
- observations on, and on smallpox, with reference to the theory of vaccine influence, and the relation subsisting between the cicatrix and the character of the consecutive variola (G. Gregory) xxiv, 15
- the protection against smallpox afforded by, illustrated by the returns of the army, navy, and the Royal Military Asylum (T. G. Balfour) xxxv, 403
- analytical examination of cases illustrating the protective influence of (J. F. Marson) xxxvi, 359
- analytical examination of all the cases admitted during sixteen years at the Smallpox and Vaccination Hospital (J. F. Marson) xxxvi, 359

Tables, 366-80; vaccine lymph and *revaccination*, 384-5; general inferences, 387.

VACCINATION (*continued*)

question of the communication of syphilis by (H. Lee) xliv, 240-4

VACCINE LYMPH, modes of conveying and preserving (J. F. Marson) xxxvi, 384

VACCINIA, facts regarding the origin of (G. Gregory) xxiv, 25
 case of the coexistence of, and measles (S. Gilder) xii, 186
 coexistence of, and smallpox, remarks on the (J. F. Marson) xxx, 125

Coexistence of, and varicella, case referred to, 125; coexistence of, and hooping-cough, remarks on, 126.

VACUITY of the **ARTERIES** after death, on the causes of the (J. Carson) xi, 165

VAGINA, absence of the, in a case in which the uterus and Fallopian tubes were not present (R. Boyd) xxiv, 187
 acidity of the mucus of (Tyler Smith) xxxv, 387
 case of extraction of an extra-uterine foetus through an aperture made in the posterior part of the (G. Norman) xiii, 348

case of a foreign body introduced into the pelvis through the, and description of a successful operation for its removal (J. C. W. Lever and J. Hilton) xxxi, 315

VALENTIN

On the double nerve-force affecting the iris (J. W. Ogle) xli, 404

VALETTE

On osteo-myelitis in the Crimea (T. Longmore) xlviii, 45

VALSALVA, **SINUSES** of, description of (J. Thurnam) xxiii, 326

On the liability of the respective sinuses to aneurism, and their relation to adjacent parts, 327; cases of spontaneous varicose aneurism of the, 343, *et seq.*

VALVES of the **HEART**, account of their structure (W. H. Broadbent) xliv, 49

— remarks on the cause of closure of the (W. O. Markham) xliv, 48

— morbid appearances observed in the, in cases of disease of the heart (J. H. James) viii, 437, *et seq.*

— disease of, contributions to the statistics of, with especial reference to affections of the several orifices, and the particular effects of certain recognised causes (A. W. Barclay) xxxi, 185

- VALVES** of the HEART (*continued*)
- ON ANEURISM of the (J. Thurnam) xxi, 250
 - remarks on two forms of ATROPHY of (P. N. Kingston) xx, 90
- Anatomical characters, 90; comparative frequency, 94; functional effects and diagnostic signs, 95; mode of production and causes, 99.
- liable to fatty DEGENERATION in "Bright's disease" (G. Johnson) xxix, 13
 - lesion of (A. W. Barclay) xxxiv, 9
- See also *Heart, Aortic, Mitral, Tricuspid Valves*
- VARICELLA** and **VACCINIA**, coexistence of, reference to a case of (J. F. Marson) xxx, 125
- VARICOELE**, cases of, treated by pressure, with observations (T. B. Curling) xxix, 259
- VARICOSE ANEURISM**, see *Aneurism (Varicose)*
- VARICOSE VEINS**, see *Veins (Varicose)*
- VARIOLA**, see *Smallpox*
- VARIX**, ANEURISMAL, see *Aneurism (Varicose)*
- VASA DEFERENTIA**, muscular covering of (G. V. Ellis) xxxix, 334
- VASCULAR APPEARANCES**, in the human stomach, frequently mistaken for inflammation, observations on the (J. Yelloly) iv, 374
- of mucous and serous membranes, as indicative of inflammation, observations on (J. Yelloly) xx, 1
- Opinion of authors on, 22, *et seq.*
- TUMOUR** (deep-seated nævus), of large size, two cases of, treated by the introduction of setons (G. Macilwain) xviii, 189
- See also *Nævus*
- VASCULARITY** of pulmonary tubercles, observations on (P. N. Kingston) xx, 306
- of the articular cartilages of diseased joints (R. Liston) xxiii, 93
- VEGETATIONS**, ADENOID, in the naso-pharyngeal cavity, see *Adenoid vegetations*
- separated CARDIAC, extensive arterial obstruction from (S. J. Goodfellow) xlv, 367
- VEINS**, AIR in the, experiments on the effects produced by the injection of, in the dog (J. Blundell) ix, 65, 90

VEINS, AIR in the (*continued*)

— fatal case of absorption of, during an operation for the removal of a tumour from the neck (J. Barlow) xvi, 28

Reference to analogous cases, 30, 32.

— alarming syncope from the admission of, during an amputation at the shoulder-joint (B. B. Cooper) . xxvii, 41

CALCULI in the, observations on (G. Langstaff) . viii, 287

— see also *Phlebotites*

FIBRIN in, cases of softened (G. Gulliver) . xxii, 144

— deposition of, on the lining membrane of (H. Lee)

xxxv, 187

INFLAMMATION of, a pathological inquiry into the secondary effects of (J. M. Arnott) xv, 1

Fatal cases of inflammation of the, 9; after venesection, 10, *et seq.*; after the operation for aneurism, 31; after amputation, 35; fatal case of, after excision of a portion of varicose vein, 38; after division of the saphena, 40; secondary affections succeeding to wounds, 68; after injuries of the extremities, 69; after injuries of the head, 73; after labour, 99; general conclusions, 122.

— cases of, and obstruction of the trunks and principal branches of the veins of the pelvis and lower extremities in phlegmasia dolens, with remarks (D. D. Davis), xii, 426

— ditto (R. Lee) xv, 182, 369

— case of phlegmasia dolens caused by, of the lower extremity, excited by malignant ulceration of the cervix uteri (W. Lawrence) xvi, 58

— case of extensive, and obstruction of the veins of the right inferior extremity, accompanied by a swollen state of the limb, in a phthisical youth (T. H. Holberton) xvi, 68

— pathological researches on, of the uterus, &c. (R. Lee) xv, 369; xvi, 411

irritation and **INJURY** of external and internal coat of, connected with obstructive phlebitis (F. W. Mackenzie)

xxxvi, 184, 187

on the repair of, after injury (H. Lee and L. S. Beale) l, 477

morbid appearances observed in the, of a limb affected with elephantiasis (G. Southam) xxx, 72

cases of **OBSTRUCTION** of those of the lower extremities, causing œdema of the corresponding limb in phthisical patients (G. Cursham) xliii, 377

VEIN, AXILLARY, case of admission of air into the, during an amputation at the shoulder-joint, producing alarming syncope (B. B. Cooper) xxvii, 41

FEMORAL, case of inflammation of the, with appearances after death (C. F. Forbes) xliii, 293

VEIN, FEMORAL (*continued*)

- morbid appearances met with in, in cases of phlegmasia dolens (D. D. Davis) xii, 429, *et seq.*
- morbid appearances observed in, in cases of phlegmasia dolens (R. Lee) xv, 186, 378, *et seq.*
- cases of inflammation of, after the operation for aneurism (J. M. Arnott) xv, 81, *et seq.*

After amputation, 85, et seq.

- condition of, in a case of femoral aneurism, which had burst into the (G. Perry) xx, 42

HYPOGASTRIC, on inflammation of the uterine branches of the, in phlegmasia dolens (R. Lee) xv, 369

ILIAC, case of inflammation of, on the left side, with the appearances after death (O. F. Forbes) xiii, 293

- inflammation and obstruction of, and of their contributory branches, as the proximate cause of phlegmasia dolens, with cases and dissections (D. D. Davis), xii, 419; (R. Lee) xv, 182, 369

— cases of inflammation of, occurring after operations (J. M. Arnott) xv, 81, *et seq.*

— inflammation and obstruction of, with a swollen state of the limb, in a case of phthisis (F. H. Holberton) xvi, 63

— common, experiments in ligature and in irritation of lining membrane of (on the cause of phlegmasia dolens) (F. W. Mackenzie) xxxvi, 170-83

JUGULAR, internal, case of ulceration of the, communicating with an abscess (W. Bloxam) xxvi, 112

of the KIDNEY, description and microscopical appearance of the (J. Toynbee) xxix, 315

— experiments illustrating the effects of obstruction of the (G. Robinson) xxvi, 65

PULMONARY, description of the mode of distribution of the (T. Addison) xxiv, 151

— case of inflammation of the, in a puerperal woman, with post-mortem appearances (R. Lee) xix, 44

SAPHENA, cases of inflammation of, after parturition (R. Lee) xv, 148

— fatal case of inflammation of, after parturition (R. Lee) xv, 423

— case of inflammation of, after excision of a portion of varicose vein (J. M. Arnott) xv, 88

SPERMATIC, inflammation of, cases illustrative of the pathology of uterine inflammation (R. Lee)

xv, 406, 410; xvi, 431

posterior TIBIAL, aneurismal dilatation of, communicating with the popliteal artery (E. Cock) xxxiv, 327

VEIN (*continued*)

UMBILICAL, description of the (W. Bloxam), xxiii 232; (J. Dalrymple) xxv, 22

UTERINE, pathological researches on inflammation of the, and of the absorbents in puerperal women (R. Lee) xv, 369; xvi, 411

VARICOSE, of the legs, observations on the treatment of (Sir B. C. Brodie) vii, 195

— case of phlebitis and secondary abscesses after excision of a portion of varicose vein (J. M. Arnott) xv, 38

— fatal case of phlebitis after division of the saphena for (J. M. Arnott) xv, 40

VENA CAVA SUPERIOR, case of aneurism of the ascending aorta communicating with the (J. Thurnam) xxiii, 338

INFERIOR, three cases of aneurism of the aorta communicating with the (J. Thurnam) xxiii, 332, 334, 337

— lined with lymph and pus, in a case of pulmonary phlebitis (R. Lee) xix, 46

— case of obliteration of the, between the entrance of the emulgent and hepatic veins (T. B. Peacock) xxviii, 1

References to the cases of obstruction of the superior and inferior cava previously published, 12.

VENESECTION, see *Bleeding*

VENTILATION of St. Thomas's Hospital, principle of (Sir G. Blane) iv, 115

of ships (Sir G. Blane) vi, 505

VENTRICLES of the BRAIN, on serous effusions into the, and its connection with apoplexy and other diseases of the brain (J. Sims) xix, 265

— see *Brain*

VENTRICLES of the HEART, observations on aneurism of the (J. Thurnam) xxi, 190

Cases of aneurism of the left ventricle, 194, *et seq.*

— on increased thickness of the parietes of one of, with diminution of its cavity (G. Budd) xxi, 296

— case of transposition of the, and of the primary arterial trunks (W. H. Walshe) xxv, 1, 9

— two cases of supernumerary septum in the RIGHT ventricle (T. B. Peacock) xxx, 131; xxxi, 61

— communication between both, case of (G. Gregory) xi, 296

— description of the heart in an instance of communication (J. Thurnam) xxi, 253

VENTRICLES of the **HEART** (*continued*)

- communication between both, in a case of aneurism of the ascending aorta bursting into the right (T. S. Beck) xxv, 15
- cases of communication between the (T. B. E. Fletcher), xxv, 282; (T. B. Peacock) xxx, 181
- case of bayonet wound of the left (J. Featherstone) ii, 58

VERNIX CASEOSA, or lubricating matter of the new-born infant, on the composition of the (J. Davy) xxvii, 189

VERNON, H. Hannotte, M.D.

On two cases of malformation of the heart xxxix, 297

VERTEBRÆ, CANCEROUS or malignant disease of the (C. Hawkins) xxiv, 45

CARIES of the, incidental remarks on (Sir B. Brodie) iv, 263

CURVATURE of, effect of lateral, on the respiratory movements (F. Sibson) xxxi, 379, *et seq.*

rotation of, as a complication of lateral curvature of (T. Hodgkin and W. Adams) xxxvii, 167

DISEASE of the, cases, with paraplegia (H. Earle) xiii, 543, *et seq.*

ON DISLOCATIONS of the (W. Lawrence) xiii, 387

Case of complete dislocation, without fracture, in the cervical region, 394; case of dislocation of the atlas and axis from disease, with consequent ankylosis, 399; observations suggested by the foregoing case, 406.

— observations on fractures and dislocations of the (Sir B. Brodie) xx, 120, 158

— account of a dislocation, in consequence of disease, of the first and second cervical vertebræ (J. Paget) xxxi, 285; xxxii, 177

— description of a specimen of dislocation of the atlas upon the vertebra dentata, attended with contraction and distortion of the vertebral canal (A. Shaw) xxxi, 289

dislocation, with fracture of four cervical vertebræ (G. G. Gascoyen) xxxix, 277

DISTORTION of, which is produced by rickets, observations on (A. Shaw) xvii, 435

EXFOLIATION of the anterior arch of the atlas, case of (R. Wade) xxxii, 65

An analogous case referred to, 68.

FRACTURE of the first lumbar vertebra, case of, with dissection (W. R. Barlow) xvii, 115

— case of, and displacement of the atlas (B. Phillips) xx, 78

— of four cervical, with dislocation, produced by slight and unusual cause, and resulting in immediate death (G. G. Gascoyen) xxxix, 277

VESICO-VAGINAL FISTULA, see *Fistula*

VESICULÆ SEMINALES, case of an abscess formed in the, which proved fatal by perforation of the bladder and extravasation of pus into the abdominal cavity (M. Henry) xxxiii, 307

muscular covering of (G. V. Ellis) xxxix, 334

VESSELS, great, of the heart, case of transposition of (J. Cockle) xli, 198

observations on the state of the, in an inflamed part (A. P. W. Philip) xii, 407

on the arrangement of the intermediate, on surfaces secreting pus (R. Liston) xxxiii, 85

See *Arteries, Blood-vessels, Veins*

VETCH, John, M.D.

Observations on the use of tobacco, as a local application in gout and other cases of constitutional inflammation xvi, 356

VIABILITY of children, influence of season on (E. Smith) xlii, 109

VICUGNA, on the blood-corpuscles and pus-globules of the (G. Gulliver) xxxiii, 24

VIENNA, on the causes of the endemic puerperal fever of (C. H. F. Routh) xxxii, 27

Vienna Hospital, mode of conducting labours in the, 27; clinical instruction, how conducted in the, 28.

VIENNOIS, A.

On syphilitic infection following vaccination, referred to (H. Lee) xlii, 242

VIEUSSEUX, —, M.D.

History of a singular nervous or paralytic affection attended with anomalous morbid sensations ii, 217

Note on the foregoing by Dr. Marcet, 235.

VILLEMEN, J. A.

On the inoculation of animals with tubercular phthisis (notice) (W. Marcet) 1, 439

VINCENT, John P.

Case of carotid aneurism x, 212

Case of large glandular tumour in the neck removed xii, 247

Two cases of disease of the brain following the application of a ligature to the carotid artery xxix, 37

- VISCERA**, notices of some of the varieties in the, and of transposition of the (W. Lawrence) v, 177
- facts and inferences relative to the condition of the, as to their nutrition in certain chronic diseases (J. Clendinning) xxi, 33
- observations on depositions of pus and lymph occurring in the, after injuries of different parts of the body (T. Rose) xiv, 251
- cases of secondary affections of the, after injuries of the extremities (J. M. Arnott) xv, 69
- After injuries of the head, 73; after labour, 99.
- summary of the morbid appearances observed in the, in the fatal cases of malignant cholera in the Seamen's Hospital Ship "Dreadnought" in 1837 (G. Budd and G. Buak) xxi, 160
- summary of the morbid appearances observed in the, in the post-mortem examinations of the insane in Bethlem Hospital (J. Webster) xxvi, 412; xxviii, 450; xxxii, 152
- on the enlargement of, which occurs in rickets (W. H. Dickinson) lii, 359
- VISION**, case of imperfection of, as to colours (W. Nicholl) vii, 472
- an analogous case (W. Nicholl) ix, 359
- two cases of loss of, from the effect of lead upon the system (J. Alderson) xxii, 82
- See *Eye*
- VIS NERVOSA**, remarks on, and on its distinct influence (M. Hall) xxiii, 122, 169
- VITAL ORGANS**, on the condition of the, as to their nutrition in certain chronic diseases (J. Clendinning) xxi, 33
- VOCAL CORDS**, seven cases of removal of morbid growths from one of, by aid of the laryngoscope (G. Johnson) li, 173
- VOLITION**, remarks on the interference of, with some of the phenomena of the reflex function (M. Hall) xxiii, 124
- withdrawal of, in sleep (W. F. Barlow) xxxiv, 172
- VOMITING**, remarks on, as a symptom of intestinal obstruction (B. Phillips) xxxi, 5
- persistent, in a case of facial paralysis succeeded by certain nervous disorders (E. Percival) iv, 21
- obstinate, in a case of carcinoma of the stomach and upper part of the duodenum, in which an attempt was made to prolong life by transfusion of blood (J. Blundell) x, 296

VOMITING (*continued*)

- observations on the power of creosote to arrest, when not dependent upon inflammation or structural disease of the organ (J. Elliotson) xix, 226
 case of laceration of the internal coat of the stomach and duodenum by (T. Chevalier) v, 98
 case of rupture of the stomach produced by, with observations (J. N. Weekes) xiv, 447

Reference to an analogous case, 452.

- case of chronic hiccup and vomiting, and discovery of oxalic acid in the blood (A. B. Garrod) xxxii, 171

VOSE, James, M.D.

- Case of hydrocephalus successfully treated by the removal of the water by operation ix, 854

WADE, Robert

- Case of exfoliation of the anterior arch of the atlas, xxxii, 65

WADE, Willoughby Francis

- On a case of aortic aneurism, with communication with the pulmonary artery, recognised during life by physical diagnosis xlv, 211

- WALCHEREN**, description of the Island of, and account of the sickness and mortality of the British army in, in 1809 (Sir G. Blane) iii, 1, 16
 air of, in general favorable to pulmonic complaints (Sir J. Macgrigor) vi, 445

- WALCHEREN FEVER**, incidental remarks on the treatment of, by mercurials (W. Fergusson) ii, 192
 facts and observations respecting (Sir G. Blane) iii, 1

WALL, Martin, M.D.

- Case of premature puberty in a female ii, 116

WALLACE, William

- History of a fungous eruption curable by mercury, but not of venereal origin xiii, 469
 On a peculiar inflammatory disease of the eye, and on its mode of treatment xiv, 286

WALLER, Augustus

- On changes in the distal portions of divided nerves (notice) (H. C. Bastian) 1, 506

WALSHE, W. H., M.D.

- Case of cyanosis depending upon transposition of the aorta and pulmonary artery xxv, 1

WALTON, H. Haynes

Pathological remarks on the kind of palpebral tumour usually called in England tarsal tumour xxxvii, 7

WARD, Nathaniel

Wound of the abdominal parietes, protrusion of omentum and transverse colon; division of the latter to four fifths of its circumference; recovery xxxix, 23 .

WAEDBOP, James

On the effects of evacuating the aqueous humour in inflammation of the eyes, and in some diseases of the cornea

iv, 145

History of a diseased metacarpal bone removed by an operation, with the description of an instrument for sawing off the extremities or portions of the long bones iv, 312

Account of some diseases of the toes and fingers, with observations on their treatment v, 129

Case where a seton was introduced between the fractured extremities of a femur which had not united in the usual manner, with observations on the methods which have been employed to produce reunion in fractured bones v, 358

On the laceration of the fibres of muscles, particularly of the external gastrocnemius vii, 278

Account of a case where a severe nervous affection came on after a punctured wound of the finger, and in which amputation was successfully performed viii, 246

Observations on one species of *nævus maternus*, with the case of an infant where the carotid artery was tied, ix, 199

Case of aneurism by anastomosis of the finger ix, 216

Account of the rheumatic inflammation of the eye, with observations on the treatment of the disease x, 1

Observations on a mode of performing operations on irritable patients, with a case where the practice was successfully employed x, 273

Case of a large *nævus maternus* on the head, cured by tying the carotid artery (by Dr. Arenat) xii, 208

Case of a wounded nerve of the thumb, followed by severe symptoms, which were relieved by a division of the nerve xii, 205


Case of carotid aneurism, successfully treated by tying the artery above the aneurismal tumour xiii, 217

WABE, James

On the *muscæ volitantes* of nervous persons v, 255

WARREN, John C., M.D.

Peculiar case of gelatiniform cancer, in which nearly all the organs of the body contained colloid tumours, with the appearances on dissection xxvii, 385









WARREN, John C., M.D. (continued)

History of a case of ligature of the left subclavian artery between the scalmi muscles, attended with some peculiar circumstances xxix, 25

WARREN, Mason, M.D.

On tracheotomy for the removal of foreign bodies impacted in the bronchi, referred to (J. G. Forbes) xxxiii, 6

WARTY GROWTH in the larynx (T. A. Barker) xxxviii, 226

WARTY TUMOURS in cicatrices, cases of (C. Hawkins) xix, 19

WATER, amount of, and of solids in the blood of the lymphatic and biliary stages of cholera (E. D. Thomson)

xxxiii, 72, 85

impregnated with lead, cases of paralysis from drinking (J. Alderson) xxii, 87

cases of colica pictonum treated by injections of warm water (J. Wilson) xxiv, 177

See also *Mineral Waters*

WATERS, A. T. H.

Researches on asphyxia, with observations on the effects of the hot bath on asphyxiated animals, and its use in suspended animation xlv, 135

— letter relative to ditto (Sir B. C. Brodie) xlv, 149

On a case of chylous urine xlvi, 209

On a remarkable case of lesion of the medulla oblongata xlvi, 115

WATSON, Thomas, M.D.

Remarks on intestinal obstructions, referred to (B. Phillips) xxxi, 33

WATT, Robert, M.D.

Cases of periodical jactitation or chorea v, 1

On the relative mortality of smallpox and measles, referred to (Sir G. Blane) iv, 145*

WAXY, lardaceous or amyloid deposit, on the nature of (W. H. Dickinson) 1, 89

WEATHER and **SEASON**, study of the influence of, upon public health, made upon 217,000 cases of sickness at institutions for the sick poor in Islington, 1857-65 (E. Ballard) 1, 189

— I. The influence of atmospheric temperature 1, 189-244

Relation of rises and falls of mean weekly temperature to general sickness, 192-236; supplementary conditions co-operating with or antagonising influence of temperature, 236; diagrams, 244.

WEATHER and SEASON (*continued*)

- II. Comparison of the influence of variation of temperature upon general sickness in the colder and warmer seasons of the year (E. Ballard) . . . li, 277-87

Rises of mean temperature, 279-88; falls of mean temperature, 284.

- III. The influence of daily range of atmospheric temperature (E. Ballard) . . . li, 289-98

Results of rises, 290; results of falls, 298.

table of the state of the, in Gibraltar, in 1811, 1812, and 1818 (J. D. A. Gilpin) . . . v, 339

See also *Season*

WEBER, Hermann, M.D.

Cases of cerebral affection caused by disease in the region of the nose and eyes . . . xliii, 177

A contribution to the pathology of the pons Varolii . . . xlv, 151

A contribution to the pathology of the crura cerebri . . . xlvi, 121

On delirium, or acute insanity, during the decline of acute diseases, especially the delirium of collapse . . . xlviii, 135

Remarks on chronic albuminuria originating during the convalescence from scarlet fever and other eruptive diseases . . . xlix, 199

On the treatment of phthisis by prolonged residence in elevated regions . . . lii, 225

WEBSTER, John, M.D.

Cases of measles occurring oftener than once in the same individuals . . . xxii, 245

Case of paralysis without loss of sensation, from disease of the cervical medulla . . . xxvi, 1

Statistics of Bethlem Hospital, with remarks on insanity . . . xxvi, 374

The pathology of mental diseases . . . xxviii, 427

Remarks on the causes and morbid anatomy of mental diseases . . . xxxii, 115

Brief notes of a visit to the Leper Hospital at Granada . . . xliii, 27

WEDL, C.

Effect of acetic acid on colloid cancer (notice) (S. W. Sibley) . . . xxxix, 284

WEEKES, J. N.

Case of rupture of the stomach produced by vomiting, with some observations . . . xiv, 447

WELBANK, Richard

- On sloughing phagedæna xi, 361
 Observations on the necessity and method of further investi-
 gating the distinctions between syphilis and other varieties
 of venereal disease xiii, 563

WELLS, T. Spencer

- On the radical cure of reducible inguinal hernia, by a new
 operation [Wutzer's], with cases and remarks xxvii, 75
 On the history and progress of ovariotomy in Great Britain,
 with observations founded on personal experience of the
 operation in fifty cases xlvi, 33
 Account of a patient upon whom ovariotomy was performed
 twice xlv, 161
 Second series of fifty cases of ovariotomy, with remarks on
 the selection of cases for the operation xlviii, 215
 Case in which ovariotomy was twice successfully performed
 on the same patient l, 1
 Third and fourth series of fifty cases of ovariotomy, with re-
 marks on the situation and length of the incision required
 in this operation l, 543
 A third series of one hundred cases of ovariotomy, with re-
 marks on tapping ovarian cysts lii, 197

WENZEL, Jos. and Carl

- On the weight of the brain, referred to (J. Sims) ix, 351

WEST, Charles, M.D.

- Case of external and internal cephalhæmatoma, complicated
 with fracture of the right parietal bone, in a new-born in-
 fant xxviii, 397
 Case in which the Cæsarean section was performed (death),
 with remarks on the peculiar sources of danger in the
 operation xxxiv, 61

*WEST INDIES, observations on the mercurial plan of treat-
 ment in the remitting fevers of the (W. Fergusson, M.D.)*
 ii, 181

- inquiry into the origin and nature of the yellow fever in the,
 with official documents relating to the subject (W. Fer-
 gusson, M.D.) viii, 108

Postscript, 580.

- history of the progress and inquiry into the causes of the
 yellow fever in the Island of Antigua in 1816 (A. Mus-
 grave) ix, 98

WHEELWRIGHT, Thomas

Case of hernia ventriculi from external violence, wherein the diaphragm was lacerated without fracture of the ribs
vi, 374

WHITE, Anthony, M.B.

Historical account of Philip Howorth, a boy in whom signs of puberty commenced at an early age i, 278
Observations on the surgical treatment of the *nævus maternus* with ligature xiii, 444

WHITEHEAD, James

On the acidity of the mucus of the vagina (notice) (Tyler Smith) xxxv, 387-8

WIBLIN, John

Account of a remarkable case of scrotal elephantiasis, in which the tumour was removed xlvi, 1

WICKHAM, William

Case of aneurism of the *arteria innominata*, in which the carotid and subclavian arteries were tied xxiii, 405

WIGHT, Robert

Narcotic and sedative treatment of a serious abdominal lesion (N. Ward) xxxix, 29

WILLIAMS, Charles J. B., M.D.

On the physical signs of partial aneurism of the heart, communicated in Mr. Thurnam's paper on aneurism of the heart xxi, 241
Case of deficient hair and teeth, referred to (J. Thurnam) xxxi, 82

WILLIAMSON, Joseph, M.D.

History and post-mortem appearances of the patient affected with disease of the first and second cervical vertebræ, described by Mr. James Paget xxxii, 177

WILSON, Erasmus

Account of a horn developed from the human skin, with observations on the pathology of certain disorders of the sebaceous glands xxvii, 52
On the classification, structure, and development of the *echinococcus hominis*, showing reasons for regarding it as a species of *cysticercus* xxviii, 21

WILSON, James

Description of two muscles surrounding the membranous part of the urethra i, 175

WILSON, James Arthur, M.D.

- An account of two cases of aneurism of the superior mesenteric artery, in one of which jaundice was induced by pressure of the sac xxiv, 221
 Case of extensive disease of the pancreas xxv, 42
 Account of an unusually large biliary calculus voided from the rectum xxvi, 80
 Account of certain cases of acute disease in the throat and larynx, one of which was cured by tracheotomy xxvii, 184

WILSON, John, M.D.

- Nervous affections peculiar to young women, causing contraction of the muscles of the extremities, &c. xxi, 107
 Results of poisoning by sulphuric acid xxi, 272
 Colica pictonum treated with warm water xxiv, 177
 Cases of laryngitis relieved by operation xxv, 60
 Peculiar symptoms affecting an entire family, and terminating in death xxv, 74

WILSON, Thomas

- Case of cyanache laryngea, with remarks v, 156

WINDSOE, John

- Observations on inversion of the uterus, with a case of successful extirpation of that organ x, 358
 Sequel of a case of extirpation of the uterus xxxviii, 219

WISE, —, M.D.

- On a morbid condition of the veins in elephantiasis, referred to (G. Southam) xxx, 78

*WITCHCRAFT, notices of the number of trials and executions for that imaginary crime in 1646 (Sir G. Blane) iv, 106 imaginary case of, referred to (R. Watt) v, 20**WOMEN, calculations respecting the period of parturition in (S. Merriman), xiii, 388; note to the foregoing 640*

DISEASES of, see *Uterus, &c.*

WOOD, John

- On some effects of inflammation of the membranous lining of the larynx, with suggestions relative to the operation of bronchotomy, and incidental remarks on spasm and wounds of the throat xvii, 188
 On a new method of operating for the radical cure of hernia xliiii, 71

WOOD, John (continued)

- Case of extreme deformity of the neck and forearm from the cicatrices of a burn, cured by extension, excision and transplantation of skin xlvi, 149
- On fission and extroversion of the bladder with epispadias, with the results of eight cases treated by plastic operations lii, 85

WOOD, Kinder

- History of a very fatal affection of the pudendum of female children vii, 84
- History of a case of chorea sancti viti, occurring in an adult, and cured in an unusual manner vii, 237
- History of a case of Cæsarean operation vii, 264
- Some observations on the cure of hydrocele of the tunica vaginalis testis, without procuring an obliteration of the sac ix, 38

WOODD, Charles

- Two cases of *asphyxia idiopathica*, appended to M. Chevalier's paper on sudden death i, 165

WORMALD, Thomas

- Account of a dislocation of the hip backwards and downwards, referred to (B. Quain) xxxi, 342

WORMS, on the use of oil of turpentine in tænia (J. R. Fenwick)

- ii, 24
- cases showing the coincidence of worms in the intestines with hæmoptysis (N. Rumsey) ix, 389
- Remarks on the anthelmintic power of oil of turpentine, 402; observations on the destructive power of fevers to worms, 404.
- case of a woman who voided a large number of worms by the urethra, with a description of the animals (W. Lawrence) ii, 385
- notice of a case in which the larvæ of an insect were discharged in the urine (W. Henry) x, 142
- case of a girl who voided from the urethra a number of entozootic worms, with an account of the animals (T. B. Curling) xxii, 274

WORMWOOD, OIL of, case of poisoning by (William Smith)

xlvi, 23

WORTHINGTON, W. O.

- A case of stricture of the trachea xxv, 220
- Case of fistulous communication between the intestinum ileum and urinary bladder, simulating stone in the bladder xxvii, 462

WORTHINGTON, W. C. (continued)

Case in which a large pouch was formed in the œsophagus, in connection with contraction of the canal . . . xxx, 199

WOUND of the ABDOMEN, from the bite of a shark, case of (— Kennedy) . . . ix, 240

of ABDOMINAL parietes, protrusion of omentum and transverse colon, &c. (N. Ward) . . . xxxix, 28

of the peroneal ARTERY, successfully treated by ligature (G. J. Guthrie) . . . vii, 325

of the posterior tibial artery, and ligature in the upper third of its course (J. M. Arnott) . . . xxix, 43

of the BACK, with lodgment of the blade of a knife in the muscles of the, for thirty years (F. Bush) . . . ii, 108

of the BRAIN and its membranes, observations on (Sir B. Brodie) . . . xiv, 359

Treatment, 413.

of the FACE, for which the carotid artery was tied with success (C. Collier) . . . vii, 107

punctured, of the FINGER, followed by a severe nervous affection, for which amputation was successfully performed (J. Wardrop) . . . viii, 246

of the thumb, followed by severe symptoms, which were relieved by division of the nerve (J. Wardrop) . . . xii, 205

of a FŒTUS, within the uterus, with partial reparation before birth, case of (J. D. Jones) . . . xxxii, 59

of the HEAD, contused, followed by trismus, case of (J. Harkness) . . . ii, 286

— succeeded by disease in the brain, case of (A. C. Hutchison) . . . iv, 190

— severe, with lodgment of the breech pin of a gun, case of (— Rogers) . . . xiii, 288

— remarks on the foregoing case (F. Tyrrell) . . . xiii, 290

bayonet wound of the HEART, case of (J. Featherston) . . . ii, 58

case of removal of a portion of LUNG which protruded through a wound (W. Forde) . . . xx, 378

penetrating, of the NECK, for which the common carotid artery was tied with success, case of (F. Le Gros Clark) . . . xxx, 15

case in which a piece of iron was found in the THORAX, where it had remained for fourteen years (D. G. Arnot) . . . xiii, 281

incidental remarks on wounds of the THROAT, with cases (J. Wood) . . . xvii, 139, 195

GUNSHOT, report of the state of the wounded on board the "Leander," in the action before Algiers (D. Quarrier) . . . viii, 1

WOUND, GUNSHOT (*continued*)

- case of, and subsequent extraction of a bullet from the
BLADDER (E. M. Macpherson) xxxiii, 197
- notices of similar cases (J. Dixon) xxxiii, 198, *et seq.*
- of the JOINTS, observations on the treatment of, with
cases and tables showing the general results in a large
number of instances (B. Alcock) xxiii, 243, 257, *et seq.*
- of the shoulder-joint, where the head and parts of the
humerus were successfully removed (W. R. Morel)
vii, 161
- of the LEG, with wound of the peroneal artery, success-
fully treated by ligature (G. J. Guthrie) vii, 325
- of the TIBIA, with fracture, in which a seton was success-
fully employed in promoting a cure (J. Boggie) vii, 333
- of the extremities, osteo-myelitis consequent on, and
treatment of stumps so affected after amputation (T. Long-
more) xlviii, 43

WOUNDED, report of the state of the, on board the "Leander,"
in the action before Algiers (D. Quarrier) viii, 1

WRIGHT, J. D.

Case of popliteal aneurism, in which the femoral artery was
tied after the sac had burst xxxii, 167

WRIST, contracted, case of, successfully treated (— Hodgson)

- iv, 297
- cases of contractions of the, from burns, treated by the
removal of the cicatrices (H. Earle) vii, 406, *et seq.*
- results of gunshot fractures involving the (B. Alcock)
xxiii, 260, *et seq.*

WÜTZER'S operation for radical cure of reducible hernia (notice)

- (J. Wood) xliiii, 72
- for inguinal hernia (T. Spencer Wells) xxxvii, 75

YELLOLY, John, M.D.

A case of tumour in the brain, with remarks on the propaga-
tion of nervous influence i, 188

Note to the foregoing, 292.

- History of a case of anæsthesia iii, 90
- Observations on the vascular appearance in the human
stomach which is frequently mistaken for inflammation of
that organ iv, 374
- Particulars of a case in which a very large calculus was re-
moved from the urethra of a female without operation, with
examples of analogous cases vi, 574

YELLOLY, John, M.D. (continued)

Case of preternatural growth in the lining membrane covering the trunks of the vessels proceeding from the arch of the aorta xii, 245

Observations on the statement made by Dr. Douglas of Cheselden's improved lateral operation of lithotomy xv, 339

Observations on vascular appearances of mucous and serous membranes, as indicative of inflammation xx, 1

YELLOW FEVER, on some points of the pathology of (C. Pennell) xxxvi, 245

fibrinous clots in the heart in (C. Pennell) xxxvi, 246-50

an inquiry into the origin and nature of the, as it appeared in 1815 in the West Indies (W. Fergusson, M.D.) viii, 108

Postscript to the foregoing, 580.

• history of the progress and inquiry into the causes of, as it appeared in the Island of Antigua in 1816 (A. Musgrave) ix, 93

supposed contagion of, negatived (W. Fergusson, M.D.) viii, 115

— ditto (A. Musgrave) ix, 109

incidental remarks on, and treatment of, by mercury (W. Fergusson, M.D.) ii, 193

YOUNG, George William


Case of a fœtus found in the abdomen of a boy i, 286

ZEALAND, tables exhibiting the sickness and mortality of the army in the islands of, in 1809, with observations on Walcheren fever, &c. (Sir G. Blane) iii, 11

ZINC, chloride of, case of fatal poisoning by Sir William Burnett's fluid (H. Letheby) xxxiii, 283

Results of experiments on its chemical properties, 286; physiological properties, 287; reference to two cases of poisoning by, 292.

482-)
23⁰⁰
Black.



1942
MAY 10
3

