

The Rural Science Series

EDITED BY L. H. BAILEY

MILK AND ITS PRODUCTS

The  Co.

Rural (The)
Science
Series

MILK AND ITS PRODUCTS

A TREATISE UPON THE NATURE AND QUALITIES OF
DAIRY MILK AND THE MANUFACTURE
OF BUTTER AND CHEESE

BY ✓

HENRY H. WING

ASSISTANT PROFESSOR OF DAIRY HUSBANDRY
IN THE CORNELL UNIVERSITY



20830-c²-1

New York

THE MACMILLAN COMPANY

LONDON: MACMILLAN & CO., LTD.

1897

All rights reserved

COPYRIGHT, 1897
By HENRY H. WING

SF251
W77

Mount Pleasant Printery
J. Horace McFarland Company
Harrisburg, Pa.

A-5 1917/18

To My Father

AS A SLIGHT TRIBUTE TO THE CAREFUL TRAINING AND
WISE AND SYMPATHETIC COUNSEL THAT
SERVED TO INSTIL IN THREE FARM BOYS A LOVE FOR ALL
THAT PERTAINS TO FARM LIFE

This little work is affectionately inscribed



PREFACE.

THE revolution in dairy practice brought about by the introduction of the centrifugal cream separator and the Babcock test for fat and by a more definite knowledge regarding the various fermentations that so greatly influence milk and the manufacture of its products, has seemed to demand the publication of a small handbook that shall give to the dairyman, and particularly to the dairy student, in simple, concise form, the principles underlying modern dairy practice. In attempting to meet this demand, I have had largely in view the needs of my own students, while still keeping in mind the general dairy reader.

In the collation of the information, where so many points are still unsettled, it is of course difficult in all cases to distinguish fact from conjecture. The aim has been at all times to give the present state of knowledge as supported by the weight of evidence and the opinions of those whose authority is highest. In how far this has been successful time alone can tell. It would be

too much to hope that every conclusion will stand the test of further investigation and experience.

Dairy practice in the United States owes much to the investigations of the Agricultural Experiment Stations. Of the results of their labor free use has been made in various ways, and in many cases without specific mention at the particular place. Without wishing to make distinctions, particular acknowledgment is here rendered to the reports and bulletins of the Stations in Maine, New Hampshire, Vermont, Connecticut (Storrs), Canada, New York (State), New York (Cornell), New Jersey, Pennsylvania, Illinois, Iowa, Wisconsin and Minnesota. For those who wish to make more extended investigations, a bibliography is added in the Appendix, giving references to many bulletins.

Thanks are due to D. H. Burrell & Co., the Vermont Farm Machine Co., the DeLaval Separator Co., the Star Milk Cooler Co., the Champion Milk Cooler Co., J. F. Hodgkin, and F. B. Fargo & Co., for the use of electrotypes.

Acknowledgment is also due my colleagues, Messrs. Cavanaugh, Durand, Hall and VanWagenen, for valuable assistance, and to Professor L. H. Bailey for much friendly counsel and many useful suggestions.

HENRY H. WING.

CONTENTS.

CHAPTER I.

SECRETION OF MILK.

Milk defined — Mammary glands — Udder — Internal structure of udder and teats — Ultimate follicle — Secretion of milk — Incentives to secretion — Amount and duration of flow — Effect of succeeding pregnancy — Incomplete removal of milk — Regularity and frequency of milking — Control of animal over secretion.

Pages 1-15

CHAPTER II.

COMPOSITION OF MILK.

Milk constituents — Colostrum — Specific gravity — The fats — The volatile fats — The non-volatile fats — The albuminoids — The sugar — The ash — Other constituents — Variations in quality of milk.

Pages 16-32

CHAPTER III.

THE TESTING OF MILK.

Gravimetric analysis — History of milk tests — Cream gauges — Specific gravity — Lactometers — Churn tests — Lactobutyrrometer — Pioscope — Lactoscope — Soxhlet's method — Lactocrite — Fjord's control apparatus — Milk tests in the United States — Short's method — Method of Failyer and Willard —

Parsons' method — Iowa Station test — Cochran's method — Babcock test — Beimling test — Gerber's method — Butyrometer — Details of Babcock test — The centrifugal machine — The glassware — Sampling the milk — Composite sampling — Making the test — The acid — Whirling — Reading — Cleaning the glassware.

Pages 33-63

CHAPTER IV.

THE FERMENTS AND FERMENTATIONS OF MILK AND THEIR CONTROL.

Tendency to undergo change — Germs of fermentation — Bacteria — Presence of bacteria in milk — Kinds of bacteria in milk — Fermentations of milk — Relation of milk bacteria to the human system — Lactic fermentations — Fermentations affecting the albuminoids — Butyric fermentations — Control of fermentations — Prevention of infection — Holding at low temperatures — Destruction of germs in milk — Pasteurization — Selection of milk for pasteurization.

Pages 64-80

CHAPTER V.

MARKET MILK.

Milk for consumption — Cleanliness — Treatment after drawing — Aération — Delivery — Quality of milk for consumption — Control of milk supply.

Pages 81-90

CHAPTER VI.

SEPARATION OF CREAM.

Gravity creaming — Shallow-pan creaming — Deep setting system — Centrifugal separation — Conditions affecting completeness of separation — Conditions affecting the relative amount of skimmed milk and cream — Contrivances in the bowl to

increase the efficiency of separation—Mechanical conditions affecting separation—Efficiency of separation in centrifugal machines—Desirable and undesirable features of a separator.

Pages 92-120

CHAPTER VII.

THE RIPENING OF CREAM.

Means of producing lactic acid—Temperature of ripening—Amount of acid necessary—Acid tests—Determination of lactic acid in milk and cream—Further effects of ripening—Churning cream of different degrees of ripeness—Bad effects of over-ripening.

Pages 121-133

CHAPTER VIII.

CHURNING.

Viscosity of the milk—Ripeness of cream—Temperature—Nature of agitation—Quality of the globules of fat—End of churning—Difficult churning.

Pages 134-143

CHAPTER IX.

FINISHING AND MARKETING BUTTER.

Washing the butter—Working—Salting—Brine salting—Packing and marketing—Composition and quality of butter.

Pages 144-156

CHAPTER X.

MILK FOR CHEESE MAKING.

Theory of cheese making—Quality of milk for cheese making—Loss of fat—Cooling—Aeration—Ripening—Rennet tests—Degree of ripeness necessary—Starters—Rennet—Removal of whey.

Pages 157-172

CHAPTER XI.

CHEDDAR CHEESE MAKING.

Setting — Cutting — Heating — Cheddaring — Grinding — Salting —
Curing — Difficulties likely to occur in cheddar cheese mak-
ing — Qualities of cheese.

Pages 173-190

CHAPTER XII.

VARIETIES OF CHEESE.

Home-trade or stirred-curd cheese — Sage cheese — Young Amer-
ica — Pineapple — Truckle — American Neufchatel — Phila-
delphia cream cheese — Limburger — Imitation Swiss — Pre-
pared cheese — English cheese — Stilton — Emmenthaler or
Swiss — Edam — Gouda — Roquefort — Brie — Camembert —
Gorgonzola — Parmesan.

Pages 191-203

CHAPTER XIII.

BY-PRODUCTS OF THE DAIRY.

Skimmed milk, buttermilk and whey — Milk sugar — Dutch
cheese — Whey cheese — Cheese food — Wheyn.

Pages 204-208

CHAPTER XIV.

BUTTER AND CHEESE FACTORIES.

Location of creameries — Arrangement of building — Construc-
tion — Cheese factories — Combined butter and cheese fac-
tories — Farm dairy buildings.

Pages 209-220

CHAPTER XV.

STATISTICS AND ECONOMICS OF THE DAIRY INDUSTRY.

Increase in dairy production — Development of the factory sys-
tem — Condensed milk — Dairy legislation — Dairy markets.

Pages 221-230

APPENDIX.

- A. Useful rules and tests. Pages 231-236
- B. Metric system of weights and measures. Pages 237-238
- C. Legal standards for milk in the various states — The oleomargarine law — The filled-cheese law — The New York state dairy law. Pages 239-258
- D. References to Agricultural Experiment Station reports and bulletins. Pages 259-267

INDEX.

Pages 269-280



MILK AND ITS PRODUCTS.

CHAPTER I.

THE SECRETION OF MILK.

THE females of all animals that suckle their young (class Mammalia) secrete for this purpose a special fluid which is known as milk. It is an opaque yellowish white fluid, with a slight alkaline reaction and a faintly sweetish taste. It consists of an emulsion of fats in a watery solution of alkaline salts, casein and sugar. It is secreted in two special glands situated without the body cavity on either side of the median line, and known as the mammary glands or mammæ.

Mammary glands.—While, strictly speaking, there are but two glands, each gland may be divided into two or more lobes, each having a separate opening; thus, while there are ordinarily but two simple glands in the ewe, mare and goat, in the cow there are four or six, in the cat and bitch six to ten, and in the sow ten to fourteen. In animals having multiple glands, the mammæ occupy nearly the whole of the lower part of the chest and abdomen. In other animals the glands are confined either to the chest or abdomen. In many animals each gland

or lobe is furnished with a single opening connecting with a single duct, in others several ducts open independently upon the surface of a single nipple or teat. The mammary gland is a true organ of secretion in the sense that its product (milk) contains substances not before existing in the blood, that are formed during the process of secretion in the gland itself. In the cow the mammary glands are located on the posterior portion of the abdomen between the hind legs, and each gland is made up of two lobes or quarters, each having a single outlet furnished with a single duct, though there are often one and sometimes two rudimentary ducts upon the rear quarters, and which are occasionally developed to such an extent that milk may be drawn from them in small quantities. The whole organ is spoken of as the udder, and the ducts as teats. While the mammary gland is essentially a female organ, it is present in a rudimentary condition in the males of all mammals, and in exceptional cases in man and in the lower animals the organs of males have developed to such a degree as to secrete milk.

The cow's udder.—The udder is enclosed in a fold of skin, which is here thinner and softer than upon other parts of the body, and is supported by a band of fibrous tissue that springs from the median line of the body and extends through the whole substance of the gland. It varies very much in size and shape in different animals and in the same animal at different times. Its size is not always an indication of the secreting powers of an animal, since the num-

ber of true secreting follicles does not necessarily bear any relation to the apparent size. The udder in a good cow should be large and well developed; it should occupy the whole space between the hind legs, extending well up between the thighs and well forward upon the belly. It should be held firmly against the wall of the abdomen. It should be level or nearly so on the bottom, and the four quarters should be as nearly as possible equally developed and each furnished with a cylindrical perpendicular teat of moderate length. The whole organ should diminish rapidly in size as the milk is withdrawn. The hair upon the udder should be fairly abundant, fine and soft, and abundantly supplied with a brownish dandruff.

The substance of the udder is composed of the fibrous band, already mentioned, connective tissue, fatty tissue, milk ducts or canals, true secreting cells (acini, ultimate follicles, alveoli), veins, arteries, nerves and lymphatics, the whole making up a reddish gray mass of spongy texture.

The udder varies very much, in different individuals, in size and shape as well as in internal structure and secreting capacity. In some animals the amount of connective and fatty tissue is much larger than in others. Such udders are said to be "fleshy," and while usually of large size and good shape, are deficient in true secreting capacity. They are firm to the touch, particularly when empty, and do not markedly diminish in size when the milk is withdrawn. It is generally supposed that such

udders are more subject to inflammations and inflammatory diseases than those with less fatty tissue. In many cows, particularly while young, the fibrous net-work that supports the udder is held firmly up to the under side of the abdomen. If in connection with this the udder has comparatively little connective and fatty tissue, the animal will have an udder apparently small, but with large capacity for secretion. In old cows, particularly those that have been large milkers, the fibrous bands often become largely relaxed, so that the udder falls nearly to the ground, and appears to be of enormous size.

Internal structure of the udder and teats.—The teat is simply a canal surrounded by muscular walls and closed at either extremity by an involuntary sphincter muscle. These muscles, particularly the lower ones, vary much in rigidity in different animals. Often they are so lax that the pressure of a small amount of milk in the canal is sufficient to open them, and the animal leaks her milk. In other animals, it requires a strong effort of the hand to draw the milk. Where the animal milks unduly hard, the rigidity may be overcome by keeping a smooth wooden plug of sufficient size to moderately dilate the opening in the end of the teat till the muscle relaxes sufficiently to permit easy drawing of the milk, or the muscle may be partially divided with the knife in the hands of a skilful operator. At the top of the teat, or bottom of the udder, there is a small cavity known

as the milk cistern, serving to hold the milk after its secretion until it is drawn. It is of varying capacity, though it seldom holds more than half a pint. From the milk cisterns a system of canals or so-called milk ducts extends to all portions of the udder. These ducts are larger near their opening into the milk cistern, and diminish in size as they rise through the udder. They branch and anastomose freely in all directions, and finally end in a group of small sac-like bodies, the ultimate follicles. The system of milk ducts arising from each teat is practically distinct, though there is more or less communication between the smaller ducts in the upper portions of the two quarters on the same side of the animal. This renders it possible to draw a part of the milk secreted in the hind quarter from the forward teat on the same side, and vice versa. There is no communication between the ducts on opposite sides of the animal. At the junctions of the larger ducts there are greater or smaller enlargements, forming small cavities or milk reservoirs, which serve the same purpose as the reservoirs at the top of the teat. The branching points of all the ducts, large and small, are guarded by sphincter muscles. These muscles are connected with the abdominal muscles of the animal, and she is able to more or less completely close them at will, and so "hold up" her milk. It requires a strong effort on the part of the animal to completely close the larger ducts in the lower part of

the udder; a comparatively slight effort is all that is necessary to close the smaller vessels. Animals vary greatly both in the control they possess over these muscles and in their disposition to use it. Very few can completely close the larger ducts, and very many rarely exercise whatever power they do possess. Sudden fright, the presence of strange persons or animals in the stable, any irregularity in the time or manner of feeding or milking, and slight feverish conditions, particularly sexual heat, are the most common provocatives to holding up milk. There are very many cows that contract the habit of holding up the milk upon the slightest provocation, and if the habit is once formed it is almost impossible to cure it, and the result is that the usefulness of the animal as a milk producer is largely destroyed, for the retention of the milk in the udder interferes greatly with the activity of secretion, and in a short time permanently lessens it.

The ultimate follicles.—The milk ducts, after branching and anastomosing in all directions, finally end in a group of small sac-like bodies known as acini, or ultimate follicles. It is in these small bodies that the secretion of the milk takes place. They are about 1-30th of an inch in diameter, and are found in groups of three to five, with a common outlet at the end of each branching duct. In form and appearance they present marked changes according to the condition of the animal. During active lactation they are found in their highest development. When lactation ceases, the

smaller ducts become much retracted, and the follicles shrink in size and finally become rudimentary, or even entirely disappear, until under the stimulus of a succeeding pregnancy, the whole gland renews its activity, and the ducts and follicles regain their former size and appearance. New ducts and follicles may also be formed up to about the fifth or sixth year, and the power of the animal to secrete milk be thereby increased. Surrounding the follicles, and intimately attached to them, are capillary blood vessels, both veins and arteries, and through the cells of the membranes making up the walls of all these vessels the fluids of the blood freely pass into the cavity of the follicles by means of osmosis, or transudation. The cavity of the follicle is lined with epithelial cells, that during lactation are filled with protoplasm, and are capable of rapid multiplication, growth, and degeneration, at the same time that the cell contents are undergoing rapid and extensive changes.

The secretion of milk.—The milk is formed from the blood, partly by the transudation of the blood serum directly into the cavity of the milk follicle, and partly by a transformation of the contents of the epithelial cells lining the cavity of the follicle, which at this time are especially active. The water passes directly from the capillaries into the milk follicles and ducts, carrying with it the mineral constituents in solution and a part of the albumin of the blood serum; but by far the larger

part of the albumin is in some way changed during its passage from the capillaries, and appears in the cavity of the follicle as the casein of the milk.

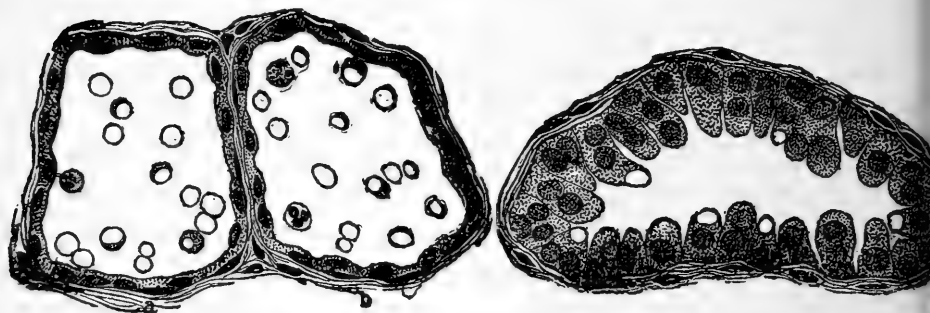


Fig. 1. Section through alveoli of the mammary gland of the dog in first and second stages of secretion. From Meade Smith, after Heidenhain.

When milk is being secreted, the lining cells of the follicle are in a state of constant activity. New cells are constantly being formed by budding or fission (the cell elongates, a partition forms across it, and the two halves so divided enlarge to the size of the mother cell, and there are two cells where but one existed before), and older cells are as constantly breaking down. While this is going on, the cell contents, consisting mainly of protoplasm, become changed into a globule of fat, and the globules so formed are either extruded through the cell wall into the cavity of the follicle, or set free by the breaking down and reabsorption of the cell wall. In all probability both processes take place. Small portions of the fat may also be carried over directly from the blood and appear in the milk without change. The milk sugar is probably formed

through a chemical change in the contents of these lining cells, since but minute quantities of sugar are found in the blood.

Incentives to secretion.—Maternity is the prime incentive to the secretion of milk. While there is a distinct increase in the development of the mammæ upon attaining puberty, it is not until pregnancy is well advanced that the organ attains anywhere near its full development, or that there is any activity in the true secreting cells. In the virgin animal, and up to within a short time of parturition, the cavities and ducts of the udder contain a watery saline fluid, but true milk does not appear until a short time before, and in some cases not until after, parturition. The immediate stimulus to the production of milk is the turning of the blood that went to nourish the foetus from the arteries of the uterus to the arteries of the udder. The pressure of blood in the vessels of the udder stimulates the secreting cells to great activity, and the cells, hitherto dormant, begin to multiply rapidly. When this activity is first set up, the various processes of secretion are more or less incomplete, so that the milk first secreted is very different in character from that secreted afterwards, and is known as colostrum. The colostrum contains in the first place considerably less water than normal milk; in the second place, the transformation of albumin into casein is only partial, so that colostrum contains large amounts of albumin; and finally, when secretion of milk begins, the cells of the follicle multiply more rapidly than

they can be reabsorbed, and portions of partially broken down cells break away from the walls of the follicle and appear in the colostrum. Gradually the colostrum takes on the character of normal milk, and in the course of four or five days the change is complete. Other characteristics of colostrum are discussed in detail in the next chapter.

While maternity is the prime cause of secretion, it is not the only means of stimulation to the activity of the udder, nor is it a necessary prerequisite to the secretion of milk. The regular removal of the saline fluid in the gland of the virgin animal, or even the stimulation of the organ by the friction of the hand or the suckling of a calf, may be sufficient to cause the secretion of milk of normal character in considerable quantities. In the same way and under the same exciting causes, other glands of the body, notably the lymphatics in the arm pits and the rudimentary mammæ of males, have been known to secrete a fluid resembling milk in all essential characteristics.

Amount and duration of flow.—With wild animals in a state of nature, the milk is secreted only in amount sufficient for the needs of the young animal, and only until the young is sufficiently developed to secure its food independently of the mother. Under the influence of domestication the cow has been brought to increase her flow of milk many fold, and the time during which it is secreted has been lengthened until it is almost, and indeed is, in some cases quite continuous. A dis-

cussion of the agencies by means of which this most important result has been brought about would open up the whole question of the selection, breeding and training of cows, as well as everything pertaining to the science of foods and feeding, which is not here possible. There are, however, some physiological conditions affecting the secretion of milk that may be mentioned.

Milk is secreted from the blood. The amount of milk secreted will, therefore, depend upon the amount of blood passing through the udder, and this, in turn, will depend upon the number and size of the blood vessels, not only in the udder itself, but leading to it and away from it, the vigor of the circulation, the supply of food to the animal, and her capacity to eat, digest and assimilate it and turn it into blood. From or shortly after parturition, there is a constant tendency of the blood vessels in the udder to shrink in size, and consequently a constantly diminishing flow of milk. When the period of lactation advances at the same time that the pastures are growing more scanty and less succulent, this diminution is fairly regular and constant, especially after from three to five months of the period of lactation have passed. This tendency to shrinkage in the size of the blood vessels of the udder may be held in check in great measure by an abundant supply of nutritious food, particularly if it is of a succulent character, and it is not at all uncommon to find cows secreting milk in regular amount, or "holding out," for eight

or ten months. But in this respect the individuality of the animal plays an important part, so that wide variations are seen in different individuals under the same conditions of food and care. After a shrinkage in the flow has once taken place, it is extremely difficult to again increase it by increased food until after another calving.

Effect of succeeding pregnancy.—The effect of the animal again becoming pregnant is to decrease the flow of milk. The cause of this decrease seems, in many cases, to be two-fold: First, a sympathetic effect, following immediately upon conception, and secondly, a shrinkage due to a turning away of a part of the blood from the udder to nourish the growing foetus. This shrinkage does not become marked until the fourth or fifth month of pregnancy. In this respect, as in their power to "hold out," individual animals show the widest variation. With very many the effect of becoming again pregnant is so slight as to be scarcely noticeable; with others it is so great as to materially interfere with the usefulness of the animal.

Incomplete removal of milk.—One of the most important means of checking the secretion of milk lies in the incomplete removal of milk already secreted. We have already seen that the removal of the saline fluid from the ducts of the inactive gland is an efficient stimulus to secretion. So, too, the presence of milk in the ducts acts as a check to further secretion. Further than that, it not only checks secretion but is an actual irritant, suffi-

cient in many instances to give rise to inflammations of a serious character. Clean milking is one of the most important aids in keeping up and prolonging the flow of milk.

Regularity and frequency of milking.—While the process of milk secretion is a continuous one, it is not entirely uniform. There is reason to believe that the secretion is considerably more rapid while the operation of milking is going on, and that a considerable portion of the whole amount is then secreted. On the other hand, the distension of the milk ducts and reservoirs by milk already secreted acts as more or less of a check upon the activity of the follicles, and so lessens the rapidity of secretion. While for these reasons it would be inferred that frequent milking would lead to increased secretion, the limits of such increased secretion are moderate, and beyond a certain point no increased flow of milk is secured by increasing the frequency of the milking periods. In all cases where the udder becomes unduly distended with milk between periods, an increased flow will be secured by milking oftener. The common practice is to milk twice in the twenty-four hours, and the nearer the time can be divided into equal periods the more uniform will be the secretion. Where more frequent milking is practiced the same principle will hold. Not only is regularity in the period from morning to night of importance, but regularity in the time of milking from day to day is equally so. A difference of an hour in the time of milking will frequently make a difference of 10 per cent in the

amount secreted, and where these irregularities are frequent, will soon result in a considerably diminished flow. The amount of milk given is also considerably affected by the way in which the milk is drawn. In general, it may be said that rapid milking is conducive to a large flow. In any event, the milk should be drawn so that no discomfort is caused the animal, and in this respect there is great difference in milkers. A rapid, uniform stroke, with a firm touch on the teat, and a stroking motion to the lower part of the udder, gives the best results. Babcock has found that certain milkers uniformly get not only more but richer milk from the same cow.

Control of the animal over secretion.—The secretion of milk is involuntary. The animal can no more control it than it can control the respiration or the circulation of the blood. Yet there are numerous conditions of the animal that have a more or less direct effect upon the secretion of milk. These conditions have not only to do with the physical condition of the animal—as the supply of food, the circulation of the blood, extremes of temperature, etc.—but extend in large measure to the nervous organization and condition of the animal. We have already seen that the animal may by an exercise of will more or less completely control the withdrawal of milk already secreted; so, too, there are nervous conditions that have a great effect upon the actual secretion. Sudden fright, an unfamiliar milker or attendant, unusual excitement, sexual excitement, or the presence of an animal in heat in the herd, an

unusual amount of exercise, or any one of many other causes, may be sufficient to decrease the secretion of milk one-half in any one day. The effect of such disturbances is usually quickly overcome, but their frequent recurrence leads to a permanent diminution of the secretion. The nervous organization of the animal is a most important factor in determining the effect of these various disturbing influences. Many of the animals in which the powers of digestion, nutrition and secretion are most highly developed are possessed also of a highly developed and sensitive nervous system, and hence are easily affected by any disturbing condition. With all such animals it is of the utmost importance that every condition surrounding the animal should be as regular and uniform as possible. Other animals of equal capacity show a remarkably quiet and phlegmatic nervous temperament, and are consequently slightly or not at all affected by such disturbing influences. Such animals are of great value to the milk producer, for with the utmost care and regularity there are always disturbing influences beyond the control of the dairyman.

CHAPTER II.

COMPOSITION OF MILK.

THE constituents of milk are numerous and of diverse character, but may be easily classified into a few well marked groups as follows: (a) water, (b) fats, (c) substances containing nitrogen (albuminoids), (d) sugar, (e) ash. Excepting the water, they are collectively known as milk solids. The solids exist partly in solution, partly in semi-solution, and partly in suspension in the water. Milk from the various classes of animals has the same general constitution and properties, and varies only in the relative proportions of the various proximate constituents. Cow's milk is typical of all milks, and as it is the only milk used in processes of manufacture in the United States, all of our discussions have reference to it alone. In various other countries milk from the goat, ass, mare and ewe is considerably used, not only as food but for the manufacture of various products. Indeed the peculiarities of some of these is supposed to be largely due to their having been made from the milk of animals other than the cow. Koumiss, made from mare's milk in Arabia, and Roquefort cheese, made largely from ewe's milk, are noteworthy examples.

All of the milk constituents are more or less variable in quantity, and many of them vary widely; hence it is not possible to make a statement of the average percentage composition of milk that will give more than a general idea of its composition. The following are taken from recent authorities in the various countries:

	<i>American.</i> (<i>Babcock.</i>)	<i>English.</i> (<i>Oliver.</i>)	<i>German.</i> (<i>Fleischmann.</i>)	<i>French.</i> (<i>Cornevin.</i>)
Water	87.17	87.60	87.75	87.75
Fat	3.69	3.25	3.40	3.30
Casein	3.02	3.40	2.80	3.00
Albumin53	.45	.70	
Sugar	4.88	4.55	4.60	4.80
Ash71	.75	.75	.75
	<u>100.00</u>	<u>100.00</u>	<u>100.00</u>	<u>99.60</u>

The following, from Kœnig, shows the range of variation of the several constituents in nearly 800 analyses collected from all parts of the world:

	<i>Maximum.</i>	<i>Minimum.</i>
Water	90.69	80.32
Fat	6.47	1.67
Casein	4.23	1.79
Albumin	1.44	.25
Sugar	6.03	2.11
Ash	1.21	.35

While the range of variation shown above is considerable, some of the constituents, notably the fat, may show even greater ranges in milk secreted by normal, healthy cows. It is probable that the minimum of Kœnig is seldom exceeded, but as high as 10 per cent of fat has been found in the milk of single cows giving a very small quantity. Babcock states that no analysis showing more than 9

per cent of fat is recorded from any cow giving as much as 15 pounds of milk per day. Any analysis above 7 per cent is extremely rare, and should be regarded with suspicion unless well authenticated. The mixed milk of herds seldom falls below 3 per cent of fat and rarely rises above 5.5 per cent.

Colostrum.—The first milk secreted by the animal after parturition is quite distinct in composition and physical properties from that produced after the secretion has become well established. Such milk is called colostrum, and is ordinarily considered unfit for consumption or manufacture. Colostrum differs from common milk chiefly in its less proportion of water, in the much greater proportion of albumin and ash, and in the presence of small organized bodies known as colostrum corpuscles, which are probably debris of the cell structure of the gland. The percentage of albumin in colostrum is so great that it will cause the whole amount of milk to thicken upon boiling, and this is ordinarily considered a sufficient test for determining the suitability of the milk for consumption or manufacture. Within four or five days after calving, the milk loses its colostrum character and takes on its normal condition. This change is a gradual and progressive one, and is more or less dependent upon the physical condition of the animal. When the cow is feverish, or when there is local inflammation in the udder, the colostrum character of the milk is retained for a longer period than otherwise. The amount of coloring matter present is also considerably

greater in colostrum than in normal milk, and the percentage of fat varies very widely. Usually the percentage of fat is less in the colostrum than in the normal milk from the same cow, although occasions are not infrequent where more fat is found in the milk immediately after calving than at any other time in the whole period of lactation.

Specific gravity of milk.—Some of the solids of milk are heavier than water and some of them lighter, milk as a whole having a specific gravity somewhat greater than water. The variation in the specific gravity is considerable, the range usually given being from 1.029 to 1.035 at 60° F., the average being about 1.032. In general, the effect of an increase in the solids of the milk is to increase its specific gravity, though in milk extremely rich in fats (six per cent or above) the specific gravity is lessened. Formerly, more than at present, it was the custom to estimate the quality of the milk by determining its specific gravity, but as soon as it became known that the specific gravity depended not so much upon the amount as upon the character of the solids, a determination of the specific gravity became of little value. Unscrupulous dairymen soon learned that water could be added to milk and fat or cream taken from it in such proportions that the specific gravity would remain the same as that of normal milk.

The fats.—The fat of milk, or butter fat, as it is often called, is a mixture of a considerable number of separate and distinct fats, no less than six or

eight being normal to milk, and a considerable further number may be present under various conditions. The fats in milk are of two kinds, volatile and non-volatile. To the former class belong the various normal essential oils that give to milk and butter their characteristic odors and flavors, and in addition to these normal fats there may be a large number of volatile oils that are present in the food of the cow, and that impart to the milk the characteristic flavors of such foods.

The volatile fats.—The volatile fats make up only a small part of the total milk fat; in general, somewhat less than eight per cent of the whole. The chief normal volatile fats are butyrim, caprim, caproin, caprilin and rutin. Of these, butyrim is in much the largest proportion and of much the greatest importance. It is the chief volatile fat of milk and butter, and to it are due in large part the characteristic flavors and aromas of milk and butter. Butyrim readily decomposes, forming butyric acid, which is the chief element in the rancid or "frowy" taste that butter acquires upon long standing.

The volatile fats that are derived directly from the food may give either desirable or undesirable flavors to the milk. Thus we esteem the characteristic flavors due to the grasses, clover and like fodder; on the other hand, the stronger flavors of garlic, onions, turnips, cabbage, etc., give to the milk an undesirable character.

The presence of these undesirable flavors in milk is often a source of a good deal of annoyance, but

with proper precautions the bad results coming from them may be greatly lessened, and in many cases entirely obviated. Since all of these flavoring oils are volatile, they easily pass through all the tissues of the animal, and in a comparatively short time pass off through the various excretory channels. We shall find them present in the greatest amount not only in the milk, but in all the tissues of the animal, during the time that the fodder containing them is undergoing digestion, and by the time the digestion is completed the volatile products will have almost entirely passed away. If, therefore, sufficient care is taken to so time the feeding and milking that the milk shall be drawn not less than ten or twelve hours after the undesirable fodder has been eaten, there will be slight danger of contamination of the milk by it. Whereas, if milking occurs within three or four hours after feeding, the milk will be strongly impregnated with the undesirable flavor. Taking advantage of this, and feeding cows immediately before or immediately after milking, dairymen are often enabled to feed large quantities of turnips, and even onions, without danger of contamination of the milk. The presence of wild garlic and wild onions in pastures is a source of bad flavor in the milk in a considerable portion of the country. Where this is the case it is, of course, more difficult to overcome the bad flavor, but by allowing the cows to pasture for a comparatively short time only immediately after milking, and keeping them up and giving them some dry food for three or four hours

before milking, there will be a great deal less annoyance from this source.

The non-volatile fats.—The non-volatile fats make up about 92 per cent of the whole amount of fat, and consist almost entirely of three fats, known as olein, palmitin and stearin. They are glycerides of the corresponding fatty acids, oleic, palmitic and stearic, and differ from one another chiefly in their hardness or melting point. Olein is liquid at ordinary temperatures; stearin and palmitin are solid, their melting points being about as follows: Olein, 41° F.; palmitin, 140° F.; stearin, 150° F. The mixture of the whole, as we find them in ordinary butter, melts at from 92° to 96° F. The proportion of olein varies from 30 to 50 per cent, the palmitin making up a large part of the remainder, the stearin not rising above 3 or 4 per cent in most instances. The following table will give an idea of the ordinary proportions and distribution of the various fats.

Olein	42.2
Stearin and palmitin, together	50.
Butyrin	7.7
Caproin, caprilin, myristin, rutin, etc.1
	<hr/>
	100.0

It is asserted that the coloring matter of the fat is most intimately associated with the palmitin. The fat exists in the milk in the form of an emulsion of extremely small globules, varying in size from $\frac{1}{1500}$ to $\frac{1}{2500}$ of an inch in diameter. These globules are not surrounded by pellicles, or so-

called skins, as was formerly thought, but maintain their form by reason of the surface tension of the liquid fat, and also to some extent because of a layer of more or less condensed casein that immediately surrounds them. The permanency of the emulsion is further increased by the viscous nature of the milk serum, due to the presence of sugar and other solids in solution.

The albuminoids.—The casein is the chief albuminoid of milk, although there is always present a small amount of albumin, and, according to some authorities, of fibrin. Casein is of prime importance in the manufacture of cheese, and it is the chief constituent that goes to form tissue when milk is used as a food.

There is a good deal of doubt as to the form in which the casein exists. Formerly it was supposed that the casein is in solution. This idea was brought about by the fact that it is impossible to filter the casein from the milk, even though it is passed through several thicknesses of fine paper. Later, though, it was found that when milk is passed through a fine porcelain filter a certain part is removed, and it was then supposed that there were two forms of casein, one of which was in solution and the other in suspension in very fine particles of a colloidal or gummy character. Still later investigations have shown that in all probability a large part of the casein is in this extremely fine colloidal state. When milk is subjected to the action of weak organic or mineral acids, to

rennet or to certain vegetable substances, the casein is precipitated in a flocculent mass. Casein is not acted upon by heat. The albumin of the milk is in all respects similar to blood albumin. It is rendered insoluble by a heat of about 180° F., but it is not acted upon by weak acids or rennet, and in this way it is chiefly distinguished from the casein. The fibrin of milk, if present, is in extremely minute quantities. It is supposed to be the same as blood fibrin, and coagulates upon exposure to the air, but is never present in sufficient quantity to form a clot, as in the case of blood. Its coagulation is hindered by a reduction of temperature, and it has been supposed that when it does coagulate it forms a sort of network of threads through the mass of milk.

The sugar.—Milk sugar, otherwise called lactose, exists in solution in the milk serum. It has the same chemical composition as cane sugar: that is, $C_{12}H_{22}O_{11} + H_2O$. It crystallizes with considerable difficulty, and has very much less sweetening power than ordinary sugar. Under the influence of various ferments it readily undergoes decomposition, each molecule of sugar breaking up into four molecules of lactic acid. This change begins in the milk almost immediately after it is drawn, and continues until about .8 of 1 per cent of lactic acid is formed. The presence of lactic acid in this amount acts as a check upon the growth of the ferments, and prevents the further formation of lactic acid, unless the acid is neutralized with an

alkali, when the fermentation proceeds as before. Milk sugar does not readily undergo alcoholic fermentation, but by the action of yeast and some other ferments the lactose is "inverted," or changed to dextrose and a peculiar substance known as galactose, and these readily change to alcohol under the influence of the proper ferments.

The ash.—The ash is the smallest and least variable constituent of the milk. It is composed chiefly of the phosphates of lime and potash, the chlorides of potash and soda, with small amounts of phosphate of iron and magnesia. Most of the salts are in solution. It seems probable that at least a part of the phosphate of lime is, ordinarily in insoluble form, suspended in the milk in very fine particles in connection with the casein. The chloride of potash is largely in excess of the chloride of soda. This is exactly opposite to the proportions of these two salts in the blood.

Other constituents.—Besides the constituents enumerated above, several other compounds are more or less normally present in milk in minute quantities.

A small amount of citric acid is said to be a normal constituent of milk.

A peculiar substance called lactochrome is also a normal constituent of milk, and gives to it its characteristic color. This has been already mentioned in connection with the palmitin. The amount of lactochrome present varies under many conditions, notably the breed of the animal and the

character of the food. Whatever other conditions may prevail, the milk is always of a higher color where the animals are fed on fresh green forage. This has led to the idea that the color of the milk is in some way connected with the condition of the chlorophyl or green coloring matter of the plant. Careno* has suggested that as the chlorophyl undergoes a change when the plant is dried, the digestive organs of the animal will have a different effect upon it, and so account for the difference in color in the milk.

An albuminoid called lactoprotein has also been described in milk.

Urea to the extent of .001 of 1 per cent may also be regarded as a normal constituent of milk.

Variations in quality of milk. — We have already seen that the amount of milk secreted may vary greatly under the influence of a large number of varying conditions. So, too, we find that there are a large number of conditions that affect the quality of the milk, meaning thereby the relative proportion of the various constituents, and particularly the proportion of fat to other constituents. Some of these changes are regular and progressive during the period of lactation. Others are due to definite causes, and still others occur from time to time to which we have as yet been unable to ascribe any definite cause. After about the third

*Milch Zeitung, vol. xxiv. 387.

or fourth week of lactation the percentage of fat in the milk remains nearly constant until the seventh or eighth month, or until the quantity of milk begins to rapidly diminish; but while the percentage of fat does not markedly change, the character of the fat undergoes several marked and characteristic changes. The butter globules are largest in size early in the period of lactation, and constantly diminish as lactation progresses, at the same time that they increase in number, so that the total amount of fat is not greatly changed. Early in the period of lactation there is a larger proportion of olein. In some cases it may amount to 50 per cent of the total fat. As the lactation progresses the proportion of olein decreases and stearin and palmitin increase, until the proportion of olein may fall as low as 20 per cent. This change is more marked when the animal changes from fresh to dry food, as the period of lactation progresses. The hardening of the fat and the shrinking in the size of the globules are also more marked when the animal again becomes pregnant. In the case of cows that are milked for a prolonged period, as sometimes happens with farrow and spayed cows, the milk often becomes abnormally rich, not only in fat, but in casein; and in such cases the fat is usually made up of very minute globules.

It is usually observed that milks drawn at night and morning differ quite widely in the percentage of fat. This is not because there is any difference in the milk secreted by night or by day,

although when cows lie still there is a larger percentage of water and a correspondingly less percentage of solids in the milk. The difference in the milk drawn at morning and evening is due to the unequal time that elapses between the periods. In general the milk is richest in fat that is drawn after the shortest period, and this has been shown to be the case where cows have been milked three or four and even five times per day. It is, however, not an invariable rule that the milk is richest succeeding the shortest period. Not infrequently it has been found that the milk is richer after the longer period. In a series of observations made by the writer upon 12 cows, extending over 221 days, in 72 cases the percentage of fat was greater in the morning; in 114 cases it was greater in the evening, and in 35 cases there was a difference of .1 of 1 per cent or less between the morning and the evening milk. In this instance the period from evening to morning was about two hours longer. The amount of variation that may occur between the morning and evening milk is often very considerable. In the great majority of cases it is not more than .5 of 1 per cent, but variations so great as 2 or 2.5 per cent between the milk of one morning and that of the preceding or following evening have frequently been noticed. It is probable that a part of this variation may be explained by the action of the lymphatics of the udder in reabsorbing a part of the fat when the milk remains for a long time in the vessels of the udder.

There is also a considerable variation in the milk from day to day. This is usually not so great as between the morning and evening milking, but it not infrequently amounts to 1 per cent. Such daily variations may be ascribed to changes in the climate or other environment of the cows,—the effect of storms, the effect of change of food, the effect of slight indispositions, etc.; but there are numerous conditions not usually or readily recognized by the owner that affect the composition of the milk. It has been noted in many instances that the normal effect of a slight febrile condition of the animal is to largely increase the percentage of fat and albumin. If the febrile condition continues, and particularly if it grows more severe, the fat then falls as quickly as it had risen, and to a correspondingly lower point.

The variation in the percentage of fat in the milk first and last drawn is very great. The first milk drawn is much the poorer in fat. Differences so wide as 1 and 10 per cent of fat in the first and last few pints have not infrequently been noticed. This is due in large measure to the fact that the larger globules of fat, being of nearly the same size as the smaller milk ducts, pass along these vessels less readily than the more fluid portions of the milk, and are only drawn out with the last milk drawn. The milk first drawn has been in the milk cisterns and larger vessels for a considerable period of time, and so has been subject to the reabsorptive action of the

lymphatics for a longer time, which also would tend to make it poorer in fat.

The food also has a considerable influence upon the quality of the milk, although the quantity of the milk is more easily affected by changes in the amount and character of the food than is quality. In fact, with cows kept under favorable conditions, with an abundant supply of food, it is hardly possible to increase the proportion of fat to other solids by a change in the food. On the other hand, while the amount of the various constituents of the milk is not easily affected by the food, the quality of the constituents themselves may be considerably influenced, notably in the case of the fat. Certain foods have a marked influence upon the character of the milk fat. Thus linseed meal, gluten meal and certain other foods make a soft, oily fat, while cotton seed meal, the seeds of the various legumes and wheat bran make a hard fat. Constituents other than the fat are not so readily affected in this way.

Of the constituents of milk, the ash and the sugar are the least variable, the fat and albumin the most variable, while the casein usually bears a nearly constant ratio to the fat. The percentage of water also varies considerably. The causes of the variation of the fat have already been noticed. The proportion of albumin is very largely influenced by the physical condition of the cow, and it has been shown, notably by Van Slyke (see Chapter X.), that with what may be called normal

milk,—that is, milk containing from 3 to 4.5 per cent of fat,—the proportion of casein rises or falls in almost exact ratio with the fat, but when the fat rises above this point the casein does not follow in the same proportion.

The percentage of fat in the milk is also affected by the age of the cow. During the first and second periods of lactation the young cow usually gives milk poorer in fat than when she is mature. During the years of greatest vigor the percentage of fat is fairly uniform. In cows of advanced age it may sometimes again fall to a low point. The breed of the cow also influences very largely the percentage of fat in the milk. Cows of certain breeds normally give milk much richer in fat than others. The variation due to breed includes not only the amount of fat, and the color and melting point of the fat, but the size of the milk globules. In some breeds the milk globules are uniformly large, in others extremely small, and in still others both large and small globules are found.

While there is a distinct difference in the quality of the milk of the different breeds, the different individuals in the breed also vary largely in the quality of the milk. The difference in the percentage of fat in milk from different cows of the same breed is quite as great as the average differences between the breeds; that is to say, the difference between the highest and lowest percentage of fat in the milk of different individuals of

the same breed is as great as the difference between the average percentage of fat in the breeds giving the richest and poorest milk.

The variations due to the breed of the animal extend, of course, in some measure to the butter made from the milk. This is particularly true of the color and hardness of the fat. But while these differences are sufficient in amount to be characteristic, they scarcely affect the quality of the butter as a whole. While some partisans may contend that the butter made by their favorite breed is of superior quality, it would be well nigh impossible, in any given case, by an examination of the butter, to say from what breed of cows it had been made. Butter of the very best quality in texture, color and flavor may be made from the milk of any breed of cows.

CHAPTER III.

THE TESTING OF MILK.

MILK is so variable in composition, and so easily adulterated, that it frequently becomes of great importance to be able to ascertain with a fair degree of accuracy the composition of any given sample.

HISTORY OF MILK TESTS.

Gravimetric analysis.—The most accurate way to determine the composition of milk is by means of an exact chemical analysis. The constituents of milk which it is most frequently necessary to determine are the total solids and fat. The total solids are determined by drying an accurately weighed portion of the milk at the temperature of boiling water until it no longer loses weight. The residue is the total solids, and its weight, divided by the weight of the original amount taken, will give the percentage of total solids. The fats may then be determined by extracting the residue with anhydrous ether until nothing more is dissolved, and then evaporating the ether and weighing the resulting fat directly. Various forms of apparatus for making these determinations have been devised by vari-

ous chemists, a considerable number of which give very accurate results. Chief among these methods for determining fat and total solids are the Babcock asbestos method and the Adams paper-coil method. In order that these determinations may be made with accuracy, balances of extreme delicacy, and apparatus more or less complicated and requiring considerable skill in its manipulation, are necessary, so that for ordinary commercial purposes they are practically out of reach.

History of milk tests.—Although consumers of milk had felt for a long time the necessity of some means of protection against dishonest dealers, it was not until the development of the factory system of manufacturing cheese (1850) and butter (1870) that some means of easily determining the composition of milk, particularly as to fat content, became important to both producers and manufacturers. From that time on various methods have been devised, from the simple expedient of raising the cream in a small sample of milk in a graduated glass to apparatuses almost as complicated and difficult of manipulation as the gravimetric methods themselves.

Cream gauges.—The simplest and one of the earliest methods used to determine the quality of milk is to set a small portion of it under such conditions that the cream would be thoroughly thrown to the surface and easily measured. These were known as cream glasses, cream gauges, or creamometers, and to a certain extent served a useful pur-

pose; but it was soon found that the percentage of cream depends not so much upon the amount of fat present in the milk as upon the size of the globules and the conditions under which they are brought to the surface, and that the percentage of cream does not necessarily bear a constant relation to the percentage of fat.

Specific gravity.—The determination of the specific gravity was next brought into use as a means of determining the quality of milk. Inasmuch as milk is slightly heavier than water, and as water is the most common adulterant of milk, any addition of water to it would serve to lessen its specific gravity, and would easily be detected by a determination of the specific gravity. To determine the specific gravity of milk, various forms of specific gravity hydrometers, known as lactometers, have been devised. They were formerly very much more depended upon as a test of the quality of milk than at present, and though now we have learned that under certain conditions a simple specific gravity test may not only be inaccurate, but entirely misleading, still they are of considerable use for certain purposes and in connection with certain other instruments.

Lactometers.—In devising the lactometer, it was assumed that 1.029 was as low as the specific gravity of any unadulterated milk would ever fall; therefore a hydrometer was devised, the scale of which was graduated from 0 to 120, the 0 marking the point of pure water, or a specific gravity of 1.000, and 100 cor-

responding to the assumed least specific gravity of milk, or 1.029. If, then, in any given sample of milk the lactometer fell to 90, it would indicate the presence of 10 per cent of water; if it fell to 75, of 25 per cent of water, etc. This form of lactometer is now known as the common, ordinary or Board of Health lactometer. A second form of lactometer in common use was devised by Quevenne, and bears his name. The scale of this hydrometer is ordinarily graduated from 15 to 40, the 29 being coincident with 100 upon the ordinary lactometer and with

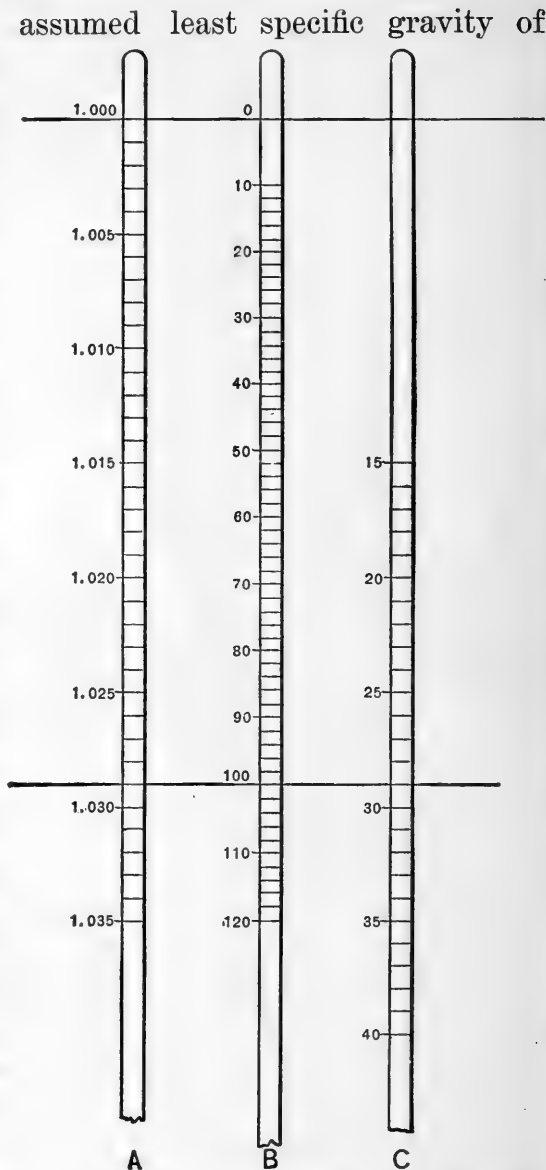


Fig. 2. Comparison of graduation on lactometer stems: A, hydrometer; B, ordinary lactometer; C, Quevenne lactometer.

a specific gravity of 1.029 upon the ordinary hydrometer. The accompanying sketch (see opposite page) shows the relative values of the degrees upon the ordinary hydrometer, the ordinary lactometer and the Quevenne lactometer. With the Quevenne lactometer the specific gravity of the milk can be at once read, a degree upon this scale being equivalent to one degree of specific gravity. Since 100 degrees upon the ordinary lactometer are equal to 29 degrees specific gravity, the specific gravity may be obtained by multiplying the ordinary lactometer reading by .29 and adding 1,000. Twenty-nine Quevenne degrees are also equivalent to 100 ordinary degrees, so that Quevenne readings may be changed to the ordinary readings by dividing by .29, and ordinary readings may be changed to Quevenne readings by multiplying by .29.

The relative density of milk varies with its temperature, so that a hydrometer is only correct at one given temperature. Most hydrometers are graduated for a temperature of 60° F., and the better forms have an attached thermometer; so that if the milk to be tested varies from this in either direction a correction must be made. As the density increases with a reduction of temperature and decreases with a rise of temperature, the correction must be subtracted if the temperature is too low, and added if the temperature is too high. The amount of such correction for the Quevenne lactometer is .1 of a lactometer degree for each degree of temperature, and for the ordinary lactometer one lactometer degree for each 3

degrees of temperature. In no event should the temperature of the milk to be tested be more than 10 degrees warmer or colder than the standard, and it is much better if the temperature does not vary from the standard more than 5 degrees in either direction.

The solids in milk are not all of the same specific gravity; some are heavier and some lighter than water. The fats are lighter, the other solids are all heavier. The specific gravity of the milk, then, depends not only upon the amount of solids present in the milk, but also upon their relative proportions. The specific gravity of milk may be affected by the addition of any substance to it or the abstraction of any of its constituents. Since some of the constituents of milk are lighter than water, their abstraction in whole or in part would be followed by an increase in density. It will be readily seen, then, that if a part of the fats are removed, the specific gravity of the skimmed or partly skimmed milk will be heavier than normal, and the addition of a certain amount of water or other substance lighter than the milk would only serve to bring the specific gravity back to the normal point. In this way, if it is done skilfully, water may be added to milk, and cream abstracted from it, without affecting the specific gravity as revealed by the lactometer, and a very inferior sample of milk might pass as perfectly normal if the lactometer alone were depended upon for its detection. Mainly for this reason the lactometer has been superseded by other and more accurate instruments.

Churn tests.—The first butter factories or creameries were managed upon what is known as the cream-gathering system: that is, the cream was raised and skimmed upon the farm, and it alone taken to the factory. It was soon found that the cream varied considerably in the percentage of fat that it contained, and, moreover, that a considerable amount of milk could be mixed with the cream without being detected by ordinary means. In other words, the managers of factories learned that cream as it came to them was even more variable in its percentage of fat than whole milk. In all of the earlier factories the cream was paid for simply by measure, and it became necessary to devise some means of making an equitable division among the different patrons, and of protecting the factory from loss. To do this, what was known as test churns were devised. At the time of gathering the cream, a small sample (a pint or quart) of each patron's cream was taken in a separate vessel. These were taken to the factory and churned separately in small tin cans, and the butter made up from each. The butter-producing power of the single pint or quart was taken as a measure of the butter value of the whole amount of that patron's cream, and the proceeds were apportioned accordingly. This method was much more just than a simple measure of the cream, but it was very cumbersome. It required delicate manipulation in order to make all of the little pats of butter of the same water content, and the small

amounts of butter so made were of inferior commercial quality, could not be mixed with the whole mass of butter, and entailed a considerable loss upon the creamery.

The oil-test churn was an outgrowth of this method, intended to remedy its defects, and was in a great measure successful. In operating the oil-test churn, the individual samples taken from each patron were very much smaller, and were taken in small glass tubes. These tubes were put in a frame and agitated until the fat was drawn together in a solid mass; the tubes were then immersed in water sufficiently warmed to melt the fat, and when so melted the fat would float upon the surface of the liquid in the tube. The tubes were allowed to become cool, were then a second time agitated to churn any particles of fat that had escaped the first churning, and the fat remelted; it then appeared in the form of a clear layer of liquid upon the top of the contents of the tube, and could be readily measured. The proportion of melted fat so obtained was taken as a measure of the butter value of the cream of which it was a sample. This test was generally used in cream-gathering factories, and was a very fair measure of the butter value of the cream. There was always a portion of the fat remaining unchurned, but in cream it was a small percentage. In milk, however, it was a much larger proportion, and the oil-test churn was never successfully used for determining fat in milk.

Inventions for testing milk.—Several instruments of European invention have been described for the quick determination of the fat in milk. Some of them make volumetric determinations of the fat or cream; others depend simply upon the opacity of the milk. One or two are in common use in Germany and Denmark, but, though most of them have been introduced in the United States, none have come into general use. The more important of these are the following:

Marchand's lactobutyrometer.—This is an instrument for quickly determining, volumetrically, the fat in milk. A measured sample of milk is introduced into a long glass tube graduated at the upper end. A certain amount of acetic acid is added and thoroughly mixed with the milk, after which ether is added to dissolve the fat, and with the aid of a small amount of heat the fat is collected into the upper graduated portion of the tube and read off volumetrically. The lactobutyrometer was introduced about 1877, and was used with more or less success for a time. In certain samples of milk it was found to be difficult to get a clear separation of the fat, and in certain other samples, notably the milk produced from various foods, it was found that the results could not be relied upon.

Heeren's pioscope.—This is a simple little instrument designed to test the quality of milk by means of its opacity. It consists of a hard rubber disc, in the center of which is a small depression,

and the surrounding circle painted in segments of varying shades to represent cream, very rich milk, normal milk, poor milk, etc. A drop of the milk to be tested is placed in the central depression and covered with a glass plate, so that a layer of uniform thickness is always obtained. The opacity of this drop of milk upon the black background of rubber is then compared with a corresponding segment of the circle. In so far as the fat measures the opacity of the milk, this is a fairly reliable test; and, used in connection with a specific gravity lactometer, a person with some experience can readily detect suspected samples of milk, although, of course, it is not possible to estimate very closely the amount of adulteration or the quality of the milk. The pioscope has been used very generally and successfully by milk inspectors and those having the control of city milk supply.

Feser's lactoscope is another instrument designed to determine the quality of milk by opacity. It consists of a glass cylinder, in the center of which is fixed a white rod graduated with black lines. A certain amount of milk is put into the cylinder, and by its opacity renders the black lines upon the central standard invisible. Water is then added to the milk in measured quantity until the black lines can be seen, the amount of water so added indicating the quality of the milk. This instrument is more delicate than the pioscope, but it can not be so quickly and readily used. The results it gives are of very much the same nature and

value as those obtained by the use of the pioscope, consequently it has never been used to any great extent.

Soxhlet's method.—In testing milk by this method, the fat in a measured quantity of milk is dissolved in ether, the specific gravity of the ether solution determined, and from this the percentage of fat is calculated. The greater the specific gravity of the ether solution the greater the percentage of fat, and since the difference in the specific gravity of fat and ether is considerable, the addition of a small amount of fat will perceptibly affect the specific gravity, so that the determination is a very delicate one. The determination is made in a specially devised apparatus known as Soxhlet's Aërometer. It has been widely adopted in Germany, but not at all in the United States outside of chemical laboratories.

DeLaval lactocrite.—This is a machine devised by the inventor of the centrifugal separator to estimate the fat in milk volumetrically. The sample to be tested is put in a glass tube with an equal amount of concentrated acetic acid containing 5 per cent of concentrated sulphuric acid, and the mixture heated for a few minutes, after which it is whirled in a centrifugal machine until the fat is brought to the center. It is then read off volumetrically. The lactocrite gives a very close determination of the fat in milk, but it is necessary to have a separator frame in which to whirl the apparatus, which makes it somewhat expensive.

Fjord's control apparatus.—This apparatus, invented by the late Professor Fjord, of Denmark, estimates the fat by measuring the solidified cream. Glass tubes similar to those used in the oil-test churn are secured in a frame and a measured quantity of milk put in each. The frame holding the bottles is then whirled in a centrifugal separator frame till the cream is completely separated and brought together in a compact mass. This requires about forty-five minutes. The solid mass of cream is then measured with a scale and the fat estimated from it by means of a table constructed by the inventor. This apparatus is in very common use in Denmark, but has never been introduced into this country.

Development of milk tests in the United States.—Up to the year 1888, there had been no apparatus devised which would determine the fat in milk accurately, easily, cheaply and quickly. None of the methods described could in any sense supply the place of the gravimetric analysis, even for commercial purposes. The oil-test churn came the nearest to it, but that was of no use for milk, and at this time the separator creamery was beginning to supplant the gathered-cream factory, and the demand was constantly stronger for a means of determining the fat in milk. This year also marked the establishment of the national grant to Agricultural Experiment Stations in each of the states, and one of the first problems attacked by the chemists of these stations was to devise a quick method for the determination of fat in

milk. In the next two years no less than seven distinct methods were devised by chemists of Agricultural Experiment Stations for this purpose. All of them were much better than any that had hitherto been known, but one was so much in advance of any of the others that now it is practically the only method used for the quick determination of fat in milk. This is the method devised by Dr. S. M. Babcock, known as the Babcock test, and first published in July, 1890. The various tests, in the order of their publication, were as follows :

Short's method.—This method was invented by F. G. Short, at that time chemist of the Wisconsin Agricultural Experiment Station, and was first published in Bulletin No. 16 of the Wisconsin Agricultural Experiment Station for July, 1888. In brief, the method consisted in converting the fat in the milk into a soap by means of an alkali, and then dissolving the soap by an acid, setting free the fat. The process was rendered complete by boiling for several hours. The determination was made with a measured quantity of milk in a glass test bottle with a narrow graduated neck, into which the fat was raised at the end of the process and read off volumetrically. Considerably difficulty was often experienced in getting a clear separation of the fat from the contents of the tube. The long period of boiling was also an important drawback to the method.

The method of Failyer and Willard.—This method was devised by Professors Failyer and Willard, of

the Kansas Agricultural Experiment Station, and was published in the report of that station for 1888. In it the solids of milk were destroyed by hydrochloric acid and the fat partially separated by means of heat. The fat was then dissolved in gasoline, and, after evaporation of the gasoline, was measured in a graduated portion of the tube in which the operation was performed. It gave a clearer reading of the fat than Short's method, but required more delicate manipulation, particularly in heating the acid and milk together and in evaporating the gasoline. The time required was considerably less than with Short's method.

Parsons' method.—This method was devised by Professor C. L. Parsons, of the New Hampshire Agricultural Experiment Station, and published in the report of that station for 1888. This method made use of caustic soap and a solution of soap and alcohol to destroy the milk solids, after which the fat was dissolved in gasoline. A measured quantity of the gasoline solution of fat was then taken, the gasoline evaporated from it and the fat carefully dried. The free fat was then measured in a scale, and by means of a calculation, the percentage of fat determined. This method gave very good results in the hands of several different operators. It, perhaps, required a little more delicate manipulation than some of the others, and it was considerably more complicated than Short's method.

The Iowa Station test.—This test was invented by Professor George E. Patrick, the chemist of the Iowa

Agricultural Experiment Station, and published in Bulletin No. 8, February, 1890, of the Iowa Experiment Station. In this test the solids of the milk were destroyed by a mixture of acetic, sulphuric and hydrochloric acids, and the fat brought to the surface by boiling. The test was made in a flask with a narrow graduated neck. A measured quantity of milk was put in the flask, a sufficient amount of the acids added, and the whole boiled for ten or fifteen minutes. The Iowa Station test was a great improvement upon any that preceded it in point of simplicity, accuracy and length of time required.

Cochran's method.—This method was invented by C. B. Cochran, of the Pennsylvania State Board of Health, and published in the Journal of Analytical Chemistry, Vol. III., page 381. In this method the solids of the milk other than the fat were destroyed by the use of a mixture of acetic and sulphuric acids, aided by boiling. When the milk solids were thus completely disintegrated, the fat was brought to the surface by the aid of ether, and then the whole mass further boiled until the ether was all evaporated. The clear melted fat was then measured by transferring it to a vessel with a graduated neck. The Cochran method was simple in details, but required rather delicate manipulation in transferring the melted fat from one vessel to another. It, however, gave very good results in a comparatively short time.

The Babcock test.—This test was invented by Dr. S. M. Babcock, chemist of the Wisconsin Agri-

cultural Experiment Station, and published in Bulletin No. 24, July, 1890. In point of simplicity, accuracy, ease of manipulation and time required, this test is so much better than any that have preceded or followed it that it is now practically the only one in use. To destroy the solids other than the fat, Dr. Babcock makes use of a single reagent, commercial sulphuric acid, of a specific gravity of 1.82, and to separate the fat from the remaining contents of the test bottle centrifugal force is used, hot water being added to bring the contents of the flask up to the graduated part. The test is made in a small flask with a narrow graduated neck.

The Beimling test.—This method of testing milk was devised by Messrs. Leffman and Beam, and is sometimes known under their name, though the apparatus was patented by H. F. Beimling, and introduced under his name. The Beimling test was introduced in the year 1890, and was essentially like the Babcock test, the exception being that instead of a single reagent two were used, one ordinary commercial sulphuric acid, as in the Babcock test, and the other a mixture of amyl alcohol and commercial hydrochloric acid. Largely because of the greater inconvenience of using two reagents, the Beimling test has fallen into disuse.

Tests introduced since the Babcock test.—Two or three tests differing but slightly from the Babcock have been introduced since. One of these is known as Gerber's method, the invention of a German chemist. The form of the testing bottles differs

somewhat from that used by Dr. Babcock; less whirling is required, and the same reagents are used as in the case of the Beimling. The DeLaval




Fig. 3. Hand centrifugal for Babcock test.

Separator Company has also introduced an apparatus for testing milk which is known as the butyrometer. In this test a single reagent, sulphuric acid, is used to set free the fat. The form of the ap-

paratus is different from the Babcock test, a much higher speed of whirling is used, a smaller sample of milk is taken, and the fat is read in a solid instead of a liquid form.

DETAILS OF THE BABCOCK TEST.

The apparatus used in testing milk by the Babcock method consists of a centrifugal machine, three pieces of glassware and commercial sulphuric acid.

The centrifugal machine.—Many forms of centrifugal machines are in use, almost every manufacturer having his own particular style. It is essential that the centrifugal should be substantially made; that it should run smoothly and steadily, either loaded or empty, and that it should be capable of developing a speed of 900 revolutions per minute, with a wheel 20 inches in diameter. The centrifugals so made may be driven either by hand or steam power. In the hand-power machines, the motion is transmitted both by belts and by friction cogs; in the latter case it is essential that care be taken to prevent loss of motion through the friction cogs becoming worn.

In the centrifugals driven by steam turbines, or jets of steam delivered against the circumference of the revolving wheel, it is much better that the steam be applied at some little distance from the revolving bottles, otherwise too great a degree of heat may be developed in the machine. Those centrifugals are most satisfactory in which provision is made for the bottles to assume a perfectly hori-

zontal position when in motion and a perfectly perpendicular one when at rest.

The glassware.—The glassware consists of a flask



Fig. 4. Steam turbine centrifugal for Babcock test. (See opposite page.)

or test bottle in which the determination is made, a graduated pipette for measuring the milk, and a short graduated glass cylinder for measuring the

acid. The most essential feature of the glassware is that it should be accurately graduated. This in general can be secured by always procuring the glassware from a reliable manufacturer or dealer,




Fig. 5. Forms of Babcock test bottles ; *a*, ordinary bottle for whole milk ; *b*, bottle for skim milk, using double charge of milk ; *c*, Ohlsson, or "B. & W." double-necked bottle for skim milk ; *d*, *e*, bottles for testing cream ; *f*, bottle with detachable neck ; *g*, *h*, detachable necks for butter and cream.

though suspected glassware may be tested with comparatively little difficulty. The neck of the ordinary test bottle is graduated from 0 to 10, each division being subdivided into five parts. The graduation from 0 to 10 will contain a volume of melted

milk fat equivalent to 10 per cent of the weight of the milk taken. Each subdivision of the scale, therefore, represents .2 of 1 per cent. The capacity of the graduated portion of the neck is two cubic centimeters. The specific gravity of melted milk fat at a temperature of 120° F. is assumed to be .9. The two cubic centimeters will, therefore, weigh 1.8 grams, and in order that the percentage of fat read off shall be percentage by weight and not by measure, 18 grams of milk must be taken. But milk has an average specific gravity of 1.032, therefore 18 grams of milk will be contained in 17.44 cubic centimeters. Two cubic centimeters of melted milk fat is, therefore, 10 per cent by weight of 17.44 cubic centimeters of average milk. It has been found by trial that a pipette of the ordinary form graduated at 17.6 cubic centimeters will deliver slightly less than 17.5 cubic centimeters of milk. The graduation of the ordinary pipette should, therefore, be 17.6 cubic centimeters. A little less acid than milk is ordinarily required, and the acid measure is graduated at 17.5 cubic centimeters, though the amount of acid actually used may readily vary two or three cubic centimeters either way from this point.

The fat in the various products of milk may be as readily determined by means of this test as fat in the milk itself, and for these determinations various forms of special apparatus have been devised. (Fig 5.) For testing cream, bottles with a capacity greater than 10 per cent are in use. Of

these there are two forms. In one there is a bulb in the middle of the neck, and graduations above and below. Ordinarily the lower graduations have a capacity of 5 per cent, the bulb a capacity of 10 per cent, and the upper graduations a capacity of 10 per cent. The use of this form of bottle requires that when the fat is read off the bulb should always be completely full, and the upper and lower surfaces of the fat rest on the upper and lower graduations respectively. Another form of cream test bottle has a neck much wider than that used for ordinary milk testing. Bottles of this form have a capacity up to 35 per cent, or even more. The graduations are usually not closer than .5 of 1 per cent. This form does away with the awkwardness of the bulb in the center, but it is not possible to read the column of fat to so small a fraction, usually to not less than .5 of 1 per cent. For testing cream, particularly cream that is rich in fat, a special pipette is necessary. The specific gravity of cream containing 25 per cent of fat or over is nearly that of water, and in testing cream of this quality a pipette of 18 instead of 17.6 cubic centimeters capacity is used. For testing skim-milk, where it is desirable to read the small fractions of 1 per cent, two forms of bottles have been devised. In one, two pipettes full of milk are used, and the graduations have one-half the ordinary value; in the other form, the bottle has two necks, one of ordinary width for the introduction of the milk and acid, and the other an extremely narrow one, in which

the fat is measured. With this last it is possible to read easily to .05 of 1 per cent.

The fat in the solid milk products, as butter and cheese, may also be conveniently determined by the Babcock test. Since butter or cheese cannot be measured, it is necessary that the sample to be tested be weighed. Balances sensitive to .1 of a gram are sufficiently delicate. Either 18 grams of the substance may be weighed, in which case the percentage of fat is read directly from the bottle; or, what is more convenient, any amount from 4 to 8 grams may be taken. In the latter case, the observed reading of fat bears the same proportion to the percentage of fat in the substance taken that the weight of the sample taken bears to 18; and the percentage is found by multiplying the observed reading by 18 and dividing the result by the weight of the sample taken.

In testing butter and cheese, it is convenient to use the bottles with detachable necks. A little water should be added to the bottle before the acid is put in, to aid in the solution of cheese.

Calibration of glassware.—The correctness of the graduation of the glassware may be tested with more or less accuracy according to the means at hand. The bottles are all graduated on the assumption that the tubes are of uniform caliber. The 0 and 10 points are determined experimentally, and the intervening space equally divided into 50 divisions with a dividing engine. The spaces should, therefore, be of uniform size, and if the eye can detect

any variation in the size of the spaces such bottles should be discarded. Bottles inaccurate in this respect are seldom met with now. When the test was first introduced they were of frequent occurrence. Bottles may be readily tested with a pipette of 2 c. c.* capacity. Fill the bottle carefully with water to the 0 point, wipe out the neck carefully, and drop in exactly 2 c. c. of water. It should just fill the neck to the top of the graduation. If delicate balances are at hand, the bottle may be weighed full of distilled or clean rain water to the 0 point, and then again filled to the 10 point. The difference in weight should be exactly 2 grams. The calibration will be still more accurate if mercury instead of water is used; 2 c. c. of mercury may be measured out, or, what is still better, weighed. The specific gravity of mercury is 13.59; two c. c. will, therefore, weigh 27.18 grams. This weighed or measured quantity of mercury is introduced into a dry bottle, a close-fitting plug is then inserted into the neck of the bottle exactly to the top of the graduation, the bottle is then inverted; the mercury should exactly fill the graduated space. The same portion of mercury can then be used to test another bottle, and with care to have the bottles dry, and to see that all of the mercury is transferred each time, a large number of bottles can be easily and quickly calibrated.

The pipettes are best tested by weighing a pipette full of either water or mercury; the former

* Cubic centimeter. See metric system, in Appendix.

should weigh 17.6 grams, the latter 239 grams. Any bottle or pipette that varies more than 2 per cent from the standard should be discarded.

Sampling the milk.—The accuracy of the test depends wholly upon getting an accurate sample of the milk to be analyzed. A part of the fat so readily separates from the milk in the form of cream that milk cannot stand even for a short time without the upper layer becoming richer and the lower layers poorer in fat. Even in milk freshly drawn from the cow, that in the upper part of the pail will be considerably richer than that below. The first step, then, in sampling milk is that it should be evenly and thoroughly mixed. This is best brought about by pouring from one vessel to another: but if the milk has stood over night and a layer of tough cream formed, the particles of cream will not be thoroughly mixed by a single pouring from one vessel to another. In all such cases, the sampling must not be done until all visible portions of cream have disappeared in the mass of the milk. Various forms of sampling tubes or "milk thieves" have been devised for taking samples of milk. They serve the purpose fairly well, but are not to be depended upon in comparison with a thorough agitation of the milk.

Where the previous night's milk is carried to the factory, the agitation enroute and the stirring incident to pouring from the carrying can into the weigh can are ordinarily sufficient to cause a pretty complete mixture of the milk: but in cold weather

it will frequently be noticed that the cream is not thoroughly broken up. Under such conditions, extra precautions must be taken to secure perfect sampling.

Composite sampling.—In testing milk at factories, it is more convenient to take a sample every day, and make one test of the mixed samples at the end of a week, ten days or two weeks. In order to do this, it is necessary to provide a suitable receptacle for the milk of each patron. (Pint lightning-top fruit jars or milk bottles, or glass-stoppered sample bottles, are most convenient.) To these bottles is added each day a small portion of each patron's milk, together with some preservative for preventing the milk from souring. The preservatives in common use are bichromate of potash, corrosive sublimate, and milk preservaline. Caustic potash and soda may also be used. Neumann* claims to have had as good results with sodium nitrate as with bichromate of potash. Most of these substances are poisons, and render the milk unfit for use; the jar should, therefore, be plainly labeled. For many reasons the bichromate of potash is to be preferred. It gives a distinct color to the milk, and only a small quantity of it is necessary to prevent the milk from souring. Whatever preservative is employed should only be used in quantity sufficient to keep the milk from thickening. Of the bichromate of potash, an amount sufficient to color the milk a bright lemon yellow is all that is necessary. In taking

*Mileh Zeitung, vol. xxii. p. 526.

composite samples, an amount proportionate to the amount of milk delivered should be taken each day. This is conveniently done by the use of the Scovell Aliquot Milk Sampler, which, besides serving this purpose, gives the advantages of a milk thief in that it takes milk from all parts of the vessel. Where the milk varies only a few pounds from day to day, good results may be obtained by taking a uniform amount of milk for the sample each day, but where the variation in quantity is considerable, aliquot samplers are much to be preferred.

Making the test.—In preparing to make the test, the same care must be used that the sample shall be thoroughly mixed and perfectly uniform, that was taken in mixing the milk when the sample was drawn. In measuring the milk, the pipette should either be perfectly dry, or rinsed out with the milk to be tested immediately before measuring the assay. Where a large number of samples are to be tested, the latter is found to be the better practice. The greatest care should be taken that the milk is accurately measured. The lower end of the pipette should be placed about midway of the sample of milk and the pipette filled by gentle suction at the upper end. The milk should be drawn into the tube above the mark on the neck, and the end of the forefinger quickly placed over the end of the pipette, the pipette being steadied by the thumb and second and third fingers; holding it now on a level with the eye between the eye and the light, the pressure on the forefinger

should be gradually relaxed and the milk allowed to flow out of the lower end drop by drop until the upper edge of the milk rests exactly upon the graduated mark on the side of the pipette. The milk is then transferred to the test bottle, and this should always be done by placing the end of the pipette against the side of the neck of the bottle, relaxing the pressure of the forefinger gently at first, allowing the milk to flow down the side of the neck. If this is not done there is danger that the neck will become clogged, and a part of the milk be blown out by the escaping air. When all of the milk has flowed from the pipette, the last few drops should be gently blown into the neck of the test bottle. The utmost care must be taken that all of the milk is transferred from the pipette to the test bottle, and none allowed to escape.

The acid.—The next step is the addition of the acid. The acid should be put into the test bottle in such a way that it will rinse down any milk that has adhered to the sides of the neck, and pass between the milk and the glass in reaching the bottom of the bottle. As soon as the acid is added, the milk and acid should be shaken together with a gentle rotary motion until all of the curd is completely dissolved, care being taken that no particles of curd are thrown into the neck of the bottle. The amount of acid used should be about the same in volume as the milk, depending somewhat upon its strength. Ordinary commercial sulphuric acid with a specific gravity of 1.82 will require about

17.5 cubic centimeters to completely dissolve 17.6 cubic centimeters of milk. If the acid is too weak the curd will not be completely dissolved, and will appear as a curdy, flocculent precipitate mixed with the lower part of the column of fat. If the acid is too strong, some of the solids of the milk will be charred, and will appear as dark-colored, flocculent particles, either mixed with the fat or immediately under them, when the test is completed. Slight differences in the strength of the acid may be overcome by adding a little more or a little less, according as it is too weak or too strong, but satisfactory results cannot be depended upon unless the acid is of the right strength; viz., 1.82 sp. gr. Convenient hydrometers may be secured for a trifling amount, so that any one may be certain of the strength of his acid. The sulphuric acid should be kept tightly corked in a glass-stoppered bottle, because when exposed to the air, it takes up water rapidly, and soon becomes too weak. While it is not necessary that the sulphuric acid should be chemically pure, some of the cheaper grades of commercial acid often contain impurities that seriously affect the results, causing black specks to appear in the neck of the bottle. A reasonably pure commercial acid should always be used, and can be secured at a trifling cost above the impurer forms.

Whirling.—When the acid has been added and thoroughly mixed with all of the samples, they are put into the centrifugal machine and whirled steadily for five minutes. At the end of this time the ma-

chine is stopped, and the bottles are filled with warm water to the bottom of the neck. They are then whirled a second time for two minutes, when water is again added up to about the 8 per cent mark on the neck of the bottle, after which they are given a whirl for one minute. The bottles are then taken out and read as rapidly as possible.

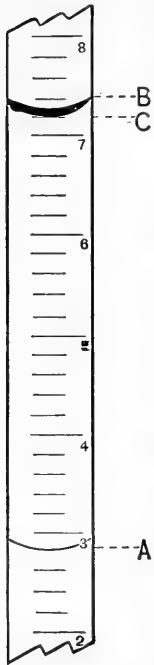


Fig. 6. Diagram of neck of Babcock test bottle; the reading should be made between the points *a-b*, not *a-c*.

Reading.—The reading should be taken at a temperature between 120° and 150° F., at which temperatures the fat will be completely fluid. The test should be made in a room at a temperature not less than 70 F., or if the room is much colder some means should be taken to prevent the bottles from becoming cool until all are read. Much skill and facility can be attained by practice in reading the bottles rapidly and accurately. In reading the bottles, the reading should be made as shown in the diagram, the lower reading

from the extreme lower curved surface (*a*, Fig. 6), and the upper reading from the extreme top of the column of fat, (*b*, not *c*, Fig. 6), the difference between the lower and upper reading giving the percentage of fat. The reason for reading in this way is that a small amount of residual fat is left mixed with the other fluids in the bottle. This is composed of the smaller globules of fat, and the amount is practically uniform, and has been

found to represent about the amount occupied by the curved surfaces in the neck of the bottle, due to the capillary attraction between the fat and the glass.

Cleaning the glassware.—Good results cannot be secured unless the glassware is kept clean and bright. This can easily be done with very little trouble. As soon as the bottles are read, and while they are still hot, the contents should be emptied out. The hot acid and water will carry out with it the larger part of the fat in the neck of the bottle. The emptied bottle should then be rinsed once in warm water and once in hot water containing some alkali, either washing soda or any of the various washing powders, and then rinsed with either warm or cold water until they are perfectly clean. With these precautions no difficulty will be experienced in keeping the bottles clean and bright.

By the use of the lactometer in connection with the percentage of fat, a close approximation to the percentage of total solids, or solids not fat, may be made. Numerous formulæ for this purpose have been devised. Their application is explained and illustrated in Part A of the Appendix.

CHAPTER IV.

THE FERMENTS AND FERMENTATIONS OF MILK, AND THEIR CONTROL.

MILK, when it is first drawn, is a limpid fluid with a slight odor, mildly sweetish taste, and faint alkaline reaction. In fact, milk often shows the amphoteric reaction; that is, it will give the acid reaction with blue litmus paper and the alkaline reaction with red. Almost immediately after it is drawn, milk begins to undergo a change, and within a short time will show a distinct acid reaction. The degree of acidity increases with the age of the milk. Soon changes begin in the other milk constituents, and in a comparatively short time, the decomposition is so great that the milk can no longer be used for food. The sugar is the first constituent of the milk to undergo change, afterwards the albuminoids are attacked, and lastly the fats. These changes are not due to any instability of the organic compounds in the milk, but to the effect of various vegetable germs that gain access to the milk after it is secreted, and, living and growing in the milk, bring about the changes mentioned. These changes are called fermentations, and the agents that bring them about ferments. Milk containing no germs of fermentation, or milk from

which they have all been removed, is said to be sterile. The germs found in milk belong to the lowest orders of the vegetable kingdom. Most of them are included in the bacteria, although many yeasts and moulds are frequently found in milk.

The bacteria.—The bacteria are extremely minute bodies consisting of a single cell filled with protoplasm. They are of three general forms,—spherical (coccus); rod-like or cylindrical (bacillus), and curved or wavy (spirillum). They reproduce by fission; that is, the cell elongates slightly in the direction of its longer axis, and a partition is formed across the cell transversely, and two individuals exist where there was but one before. These may break away and form separate bacteria, but often they are kept together in various ways. Many forms are endowed with motion, and all require a liquid or semi-liquid medium for growth and development, though many may exist for long periods of time in a dry condition. Like other plants, in order to grow and develop, the bacteria must have suitable food. They require for their sustenance carbon, hydrogen, oxygen and nitrogen, together with small amounts of mineral matters. Organic compounds are more available for food supply than simple inorganic salts. Substances like sugar and the various albuminous compounds are admirably suited for their food. In ordinary milk nearly all kinds of bacteria find an adequate and easily available food supply in a medium favorable to their growth, so that not only the forms of bacteria ordinarily found in milk,

but almost any others, will readily live and grow should they gain access to milk. Nearly all forms of bacteria are sensitive to conditions of temperature. The range of temperature in which they thrive the best and grow most rapidly is rather narrow, though there is a considerable range above or below, in which they will still grow and develop. The temperature at which any given germ will grow most rapidly is called the optimum temperature, and the optimum temperature varies widely with the various classes of organisms, though by far the larger number of bacteria find their optimum point between 75° to 100° F., and a higher temperature not only stops their growth, but if sufficiently high kills them outright. A temperature of 135° F. kills a large number of germs. Very few are able to live above a temperature of 180°, and none can withstand the temperature of boiling water, 212°, for more than a few minutes. If heat is accompanied by moisture it is much more effective, so that heat applied in the form of live steam is the best means of destroying the life of these germs. Under the influence of cold the germs become inactive, and some kinds are killed by a sufficient degree of cold, but very many kinds are able to withstand any degree of cold possible to be produced for long periods of time.

Under certain conditions bacteria are able to assume an inactive condition, or spore form. In doing this, the protoplasm shrinks into a hard, glistening mass, and contracts toward one end of the cell,

or the wall cell thickens and encloses the protoplasm. In the spore condition the bacteria are inactive, but are able to endure much greater extremes of heat, cold or moisture than when active. When the conditions of growth become again favorable, the spore again becomes active, or is said to germinate, and the vital processes are resumed.

Bacteria are widely distributed through nature. In fact, there are very few places where they may not be found. They are so light and small that they float readily in the atmosphere, particularly when accompanied by particles of dust. They are found in all rivers and streams, upon the surface of the earth, and upon all organic matter. In fact, they are universally distributed. By far the larger number are not only perfectly harmless but positively beneficial. They serve to transform dead organic matter into its original condition, and so act as scavengers. Others, like the milk ferments, bring about specific changes in some definite substances, while still others, a large class, are the specific causes of various diseases in men and animals.

Presence of bacteria in milk.—In ordinary milk, bacteria are always present in large numbers. These gain access to the milk from the atmosphere, from the bodies of the animal and the milker, through contact with the vessels into which the milk is drawn, and to some extent through the udder of the animal. The milk when secreted is sterile. So far as is known, no bacteria can pass through the digestive organs and blood vessels of the animal

and appear in the milk. If the udder is the seat of disease due to the growth of bacteria, such bacteria may find their way into the milk ducts and infect the milk. In one other way the animal may be said to be a source of infection with bacteria. The end of the teat of the animal is always more or less moist. Bacteria coming in contact with such surface, moistened with milk, find there not only food in proper form for their growth, but a temperature sufficient to make them active. They begin to multiply, and, working their way through the orifice of the teat, find milk in larger supply, and a temperature still more favorable for their growth. They increase and multiply, under such conditions, with remarkable rapidity, and so work their way upward through the milk cistern and into the larger milk ducts, so that the milk first drawn from the animal always contains a greater or less number of bacteria. For this reason it is not an easy matter to secure perfectly sterile milk direct from the cow, though with great care in disinfecting the udder and removing the larger part of the milk from it, perfectly sterile milk has been obtained.

Kinds of bacteria in milk.—Almost any of the known forms of bacteria may live and grow and occasionally be found in milk. Normally, however, comparatively few forms of bacteria are present. The greater part of these are forms which cause various changes in the constituents of milk, and are known as ferments, and the changes which they induce as fermentations. Beside these fermentations, there may

be found in the milk the bacteria of any germ disease with which the animal may be afflicted, or which may be carried into the milk through the atmosphere, the water used in cleansing utensils, or the persons of individuals suffering from the disease.

The fermentations of milk.—The normal fermentations to which milk is subject may be conveniently divided into three classes. First, those which feed upon and cause changes in the milk-sugar, known as lactic fermentations. Second, those that feed upon and cause changes in the albuminoids of the milk; these in turn are of two classes, peptogenic and putrefactive. Third, those which attack the fats, and are known as butyric fermentations. Besides these, which may be called normal fermentations, in that they will easily occur in any sample of milk if left to itself, there are a large number of other fermentations which may be called abnormal, from the fact that they occur only in isolated localities, or from time to time. These abnormal fermentations include one which causes the casein of milk to coagulate without the development of lactic acid, known as sweet curdling; another which causes a peculiarly ropy or slimy condition of certain constituents of milk; still another that results in the formation of an intensely bitter product in the milk; an alcoholic fermentation, and several fermentations which result in the production of various colors, collectively known as chromogenic fermentations. An illustration of this class is seen in the well-known “bloody bread,” which is caused by the growth of *Bacillus prodigiosus*.

This germ is occasionally found in milk, and imparts to it a red color which is easily confounded with the red color due to the presence of blood from a wounded udder. A single germ rarely occasions more than a single fermentation. Often two or more are combined in the fermentation, and in many cases there are a large number of different germs that bring about the same fermentation. This is notably true of the lactic and putrefactive fermentations. The effect of the various fermentations is such as to destroy the value of the milk as such, if they are allowed to proceed to any great length; but the manufacture of butter is greatly aided by many of these fermentations, and the presence of certain germs is absolutely indispensable to the manufacture of cheese.

Relation of milk bacteria to the human system.—By far the greater number of germs ordinarily found in milk are absolutely harmless, and may be taken into the human system in large numbers with perfect impunity, the germs of specific disease excepted, and with these latter it is the products formed from their growth rather than the germs themselves from which danger comes. There are probably no germs normally found in milk that may be classed as harmful. This is also true of a considerable number of fermentation products resulting from the growth of the germs in the milk. Many of these products give to the milk or its product an unpleasant taste or physical appearance, but are otherwise perfectly harmless. There are, however, certain germs which produce a fermentation which results in the forma-

tion of poisonous products. These products are the causes of the serious or even fatal results that follow the consumption of milk, cheese, ice-cream, or other products containing them. They are collectively known as ptomaines. To one in particular, that has frequently been found in cheese, the name tyrotoxicon (cheese-poison) has been given. They have been studied by Vaughn* and others, but their origin is still obscure. The germs producing these poisonous products are of comparatively infrequent occurrence.

In general, the various classes of fermentations do not readily take place at the same time. The active growth and development of one germ acts more or less as a retarding force upon the growth and development of other germs.

Lactic fermentations.—Under this group we include all of those germs which, living and growing in milk, feed upon the sugar, causing it to change to lactic acid. It was formerly supposed that the formation of lactic acid in the milk was entirely due to the action of a single germ, described by Hueppe, and called *Bacillus acidi-lactici*, or the lactic acid germ. It is now known that there are at least twenty different germs that may produce lactic acid, and in all probability there are many more. The lactic acid germs are the most common and most numerous germs found in milk, and ordinarily the lactic fermentations are the first to take place. They begin their opera-

* Vaughn-Novy. Ptomaines and Leucomaines, Philadelphia, 1896.

tions almost immediately after the milk is drawn, and continue until the maximum amount of lactic acid has been produced. In the lactic acid fermentations one molecule of milk-sugar ($C_{12}H_{22}O_{11} + H_2O$) breaks up into four molecules of lactic acid ($C_3H_6O_3$) without the formation of any secondary or by product. The presence of the lactic acid serves to coagulate the casein, so that curdling of the milk is always an accompaniment of the lactic fermentation after it has reached a certain stage. The presence of lactic acid is unfavorable to the growth of the ordinary germs of lactic fermentation, and when a certain amount of lactic acid has been formed (about .8 of 1 per cent of the whole milk), the further development of lactic acid ceases. In milk of ordinary quality, this occurs when about one-fourth of the milk-sugar has been changed to lactic acid. If the acid be neutralized with an alkali, the fermentation will then proceed until another portion of milk-sugar has been changed to lactic acid, showing that the lactic acid simply prevents the growth of the germs, and does not kill them. Lactic acid germs are most active at temperatures between 80° and 100° F.; at temperatures below 80° they gradually lose their activity, and below 50° little or no lactic acid will be formed. At these low temperatures they are simply inactive, not dead. At a temperature of 105° F., the lactic germs become inactive, and a large proportion of them are killed at a temperature from 135° to 140° F. In milk, lactic acid fermentation means simply souring, and it renders the milk unfit for use,

almost wholly because the taste is unpleasant to the ordinary palate. A large amount of lactic acid is, perhaps, injurious to young and delicate or weak digestive organs, but ordinarily is harmless. Lactic acid fermentations are extremely important in the processes of both butter and cheese manufacture, and their relations to these processes will be discussed in detail in the proper place.

Fermentations affecting the albuminoids.—These include ordinary putrefactive fermentations, peptogenic fermentations, and fermentations resulting in the formation of poisonous products. These fermentations, as a rule, do not thrive in the presence of a strong lactic fermentation, so that ordinarily they do not manifest themselves in milk unless the conditions are peculiarly favorable for their development and unfavorable for the development of lactic acid. Many of the putrefactive fermentations will go on at a lower temperature than the lactic fermentations do; hence it is often found, when milk is kept at a low temperature in order to keep it from souring, that after a certain time it becomes bitter or foul-smelling. This condition is caused by some one of the characteristic putrefactive fermentations. The putrefactive germs also readily take on the spore form, and in this condition are not so readily killed by heat. The putrefactive fermentations usually result in the formation of bitter or other unpleasant flavors and disagreeable odors, and they are frequently accompanied by a considerable evolution of gas. Peptogenic fermentations are those which exert a pep-

tonizing or digestive action upon the albuminoids. By their action the casein is first coagulated, and finally liquefied or changed into a peptone.

Butyric fermentations.—The butyric ferments attack the fats, and result in the formation of butyric acid. They produce the peculiar condition found in cream and butter known as rancidity, and do not usually manifest themselves very strongly in the milk.

CONTROL OF FERMENTATIONS.

Since fermentations always occur in milk that is kept for any considerable time, and since they exert so powerful an influence, not only upon the milk but upon the products manufactured from it, the question of their control is one of prime importance. The three chief means of such control are: First, prevention of infection; second, prevention of the growth of germs already present; third, destruction of germs already present.

Prevention of infection.—The greatest source of infection comes from the body of the animal and from the air of the stable. The germs are always present, adhering to the hair of the animal, and particularly to any particles of dust or dirt. In order, then, that the animal shall not be a source of infection, it is necessary that she be carefully curried and the udder, teats, flank, thighs and lower parts of the belly wiped off with a damp cloth immediately

before milking. It is of course necessary, also, that the hands and clothes of the milker should be as carefully attended to in this respect as is the body of the cow. The bacteria find in the excrements abundant food for growth and development, and are always found in large numbers where such excrements are allowed to collect; and when dirt of this sort accumulates and becomes dried, the dust floating in the air always carries with it large numbers of germs. The germs are also found in large numbers accompanying the dust arising from hay and other dried forage. This being the case, it is essential not only that the stable should be kept scrupulously clean, but that the air should be free from dust, particularly at times when milking is going on. Thoroughly sweeping and then sprinkling the stable floors an hour or two before the milking will materially lessen the germ content of the milk.

Next to the stable, the dairy utensils are an important source of infection with bacteria. They become attached to the seams and corners of the vessels, and are not dislodged even with the most careful cleaning, and when the fresh, warm milk is drawn into such vessels the germs immediately begin to grow and develop. The most scrupulous care must, of course, be taken in cleaning any vessels in which milk is contained, but no vessel can be considered safe so far as conveying germs is concerned unless it has been exposed to the action of live steam for at least three minutes, and then kept in a secure place until needed for use. With these precautions

in regard to the animal, milker and utensils, milk may be secured with a minimum number of bacteria. The difference in the number of bacteria in milk so drawn, and in milk carelessly drawn, may easily amount to a difference of eighteen to twenty-four hours in keeping quality under like conditions.

Holding at low temperatures. —If milk be immediately cooled to a temperature of 40° F., or thereabouts, very little fermentation will go on, though it will be frequently found that after three or four days the milk or cream may have a more or less disagreeable flavor, due to the presence of some germs that develop slowly even at low temperatures. If low temperatures are to be depended upon as a means of keeping fermentations in check, it is, of course, of prime importance that every precaution should have been taken to prevent the access of germs to the milk in the first place. The fewer germs the milk contains to begin with, the more effective will low temperatures be as a means of preservation. With care in both these respects, milk or cream may be kept in a fresh and merchantable condition for a week or ten days.

Destruction of germs in the milk. —A large number of chemical agents is more or less destructive to germ life. Many of them are so violent in their action as to destroy the milk as well as the germs, but there are many which are destructive to germ life, with no effect upon the composition, odor or flavor of the milk; but all of these without exception are more or less injurious to the human sys-

tem, particularly if they are used continuously, even though only in small quantities. Of the compounds which may be used for this purpose, formalin, salyilic and boracic acids and their derivatives are undoubtedly the least injurious, but their use is not to be recommended under any circumstances. Some attempts have been made to utilize the electric current as a means of destroying germ life in milk; but they have so far proved ineffectual, and instances are reported* where electrolysis of the milk constituents occurred where a continuous current was employed. Heat, then, is the only available agent that can be used for the destruction of germs already present in the milk. This destruction of germs in milk or any other fluid by means of heat is called sterilization. In order to absolutely sterilize any substance, it is necessary that it should be subjected to a heat of 212° to 240° F. for one hour on each of three successive days. This will kill not only the germs that are in active growing condition, but any spores that may be present. A lower temperature, 175° to 212° F., will kill actively growing germs, but even at this temperature chemical changes are set up in the milk which give rise to flavors known as boiled or cooked flavors, that are disagreeable to a large number of people. In order to overcome the bad effects of heating at such high temperatures another process, known as pasteurization, is used.

Pasteurization.—The name is taken from Pasteur,

*L'Industrie Laitière, April 1896.

who discovered and used the process in controlling the fermentations of wine and beer. It differs from sterilization only in the degree of heat used, and, in fact, may be properly called an incomplete or partial sterilization. The destructive effect of heat upon germ life depends both upon the degree of heat and the length of time to which the germs are exposed. A large number of germs are killed at temperatures from 133° to 140° F., while others are killed at temperatures varying from 150° to 165° F. These latter temperatures include the germs of all of the ordinary ferments and most of the germs of specific diseases, including that of the tubercle bacillus. Since the tubercle bacillus is the disease germ most likely to be present, milk is ordinarily considered to be safe from disease germs when it has been pasteurized at a temperature sufficiently high to destroy it. This is a temperature of 149° F. for thirty minutes, a temperature of 155° F. for fifteen minutes, or a temperature of 167° F. for ten minutes, and these temperatures have come to be looked upon as standard pasteurizing temperatures. Milk may be heated to 165° F., if quickly cooled afterwards, without developing a boiled taste; so that it is possible that milk be rendered safe from the germs of disease and free from the ordinary germs of fermentation without developing in it a boiled taste. But in order to pasteurize milk safely, it is necessary that means should be provided for cooling rapidly from the pasteurizing temperatures to 50° F. or below.

Milk carefully pasteurized, as above described, will

remain sweet thirty-six to forty-eight hours longer at ordinary temperatures than milk not pasteurized, from which germs have been excluded with ordinary care.

The problem of successful pasteurization, then, depends upon the means of raising the milk in a short time to the required temperature, holding it there uniformly for ten or twenty minutes, and then cooling it rapidly to 50° or below. Several forms of apparatus have been devised for this purpose. Some of them are fairly perfect, but most of them are lacking in some important point. With the present activity in regard to this subject we shall undoubtedly have in the course of a year or two, much more perfect apparatuses for this purpose than are at present available. The perfect pasteurizing machine should cover the following points: Quick, perfect and uniform heating of the milk; perfect control of the temperature; quick and uniform cooling; compact form; ease of cleansing; absence of pumping arrangements; security against re-infection during the process.

Selection of milk for pasteurization.—For the best results in pasteurizing, it is also essential that the milk be as fresh and free from fermentations as possible. Russel and Farrington have found* that milk that has developed as much as .2 of 1 per cent of lactic acid is too sour for satisfactory results. Inasmuch as this amount of acid cannot

* Wisconsin Agr. Exp. Station, Bulls. 44 and 52.

readily be detected by the senses of smell or taste, Farrington's alkaline tablets offer a very convenient means of selecting milks that are suitable or unsuitable for pasteurizing purposes. For this purpose it is convenient to make the tablet solution (see Chap. VII.) by dissolving one tablet in each ounce of water, or one tablet in 30 c. c. of water. Then with a cup or other convenient vessel and a small measure of any suitable size, the comparative acidity of different milks can be readily and quickly determined as follows: Put a measure full of milk into the cup and add two measures of the tablet solution. If the color disappears, more than .2 of 1 per cent of lactic acid is present, and the milk is too sour for pasteurizing purposes. If the milk remains pink, less than .2 of 1 per cent of lactic acid is present, and the milk may be safely used. If it is desirable to measure the amount of acid, each measure of solution may be roughly taken to represent .1 of 1 per cent of acid. Thus, if the pink color remains when one measure of the solution has been added, the milk contains .1 per cent of acid. If it require four measures of the solution before the pink color is permanent, the milk contains .4 per cent of acid. A convenient measure for this purpose is made by soldering a piece of stiff wire to the side of a No. 10 cartridge shell, after the manner of a milk-measuring dipper.

CHAPTER V.

MARKET MILK.

IN GENERAL, any conditions which make milk of better quality for manufacture, also make it of better quality to be consumed as milk. These conditions are not only those which have to do with the composition of the milk, but any other influences, as feed, health, care of the cows, or conditions of cleanliness. Several conditions affect the quality of milk intended for consumption as such. In the first place, it must be of high quality so far as the composition is concerned. Second, it must be secreted from healthy cows, fed on pure food and kept in clean stables. Third, it must be so treated that the fat does not readily separate from the other solids, and it must not readily undergo fermentation. Last of all, it must be clean.

Cleanliness.—Since cleanliness is equally important, whether the milk is intended for consumption or manufacture, it is well to take this up in detail first. All vessels used to contain milk should be heavily tinned; pails, cans, and the like, that are of the kind called ironclad are preferable on account of durability. An efficient means of attaining cleanliness is in avoiding seams in the utensils.

This is secured by the use of the pressed or seamless vessels wherever possible, and when it is not possible to use these, by taking care that the joints are completely and smoothly filled with solder. In ordinary pails as found in the market this is never done, and it is a matter of considerable importance to the purchaser that all such seams be resoldered before using. The tinware should be kept bright and perfect. So soon as any rust spots make their appearance, an entrance is given into the soft iron for germs and small particles of decaying matter, which are in consequence removed with much more difficulty. Milk is much more easily removed from vessels when it has not been allowed to become dried upon their surface. If rinsed as soon as emptied, tin vessels may be much more easily cleaned than if allowed to stand for several hours. For such rinsing, lukewarm water is much preferable to cold or hot water. Cold water does not so readily unite with the milk as warm water, and hot water, by coagulating the albumin, may cause the milk to stick or "cook on" to the sides of the vessel. The process of cleaning vessels that have contained milk should be: First, to rinse them thoroughly in lukewarm water; second, to wash them thoroughly with the aid of some good soap or alkali, in water as hot as the hand will bear; third, to thoroughly rinse in hot water; fourth, to expose to live steam from one to two minutes; fifth, exposure, if possible, in bright sunlight from two to three hours. With these precautions, not only will the tinware be

kept clean and bright, but no germs will find a resting place in the crevices. The use of much strong alkali is inadvisable, as it serves to cloud and tarnish the tin, giving it a dull appearance. If the vessels are exposed to steam until they are thoroughly hot, and then placed in such position that they will drain, no other drying will be necessary.

Having taken every precaution that the vessels are thoroughly cleansed, the prevention of access of dirt to the milk in process of milking is important. To this end, the body, especially the lower part of the belly and udder, of the cow should be thoroughly brushed and preferably dampened just before milking. The hands of the milker should be clean and his clothes free from dust, and the air of the stable should be free from dust. If the stable floor is dampened, it will not only aid in this respect, but in summer time will materially reduce the temperature of hot and overcrowded stables. With these precautions, we may expect to secure milk containing a minimum amount of dirt; but with all these precautions, more or less dirt will find access to it. And immediately after milking, as much as possible of this dirt should be removed by at once straining the milk through a brass wire strainer of not less than fifty meshes to the inch and three or four thicknesses of loosely woven cotton or woollen cloth. The cloth strainer not only removes fine particles of dirt, but also entangles a considerable number of germs, and hence

these strainers should be cleansed with great care, and should be frequently renewed.

Treatment after drawing.—So soon as the milk is drawn, it should be rapidly brought to a temperature slightly below the surrounding atmosphere. While it is being cooled it should be stirred to prevent the cream from rising, and in milk that has been cooled in this way there will be comparatively little tendency afterward for the cream to separate from the milk. Milk so treated is in an ideal condition for consumption, even though the consumer may consider the quality poor because of the slight tendency of the cream to form on the surface.

Aëration of milk.—Milk when drawn from the cow contains a certain amount of dissolved gases. These

gases contain more or less of what is known as animal odor, the amount of this odor depending very largely upon the physical condition of the animal at the time the milk is drawn. Sometimes the amount is very slight and scarcely noticeable, at other times it is so great as to be extremely offensive. These gases and the accompanying odor are easily removed from the milk by exposure of the

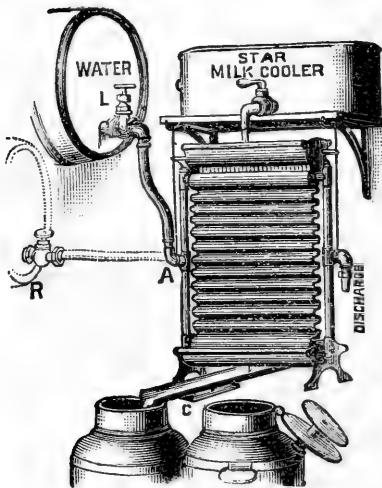


Fig. 7. "Star" milk cooler and aëerator.

milk to the air during the process of cooling, and to this extent aëration of the milk is an advantage. Various forms of aërotors and combined aërotors and coolers have been devised, many of which are simple and effective, and the best results follow their use. In order to secure these results by aëration, however, it is necessary that the apparatus used for aëration should expose the milk thoroughly to the air, should not be cumbersome, and should be simple and easily cleaned; moreover, the process of aëration should always take place in the purest atmosphere possible.

Delivery of the milk.—In ordinary practice in the smaller towns and villages, and to a considerable extent in the larger cities also, the milk is placed in cans in which it is transported from the dairy, and is measured out in small quantities to each customer from the cans in which it was originally placed. Where care is taken to cool the milk, as described, and during the process of serving the customers to keep the contents of the cans well stirred, substantial justice is done each individual customer in the matter of giving him the due proportion of cream and skimmed milk. This has been well shown in a trial made at the Cornell University Agricultural Experiment Station* several years ago,

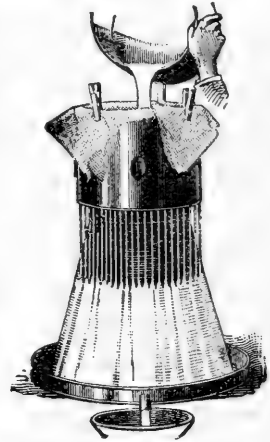


Fig. 8. "Champion" milk cooler and aërotor.

*Cornell University Agricultural Experiment Station, Bulletin No. 20.

the interesting results of which are quoted below in full detail :

To determine just how much variation there is in the fat of milk served to the different patrons of a route by dipping, a member of the Station staff accompanied a milkman as he went upon his route, and as the milk was about to be served to various patrons, took samples for analysis. The dipper, such as is ordinarily used by milkmen, was provided with a long handle, so that it rested on the bottom of the can when not in use. The milk was not stirred except by the motion of the wagon and the raising of the dipper. Twelve samples were taken, and yielded to analysis the following percentages of fat :

No.	1 . . .	4.52	} Taken from Can A.
"	2 . . .	4.43	
"	3 . . .	4.41	
"	4 . . .	4.32	} Taken from Can B.
"	5 . . .	3.85	
"	6 . . .	5.05	
"	7 . . .	4.15	} Taken from Can C.
"	8 . . .	4.02	
"	9 . . .	4.05	
"	10 . . .	4.94	} Taken from Can D.
"	11 . . .	4.78	
"	12 . . .	4.85	

The milk was contained in four 30-quart cans, marked A, B, C and D. The samples were taken as follows:

No. 1.—Taken from A at 5.50 a. m., within a few rods of starting.

No. 2.—Taken when the milk in A was half gone, at 6.10. Seventeen dips had been made since No. 1 was taken, and three-fourths of a mile traveled.

No. 3.—Taken from the bottom of A at 6.20. Twelve dips had been made since No. 2 was taken, and three-fourths of a mile traveled.

No. 4.—Taken from the top of B at 6.10, three-fourths of a mile from starting.

Variations in Quality in Dipping from Cans. 87

No. 5.—Taken from the middle of B at 7.20. Six quarts had been added to B at 6.35, and two and one-fourth miles traveled between taking samples 4 and 5.

No. 6.—Taken from the bottom of B at 7.55. One and three-quarter miles traveled since taking sample 5.

No. 7.—Taken from the top of C at 6.20, one and one-half miles from the start.

No. 8.—Taken from the middle of C at 6.50. One mile had been traveled since taking No. 7. At 6.35 six quarts remaining in the bottom of A, and about an equal quantity bought of another dealer, had been added to C.

No. 9.—Taken from the bottom of C at 7.00. Fifteen dips had been made, and a half mile traveled, since 8 was taken.

No. 10.—Taken from the top of D at 7.50.

No. 11.—Taken from the middle of D at a time when the wagon had stood still for four minutes, with the dipper resting on the bottom of the can. Time, 8.15, and one mile traveled since 10 was taken.

No. 12.—Taken from the bottom of D.

A second and third trial gave similar results.

SECOND TRIAL.

	a.	b.	Average.	
Sample 1 . . .	4.86	4.78	4.82	(Before starting.)
Sample 2 . . .	4.71		4.71	(Top of can.)
Sample 3 . . .	4.82		4.82	(One-third gone.)
Sample 4 . . .	4.83	4.74	4.78	(Two-thirds gone.)
Sample 5 . . .	4.73	4.82	4.77	(Bottom of can.)

THIRD TRIAL.

	a.	b.	Average.	
Sample 1 . . .	4.20	4.16	4.18	(Top of can.)
Sample 2 . . .	4.11	4.00	4.05	(One-fourth gone.)
Sample 3 . . .	4.13	4.01	4.07	(One-half gone.)
Sample 4 . . .	4.15	4.04	4.09	(Three-fourths gone)
Sample 5 . . .	4.01	4.00	4.00	(Bottom of can.)

These results were abundantly confirmed by a similar series made by Dean in Canada*.

The removal of the covers of the cans in the dusty and dirty streets always results in considerable contamination of the milk, hence the practice of putting the milk into bottles upon the farm, and delivering these bottles intact to the consumer, has rapidly increased since its introduction, some ten years ago. When the bottles are used, the milk should be put into them as soon as it is drawn, strained and cooled; they should then be sealed and kept in a cool place until ready for delivery. This method of delivery, although it entails a greater expense in outfit and transportation and a considerable loss from breakage, is much to be preferred to the old manner.



Fig. 9. "Common Sense" milk shipping bottle.

Milk so handled, and kept at a temperature between 45° and 50° F., should be in good condition sixty hours after it is drawn. Its life can be prolonged by pasteurization, and the liability to transmission of diseases through the milk at the same time reduced to a minimum, but whether pasteurization should be relied upon for these purposes is still somewhat of an open question. In so far as immunity from diseases which may be present in the

*Ontario Agricultural College, Bulletin No. 66.

cows is concerned, official inspection of the herds is undoubtedly a greater safeguard than dependence upon pasteurization or sterilization; and so far as the liability of transmission of other diseases is concerned, the milkman who is careless in regard to the cleansing of his utensils, would quite as likely be careless in the pasteurization or sterilization process, so that reliability of the milkman is an important factor in the purity of the milk supply, no matter what other precautions are taken.

Quality of milk for consumption.—The fat is the most variable and the most valuable constituent of the milk, so that milk is ordinarily considered to be of value for human food in proportion to the amount of fat it contains, but where it is to be used as a food in large quantities, the fat may frequently be present in too large quantities for the digestion of many persons. Milk containing about 4 per cent of fat is probably an ideal food for the general mass of human beings. If there is above 5 per cent of fat the other solids are somewhat out of proportion, and many are likely to have trouble with their digestion from using large amounts of such milk. On the other hand, if there is less than 3 per cent of fat, the casein and other solids are in too great proportion to the fat, and are less readily digested. The question of the healthfulness of milk from which a large part of the fat has been removed is one frequently discussed. The removal of the fat does not thereby in any way injure the other solids; they are still there, and still as useful for

food as before the fat was removed, only in consuming such milk as food the fat must be supplied in some other way. For the person of vigorous digestion, who for reasons of economy desires to supply the fat required by his system in some cheaper form than that of milk fat, skimmed milk is a wholesome and nutritious article of diet, which furnishes to the system almost the same sort of nutrients that lean meat, eggs, or foods of like nature do, and no one should be debarred by legislative or municipal enactment from using such an article of food if he so desires.

Control of milk supply.—Since milk is so extremely variable in quality, and is so easily adulterated; since often considerable variations are not readily detected; above all, because the amount of milk used by any given person or family is comparatively small, the consumer of milk is almost wholly at the mercy of the producer and dealer, and must rely for a good product very largely upon their honor. The state has recognized this, and to prevent imposition by unscrupulous people, has in various ways sought to regulate the sale of milk and like products. The chief means used has been to establish arbitrary standards of quality, and to subject to fine those dealers whose goods should be found to be below the required standard. The standards established by various states and municipalities have varied widely. From 2.5 to 3.7 per cent of fat, and from 11.5 to 13 per cent of total solids, have been the minimum requirements. (See Appendix C.)

These standards, while efficient in securing honest dealing where they are rigidly enforced, nevertheless may work injustice, so far as the honesty of the dealer is concerned, under various circumstances, and may prevent the production and sale of a comparatively low quality product at a reasonable price. It would seem, therefore, that the best means of regulating the traffic in milk would be, not to set up an artificial standard to which all must come, but to require each individual dealer to guarantee his own standard, and hold him responsible if his milk were found below. In this way it would be possible to sell milk of various qualities, from strictly skimmed to heavy cream, upon a graduated scale of prices, with exact justice to every one.

CHAPTER VI.

SEPARATION OF CREAM.

CREAM is that part of milk into which a large portion of its fat has been gathered. It is composed of the same constituents as milk, but they are not in the same or any constant relative proportion. Cream is separated from milk to be consumed as food, and, as a matter of convenience, in the manufacture of butter. The separation of cream is always attended with some loss of fat. The percentage of fat in cream may vary anywhere between 8 and 70 per cent. Cream of good quality for commercial purposes should contain from 18 to 25 per cent of fat, and very rich cream contains from 35 to 40 per cent of fat. Cream is composed of globules of fat, with such part of the water and solids as adhere to them. Its separation from the milk is effected by means of the difference in specific gravity between the globules of fat and the milk serum. The fat in the milk is in the condition known as an emulsion; that is, in the form of minute globules, which are kept from running together and coalescing by means of the surface tension of their particles and the viscosity of the liquid in which they float; therefore, any condition of the milk

which tends to increase the surface tension or the viscosity will act as a hindrance towards the separation of the cream. While the viscosity of the milk serum prevents the particles of fat from uniting into a mass, still the particles have considerable freedom of movement in the milk, and being of a less specific gravity, of course are acted upon with less intensity by any force to which the milk is subjected.

If the milk is allowed to remain at rest in a vessel, the force of gravity, acting with different intensities upon the globules of fat and the milk serum, will cause the particles of fat to gather together near the surface of the liquid. In so gathering, they carry with them certain of the milk constituents, and the layer of fat globules and adhering particles we call cream. From time immemorial, and until within a very recent date, the force of gravity, acting in the way indicated, has been the only means used for separating cream from milk. Now machines are in use that effect a separation of the cream from milk by means of centrifugal force, and at the present time we have three systems of separating cream; namely, by gravity acting upon a thin layer of milk in a shallow vessel, known as the Shallow Pan System; secondly, by gravity acting upon a deeper mass of milk, usually submerged or partially submerged in water, known as the Deep Setting System; and thirdly, by machines making use of centrifugal force, known as the Centrifugal or Separator System. The quality of the cream for consumption or for purposes of

manufacture is not affected either one way or the other by any of these three systems, so that their relative economy rests wholly upon the completeness, cost and ease of separation.

Since the separation of cream from milk is always attended with some loss of fat, it is pertinent to inquire as to the necessity of any separation of the cream when butter is to be made. It is perfectly possible to manufacture butter directly, by churning whole milk without separating cream, and undoubtedly the first churns were skins of animals, into which the whole milk was placed and then agitated until the butter was brought; but under good conditions it is not possible to so completely remove the fat from the milk by a churning process as by a creaming process; so that while there is some loss in separating the cream, there is usually a greater loss in churning the butter from the whole milk. Even when the loss of fat in the buttermilk is no greater than the loss of fat in the skimmed milk, the greater amount of labor required to churn the whole mass of milk still renders creaming an economical practice in the manufacture of butter.

Gravity creaming.—In separating cream by force of gravity, there is a greater loss of fat, a longer time required, and the various conditions affecting the milk have a greater influence upon the creaming than when centrifugal separation is used. The conditions of the milk that affect the creaming by the gravity process are: First, the size of the fat

globules; second, the amount of solids not fat in the milk; third, the character of the solids not fat. The larger the fat globules the more readily they separate from the milk, since the larger the sphere the less the ratio between the surface and the mass, so that a large fat globule meets with proportionately less resistance because of the viscosity of the milk than a small one. The size of the fat globules is to a great extent a characteristic of the breed and individuality of the animal, but cows newly calved secrete larger fat globules than those in advanced periods of lactation; consequently we find that the milk from new milch cows is more readily creamed than from those long in milk. The amount of solids not fat affects creaming by the gravity process because of the difference it effects in the specific gravity of the fat and milk serum. The solids not fat are all heavier than water, and in the milk are in a state of solution or semi-solution; hence, an increase in the amount of solids not fat increases the specific gravity of the milk serum in which they are dissolved, and makes the difference between the specific gravity of the fat and milk serum greater and the separation of the fat easier. The proportion of solids not fat is influenced by the period of lactation and, to a considerable extent, by the character of the food. Cows far advanced in lactation often give milk extremely rich in solids not fat. Cows fed on dry food give milk containing less water than those fed on watery or succulent foods. In so far as these conditions

increase the amount of solids not fat, we should expect such milk to be more easily creamed, but the favorable effect of the increase of solids is more than counterbalanced by the unfavorable effect of the character of the solids. Of the solids not fat, albumin, casein, sugar and ash increase the viscosity of the milk in the order named, and of these the casein is more subject to variation, so that the increase in the proportion of solids not fat ordinarily means an increase in casein, and this means a largely increased viscosity. And the increase in viscosity tends to prevent the separation of the fat more than the increase in specific gravity tends to aid it. In general, the conditions which bring about an increase in the viscosity of the milk occur at the same time as the fat globules are growing smaller, so that we find a wide range of variability in the ease and completeness with which cream may be separated by gravity process.

Shallow pan creaming.—This is the oldest method of separating cream from milk, and notwithstanding the rapid changes that have taken place in creaming methods since the introduction of centrifugal separators, large amounts of butter are still made from cream separated in this way. The conditions most favorable for a complete separation of the fat in the shallow pan system are, that the milk should be put at rest in the pans as quickly as possible after it is drawn, that it should cool with a fair degree of rapidity to a temperature of 60° F., and that it should remain as nearly as may be constantly at

that temperature for at least thirty-six hours. Further, since the milk must remain for so long a time, it is essential that the atmosphere to which it is exposed be pure and free from currents of air and particles of dust. These conditions can be secured in a clean, cool, well ventilated cellar. In the shallow pan system, the depth of milk should be from 2 to 4 inches. Occasionally water, usually running water, is used to secure a quick cooling and more even temperature surrounding the milk, and when this is done the depth of the milk may be increased to 4 or 6 inches. Under the shallow pan system, the cream is separated from the milk by removing it from the surface with a thin flat instrument, usually made of tin, and called a skimmer. In this method of removal, it is not possible to completely remove all the cream that has risen to the surface, and in removing the cream more or less of the milk is taken with it, so that in the process of skimming there is a considerable loss of fat and a thin cream is always obtained; but even if the losses in the skimming operation could be obviated, the separation of the particles of fat in the shallow pan system is less complete than in either of the others. Under ordinarily good conditions, 20 per cent of the fat in the milk is lost when the shallow pan system is used. Skimmed milk containing less than .5 of 1 per cent of fat is rarely obtained under this system.

Deep setting system.—About thirty years ago it was discovered that if milk could be set in vessels when first drawn, and rapidly cooled to a tempera-

ture of about 40° F., and held at that temperature for twelve to twenty-four hours, not only could the depth be increased from 4 to 20 inches, but the separation was much more complete in a shorter time. In order to bring about quick cooling, vessels not more than a foot in diameter were used, and water, either from cold springs or containing ice, was used as the refrigerant. Two essentials, then, for complete creaming by this system are the rapid and immediate cooling of the milk to 40° F., and a sufficient supply of ice to maintain this temperature for twenty-four hours. Under these conditions the fat may be so completely separated that not more than .2 of 1 per cent of fat is left in the skimmed milk. Various devices have been used, the best known of which is the Cooley system, in which the cans are not only surrounded by ice-cold water, but completely submerged in it, the chief effect of the submerging being to guard the milk against contamination through the atmosphere. The same conditions as to the character of the milk affect completeness of separation in both the shallow pan and deep setting systems, but no completely satisfactory explanation has ever been assigned as a reason why the fat globules should rise more rapidly and more completely through 20 inches of milk at a temperature of 40° F. in the deep setting system, than through 4 inches at a temperature of 60°-70° F. in the shallow pan system.

It has been asserted that because water is a better conductor of heat than fat, it will cool more rapidly than the fat, and will increase in density

till its maximum density is reached at about 40° F., at which temperature the difference between the specific gravity of the water or milk serum and the fat will be at its greatest, and the separation of the fat for that reason promoted. But while the water does cool faster than the fat, the fat shrinks or increases in density much faster than the water, so that the difference in specific gravity between the two is no greater, and in fact less, at low temperatures than at high ones. Further, the viscosity of the milk serum is much increased at low temperatures, so that the favorable influence of low temperatures cannot be explained upon these grounds. Arnold* attempted to explain the favorable influence wholly upon the relative contraction of the fat and serum, as follows :

Water is a better conductor of heat than fat ; hence when the temperature of milk varies either up or down, the water in the milk feels the effect of heat or cold sooner than the fat in the cream does, therefore the cream is always a little behind the water in swelling with heat or shrinking with cold, thus diminishing the difference between the specific gravity of the milk and cream when the temperature is rising, and increasing it when the temperature is falling.

But that this explanation is not sufficient, Babcock † has shown thus :

Though it is true that water is a better conductor of heat than fat, the small size of the fat globules renders it impossible that, under any circumstances, there can be more than a small fraction of a degree difference between the temperature of the fat and that of the milk serum. Moreover, within the limits of temperature practical for creaming (90° F. to 40° F.), the

* American Dairying, p. 210.

† Wisconsin Agricultural Experiment Station, Bull. 18, p. 24.

coefficient of expansion of butter fat is more than three times as great as that of water, so that in order to maintain the same relative difference in their specific gravities, when the temperature is falling, the milk serum must cool more than three times as rapidly as the fat. In other words, when the milk serum has cooled from 90° F. to 40° F., or through 50°, the fat globules should have lost less than 17°, and should still have a temperature of over 73° F., a difference between the temperature of the fat and serum of more than 33°. Such a condition is manifestly impossible, but any less difference than this would cause the fat to become relatively heavier than at first, and would operate against the creaming.

On the whole, the most satisfactory explanation of the good effect of the low temperature in the deep setting system is that advanced by Babcock,* that the presence of fibrin in milk, especially when it has coagulated in the form of threadlike masses, permeating the fluid in all directions, offers a considerable obstacle to the rising of the fat globules. The sudden reduction of the temperature quickly after the milk is drawn, by preventing the formation of these fibrin clots or threads, aids in the separation of the fat. This would be entirely satisfactory were it not for the fact that it has been shown that while it is usually of advantage to cool the milk immediately after it is drawn, in some cases, at least, the setting and cooling may have been delayed for a time long enough to permit the formation of fibrin clots without appreciable effects upon the separation, as the following tables † very clearly show, the efficiency of creaming being measured by the percentage of fat in the skimmed milk:

* Loc. cit.

† Cornell University Agricultural Experiment Station, Bull. No. 29, p. 73.

Effect of Delay in Deep Setting System. 101

Effect of delayed setting upon creaming.

Date, 1890.	No. hours set.	Temp. water in tank.	Per cent fat in whole milk.	I. Set at once.		
				Lbs. milk.	Temp. set.	Per cent fat in skimmed milk.
1. Dec. 24, P. M. . . .	13	40	3.90	35.5	92	.57
2. Dec. 25, A. M. . . .	8.5	40	3.45	18.5	86	.56
3. Dec. 25, P. M. . . .	12	40	4.05	37	86	.59
4. Dec. 26, A. M. . . .	9.75	40	4.10	29	88	.55
5. Dec. 26, P. M. . . .	16	40	4.15	36	90	.24
6. Dec. 26, A. M. . . .	8.25	40	4.00			
7. Dec. 26, P. M. . . .	14	40	3.90			
8. Dec. 27, A. M. . . .	9	40				
Average of all	11	40	3.94		88	.50
Average Nos. 1-550

Date, 1890.	II. Delayed—kept warm.				III. Delayed—cooled.			
	Lbs. milk.	Minutes delayed.	Temp. set.	Per cent fat in skimmed milk.	Lbs. milk.	Minutes delayed.	Temp. set.	Per cent fat in skimmed milk.
1. Dec. 24, P. M.	24.5	60	88	.59	30	60	68	.64
2. Dec. 25, A. M.	18.5	45	84	.56	75.5	220	62	.55
3. Dec. 25, P. M.	37	45	84	.47	61.5	60	74	.53
4. Dec. 26, A. M.	30.25	130	82	.68				
5. Dec. 26, P. M.	36	75	90	.22				
6. Dec. 26, A. M.	37.5	205	92	.68	37.5	205	58	.66
7. Dec. 26, P. M.	24	90	90	.49	23.5	90	65	.65
8. Dec. 27, A. M.	74	210	95	.68	74	210	64	.51
Average of all		107	88	.55		141	65	.59
Average Nos. 1-550				.57
Average " 6-858				.60

The milk was divided into three portions ; one was set at once, one was delayed for an hour, but kept up to a temperature of 92 in a water bath, and the third was put in the open air and allowed to cool for an hour before set. In the cases of delay, the milk was stirred up just before it was placed in the creamer, and all the settings were made in Cooley cans, in ice water.

The trials reported under the same number, with the exception of the first and second, are comparable, as they were made from different portions of the same samples of milk. In numbers 1 to 5, inclusive, the delayed sample (Column II.) was kept warm in a water bath ; in numbers 6 to 8 the milk used had been carried about on the route, and the delayed sample was heated up after having been allowed to cool.

From a similar series of experiments Jordan* concluded:

That with herds of ordinary size, it will not be profitable to submit to any great inconvenience in order to place the milk in ice water immediately after it is drawn. In a half hour to an hour, milk does not seem to cool sufficiently to materially affect the completeness with which cream will rise.

In order to overcome certain difficulties that often occur in raising cream by deep setting process, dilution of the milk with water has been recommended, usually under one of the three following conditions:

1st. Dilution with one-fourth to one-third of hot water, 135° F., and setting in deep cans at a temperature as low as can be obtained without the use of ice, not below 55°.

2d. Dilution with one-half to equal quantities of

* Maine Agr. Exp. Sta. Rept. 1890, Part II. page 48.

cold water, and setting under the same conditions as above.

Both of these being intended as substitutes for the use of ice in cool deep setting in the summer time.

3d. Dilution with one-third to one-fourth of hot water (135°), setting in deep cans in ice water (40 F.).

This last intended to overcome the difficulty of complete creaming often found in the fall and early winter with the milk of cows far advanced in the period of lactation.

The idea is that the increased fluidity imparted to the milk by the water would facilitate the separation of the fat globules. During the winters of 1888-9 and 1889-90 very little ice could be harvested through the dairy regions of the northeastern United States, and in the summer following this idea of dilution was widely advocated and considerably practiced; but experience and experiment* have shown that while dilution may be of some advantage when, for lack of a supply of ice or other reasons, it is not possible to secure a temperature below 60° F., it can in no case be considered a satisfactory substitute for setting the cans in water at a temperature of 40° F.

The amount of advantage which may be obtained where dilution is practiced, as measured by the percentage of fat in the skimmed milk, is seen in the following tables (on pages 104 and 105), taken from Bulletin No. 39 of the Cornell University Agricultural Experiment Station:

* Vermont Agricultural Experiment Station, 4th Ann. Rept. p. 100.

Diluted and undiluted milk set in water at a temperature of 60° F.

Date, 1892.	Milk, lbs.	Water, lbs.	Temperatures F.				Skimmed milk, lbs.	Cream, lbs.	Per cent fat in whole milk.	Diluted.		Not diluted.	
			Milk.	Water.	Set.	Creamer.				Per cent fat in skim'd milk.	Fat lost in 100 lbs. milk set, lbs.	Per cent fat in skim'd milk.	Fat lost in 100 lbs. milk set, lbs.
Feb. 19 .	54	18	84	135	97	65	60	12	4.2	1.07	.89		
" 19 .	72		84		84	65	59	13	4.2			1.33	1.09
" 22 .	54	18	90	136	99	64	59.5	12.5	4.2	.52	.43		
" 22 .	72		90		90	64	57.5	14.5	4.2			.97	.77
" 23 .	54	18	89	135	101	66	60.75	11.25	4.3	.80	.68		
" 23 .	72		89		89	66	58.50	13.5	4.3			1.12	.91
" 28 .	54	18	88	134	98	57	58	14		.35	.28		
" 28 .	72		88		88	57	57	15				.65	.51
" 29 .	54	18	86	134	97	60	59.75	12.25	4.4	.68	.56		
" 29 .	72		86		86	60	58	14	4.4			1.18	.95
Mar. 1 .	54	18	86	135	96	60	61	11	4.1	.68	.58		
" 1 .	72		86		86	60	58.5	13.5	4.1			.96	.78
" 13 .	54	18	86	135	96	60	60.75	11.25	4.3	.85	.72		
" 13 .	72		86		86	60	57.75	14.25	4.3			.82	.66
" 14 .	27	9	84	136	96	58	29.5	6.5	3.9	.88	.72		
" 14 .	36		84		84	58	30	6	3.9			1.14	.95
" 15 .	27	9	86	132	95	58	30	6	3.9	.73	.61		
" 15 .	36		86		86	58	29.5	6.5	3.9			1.25	1.02
" 26 .	27	9	88	136	101	56	29.5	6.5	4.1				
" 27 .	36		88		88	56	28.5	7.5	4.1			.67	.53
" 27 .	54	18	90	135	100	64	60.25	11.75	4.5	.81	.68		
" 27 .	36		90		90	64	30	6	4.5			.70	.58
" 28 .	27	9	88	136	102	61	31	5	4				
" 28 .	36		88		88	61	30	6	4			1.21	1.01
" 31 .	27	9	87	135	102	62	30	6	4.1	.93	.78		
" 31 .	36		87		87	62	29.75	6.25	4.1			1.17	.97
Apr. 2 .	27	9	91	135	103	65	30	6	4.7	1.08	.90		
" 2 .	36		91		91	65	29	7	4.7			1.68	1.35
" 4 .	27	9	92	135	102	62	29	7	4.2	.31	.25		
" 4 .	36		92		92	62	29	7	4.2			.92	.74
Average76	.62	1.05	.85

Diluted and undiluted milk set in water at a temperature of 40°-45° F.

Date, 1892.	Milk, lbs.	Water, lbs.	Temperatures F.				Skim'd milk, lbs.	Cream, lbs.	Per cent fat in whole milk.	Diluted.		Not diluted.	
			Milk.	Water.	Set.	Creamer.				Per cent fat in skimmed milk.	Fat lost in 100 lbs. milk set, lbs.	Per cent fat in skimmed milk.	Fat lost in 100 lbs. milk set, lbs.
Feb. 20 .	54	18	87	140	100	44	58	14	4.4	.32	.26		
" 20 .	72		87		87	44	54.25	17.75	4.4			.25	.19
" 21 .	54	18	88	136	99	44	57.5	14.5	4.4	.20	.16		
" 21 .	72		88		88	44	53.75	18.25	4.4			.24	.18
" 24 .	54	18	87	134	97	45	56.25	15.75	4.2	.23	.18		
" 24 .	72		87		87	45	53.5	18.5	4.2			.17	.13
" 25 .	54	18	90	134	100	46	57	15	4.4	.23	.18		
" 25 .	72		90		90	46	54.25	17.75	4.4			.26	.20
Mar. 30 .	27	9	86	135	100	44	29	7		.32	.26		
" 30 .	36		86		86	44	27	9				.35	.26
" 17 .	27	9	88	136	97	44	29	7	4.7	.11	.09		
" 17 .	18		88		88	44	13.5	4.5	4.7			.18	.14
" 30 .	27	9	86	135	100	44	28	8	5	.08	.06		
" 30 .	18		86		86	44	13	5	5			.12	.09
April 5 .	27	9	90	138	103	46	29.75	6.25	3.3	.31	.25		
" 5 .	18		90		90	46	14.5	3.5	3.3			.28	.23
Average23	.18	.23	.18

Summing up all of the experiments, the average efficiency of creaming as measured by the percentage of fat in the skimmed milk would appear to be about as follows :

Diluted, set at 60° (39 trials) .77 per cent.

Undiluted, set at 60° (30 ") 1.00 "

" " 40° (26 ") .29 "

It would seem, therefore, that while, when the milk is set at 60° F. or thereabouts, there is considerable advantage, so far as the efficiency of creaming

is concerned, in diluting it with 25 per cent of warm water, this dilution cannot be regarded as a substitute for setting without dilution in ice water, and it has the further disadvantage of requiring increased tank capacity.

Centrifugal separation.—In separating cream in a centrifugal machine, the centrifugal force generated in a rapidly revolving bowl is made to take the place of the force of gravity acting upon the milk at rest in a vessel. The amount of force generated is so much greater than the force of gravity that the separation of the particles of fat is much more rapid and much more complete. The force, however, acts in a horizontal instead of a vertical direction. In 1877, a patent was granted to Le Feldt & Lentsch for a machine to separate milk by centrifugal force. This first centrifugal separator consisted merely of a series of buckets hung upon arms swinging from a central axis. When the machine was at rest the buckets assumed a vertical position, but in motion they were thrown out horizontally from the arms. The milk was placed in these buckets, the machine set in motion until the cream was separated from the skimmed milk, and when the machine was allowed to come to a stand-still the buckets assumed a vertical position, and the cream was removed from the top in the same way that it was skimmed from any other vessel. From this was evolved a machine consisting of a revolving bowl or drum in which the separation takes place, with arrangements for removing the skimmed milk and

cream without stopping the machine, thus making the separation continuous. The various parts of the machine have been much improved in minor details. At the present time the essential parts of

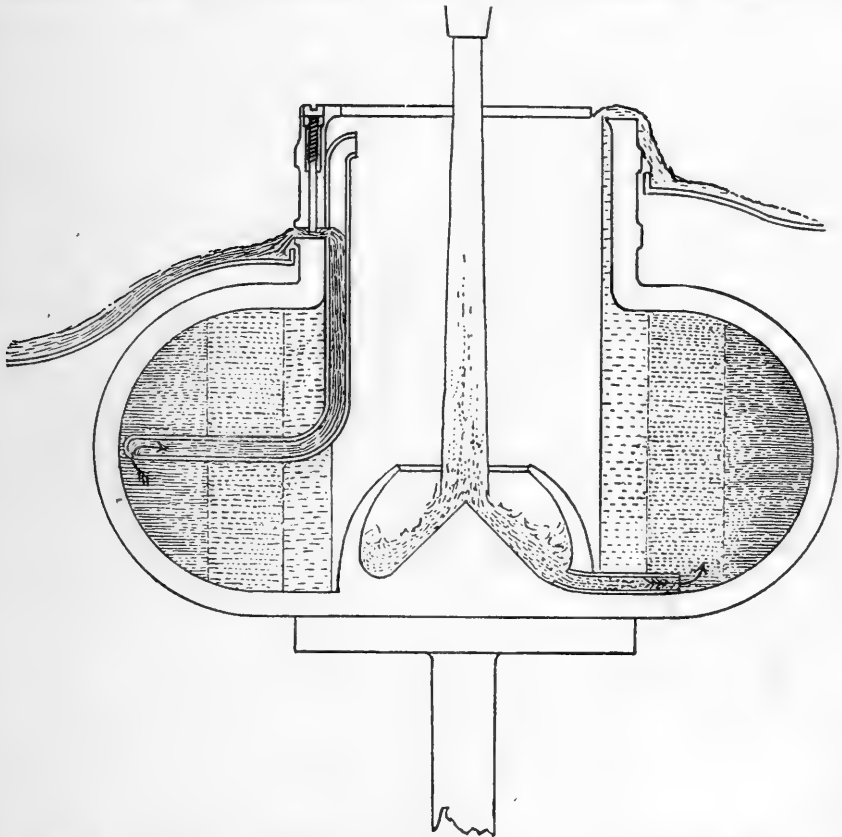


Fig. 10. Section of separator bowl of plain or "Hollow Bowl" type.

a separator are the bowl, with or without internal devices or arrangements to assist in the separation of the cream from the milk, an outlet for the skimmed milk, an outlet for the cream, an inflow for the whole milk, and the proper mechanical means

for revolving the bowl. (The more common types of separator bowls are shown in Figs. 10–13.) Usually the bowl is driven in an upright position, but there are separators in which the bowl is driven in a horizontal position, and in the greater number of machines the walls of the bowl are cylindrical. In the process of separation the milk flows into the bowl, and, partaking of the centrifugal force, is forced to the extreme outer edge of the bowl. As the milk continues to flow in, the bowl begins to fill from the outside toward the center. The centrifugal force acting more strongly upon those parts of the milk which have the greatest specific gravity, they are thrown to the extreme outside, and the lighter portions, the fat globules, with whatever may adhere to them, are forced to the center. Attached to the extreme outer edge of the bowl are one or more tubes, which, bending inward along the side of the bowl, find an opening near the center. These are the outlets for the skimmed milk. From the extreme center of the bowl, also leading to the outside, is the cream outlet. When the bowl becomes filled with milk, the centrifugal pressure will force out through the skimmed milk outlets the milk nearest the outside of the bowl. These outlets are made of such size in comparison with the size of the bowl, the speed of the machine, and the size of the inflow tube, that they have a capacity of discharging the milk from .4 to .9 as fast as it runs in; the remaining contents of the bowl are then forced toward the center, and find an exit through the cream

outlet. In this way the milk as it enters is divided into two portions: one, the larger, drawn from the extreme outer portion of the bowl, consisting of skimmed milk, and the other, the smaller, escaping from the center of the bowl, the cream. A third portion also usually accompanies centrifugal separation. A part of the semi-solid constituents of the milk, being heavier than the milk serum, are thrown to the outside of the bowl, and adhere to the walls in the form of a creamy or gelatinous mass, which is ordinarily called separator slime. It consists mainly of albuminous matters with some fat globules adhering, and any particles of dirt or foreign matter that may be mechanically mixed with the milk. It varies greatly at different times and seasons. Usually the amount is not large, but not infrequently it is sufficient to clog the outlets of the separator after a run of an hour or two. The separator slime is largely composed of matter deleterious to the quality of cream and butter, and its removal is to a great extent a purification of the cream. The various conditions affecting this operation are as follows:

Conditions affecting the completeness of separation.—The completeness of the separation is dependent upon the centrifugal force generated, the rate of inflow, the temperature of the milk, and the physical condition of the milk.

The amount of centrifugal force generated depends upon the diameter of the bowl and the velocity of rotation.

Roughly speaking, the centrifugal force increases

directly in proportion as the diameter is increased and directly with the square of the velocity. The larger the bowl, then, and the greater the speed, the greater the centrifugal force and the more complete the separation. The rate of inflow of milk affects the separation, because the separation is more complete the longer the milk is subjected to the centrifugal force, and the slower the milk flows into a given-sized bowl the longer any particle will be in flowing through it and the more completely will the cream be separated. The temperature of the milk affects the fluidity of the fat globules and their ease of motion upon the other particles of the milk; the warmer the milk the more easily are they separated. A temperature of 76° to 98° F. is the one commonly employed because of the effect upon the texture of the butter. It is desirable that the milk should be separated at as low a temperature as possible without interfering with the completeness of the separation, so that, other things being equal, that separator is the best that separates the milk at the lowest temperature. The physical condition of the milk affects separation by the centrifugal in the same ways that gravity creaming is affected, but to a very much slighter degree. Small-sized fat globules, viscosity of the milk, and coagulation of part of the casein by incipient fermentations, all tend to make separation more difficult; but in a majority of cases, unless the milk is so sour as to be coagulated, it may be completely creamed with a centrifugal separator, but will require a slower feeding (a reduction of 10

to 15 per cent will usually suffice), and a higher speed of the bowl, or both.

Conditions affecting the relative amount of skimmed milk and cream.—The relative amount of skimmed milk and cream is affected by the rate of inflow, by the speed of the bowl, by various special contrivances upon the machines themselves, and to a slight extent by the temperature of the milk. In the ordinary machine the size of the skimmed milk outlet is fixed, and therefore at a given velocity the outlet will discharge a nearly uniform quantity of fluid. If, then, the milk is turned into the bowl at such a rate that .8 of it escapes through the skimmed milk outlet, we shall have .8 skimmed milk and .2 cream. If now we reduce the rate of inflow by .1, we shall get just as much skimmed milk as before, but only one-half as much cream; or if the inflow is increased by .1, we shall get the same amount of skimmed milk and once and a half as much cream. If under the first conditions all of the fat was gathered into the cream, we shall have just as complete a separation as before, but will simply get a cream containing a greater or less percentage of fat, provided that the increase of inflow has not increased the total amount above the capacity of the machine. In other words, the greater the inflow, the more cream and the thinner the cream; the smaller the inflow, the less cream and the richer the cream. These variations can only take place within comparatively narrow limits. If we increase the inflow too much, we shall soon reach a point at which

the milk passes so rapidly through the machine that the separation is not complete, and if we reduce the inflow to such a point that the skimmed milk outlet has a capacity of discharging the milk as fast as it flows in, we shall get a separation until the bowl becomes filled, and then all of the milk will pass out of the skimmed milk outlet in the same condition in which it enters the machine.

The speed of the machine, also, affects the relative amount of cream and its percentage of fat. The size of the skimmed milk outlet being fixed, the faster the bowl is revolved the greater the capacity of this outlet will be, so that, the rate of inflow remaining uniform, the faster the bowl is revolved the less proportional amount of cream we shall have, and the richer it will be in fat, and vice versa. It must be borne in mind, further, that the speed of the bowl is also an important factor in the completeness of separation, and that if the speed is slackened in order to get a greater bulk of cream, there will be danger of incomplete separation.

Most of the machines have arrangements for regulating the relative amount of skimmed milk and cream without changing the rate of inflow or the speed of the machine. In most of the machines this arrangement is known as a "cream screw," and affects the amount of cream by placing the cream outlet nearer or farther from the center of the bowl; the nearer the center the cream screw is turned, the thicker will be the cream and the smaller the amount. Some of the separators change the proportion of

cream by increasing or decreasing the capacity of the skimmed milk outlet. If the capacity of the skimmed milk outlet be decreased, necessarily the amount of the cream will be increased, and vice versa.

The temperature of the milk only slightly affects the proportion of skimmed milk and cream. The warmer the milk, the more fluid it is, and the faster it will pass through the various openings of the machine. Slightly more milk at 85° will run through the same inflow than at 70°, and a large part of this increase will be found in the cream. The pressure of the milk in the vat above the machine will materially affect the rate of inflow, and a few inches will make a difference of two or three hundred pounds per hour on a large-sized machine.

Contrivances in the bowl to increase the efficiency of separation.— In the first separators made, the bowl was hollow, and the separation was caused directly by the centrifugal pressure acting upon the milk in a mass. In the later machines, va-

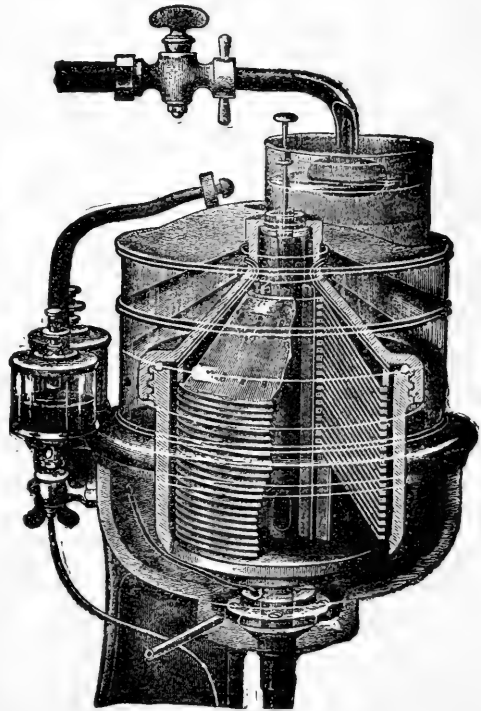


Fig. 11. Section of separator bowl of the disc or "Alpha" type.

rious contrivances have been introduced in the bowl to aid in the completeness of the separation or to increase the capacity. These contrivances have been of two general types: one to break up the wall of milk, and so give the particles of milk and cream a better chance to pass by one another in their passage from the center to the outside of the bowl; the other, a series of interruptions to the passage

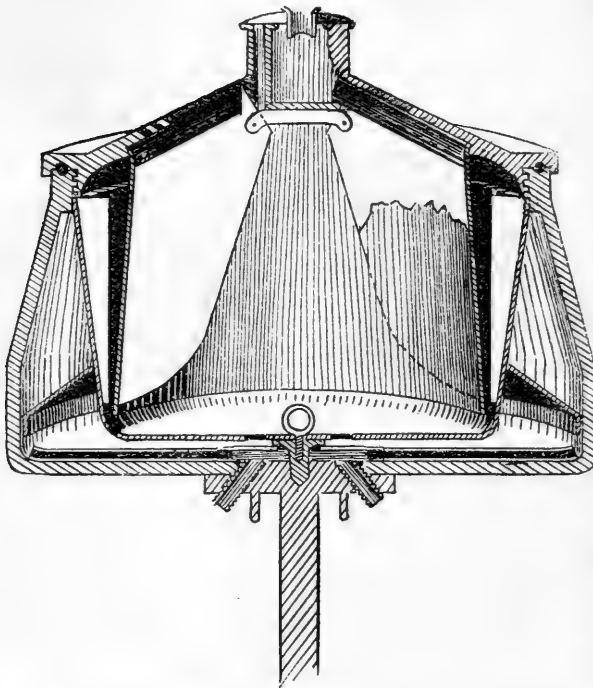


Fig. 12. Section of separator bowl of "United States" type.

of the milk from its entrance at the center to the outside, causing it to travel a much greater distance and be subjected to the centrifugal force for a longer time. These contrivances, while adding to the complexity of the machine, have increased the capacity and the efficiency of the

separation. The best known of these contrivances are the so-called "Alpha" discs or plates,—a series of cup-shaped plates, nearly filling the bowl of the

separator. These Alpha plates nearly double the separating capacity of the hollow bowl of the same




Fig. 13. Parts of bowl of "United States" type.

diameter, and at the same time the efficiency of separation is increased.

Mechanical conditions which affect separation.—Certain peculiarities in the construction or operation of the machine often materially influence the efficiency of separation. One of the most important of these is that the bowl should run steadily and smoothly, without any perceptible jar or trembling. The trembling of the bowl may be caused by lack of perfect balancing in the bowl itself. This can only be remedied by the manufacturer. The bowl may trem-

ble, also, because the bearings are not perfectly adjusted; and, lastly, the bowl may tremble because the machine is not set level or upon a solid foundation. A second cause of inefficient separation is variation in the velocity of the bowl. It is quite as important that the bowl run uniformly as it is that it attain any given rate of velocity. In this respect the turbine separators are more likely to be at fault than those run by belt power, and separators turned by hand are more subject to variations than those run by power.

An engine of ample power, with a good governor, and the power transmitted through an intermediate rope belt kept perfectly tightened, with well-oiled bearings all around, are the best safeguards to uniform speed.

Efficiency of separation in centrifugal machines.—

With the centrifugal separator run under perfect conditions, there is still a slight loss of fat in the skimmed milk. This need not be greater than .1 of 1 per cent. At the present time it is considered that where more than .1 of 1 per cent of fat is left in skimmed milk, a centrifugal machine is not doing perfect work, and numerous trials have shown that the machines of the leading forms can be made to reach this point of efficiency, as may be seen from the following table,* giving the average of a large number of tests made by several agricultural experiment stations:

*Cornell University Agricultural Experiment Station, Bulletin No. 105.

Name of machine.	Per cent of fat in skimmed milk.			
	Average.		Minimum.	Maximum.
	By series.	Of all trials.		
Accumulator12	.11	.01	.20
Alexandra Jumbo22	.22	.15	.33
Columbia09	.12	.05	.34
Danish Weston10	.08	.01	.25
DeLaval13	.09	.01	.50
Sharples27	.16	.05	.65
United States18	.12	.01	.60
Victoria21	.16	.05	.38

A series of trials made in Germany* shows a considerable variation in the various styles, and, on the whole, a rather less efficiency than has been obtained in this country, as is seen in the table following:

Name of machine.	Revolutions of bowl per minute.	Pounds separated per hour.	Temperature of milk F.	Per cent of fat in skimmed milk.	Number of trials.
Alpha B	5,100	537	92	.23	37
Alpha Baby . . .	6,900	286	72	.23	23
Baby	6,360	129	88	.18	15
Victoria	205	92	.17	19
Small Danish . .	7,241	288	90	.28	16
Large Danish . .	7,217	411	91	.35	16
Adjustable . . .	8,640	363	70	.10	3
Arnold's	8,531	458	90	.28	26
Medium Brown	4,037	268	91	.37	16

But while all the forms of separators can be made to do perfect work, there is more or less variation

* Milch Zeitung, xxiii., p. 296.

in the work done by the different machines of the same style and manufacture. This variation is due to slight peculiarities in the construction of the individual bowls, and which cannot be detected by the ordinary senses, and only appear upon an examination of the skimmed milk after actual use. These differences are well illustrated in a series of trials made in different factories,* and shown in detail in the following tables:

ALEXANDRA JUMBO.

Rated capacity, 2,000 pounds per hour.

Date.	No. of factory.	Pounds of milk in whole run.	Average temperature.	Range of temperature.	Average speed of bowl, revolutions per minute.	Range of speed.	Pounds separated per hour.	Per cent of fat in skimmed milk.
Aug. 19.	7	3,809	70	66-75	7,200	7,000-7,400	1,344	.25
" 20.	8	—	70	68-72	6,985	6,800-7,200	1,170	.15
" 20.	8	—	70	68-72	6,585	6,300-6,900	1,611	.20
" 21.	9	5,928	75	72-81	6,900	6,600-7,100	1,882	.20
" 23.	11	4,052	84	80-86	6,600	6,200-7,400	1,814	.33
Average	74	6,854	1,564	.23

DE LAVAL, ALPHA NO. 1.

Rated capacity, 2,500 pounds per hour.

July 17.	3	2,519	80	78-85	5,520	4,800-6,100	2,606	.08
Aug. 18.	6	3,629	74	73-76	5,806	5,700-6,000	2,592	.05
Sep. 16.	17	1,187	72	71-73	5,933	5,800-6,000	2,456	.08
" 20.	22	4,627	82	80-83	6,071	5,800-6,200	2,501	.04
" 21.	23	6,376	78	77-80	6,044	6,000-6,200	2,500	.03
Oct. 4.	24	5,588	82	78-85	5,844	5,600-6,000	2,747	.13
" 4.	25	1,802	86	85-90	6,280	6,000-6,400	2,040	.03
Average	79	5,928	2,491	.06.

*Cornell University Agricultural Experiment Station, Bulletin No. 105.

Variations in Machines of Same Style. 119

DE LAVAL, BABY.

Rated capacity, No. 2, 350; No. 3, 600 pounds per hour.

Date.	No. of factory.	Pounds of milk in whole run.	Average temperature.	Range of temperature.	Average speed of bowl, revolutions per minute.	Range of speed.	Pounds separated per hour.	Per cent of fat in skimmed milk.
May 31.	1	205	96	—	Rev. crank 54	—	362	.05
Sep. 14.	14	—	—	—	46	—	—	.06
Sep. 18.	19	146	83	81-86	46	—	303	.16
Average	90	..	49	..	333	.09

DE LAVAL, STANDARD.

Rated capacity, 1,100 pounds per hour.

					Rev. bowl			
Sep. 19.	21	—	73	71-75	7,914	7,700-8,200	1,020	.25
" 19.	21	—	73	71-75	8,140	7,600-8,400	930	.15
" 19.	21	—	72	71-75	8,300	8,000-8,500	1,000	.16
Average	73	...	8,118	983	.19

SHARPLES RUSSIAN.

Rated capacity, Standard, 1,100 pounds; Imperial, 2,000 pounds per hour.

July 16.	2	—	84	83-87	7,775	7,700-7,900	2,100	.40
July 16.	2	—	88	87-88	7,183	7,000-7,500	2,130	.65
Aug. 17.	5	1,718	80	78-82	7,800	7,700-7,900	1,874	.10
Aug. 24.	12	4,028	81	80-82	7,700	7,100-8,300	1,033	.05
Sept. 14.	13	2,509	85	84-86	7,433	6,800-7,600	1,158	.13
Sept. 17.	18	3,562	87	82-95	7,558	7,200-7,900	1,752	.45
Oct. 6.	18	2,716	90	87-91	7,675	7,400-7,900	1,873	.38
Average	85	...	7,589	1,703	.31

UNITED STATES.

Rated capacity, 2,000 pounds per hour.

July 18.	4	—	83	82-84	7,120	7,000-7,200	2,220	.18
Aug. 22.	10	3,962	81	79-91	7,025	6,800-7,300	1,964	.25
Sept. 15.	15	1,870	94	90-98	7,600	7,200-8,000	1,403	.08
Sept. 15.	16	3,850	88	81-100	6,075	5,600-6,600	1,650	.38
Sept. 18.	20	2,902	78	77-80	6,586	6,400-6,800	2,176	.60
Average	85	...	6,881	1,883	.30

These slight differences in individual bowls are common to all of the different kinds of machines, so far as is known, and this being the case, it is always due to the purchaser that he should secure from the manufacturer a guarantee that any given machine will do work of a certain grade of efficiency.

Other desirable and undesirable features of a separator.—Other things being equal, that separator is the best which will skim clean at the lowest temperature and with the least number of revolutions per minute. Other details of construction being equally good, and the capacities being the same, that separator will run the easiest whose diameter is least. A machine of small diameter not only runs easier, but is less easily thrown out of balance. The cream should be delivered in a smooth stream of uniform density, and the cream outlet should be of such form that a heavy cream may pass through it without danger of clogging. The bowl should be so constructed that all parts may be readily reached with the hand and thoroughly and easily cleaned.

CHAPTER VII.

THE RIPENING OF CREAM.

By the ripening process is meant all the treatment which the cream receives from the time that it is separated from the milk until it is put into the churn. Upon this treatment, and the changes that the cream undergoes, very largely depend the quality of the butter as regards texture and flavor. The texture of the butter is very largely influenced by the changes of temperature that are brought about during the ripening process. It seems to be essential to the production of a firm, solid texture in the butter that the cream, at some time during the ripening process, should be subjected to a constant temperature below 50° F. for several hours. When cream has been separated by a gravity process, particularly by a "deep setting" one, it has already experienced the effects of such a temperature, and is ready for ripening as soon as removed from the milk. But when cream is separated by a centrifugal separator, the temperature as it comes from the separator is rather high, and butter of good texture cannot be made unless the cream is cooled down and held cool for several hours before ripening has far advanced. The first step, then, in the ripening process with separator cream is to reduce its

temperature as rapidly and as uniformly as possible to at least 50° F., and to hold it there for as long a time as is convenient, usually six to eight hours. Another point which influences the texture of the butter depends upon the rapidity with which the various changes of temperature are made, and the extremes of temperature that are used. That butter will have the best texture which has seen the fewest possible changes of temperature between the time the milk is drawn from the cow and the time it is churned, and in which also all the necessary changes of temperature have been made most gradually. Not only will such butter have the best texture at low temperatures, but it will stand the effects of high temperatures better. In other words, it "stands up" under the heat better than butter that during the process of manufacture has been subject to sudden and great changes of temperature, although the final result may have been to keep it at a low temperature. The effects of ripening are more important and more marked upon the flavor of the butter than upon the texture. It is during the ripening that the characteristic flavors of the butter are largely brought out. It is not necessary to the manufacture of the butter itself that the cream be ripened at all. Butter may be made from cream just as soon as it is separated from the milk, but it will be of a distinctly different quality from that made from ripened cream. By ripening in the ordinary sense is meant the production of lactic acid in the cream.

In some attempts to substitute other acids for

lactic acid in ripening, Tiemann* found that in cream to which a small amount of hydrochloric acid had been added there was no difficulty in churning the butter, that the general flavor of the butter was good, but that it lacked in aroma and had a somewhat oily texture.

There is some doubt as to the origin of the characteristic flavors which are developed in the cream during the ripening process. These flavors are undoubtedly due to the presence of certain volatile substances—fats, bacterial products, or ether-like compounds—which are formed during the ripening process. It was formerly supposed that the production of the characteristic flavors was almost wholly a process of oxidation, and that cream, in order to be properly ripened, and to develop the best flavors, must be supplied with an abundance of oxygen in pure air during the process. Our knowledge of the presence of germs in milk and cream and the effect of their growth upon the various constituents of the milk, has led us to modify these views. At the present time it seems probable that the growth of germs which produce lactic acid has much to do with the production of the characteristic flavors of ripened cream. It has been asserted by some, notably Conn, that the production of the flavors is due to the growth of specific flavor-producing germs that are largely independent of the formation of lactic acid, but this view does not seem to explain all of the phenomena of the appear-

*Milch Zeitung, xxiii p. 701.

ance of such flavors, and it is by no means certain that the flavors are not in part produced as the result of direct oxidation. It is found in practice that the regulation of the production of lactic acid is the chief means in controlling the flavor.

The means of producing lactic acid.—In order that the milk or cream should ripen, or become sour, it is necessary that germs of lactic acid fermentations should gain access to it, and that a temperature favorable to their normal development should be secured. The presence of the germs may be left to chance inoculation, or they may be artificially supplied. Under ordinary conditions, by the time the cream has been separated from the milk, there will have reached it a sufficient number of germs of fermentation to cause a rapid production of lactic acid, though the number will vary from day to day and from time to time, and a certain amount of acid cannot be depended upon within any given specified time. The inoculation is more certain, and the desired degree of acidity will be more surely reached, at the end of a given time, if the germs are added in sufficient quantity artificially. The source of the inoculation may be buttermilk or cream from preceding churnings, or it may be in the form of an artificially prepared "starter" of sour skimmed milk, or it may be in the form of any of the so-called commercial lactic ferments. It is desirable that none but the proper germs should find access to the milk, and in relying upon natural means there is always more or less danger that putrefactive and other undesirable

ferments may gain access to the cream. As between the various forms of artificial starter, there is not much to be said. It is generally held that a starter made from skimmed milk is less likely to contain germs other than those desired than when cream, whole milk, or even buttermilk are used.

With regard to the use of the various commercial bacterial ferments, there is considerable diversity of opinion. Their use was first recommended several years ago in Denmark, as a result of the researches of Storch, and has grown rapidly, both in Denmark and Germany, until at the present time a large part of the butter produced in the former country is made from cream first pasteurized, and then ripened with the aid of an artificial bacteria culture. The use of such ferments has only slightly extended to this country, chiefly through the medium of Hansen's lactic ferment.

In this country Conn has been the chief investigator of similar organisms. From 1890 to 1893* he isolated several organisms, the culture of which in cream improved the flavor of the resulting butter to a greater or less extent. In the latter year he discovered in a can of milk sent from Uruguay to the World's Columbian Exposition at Chicago, a germ so much better in this respect that it alone has since been used, and cultures of it placed upon the market under the name of B. 41 (*Bacillus* No. 41).

A series of investigations by Farrington and Rus-

*Storrs Agricultural Experiment Station, Reports 1890-93.

sell,* in which a large number of samples of butter were made from cream ripened by the use of B. 41, and in the ordinary way, or "normally," and submitted to the judgment of several experts who were ignorant of the process of manufacture, led to the conclusion that the "Conn culture, B. 41, did not improve the flavor of the separator butter ripened for one day at a high temperature, or of that ripened for a longer time at a lower temperature; on the contrary, the score of the fresh B. 41 butter by the different judges was, in the majority of cases, materially lower than that of normal butter. * * *

With separator butter in cold storage, that made with B. 41 deteriorated less than did the normal butter. When taken from storage there was but little difference in flavor between these two butters, although the normal butter when fresh scored higher."

The difference in the flavor of the two kinds of butter when fresh, as indicated by the different judges, is shown in the table:

	Gurler.	Barber.	Moore.	General average scores.
Number of butter packages scored	14	14	12	
Average score of normal butter	44.4	45.3	45.1	45.3
Average score of B. 41 butter.	43.7	44	43	43.9
Difference in favor of normal butter7	1.3	2.1	1.4

*Wisconsin Agricultural Experiment Station, Bulletin 48.

On the other hand, a considerable number of factories in this country have secured an increased flavor and quality in their product from ripening their cream with the aid of either Hansen's ferment or B. 41.

The present status of the whole matter seems to be that the various commercial artificial ferments are now prepared in such form that they are readily transported, they retain their vitality for a considerable length of time, and are practically free from any undesirable germs. Their use in careful hands is likely to be followed with uniformly good results. Still, where all of the surroundings are cleanly and the atmosphere pure, the use of such artificial germs is not necessary to produce butter of the highest quality.

Temperature of ripening.—The various germs of lactic fermentations find their optimum growth point at from 80° to 90° F., and milk or cream kept at those temperatures will most rapidly become sour. The effect of such high temperatures, while favorable to the production of lactic acid, is less favorable to the texture of the butter, and on this account it is desirable to ripen the cream at as low a temperature as will insure a fairly rapid growth of the lactic germs. A temperature of from 60° to 70° F. will ordinarily bring this about. The amount of acid developed in any given length of time will depend not only upon the temperature at which the cream has been kept, but also upon the number and activity of the germs originally present, so that if we have a thorough inoculation to start with, a lower temperature will be sufficient to cause the development of

the requisite amount of acid; but if only a slight inoculation is present, a higher temperature will be necessary. Ordinarily, there will be more germs present in the atmosphere during the warm months than in the winter, consequently a lower temperature will bring about the same degree of acidity in a shorter time in summer than in winter.

The amount of acid necessary.—The amount of acid that it is desirable to have in the cream at the time of churning depends, of course, largely upon the flavors desired by the consumer. It is important that whatever amount is desired should be uniform from day to day. By far the larger proportion of consumers prefer the flavors that are characteristic of ripening till sufficient acid to slightly coagulate the casein is present. Consumers of delicate taste readily distinguish between the flavors due to a greater or less amount of acid, and it is highly desirable that some means of determining the amount of acid present be available. The butter-maker of trained senses has little difficulty in distinguishing by the somewhat thickened and glistening appearance of his cream, when stirred, the proper condition of the cream for churning. Besides this, there are, fortunately, more exact means for determining the acidity.

Acid tests.—Dr. A. G. Manns first suggested the use of an alkali of known strength to determine the proper acidity of cream for churning, and devised what is known as Manns' acid test. It simply consisted in neutralizing the acid in the cream with a standard alkali, the standard used being that known

to chemists as decinormal, or $\frac{n}{10}$, and the acidity was reckoned in terms of cubic centimeters of alkali required to neutralize the acid in a given quantity of cream. In the use of this test, an indicator which changes color according as the medium is acid or alkaline, is used. A convenient indicator is phenolphthalein, which is colorless in acid solutions and pinkish in alkaline. Later, Professor Farrington* devised tablets containing a known amount of alkali for the same purpose, known as Farrington's alkaline tablets. Each tablet contains an amount of alkali equal to 3.8 cubic centimeters of decinormal alkali, and a sufficient amount of phenolphthalein indicator. The cream to be tested is measured, and to it is added a solution of the tablets (one tablet in ten cubic centimeters of water) until the cream retains a pinkish tinge. The tablet solution should always be fresh, not more than ten hours old. The tablets themselves will keep indefinitely. The proper degree of acidity is indicated when 30-35 c. c. of Farrington tablet solution, or 11-13 c. c. of decinormal alkali, are required to neutralize the acid in 20 cubic centimeters of cream.

Determination of lactic acid in milk or cream.—Farrington's alkaline tablets may also be conveniently used to determine the percentage of lactic acid in any given sample of milk or cream. In order to do this, it is only necessary to understand that equal volumes of normal or decinormal acids and alkalies neutral-

* Bull. 32, Ill. Agr. Exp. Sta. Bull. 52, Wis. Agr. Exp. Sta.

ize each other; and, further, that a normal solution of lactic acid contains 90 grams of acid in each liter, or 1,000 c. c. A decinormal solution would contain 1-10th as much, or 9 grams in each liter, and a cubic centimeter would contain $\frac{1}{1,000}$ th as much as a liter, or .009 grams of lactic acid. Each tablet of the Farrington alkali is equal in strength to 3.8 c. c. of decinormal alkali, and if the tablet solution is made by dissolving 10 tablets in 100 c. c. of water, each cubic centimeter of the solution will be equal to .38 c. c. of decinormal alkali, and will, therefore, neutralize .38 of .009 grams, or .0034 grams, of lactic acid.



Fig. 14.
B u -
rette.

To determine the percentage of acid in any given sample of milk or cream, a certain amount, as 20 c. c., of the sample to be tested is measured out, and the tablet solution is added from a burette or graduated cylinder till the milk retains a pinkish tinge. If this occurs when 1 c. c. of the tablet solution has been added, the 20 c. c. of milk contain .0034 grams of lactic acid; but 20 c. c. of milk weigh 20.64 grams (sp. gr. milk, 1.032), therefore the percentage of lactic acid is $.0034 \div 20.64 = .00017$, or .017 per cent. If more than 1 c. c. of the tablet solution is required to neutralize the acid, or if more or less than 20 c. c. of milk or cream are taken, the percentage of acid will be found by multiplying the



Fig. 15.
Graduated glass
cylinder.

number of cubic centimeters of tablet solution required by .0034 and dividing by the number of grams of milk taken (grams of milk = c. c. \times 1.032).

Further effects of ripening.—Besides affecting the flavor, it is believed that ripening aids in the ease of churning, in the completeness of churning, and in improving the keeping quality of the resulting butter. It was formerly supposed that sweet cream could not be churned into butter, and in fact with but a moderate percentage of fat (15 to 20 per cent) it does churn with much more difficulty than the same cream after it has been ripened; but since the introduction of the separator, and the consequent production of a much heavier cream, it has been found that sweet cream can be churned into butter quite as readily as ripened cream. In cream containing but a moderate amount of fat, it is necessary to reduce the temperature from six to eight degrees, in order to churn it sweet. The difference in the keeping quality of ripened and sweet cream butter is likewise not so great as it was formerly supposed to be. In fact, sweet cream butter, if properly made and kept, will in a short time very closely approach the qualities of ripened cream butter.

Effects of churning cream of different degrees of ripeness.—If parcels of cream of different degrees of ripeness are mixed together and then churned, it will be found that the different creams will churn differently. One will produce butter in a shorter time than another, or with less agitation. The consequence is that when this occurs the churn is

stopped before the churning is completed, and much fat is lost in the buttermilk. It is a matter of considerable practical importance, so far as loss of fat is concerned, and to some extent also upon the flavor of the butter, that all of the cream churned at one time should be ripened together, evenly and uniformly. If creams of different ages are to be churned together they should be mixed together at least twelve hours before churning, so that the condition of acidity shall be the same throughout the whole mass.

Bad effects of over-ripening.—When too much lactic acid is developed in the cream the casein is firmly coagulated, and in the process of churning is broken up into minute granules, which become incorporated into the butter in the form of white specks or flakes of casein. Such white specks, besides injuring the appearance of the butter, greatly detract from its keeping qualities, as the putrefactive fermentations soon set up in them and give rise to disagreeable flavors. Danger from this source is liable to be present if the coagulation of the cream has gone so far that any whey has separated. The cream should in all cases be churned before the ripening process has reached this point. It was formerly supposed, and is still generally believed, that the production of an excess of lactic acid in ripening tends to a loss of butter, from the fact that the acid dissolved or "cut" the fat, causing it to disappear. This has been shown, both theoretically and practically, not to be the case. Lactic acid has no appre-

ciable effect upon fat, so far as dissolving or decomposing it is concerned, and cream may be held until the whey has separated to the full extent without any loss in the amount of butter that it is possible to churn from it. The chief evil effect in over-ripening is in the production of strong and undesirable flavors accompanying the undue production of lactic acid.

CHAPTER VIII.

CHURNING.

THE process of causing the particles of butter fat to unite into masses, so that they may readily be separated from the milk serum, is called churning. Such union of the particles of fat is ordinarily brought about by agitation of the cream in a suitable vessel, called a churn. If milk or cream be agitated at a temperature somewhat below the melting point of butter fat, the particles of fat, as they pass by one another, agglutinate themselves into masses, and, the process being continued, the first formed masses continue uniting, until finally the whole body of fat may be brought together in a practically solid mass. The conditions influencing the separation of fat in this way are, first, the viscosity of the milk; second, the ripeness of the cream; third, the nature of the agitation; fourth, the quality of the globules of fat.

The viscosity of the milk. — The viscosity of the milk affects the churning, in that it tends to keep the particles of fat from moving freely upon one another, and in that the viscous portions of the milk, notably some of the albuminous matter, form a more or less dense layer about the fat globules,

tending to keep them apart. The more viscous the milk, then, the greater the difficulty with which it will churn.

The ripeness of the cream.—The ripeness of the cream affects the churning, largely because of its effect upon the viscosity of the milk. The production of lactic acid in milk always has the tendency to render it less viscous, and sour milk or cream, therefore, will churn more readily than sweet for this reason. The viscosity of the milk must be distinguished from the thickness of the milk, due to the coagulation of the casein. Souring of the milk renders it less viscous, but at the same time by coagulating the casein renders it thicker and less fluid.

The temperature.—The temperature is the most important condition affecting churning. Whether the particles of fat shall unite as they pass by one another when the liquid is in motion, depends very largely upon their temperature and degree of plasticity. If the temperature is too low, the globules of fat are so hard that when they hit one another they do not stick together. If, on the other hand, the temperature is too high, the effect of agitating the globules of fat is, instead of causing them to unite, to break them up into still smaller globules, and so render the emulsion more permanent. The range of temperature through which the particles of fat may be made to unite is considerable. The extreme limits may be placed at from 46° to 80° F. But while butter may be churned from

milk or cream through this wide range of temperature, the quality of the butter is very seriously affected. The butter is in the best condition when it is churned at such a temperature that the particles of fat unite readily, and when united form firm masses or granules of butter. The temperature at which this desirable end is brought about varies under a wide range of conditions, the most important of which are the following: The individuality of the animal; the period of lactation; the nature of the food of the cows; the season of the year. These conditions are all conditions which affect the melting point of the butter fat. The higher the melting point of the fat, the higher the temperature at which the milk should be churned, and the lower the melting point of the fat, the lower the churning temperature. Any condition which tends to make the butter fat hard will necessarily be followed by a rise in the churning temperature, and any condition which tends to make the butter fat soft will for the same reason be followed by a fall in the churning temperature. It is impossible, then, to name any single temperature which is the best or even the proper one at which to churn; but while there is a considerable range of temperature, which under different conditions may give the best results, still this range is not so wide as the range of temperature at which it is possible to churn, and the limits may perhaps be placed at from 50° to 66° F. In general, the lowest temperature compatible with securing butter in a reasonable

length of time will give butter of the best quality. The lower the temperature at which the butter is churned, other things being equal, the more completely will the butter be removed from the buttermilk, the longer will be the time required for churning, and the less casein will be found in the butter.

The nature of the agitation.—It is generally believed that the best results follow from agitating the cream in such a way that the particles of fat are subject to more or less concussion, though it is not at all necessary that this concussion should take place. Mere gentle stirring of the cream, if continued long enough, will bring butter, and agitating the cream by passing bubbles of air through it will also cause it to churn. Many churns have been devised which bring about the churning by agitating the cream with floats or paddles, and in the old-fashioned dash churn there was a minimum amount of concussion, the motion being largely that of stirring. Where the agitation is brought about by the use of paddles or stirring instruments, the texture of the butter is usually injured, because of the effect of the stirring motion upon the grain of the first particles of butter formed. The best churns, then, are entirely hollow vessels, barrel or box, which bring about agitation of the cream through concussion of the particles upon the sides of the rotating churn. The churning depends, also, upon the rate of agitation; the faster the motion to which the particles of cream are subjected, the quicker will be the churning. In this respect the

motion of the particles and the motion of the churn must not be confounded. If the motion of the churn is increased so that sufficient centrifugal force is generated to cause the particles of cream to partake of




Fig. 16. Barrel power churn.

the motion of the churn, then, though the particles may pass through space at a greater rate of speed, the motion of the particles upon each other will be lessened. A maximum motion of the particles upon each other is obtained when the speed of the churn stops just short of setting up centrifugal force in

the churn. This will be found to correspond to a motion of the particles of cream of about 700 feet per minute.

The quality of the globules of fat.—The quality of the globules of fat, both as to their size and char-




Fig. 17. Square box power churn.

acter, bears an important part in the phenomena of churning. So far as the hardness or softness of the fats are concerned, this has already been treated of under the effect of temperature; but temperature is not the only influence which causes variation in

the hardness or softness of the fat. The relative proportions of hard and soft fats vary considerably.




Fig. 18. "Fargo" combined churn and butter worker.

When the soft fats predominate, the churning is easier than when they are in less proportion. The size of the fat globules also bears an important part in the ease and time required for churning.

In passing through a mass of liquid two large globules are more likely to hit each other than are two small ones, the relative probability of their meeting and hitting being in proportion to the square of their diameters.

The end of churning.—When the particles of fat have united to such an extent that they begin to be visible in the cream, the butter is said to "break," and from this time on the process of churning is rapidly finished. Two things are to be observed in bringing the operation of churning to a close. In the first place, the churning should be continued until the separation of fat is as complete as possible. In the second place, the larger the masses of butter in the churning the more difficult is the removal of the buttermilk. If the cream is thoroughly and uniformly ripened, the separation will be more uniform and the churning more complete than when creams of different degrees of ripeness

are churned together; but under various conditions, and from time to time, the completeness of separation varies with the size of the granules of butter; that is to say, if the granules have reached a certain size, it does not always follow that the fat has been removed from the buttermilk to the same degree, so that the size of the granules of butter is not a certain indication of the completeness of churning. When the churning process is complete, the buttermilk takes on a thin, bluish, watery appearance, quite distinct from the thicker creamy appearance of the unchurned cream, and the churning should be continued until this condition of the buttermilk is reached, even though the granules are increased in size beyond the point favorable to their best separation from the buttermilk. The higher the temperature at which the cream is churned, the greater the percentage of fat left in the buttermilk and the more casein will be incorporated with the butter.

Difficult churning.—Conditions often arise under which it is very difficult or impossible to cause the butter to unite in granules and separate from the buttermilk. One of the chief difficulties accompanies a small and hard condition of the butter granules with a high viscosity in the cream. These conditions usually occur in the late fall and early winter months, when the cows are far advanced in lactation, and when they are often fed on dry food of a character to make hard butter fat. An improper ripening of the cream often accompanies these conditions, so that complaints of difficulty in

churning are usually numerous at this period of the year. These complaints readily yield to the proper treatment, which is indicated under the conditions affecting churning, and so far as is known there never occurs a condition under which it is absolutely impossible to churn the butter from any given sample of cream. The course to be followed in cases of this nature is, first, to add to the food of the cows something of a succulent nature, that will cause the secretion of milk to be greater in amount and not so viscous. Second, to further lessen the viscosity by bringing about a vigorous lactic acid fermentation in the milk, and in extreme instances, perhaps, diluting the cream with warm water or weak brine. Care must be taken that this dilution does not go too far, or difficulty in churning from the thinness of the cream will result. The production of lactic acid in good amounts and within a reasonable time seems to be an important means of overcoming these cases of difficult churning. It is not unlikely that some of the lower fermentations, which take place at temperatures below which the lactic acid germs are active, may in themselves have a retarding effect upon the churning. These cases of difficult churning are frequently accompanied by the production of an acrid or bitter putrefactive fermentation product in the cream.

If the attempt is made to churn at an extremely low temperature, the agitation of the cream serves to incorporate with it bubbles of air, and the cream froths or swells. When this takes place,

little can be done except to allow the cream to stand for several hours and then warm it up gradually four or five degrees before again starting the churn. There is very much less danger of swelling in the revolving churns than in dash churns.

Frequently also, in cases when the attempt is made to churn at the extreme lowest point possible, the formation of butter stops just short of the breaking point, and further agitation does not result in an increase of butter. This may be overcome by slightly raising the temperature, or by the addition of a little water at a temperature of 85° or 90° F.; or, what is better, it can usually be brought about by the addition of a little dry salt to the churn. The solution of salt in the water of the cream seems to affect the viscosity in such a way that the formation of butter granules is greatly facilitated.

When ripened cream is churned, there is usually an evolution of gas immediately after the agitation commences. This is gas which has been formed by some of the fermentations going on in the cream, and the gas is liberated within the first five or ten minutes. The temperature also rises two or three degrees during the operation, from the effect of the friction of the particles upon one another.

CHAPTER IX.

FINISHING AND MARKETING BUTTER.

WHEN the churning process is complete, it still remains to separate the buttermilk from the granules of butter, and to bring the whole into a solid, uniform mass, suitable for consumption and properly flavored with salt. These operations may be performed in a variety of ways. Formerly it was the custom to continue the churning until the butter was in a measurably solid mass, when it was removed from the churn and the buttermilk expelled by pressure, at the same time that the salt was incorporated with the butter. Now the buttermilk is uniformly removed from the butter by washing with water in the churn, and in many instances the salt is incorporated with it during the whole or part of this operation; but the more common practice is to wash the butter in the churn and to work out the surplus moisture and incorporate the salt upon a separate instrument, called a butter worker.

Washing the butter.—The churning should be stopped as soon as the buttermilk is clear and watery. If the churning has been done at the right temperature and the cream properly ripened, this con-

dition will occur when the butter granules are not larger than kernels of wheat. As soon as the churn is stopped, the addition of a little cold water to the contents of the churn will facilitate the rising of the smaller globules of butter through the buttermilk. The buttermilk should then be drawn off from the bottom of the churn, and the butter allowed to drain thoroughly. After the butter is thoroughly drained, water at a temperature of 45° to 55° F. should be added in amounts equal to two-thirds the amount of buttermilk withdrawn. The contents of the churn should then be gently agitated, so that the water may come in contact with each particle of butter, but not to such an extent that the particles will compact themselves into larger masses. In about ten or fifteen minutes, this water should be withdrawn and the butter allowed to drain as before, after which the butter should be washed the second time in the same manner. This second water should run away clear, or with a very slight milkiness. If it is at all milky, the butter should be washed again, and the washing continued until the water does run away clear. It is desirable that as little washing be done as possible, and if care is taken in stopping the churning at the right moment, and in draining and washing the butter, two waters will be sufficient. The addition of a small amount of salt to the first washing water will facilitate the removal of the buttermilk, but will not add any perceptible saltiness to the butter. The way in which the washing is done perceptibly affects the quality of the

finished butter, particularly so far as regards its texture and percentage of water. The smaller the granules of butter when the churn is stopped, and the colder the water used, the more water will remain in the butter without appearing in the form of drops. If the churning has progressed until the butter has formed masses the size of a hickory nut or larger, particularly if the butter is soft, it will be impossible to completely wash the buttermilk from the butter, and the buttermilk must necessarily be removed in working. Such butter will always retain in its flavor traces of the buttermilk so incorporated with it.

The texture of the butter is also affected by the temperature of the wash water. If the butter comes soft, the attempt is usually made to cool it down rapidly by the addition of large amounts of very cold water. The butter can be hardened up in this way, but it will show the effect of sudden changes of temperature afterward much more strongly than if it were cooled down more slowly. Butter fat does not conduct heat rapidly, and to become thoroughly warm or thoroughly cool requires some little time. If, then, butter has been churned too warm, and comes in a soft condition, the washing process should be much prolonged. Use the ordinary amount of water and at the ordinary temperature, but allow the butter to remain in it until it has had sufficient time to thoroughly adjust itself to the changed condition. It can then be taken out and worked without danger of quickly becoming soft again. There is also

danger of removing some of the more delicate flavoring oils of the butter by the use of too large an amount of very cold water. These flavoring oils are




Fig. 19. "Eureka" hand butter-walker.

slightly soluble, and more soluble at a low temperature, so that the drenching with large amounts of very cold water has a tendency toward the production of a flavorless or tallowy butter.

Working.—Working butter is an integral part of the process of manufacture, only in so far as it relates to the incorporation of the salt and bringing the butter into the compact form necessary for consumption, so that all working beyond that which is necessary to bring about these two things is super-

fluorous, and, because of the danger of injuring the grain of the butter, is objectionable. The grain of the butter is least affected by working when this is done by pressure and at a temperature of from 45° to 55° F. The amount of water that remains




Fig. 20. "Mason" table butter-worker.

in the butter depends, as before stated, upon the temperature and fineness of the granules. The finer and colder the butter, the more water will it retain.

Salting. — Salt is added to butter solely for the sake of the flavor which it imparts. While salt has undoubted antiseptic properties, these play very little part in the preservation of butter, and need not be taken into consideration. The amount of salt, then, that should be added to butter depends entirely

upon the taste of the consumer for whom it is intended, and may vary from a mere trifle to as much as $2\frac{1}{2}$ ounces for each pound of butter. The great majority of consumers, however, prefer an amount ranging between $\frac{3}{4}$ of an ounce and 1 ounce to the pound. The addition of a uniform




Fig. 21. "Centrifugal" or vertical butter-worke.

amount of salt from day to day is a matter of considerable importance in securing a uniform quality of butter, and the amount of salt should, therefore, be based upon the least variable factor possible. It will be found that from day to day the size of the granules of butter when washed, and the

amount of water adhering to them, will vary considerably, so that the weight of washed and drained butter will not bear any definite relation to the amount of finished butter, and if the attempt is made to gauge the salt by the weight of drained butter, it will be found that the degree of saltiness will vary considerably, because when more water is contained in the butter much more of the salt will pass out with the brine. When a separator is used in creaming, the weight of cream will be found to bear a closer proportion to the weight of finished butter than either the original weight of the whole milk or the weight of the washed and drained butter, and the more uniform salting will be obtained if the salt is added in the ratio of a certain percentage of the weight of the cream. The salt should be added so that it can be readily and uniformly incorporated with the whole amount of butter. This is conveniently done while the water is being expressed from the butter in the worker, and the working should continue until the salt has completely dissolved, because the salt has a deepening effect upon the color of the butter, and if some undissolved portions remain, these, afterwards dissolving in the water contained in the butter, will make a strong brine at that particular point, and consequently a deeper color, and mottled or streaked butter is the result.

The salt should be dry, of uniform grain, and should readily and completely dissolve to a clear solution. Those brands of salt which are made from

the natural crystal give the best results so far as remaining dry and freedom from caking are concerned.

Brine salting.—With many who prefer a butter slightly salted, it is sometimes convenient to add the salt through the medium of brine, rather than to mix it with the butter in a dry condition. The advantages of brine salting are that a light amount of salt may be uniformly incorporated with the butter. It is not possible to incorporate with the butter a large amount of salt in this way. Where well-drained butter is salted at the rate of one ounce to the pound, there will remain in the butter about 3 per cent of salt. Where butter is washed twice with a saturated brine, there will remain in the butter when worked about 2 per cent of salt. In salting butter in this manner, it is necessary that the brine should be prepared beforehand. This is best done by dissolving the salt in warm water, as much as the water will hold, and then cooling it to the proper temperature to add to the butter. The brine in this instance may take the place of the second wash water. After the brine has remained upon the butter five or ten minutes, it should be withdrawn and additional salt added to it, or a second portion of saturated brine added and left upon the butter for a similar length of time, after which the brine may be withdrawn and the butter worked in the ordinary manner.

Packing and marketing.—After the butter has been worked until the salt is completely dissolved and a sufficient amount of water removed, it is

ready for packing. Butter that is to be packed and held for any considerable length of time should be worked drier than when it is intended for immediate consumption. Fresh butter is most highly esteemed in most markets when it contains about all the water that it will hold, but if such butter is held for any length of time the evaporation of water from the surface will lead to a deposition of salt, which detracts much from its appearance and salableness. An ideal package for butter is one that is light, strong and tight. None of the packages in ordinary use are perfect in all of these respects. Wooden packages, though light and strong, always leak more or less and let in air. Tin packages are more or less objectionable because of the action of the salt upon the tin, and iron, and glass, and crockery packages, although tight and clean, are heavy and subject to breakage. Packages made of paper or wood pulp have been used to some extent, as have also packages of these materials covered with paraffine, but they do not make a very attractive package. All things considered, tight, smooth, well-made tubs of ash, spruce or oak make the most available package. All wooden packages possess the characteristic flavor of the wood, which may be imparted to the butter to a greater or less extent if it is allowed to remain in them very long. In order to obviate this, the odor of the wood should be removed as much as possible before the butter is packed. The package should be thoroughly steamed, and then filled with hot water in which some salt

has been dissolved, and allowed to stand at least twenty-four hours, after which it should be scalded a second time and then cooled with cold water. Butter may also be packed in prints or moulds, especially for immediate consumption. The demand for butter in this form is increasing, and for nearby markets it is one of the most desirable forms of packing. In cool weather and with proper precautions, prints may also be shipped considerable distances with success. Prints are usually made in pound and half-pound sizes, intended to go directly upon the table in the shape in which they leave the manufacturer. Various shapes and sizes of prints have been made, but since the great increase in the demand for butter in this shape, a standard size for pound prints has been settled upon that makes a rectangular print, $4\frac{5}{8}$ x $2\frac{1}{2}$ x $2\frac{3}{8}$ inches. These prints are wrapped in parchment paper and packed in specially made carrying boxes.

Composition and quality of butter.—The average composition of butter is about as follows:

Fat	85 per cent.
Casein	1 per cent.
Salt	3 per cent.
Water	11 per cent.

The percentage of fat should not fall below 80 per cent nor the water rise above 15 per cent. The percentage of casein should not exceed 4 per cent. The percentage of fat in butter of good quality often rises to 86 or 88 per cent. The quality of butter is judged upon its flavor, texture, color, amount of salt,

and its general style and appearance. Butter of good flavor should have the characteristic flavors well pronounced. It should be free from any rancidity, and clean and pure so far as any extraneous flavor is concerned. The determination of the flavor of any sample of butter is entirely one of individual judgment. To some a high flavor is one in which the flavoring oils are developed almost to the verge of rancidity; in others, high flavor means a certain amount of the flavor of sour milk or buttermilk; with still others, that butter is esteemed of the best flavor that is cleanest and purest. The true bouquet of high-class butter is a mild, distinct, volatile flavor or combination of flavors extremely difficult to describe, and only met with in perfection under the best conditions.

The texture of butter depends upon the state of the granular condition of the fats. When the butter is first formed in the churn it makes its appearance in the shape of minute irregular granules. In the subsequent process of manufacture these granules never completely lose their individuality, and constitute the so-called grain of the butter. The more distinctly the individuality of the granules is marked in the mass of butter, the better the texture. The texture of the butter is shown by an appearance like broken cast iron when a mass of butter is broken in two transversely, and when a metal is passed through the butter, as a knife or trier, if the butter be of the best texture, no particles of fat adhere to it. The texture of the butter is deteriorated if the particles of butter are churned in too large masses, and if

in the process of working the individual particles are made to move upon one another at too high a temperature. The mere warming of the butter to a point approaching the melting point destroys the grain upon subsequent cooling, even though the mass of butter may have been undisturbed.

The color of the butter should be a clear, bright, golden yellow, such as is naturally yielded by the cow when feeding upon fresh pasture grasses. The natural color of the butter is affected very largely by the race of the cow, by the character of the food, and by the period of lactation. Scarcely any breed of cows will yield a butter of ideal color upon dry food late in their period of lactation. On the other hand, one or two races upon fresh pasture will yield a butter of too high a color to suit the most critical trade. The great mass of butter made is artificially colored. For this purpose a large variety of substances has been used, but practically the only coloring matter now employed is a preparation of annatto (a coloring matter in the seed pulp of *Bixa orellana*) in some neutral oil. This coloring matter is prepared of such strength that only minute quantities are necessary to be added to the cream to produce butter of the proper shade. Butter artificially colored should be uniform, of a bright golden yellow color, free from any reddish tinge. The demand of different markets varies considerably in regard to the shade of color desired.

In regard to salt, the quality of the butter is not necessarily affected by the amount of salt, that

being established by the demand of the trade for which it is intended, but the salt, in whatever degree added, should be completely dissolved, and should be uniform throughout the whole mass of butter. The finish of the butter, in whatever form packed, should be such that it will present a neat, clean, attractive appearance. The different qualities of butter are ranked in importance in accordance with the following scales:

Flavor	40 to 45.
Texture	25 to 30.
Color	10 to 15.
Salt	10
Finish	5

CHAPTER X.

MILK FOR CHEESE MAKING.

CHEESE is a product manufactured from milk, into which a large part of the solids are gathered together in such form that their nourishing qualities are retained, at the same time that they are brought into a condition capable of preservation and convenient for transportation. The solids which are concerned in the manufacture of cheese are the casein, the fats, and a considerable portion of the ash. The albumin, nearly all of the sugar, about one-third of the ash, and a small part of the fat, escape during the course of manufacture. The elimination of a large part of the water is the chief step in the process of cheese making. In general terms, cheese consists of about equal proportions of water, fat and casein, with a certain amount of salt and minute quantities of milk sugar and ash. In milk, the casein exists in a state of minute suspension or semi-solution. The essential step in securing the separation of the water is in rendering the casein insoluble. Casein, like most albuminous organic substances, exists in two forms, known respectively as the soluble and the insoluble or coagulated form, and the change from solution to insolubility is termed coagulation. In the case of

casein, coagulation may be brought about by several reagents, but the one universally employed in cheese making is a soluble ferment found in the stomachs of young mammalia and in certain other animals, known as rennet. By the addition of rennet to milk, the casein takes on the form of a homogeneous gelatinous solid, and in changing its form encloses in its mass the globules of fat. In bringing about the change in the casein in this way, the rennet acts by contact; that is, its own constitution is in no way disturbed, and a minute amount of rennet is capable of causing the coagulation of a large amount of milk.

Quality of milk for cheese making.—While it is scarcely necessary to demonstrate that milk is valuable for butter making in proportion to the amount of fat it contains, the proposition that its percentage of fat is also a measure of the value of nearly all milk for cheese making has not been so readily accepted. Indeed, until within a very short time, the prevailing opinion among dairymen and cheese-makers has been that a milk poor in fat was likely to be rich in casein, and hence more valuable for cheese making purposes. But both fat and casein are constituents of cheese, and both are of nearly equal importance; hence, the richer a milk is in fat, the more cheese it will make, and recent research has shown that for milks containing a normal amount of fat the yield of cheese will be nearly proportional to the percentage of fat in the milk.

Van Slyke,* in a series of investigations extending over several years, and including the milk of not less than fifteen hundred different cows, found that as the percentage of fat increased the percentage of casein increased in a nearly constant ratio; or, to quote his own words: "While we have noticed considerable variation when we considered individual herds, we have found that, as a rule, there were two-thirds of one pound of casein for each pound of fat in the milk, whether the milk contained 3 or 4 per cent of fat; though this normal relation was considerably affected in the season of 1893 by the effects of drought upon the pastures. * * * * When the amount of fat in the milk increased beyond 4½ per cent, there was a gradual but slight diminution of casein for each pound of fat."

The accompanying tables give the data upon which Dr. Van Slyke's opinions were based:

Table showing relation of fat to casein in normal milk.

Group.	Per cent of fat in milk.	Number of samples.	Average per cent of fat in each group.	Average per cent of casein in each group	Average pounds of casein for each pound of fat.
I.	3 to 3.5	22	3.35	2.20	0.66
II.	3.5 to 4	112	3.72	2.46	0.66
III.	4 to 4.5	78	4.15	2.70	0.65
IV.	4.5 to 5	16	4.74	3.05	0.64
V.	5 to 5.25	7	5.13	3.12	0.61

*New York Agricultural Experiment Station, Bulletin, No. 68, New Series.

Table showing relation of fat in milk to yield of cheese.

Group.	Per cent of fat in milk.	Pounds of green cheese made from 100 lbs. of milk.	Pounds of green cheese made for one pound of fat in milk.
I.	3 to 3.5	9.14	2.73
II.	3.5 to 4	10.04	2.70
III.	4 to 4.5	11.34	2.73
IV.	4.5 to 5	12.85	2.71
V.	5 to 5.25	13.62	2.66

Babcock* tabulated the results of a large number of observations in factories in Wisconsin in the accompanying tables, and while agreeing in the main with Van Slyke, was forced to conclude that, "at the same season of the year, rich milks do not yield as much cheese in proportion to the fat they contain as do poor milks, but that a rich milk toward the end of the season may do as well as a much poorer milk earlier in the season."

Table showing yield of cheese in Wisconsin factories according to per cent of fat in milk.

No. of groups.	No. of reports.	Range of fat per cent.	Average per cent of fat.	Average yield of cheese per 100 lbs. milk.	Lbs. of cured cheese for 1 lb. fat.
1	24	under 3.25	3.126	9.194	2.941
2	90	3.25-3.50	3.382	9.285	2.730
3	134	3.50-3.75	3.600	9.407	2.613
4	43	3.75-4.00	3.839	9.806	2.562
5	46	4.00-4.25	4.090	10.300	2.512
6	20	over 4.25	4.447	10.707	2.407
All groups.	347	3.64	9.566	2.628

*Wisconsin Agricultural Experiment Station, 11th Annual Report, p. 137.

Table showing yield of cheese in Wisconsin factories by months.

Month.	No. of reports.	Average per cent of fat.	Average yield of cheese per 100 lbs. milk.	Lbs. of cured cheese for 1 lb. of fat.
April	22	3.480	9.154	2.630
May	68	3.493	9.447	2.704
June	66	3.497	9.367	2.679
July	63	3.554	9.231	2.593
August	49	3.634	9.335	2.568
September	36	3.836	9.995	2.594
October	28	4.076	10.562	2.591
November	15	4.254	10.947	2.573
Whole season	347	3.64	9.566	2.628

Table showing yield of cheese for one pound of fat for each month.

Percent of fat.	April and May.	June.	July.	August.	Sept.	October and Novemb'r
	No.	No.	No.	No.	No.	No.
Under 3.25	12-2.96	6-2.99	3-2.89	3-2.88
3.25-3.50	33-2.73	23-2.74	20-2.70	11-2.73	3-2.85
3.50-3.75	34-2.62	32-2.63	29-2.58	24-2.54	10-2.67	5-2.81
3.75-4.00	7-2.53	3-2.47	7-2.46	7-2.53	13-2.61	6-2.62
4.00-4.25	3-2.56	2-2.30	4-2.33	3-2.35	9-2.47	15-2.64
Over 4.25	1-2.15	1-1.95	1-2.13	17-2.46

On the other hand, Dean* has found that uni-

*Ontario Agricultural College, 21st Annual Report, p. 44.

formly a rich milk yields less cheese in proportion to the fat contained in it than a poor milk. His experiments covered a whole season's work in a single factory, the average results of which are shown in the following table:

Yield of cheese from rich and poor milk.

	Number of experiments.	Per cent of fat in milk.		Pounds of green cheese for one pound of fat in milk.	
		Richer milk.	Poorer milk.	Richer milk.	Poorer milk.
April	6	4.21	. .	2.66	. .
"	6	. .	3.39	. .	2.86
May	15	4.09	. .	2.68	. .
"	15	. .	3.30	. .	2.84
June	12	3.94	. .	2.68	. .
"	12	. .	3.16	. .	2.94
July	14	3.78	. .	2.73	. .
"	14	. .	3.00	. .	3.06
August	13	3.82	. .	2.74	. .
"	13	. .	2.91	. .	3.14
September	12	4.01	. .	2.68	. .
"	12	. .	3.06	. .	3.06
October	13	3.99	. .	2.82	. .
"	13	. .	3.26	. .	3.05
Average	3.98	3.15	2.71	2.99

The practical bearing of the relation of the fat to the casein arises in the question as to whether, where milk is bought for cheese making, it should be paid for by weight or according to its percentage of fat. It does not require proof, that to pay an equal price per pound or hundred weight for milk of all qualities is a gross injustice to those

who produce the richer milks. If there were a quick, accurate method of determining casein, the logical practice would be to pay for the milk upon the basis of its known content of both fat and casein; but failing in that, it is well to examine in how far we may fall back upon the percentage of fat, the determination of which is both quick and accurate, as a measure for determining the value of milk for cheese making. While there is some disagreement, it seems to be pretty well settled that a milk rich in fat is also richer in casein, and with milk of ordinary quality, including probably nine-tenths of all the milk produced, nearly in proportion to the percentage of fat. So that, even if the richer milk does yield a little less cheese for each pound of fat, the percentage of fat is a much more nearly just measure of its cheese-producing power than is the weight of the milk, the measure now commonly employed. Further, when the milk is so rich in fat that the casein falls considerably below its normal ratio to the fat, the resulting cheese will be so much richer in fat that it will be of considerably better quality, and such milk, when pooled with milk poor in fat, will so bring up the quality of the whole product, that it should be paid for at a correspondingly higher rate. The conclusion, therefore, is that the percentage of fat is by far the most accurate measure at present available for the determination of the cheese-producing value of milk, and that milk is practically valuable for cheese making in proportion to the amount

of fat that it contains, and should be paid for accordingly.

Loss of fat in cheese making.—It has been a generally accepted idea by cheese-makers, that the necessary loss of fat in the whey is much greater when the milk contains a high percentage of fat. Indeed, the statement has been frequently made that all the fat in the milk above 4 per cent is lost in the whey. This idea has had much to do with the disinclination to value milk for cheese making according to its percentage of fat, and, in fact, has been a chief argument in favor of the manufacture of skimmed or partly skimmed cheese.

The following table by Van Slyke* shows that this idea is erroneous, and that the loss of fat in the whey need be proportionately no greater when the milk is rich than when it is poor in fat.

Table showing amount of fat lost and recovered in making cheese.

Number of experiment.	Pounds of fat in 100 lbs. of milk.	Pounds of fat lost in 100 lbs. of milk.	Pounds of fat recovered in 100 lbs. of milk.	Pounds of fat lost in whey from 100 lbs. of fat in milk.	Pounds of fat recovered in green cheese from 100 lbs. of fat in milk.
1	2.35	0.154	2.196	6.55	93.45
2	3.01	0.193	2.817	6.42	93.58
3	3.88	0.277	3.603	7.15	92.85
4	3.96	0.283	3.677	7.14	92.86
5	4.70	0.359	4.341	7.64	92.36
6	4.73	0.331	4.399	6.99	93.01
7	4.80	0.373	4.427	7.77	92.23
8	6.49	0.715	5.775	11.01	88.99
9	3.70	0.269	3.431	7.26	92.74

Other investigators have abundantly confirmed these results.

*New York Agricultural Experiment Station, Bulletin No. 37, p. 681.

Cooling.—All that was said in Chapter V. on “market milk,” in regard to cleanliness in drawing the milk, applies equally well to milk that is intended for cheese making, but where milk is made into cheese it is not necessary, nor, indeed, is it desirable, that the lactic acid fermentations be checked further than is necessary to allow the milk to come into the cheese maker’s hands in the best condition. In cheese making, the fermentations of the milk play a most important part, and while it is not at present known just what fermentations are necessary or most desirable, sufficient is known to assure us that a certain amount of lactic acid is not only desirable but necessary for the cheese making process, and enough further is known that those fermentations which attack the protein substances, and result in the formation of strong flavors, taints and gases, are all undesirable in cheese making. For the purpose of cheese making, it is desirable that the fat should separate from the other constituents of the milk as little as possible, and to that end the previous treatment of the milk should be such that the separation of cream will be held back as much as possible. One of the best means of doing this is to cool the milk to the temperature of the air while it is kept constantly in motion. This, beside helping to keep the cream mixed with the milk, will also favor the escape of any volatile animal products that may be present in the milk, known under the collective name of animal odor, and which would otherwise impart objectionable flavors to the cheese.

Aëration.—Passing the milk through an elevated strainer in such a manner that it may fall in finely divided drops or streams through the air before it reaches the can, is one of the best means of bringing about this end. This is known as

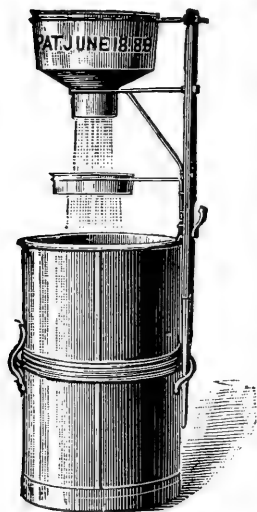


Fig. 22. "Hodgkin"
elevated strainer.

aëration. It cannot be depended upon to destroy or even check the germs of fermentations which may be present in the milk, beyond that due to the reduction of temperature. It is not desirable that milk intended for cheese making should be cooled much below the temperature of the air, and one of the best preparations of milk intended for cheese making is to allow it to remain where it will be freely exposed to a pure and moderately cool atmosphere. Under ordinary conditions, the milk of the evening and

the succeeding morning are manufactured together, and the treatment indicated is naturally that of the night's milk. It is highly desirable, however, that the milk of the morning should be cooled to the temperature of the atmosphere before it is taken to the factory, and under ordinary conditions the milk of the night and morning should be taken to the factory in separate cans.

Ripening.—The lactic acid fermentation is probably one of the most important factors in all the steps of cheese making, and to know to what ex-

tent it has progressed before the process begins, is exceedingly important to the cheese maker. To this end, several convenient tests may be applied. The veteran, who has attained skill through long manipulation, can tell with a fair degree of accuracy through the sense of smell and taste the amount of lactic acid present in his milk, but this is not a safe enough guide for those who are inexperienced, or those who expect to make a uniform product in a uniform way from day to day.

Rennet tests.—The percentage of lactic acid present in the milk can readily be determined directly by titration with a standard alkali, but the amount of lactic acid present is also quite readily determined by the length of time required for rennet coagulation, since rennet acts more quickly upon milk the riper it is, and upon this fact two or three simple tests have been devised. The simplest of these




Fig. 23. Monrad rennet test. *a*, 5 c. c. pipette; *b*, 50 c. c. graduated flask; *c*, cup in which test is made.

is to add a spoonful of rennet of known strength to a teacupful of milk and, after stirring the two together thoroughly, to note carefully the time required for coagulation. Another and more exact method, known as the Monrad test, is made as follows: To a measured quantity of milk at a given temperature a measured quantity of rennet of known strength is added; ordinarily the commercial rennet is diluted nine-tenths for this purpose. The rennet is thoroughly stirred with the milk, and the time required for coagulation is carefully noted. This is simply a development of the cup test, and is better because of its greater delicacy and accuracy; the milk and rennet being more carefully measured, and, diluted rennet being used, a wider range of delicacy



Fig. 24. Marschall rennet test.

is reached. Still another form of rennet test, known as the Marschall test, has been devised. In this test the milk is measured into a vessel, one of whose sides is graduated and in the bottom of which there is a minute orifice. The rennet is added to the milk, and the

vessel so placed that the milk can escape from the hole in the bottom. So long as the milk remains

fluid the stream is continuous, but as soon as the rennet takes effect and a clot is formed, the stream stops, and no more escapes. The number of spaces of milk which escape is taken as the measure of the ripeness of the milk. When the percentage of lactic acid is great the stream stops sooner than where little acid has been formed, so that in the ripe milk a less number of spaces shows upon the side of the vessel than in the unripe milk.

Degree of ripeness necessary.—By ripeness of milk for cheese making is meant, as in the case of butter making, the degree of lactic acid development that has taken place. For cheese making, the development of lactic acid should not have proceeded so far that the milk is distinctly sour to the taste, and it should have proceeded far enough so that the whole process of cheddar cheese making, from the time of adding the rennet to putting the cheese in press, will take not more than six hours. This will be indicated by a rennet test of $2\frac{1}{2}$ spaces on the Marschall apparatus, or a rennet test of one minute on the Monrad test, when 5 c. c. of diluted commercial rennet extract (1 part rennet to 9 of water) are added to 200 c. c. of milk.

Starters.—In very many cases the milk, when brought to the factory, will not be sufficiently ripe to give the tests indicated above. In that case it should be allowed to ripen before the cheese making process begins. This may be brought about by heating the milk up to 85° F., when the germs already present become more active; but the time

required for the ripening will be shortened, and more uniform results be obtained if, in addition to the warming, an artificial starter is used. This may be any material containing the germs of lactic fermentation in active condition. The whey saved from the previous day, or milk naturally or artificially soured, may be used. An extremely convenient form of starter is made by preparing an artificial ferment in the following way: Ten pounds of whole milk are sterilized at 180° F., then cooled to 90°, and sufficient commercial dry lactic ferment added to secure coagulation in twenty-four hours. When coagulated this is added to the extent of 10 per cent to enough whole milk to make sufficient starter for one day's use. The amount of starter to be added for the purpose of ripening the milk should be from 2 to 5 per cent, varying with the temperature of the air and the amount of ripeness that it is necessary to develop after the milk reaches the factory. Enough of the ferment should be reserved each day to prepare ferment for the following day from whole milk; and with care that the vessels in which the ferment is made are kept clean and sweet, a single ferment may be propagated for from ten days to two weeks. Such a ferment will give more uniform results, and is less liable to introduce taints and bad flavors, than a ferment made from sour whey, and with a little care and attention, the fermentation will go on regularly from day to day.

Rennet.—The ordinary source of rennet is the

fourth or digestive stomach of a calf that has not yet ceased to live upon milk, though rennet is also found in the stomachs of puppies and pigs, and the latter have come to be of almost equal importance with calves as a source of rennet. The active principle of the rennet is found in the folds of the lining membrane of the stomach of the animal, and is greatest in amount when a full meal is just digested. The rennet should be obtained from an animal of some age. Still-born calves, or calves less than three days old, furnish a rennet of very inferior quality. The calf should be slaughtered three or four hours after it has had a full meal, and the fourth stomach carefully taken out. This should be emptied by turning inside out and any particles of foreign matter carefully picked off; it should not be washed with water. It should then be sprinkled with salt and stretched in such a manner that it will readily dry.

At the present time the preparation of the rennet extract from the skins is entirely a commercial one, and rennet so much superior, on account of its uniform strength and freedom from taints, is furnished in this way that it is not advisable to prepare the rennet for use from the skins. In the preparation of the extract, the skins are soaked in warm water to which a little salt has been added until the active principle has been completely removed from them. The resulting extract is filtered, and preservatives, in the shape of salt and a little saltpetre, are added. Rennet so prepared will retain its

strength and purity for a considerable length of time, if kept in a cool, dark place.

Removal of whey.—After the coagulation of the milk is complete its constitution is as follows: 92.5 parts soluble, 7.5 parts insoluble. The soluble portions are made up of water 87, sugar 4.5, albumin .75, ash .25. The insoluble are made up of casein 3.25, fat 3.75, ash .5. The separation of these two is the chief task of the cheese maker, and is brought about partly by mechanical and partly by chemical or physical agents. The chief mechanical agents in the separation are cutting the curd, stirring, and the application of pressure. The chemical and physical agents in effecting the separation are: First, application of heat; second, development of lactic acid; third, addition of salt; fourth, curing fermentation. These various agents may be applied in various degrees and in various ways, all of which have a greater or less effect upon the character of the resulting cheese, producing an almost endless variety of product. The process that we shall describe is one in common use in America, although first practiced in England. It is known as the American Cheddar process, and is a modification in minor details of the process employed in the Cheddar district in Somerset, England, as much as 250 years ago.

CHAPTER XI.

CHEDDAR CHEESE MAKING.

THE successive steps in the manufacture of Cheddar cheese may be conveniently grouped into seven stages or periods, as follows: Period first, setting; period second, cutting; period third, heating; period fourth, cheddaring; period fifth, grinding; period sixth, salting and pressing; period seventh, curing.

Period I., setting.—The rennet is most active at temperatures from near that of the body, 98° to 100° F., up to about 130° F., and if added to the milk at these temperatures will most quickly cause coagulation, but at high temperatures there is more tendency of the fat to separate, and for this reason the milk is warmed to a degree sufficient to cause fairly rapid coagulation, and at the same time, not injure the fat. This will vary from 82° to 86° F., according to conditions. The milk, when brought to the factory, is collected in the vats and the whole mass gradually warmed up to the proper temperature, with frequent gentle stirring to prevent any separation of the fat in the form of cream. When the whole mass is warmed up to 82° the milk is tested for ripeness, and if sufficiently ripe the rennet is added at once, but if the milk is insuffi-

ciently ripe a starter is then added, and the milk allowed to stand at this temperature until a sufficient amount of acid has developed, care being taken that it is frequently stirred and no cream allowed to rise.

The rennet should be added in sufficient quantity to cause the milk to coagulate in from ten to fifteen minutes, and to be ready for the knife in from thirty to thirty-five minutes. It was formerly supposed that the amount of rennet added had an effect upon the whole process of manufacture, and particularly upon the curing fermentation, but while the matter is still unsettled, later researches go to show that the influence of the rennet upon the curing is probably very slight. The amount of rennet to be used will also vary with the strength of the extract; two to three fluid ounces of rennet, of ordinary strength, per thousand pounds of milk is sufficient. The rennet should be added to the milk in such a way that the coagulation will be uniform throughout the whole mass. If the rennet is added in full strength and at a high temperature, the milk will be immediately curdled as soon as the particles of rennet come in contact with it, and coagulation will begin in part of the mass before the rennet can be thoroughly united with the whole body of milk. The rennet should be diluted with twenty to fifty times its own bulk of cold water. The dilution renders the uniform mingling of the rennet with the milk easier, and the cold water keeps it inactive until it has been warmed up to the

temperature of the milk. So soon as the rennet is added, the milk should be quickly and carefully stirred, so that the rennet may be uniformly mingled with every part of it. This stirring should continue until the mixture of rennet and milk is complete, but should stop before any appearance of coagulation. The milk in the vat is then allowed to become quiet, and remains undisturbed while the process of coagulation is going on, the object being to secure a uniformly solid clot or coagulum through the mass. The action of the rennet is not instantaneous; the first appearance of coagulation is noticed by a slight thickening of the milk. This gradually increases until the whole mass is solid, and if left undisturbed the action of the rennet continues to contract the coagulated casein and cause a partial separation of the whey. As soon as the coagulation is strong enough, so that the casein will maintain its shape when broken, the contents of the vat are ready for the next step in the process.

Period II., cutting.—The curd, as the coagulated casein is called, is ready for cutting when under strain it will break with a clean fracture. This is conveniently tested by gently inserting the finger in the curd in an oblique position and slightly raising it, when if the curd breaks clean across the finger it is sufficiently firm for cutting. Cutting is performed in order to facilitate the further contraction of the casein and the expulsion of the whey. Formerly the solid mass of curd was broken up into small pieces by any sort of an instrument that

might be at hand, or simply with the fingers, no care being taken that the pieces of curd should be of uniform shape or size, but now gangs of steel knives, in one of which the blades are arranged horizontally and the other perpendicularly, are used to cut the mass of curd into cubes of about $\frac{3}{8}$ of an inch in diameter. The fat is retained in the cheese by being enclosed in the meshes of the casein, and in breaking up the mass of casein, a certain number of fat globules is always set free. The care with which the cutting and subsequent handling of the curd is done controls the loss of fat through this source. Formerly, the mass of curd was allowed to become very firm before cutting, but the more recent practice has shown that the best results in expelling the whey from the curd are reached when the curd is cut, so soon as it has sufficiently coagulated to maintain its form. The curd is cut by passing the horizontal knife through the vat, usually in a longitudinal direction, and then by passing the perpendicular knife both longitudinally and crosswise of the vat. It is immaterial whether the horizontal or perpendicular knives are used first. Some skilled cheese-makers prefer the one practice and some the other. The object to be attained is to break up the curd into as uniform a mass of kernels as possible, or, in the language of the cheese-maker, to secure an "even cut." After the curd is cut, the whey begins to escape, and the curd sinks to the bottom of the vat. If allowed to remain undisturbed, the cut surfaces of the particles

of curd readily unite, and in breaking them apart again more fat is lost. Hence as soon as the curd is cut, gentle agitation of the whole mass should begin. This agitation should be sufficient to cause the particles to move upon one another, but not violent enough to break them up. The curd rapidly shrinks and hardens; more rapidly upon the outside than the inside. This soon results in the formation of a so-called "membrane," which not only tends to prevent the particles from sticking together, but affords some resistance to further breaking up. This "membrane" is pervious to water, but retains the globules of fat; so as soon as the contraction has reached this point, or when the curd is well "healed over," the further expulsion of the water should be aided by heat, and this point begins the third step.

Period III., heating or cooking.—The term "cooking," as applied to the manufacture of cheese, is a misnomer so far as it relates to any change in the composition or condition of the material through the effect of heat. By cooking any ordinary substance is meant the application of a degree of heat sufficient to cause a coagulation of albuminous substances or a breaking down of starchy ones. The degree of heat used in cheese making during this stage never reaches anywhere near this point, and never, except in rare instances, is a temperature of blood heat exceeded. The change to be brought about in this process is wholly the contraction of the curd and the consequent expulsion of water from within the particles. To this end the heat serves a two-

fold and important part. The curd is contracted to some extent by the action of the rennet still continuing; also to some extent by the direct application of the heat, but to a greater extent by the effect of lactic acid upon the curd, the production of lactic acid being greatly favored by the increased temperature. It is desirable that this contraction of the curd in the cooking stage go on uniformly throughout the whole mass. The heat is therefore applied gradually and with constant stirring. As the particles of curd shrink in size, the tendency for them to unite in masses constantly diminishes, and they are broken with greater difficulty, so that while at first extreme care is necessary to prevent the particles of curd from becoming broken, as the temperature rises, the stirring may become more rapid and vigorous. The heat should be raised slowly from the setting point of the milk up to 98° F., and it should not be more rapid than 2° in five minutes; and unless the lactic acid develops very rapidly it is better to take even more time than this. When the temperature of 98° F. is reached, the stirring may cease and the particles of curd be allowed to settle upon the bottom of the vat until the curd is thoroughly shrunken and a sufficient amount of lactic acid has been developed. At the end of the cooking stage the particles of curd should have shrunken to less than one-half of their former size, and should have become so hard that when pressed together between the hands, and the pressure suddenly relaxed, they will fall apart, and show no

tendency to stick together. By this time there should have developed a sufficient amount of lactic acid so that the curd will draw out in fine threads a quarter of an inch long when applied to the hot iron.

When the curd has reached the highest temperature, it may be allowed to settle, and a part of the whey may be drawn off the top of the vat. This is of advantage particularly when the development of lactic acid is likely to be rapid, and it is desirable to separate the whey from the curd in a very short time, but sufficient whey should be left to cover all of the curd two or three inches deep until sufficient acid has been developed for the cheddaring process.

Period IV., cheddaring, or matting.—When sufficient acid has developed in the whey, it is drawn off from the vat through the gate or by means of a syphon. The curd is then allowed to mat together into a mass, which is the distinctive feature of the cheddar process. This matting together may be done either in the vat or in a special vessel, called a curd sink. In the former case, when all the whey is run off the particles of curd are brought together upon the two sides of the vat and a channel opened between them, so that any whey held by the particles of curd may be allowed to escape. When the particles of curd are sufficiently matted together to maintain themselves intact, the mass is cut up into blocks about 8 x 8 x 12 inches, and these blocks are turned over so that

the part that was uppermost comes in contact with the bottom of the vat. A further draining of the whey takes place, and the blocks of curd are next piled upon one another two deep, care being taken in forming these piles that the parts that were exposed to the air are turned in. Later on the curd is piled again in still deeper piles, and as the process continues the mass is piled over and over again, care being taken that the exposed parts of one pile are put into the interior of the succeeding, so that the heat may be uniform throughout the whole mass. In the curd sink the manipulation is not essentially different. The curd sink is a square wooden receptacle fitted with a false slatted bottom and covered with coarse cotton or linen cloth, through which the whey can easily escape. When the time comes for separating the whey, so much as will run off readily is drawn off, and the remaining whey, mixed with particles of curd, is dipped into the sink, the whey runs off freely through the strainer and slatted bottom, and the curd, being spread over the whole surface of the sink, soon mats into a solid mass, and the piling process goes on the same way as is done in the vat. During this process various changes take place. The pressure of the particles of curd upon one another serves to expel a large part of the whey that still remains; at the same time the temperature is kept sufficiently high so that the production of lactic acid is not checked. The effect of the acid is to cause a series of marked changes

in the physical condition of the curd. From the condition of a tough, spongy mass when first cheddared, the curd changes into a smooth, elastic, fibrous condition, not unlike the physical appearance of well cooked, lean meat. When the curd reaches the condition above described it is ready for the next step in the process, and by this time sufficient lactic acid will have developed so that fine threads may be drawn out two to three inches on a hot iron.

Period V., grinding.—When the curd is ready for grinding, the whey has been removed to so great




Fig. 25. "Harris" curd mill.

an extent that the production of lactic acid measurably stops. The curd is ground in order to reduce it to particles of convenient size for receiving the salt and for pressing into a solid mass in the cheese. The grinding, or more properly the cutting, is done in special machines known as curd mills. Of the

various styles of mills, those are best which cut the curd into pieces of uniform size, without tearing it apart, for the reason that when so treated less fat escapes and the uniformity of size of the pieces aids in the proper and even absorption of the salt by the

curd. After the curd is ground, it is kept sufficiently stirred to keep the particles from matting together

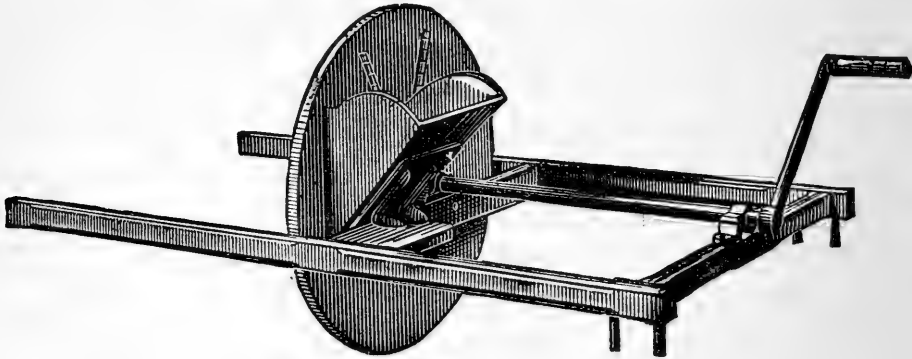


Fig. 26. "MacPherson" curd mill.

again. A further maturing of the curd takes place, during which it takes on a peculiar nutty flavor, and the particles of casein begin to break down so that the fat may be removed by pressure. When this stage is reached the curd is ready for the next step, which is salting.

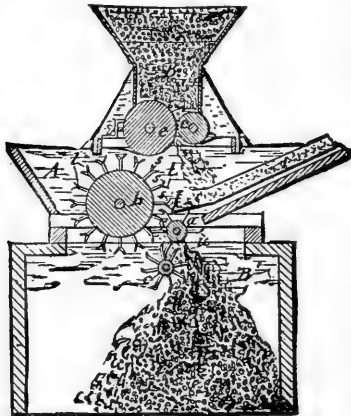


Fig. 27. Section of "Pohl" curd mill.

Period VI., salting.—Salt is added to the curd primarily for the sake of the flavor it imparts to the cheese, just as salt is added to butter: but the addition of the salt to the curd has a further effect in the process of manufacture. The salt

makes the curd drier by reason of extracting the water for its own solution, and at the same time

hardens the curd. It also checks the further development of lactic acid. The salt should be uniformly mixed through the curd, and the curd kept stirred until it is fully dissolved. A salt of rather coarse grain is preferable for cheese. It requires a somewhat longer time for solution, and the particles of the salt are carried to the centre of the pieces of curd more effectually. When the salt is thoroughly dissolved the curd is ready to put in the press.

During the cheddaring and grinding stage various means, as covering with cloths, etc., have been taken to keep up the temperature of the curd, and at the time when the cheese is ready to salt it should not be below 90° F. When the salt is added the curd should be spread out thin, so that it will cool off, and when it is put into the press should be at a temperature of from 78° to 82° F. If the curd is put in the press too warm, the fat is more easily pressed out and lost. On the other hand, if the curd is at too low a temperature when put in the press, it is more difficult to make the particles adhere together into a solid mass. The object of pressing the cheese is to bring it into a form suitable for transportation and convenient for consumption. The pressure also removes any surplus moisture that is in the curd; but the primary object of pressing is not to remove moisture. In fact, all of the moisture that is removed from the cheese by the press is that held by capillarity between the particles of curd, and practically none can be expressed from the particles themselves. If the curd is too

wet at this stage, it is because care was not taken to expel the moisture from the particles of the curd in the cooking process, and it cannot be removed by extra pressure. An ideal condition of

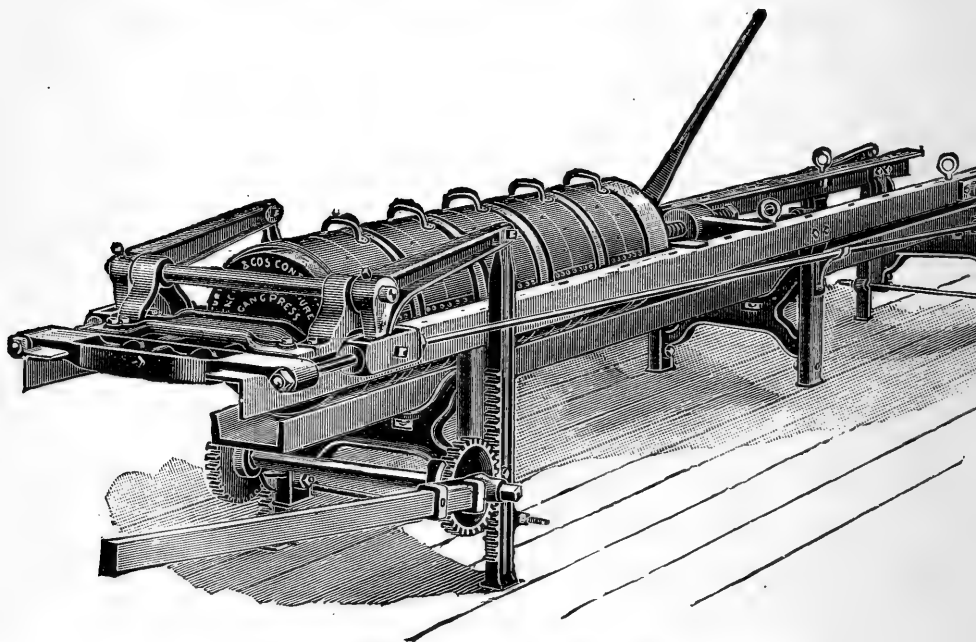


Fig. 28. "Fraser" continuous pressure gang cheese press.

the cheese is to so press it that the particles will unite together in as nearly as may be a solid mass. This will depend upon the temperature and maturity of the curd. If the curd is put in press at the stage of maturity corresponding to the beginning of the cheddaring period, it will be very difficult to cause it to unite in a firm mass; but if it is allowed to mature until the casein shows signs of breaking down, and then is not

lower than 78° F., a slight amount of pressure will cause the particles to unite in a smooth and solid mass. The pressure should be uniform and continuous for at least twenty hours. Where a screw press is used, care must be taken to tighten the screws as rapidly as they become loose, particularly for the first hour after the cheese is put in the press. Those presses that are fitted with appliances for taking up the slack and making the pressure continuous show excellent results in the texture of the cheese. After the cheese has been in the press for three-fourths of an hour it should be taken out, turned, the bandage straightened, and the whole cheese wiped with a cloth wrung out of water as hot as can be borne by the hand. This warming of the surface aids in the formation of a firm, transparent rind, and it improves the appearance of the cured cheese. Seamless bandage is practically the only kind now used, and it should be cut of such a length that it will extend over each end of the cheese for an inch and a half or two inches; when the cheese is put in the press, circular cap cloths should be put between the ends of the cheese and the follower. These cap cloths are allowed to remain upon the cheese after it is taken from the press and while it is curing, and are removed just before the cheese is boxed for market.

Period VII., curing.—The green cheese, when taken from the press, if exposed to a temperature of about 70° in a pure atmosphere, undergoes a series of fermentations which result in breaking

down or rendering soluble the casein and in the development of the characteristic flavors peculiar to good cheese. These flavors are almost entirely developed during the ripening process. The ripening is brought about by a series of fermentations that goes on in the cheese. It is not well understood just what these fermentations are; but it seems evident that at least in the early stages of the curing, lactic acid germs are active, although the greater majority of these disappear after a short time. During the ripening process, oxygen is taken up and carbonic acid given off. The quality of the cheese is best when the ripening process goes on gradually and continually. The higher the temperature the faster the ripening will go on; an extreme temperature of 65° or 70° giving the best results. At the end of from four to six weeks the casein will be so broken down that the cheese is fairly digestible and fit for consumption, though if kept longer under good conditions the cheese will improve for three or four months, and then if kept moderately cool, and in not too moist nor too dry an atmosphere, it may be kept one or two years. During the early part of the curing process the cheeses should be turned upon the shelves every day until a sufficient amount of water has evaporated, so that they no longer tend to lose their shape.

Difficulties likely to occur in cheddar cheese making.—The chief difficulty in cheddar cheese making comes from the presence in the milk of germs which produce fermentations that are undesirable.

These fermentations usually begin during the cooking process, and continue through cheddaring. Ordinarily they evolve a considerable amount of gas, causing what are known as floating or gassy curds, and are usually accompanied by disagreeable odors and flavors. The formation of the gas in the curd gives it a sponge-like texture, and when the particles of curd are cut across they are seen to be full of minute holes, the condition usually denominated pin-holes. The best means of treating this trouble is, of course, prevention; but even with the utmost care by makers of experience, milk containing the germs of these fermentations will find its way into the vat. Ordinarily these fermentations do not work with the lactic fermentation; each hinders the action of the other so that the chief means of overcoming the difficulty of gas or pin-hole curds is to favor in every way possible the production of lactic acid. To this end the milk is well ripened before the rennet is added, and the heat is raised as rapidly as possible to a higher temperature of cooking than ordinarily is used. In extreme cases the curds may be heated as high as 104° F. After the whey has been drawn great care is taken to keep the temperature of the curd from falling, and at the same time the escape of the gas is favored by frequent turning and piling of the curd. Where the curds are gassy the cheddaring process must be continued until the formation of gas has ceased and the holes in the curd have collapsed. In extreme cases, where the gassy curds

have produced very strong, undesirable flavors, these may be removed by drenching with hot water. The means used to prevent the development of gas, and to get rid of the gas already formed, ordinarily favor the escape of fat from the cheese, so that while the bad effects of the gassy curd may be largely eliminated from the finished cheese, still it is always done at the expense of a certain loss of fat.

Another difficulty that often confronts the cheesemaker is that coming from the milk arriving in too ripe a condition, not necessarily accompanied by undesirable fermentations. In the case of such milk, the development of lactic acid is very rapid and the curds, technically described, "work fast." When this occurs, the production of lactic acid is more rapid than the shrinking of the curd, and the whey is sufficiently acid to be drawn off before the curd has shrunk down. In this case, the curd should be thoroughly and continually stirred after the whey is drawn until the whey has been well worked out before the curd is allowed to cheddar; but where it is known at the beginning of the process that the milk is over-ripe, care should be taken throughout the whole process to use every means to retard the formation of lactic acid, and at the same time to cause as rapid a shrinking of the curd as possible. To this end, the milk may be set at a lower temperature and a larger amount of rennet used, and when the curd is cut it should be stirred until the whey has well separated before the heating process begins. With care in these particulars,

there is slight danger of the formation of acid before the curd has shrunken down.

Qualities of cheese.—A well cured cheddar cheese of good quality should have about the following composition:

	Per cent.
Water	34.
Fat	36.8
Casein and albumin	25.7
Sugar, ash, etc. (largely salt)	3.5
	100.

The characteristic flavors should be well pronounced but not strong, depending somewhat upon the age of the cheese. The flavor should also be clean; that is, free from any flavors due to the influence of undesirable fermentations or to foreign matters that may have gained access to the milk through the food or otherwise. The texture should be solid, smooth and firm. When bored with the trier, the plug should come out solid, or nearly so, and smooth. There should be no moisture visible in any part, and no appearance of any separation of the fat from the casein. When crushed, the cheese should readily break down into a smooth, unctuous mass, without indication of the presence of undue moisture, and should emit a pleasant, nutty flavor. When broken across, the flaky texture should be manifest, the so-called "flinty break." The color should be uniform, not mottled, and with more or less of a tendency to translucence, especially in new uncolored cheese. The rind should be smooth, without cracks, hard and transparent. The bandage

should extend evenly over the ends of the cheese for about two inches and should be straight and smooth. The ends of the cheese should be parallel and the sides straight. These various qualities are usually ranked according to the following scale :

	Per cent.
Flavor	45
Texture	35
Color	15
Finish	5
	100

CHAPTER XII.

OTHER VARIETIES OF CHEESE.

SLIGHT variations in any of the minor details of the cheese making processes have a distinct influence on the character of the finished product. A natural result of this is that the varieties of cheese are almost innumerable. Von Klenze* in his Hand Book of Cheese Technology describes no less than 156 different kinds, whose manufacture is distributed through Europe and America. Not only is the number of distinct kinds very large, but the same kind or variety varies greatly in character and quality, according to the conditions under which it is made. Without attempting to accurately classify the various kinds of cheese, it may be said that they fall roughly into about three natural groups or classes. First, those whose chief characteristics depend upon the amount of water that has been removed in the process of manufacture. These we may call hard or soft cheeses. Second, those whose distinctive qualities depend upon the amount of fat which the cheese contains, whether it is the normal amount of the milk, whether a part of the fat has been removed, as in the case of

*Von Klenze, Handbuch der Käseerei-Technik, Bremen, 1884.

skimmed or partially skimmed cheeses, or whether fat has been added to the milk as in the case of the so-called cream cheeses. And third, those whose distinctive characteristics depend upon the sort of fermentation to which they have been subjected. In the case of many of these, special ferments are introduced into the cheese during the curing process, to bring about the desired characteristics and flavors. The details of manufacture upon which the peculiar characters depend are, in many cases, so intricate and minute that it is practically impossible to so describe them that a novice might successfully follow out the directions. The actual practice must in most cases be learned at the hands of an experienced teacher. Even as careful a description as possible is more than could be attempted here, and we shall, therefore, limit our discussion to a few of the better known and most largely manufactured varieties. The introduction of the so-called fancy varieties in America is in its infancy, but is rapidly developing, and bids fair to become a most important diversification of the dairy industry.

American home-trade, or stirred-curd cheese.—The popular consumptive demand of most American markets requires a softer and milder flavored cheese than the cheddar or export type. This is brought about by incorporating a larger amount of water with the curd, and by hastening the curing process, and not curing it so far as is ordinarily done with a well-ripened cheddar. The details of the manufacture of the American home-trade and the American cheddar

or export are in the main similar. In fact, the two processes merge into one another in such a way that we find a regular gradation in the cheese from the softest, mildest, short-keeping stirred-curd cheese on the one hand to the most solid, long-keeping cheddar on the other. The distinctive differences in the two processes of manufacture are that in the home-trade cheese, after the whey is drawn from the curd, the curd is not allowed to mat into a mass or cheddar, but is kept stirred in such a way that the whey will drain off until it is dry enough so that the particles of curd will not unite. It is then salted and, with more or less further maturing of the curd, is pressed and cured. The character of the resulting cheese, however, depends quite as much upon the amount and character of the changes that go on in the curd after the whey is drawn, and before it is put into press, as upon the mere fact of allowing it to pack in a mass (cheddar) or keeping it apart by stirring. If the cheddar variety is ground shortly after matting, and immediately salted and put to press, the resulting cheese will resemble the stirred-curd type. On the other hand, if the stirred-curd is kept warm and frequently stirred, many of the same changes will go on as in the cheddared curd, and the cheese when cured will resemble the cheddar type.

Another distinction between the two processes is that in the case of the cheddar cheese the aim is to get rid of all the water consistent with a compact union of the particles of casein. In the manufac-

ture of the stirred-curd cheese, on the other hand, the aim is to retain as much water as possible without having it appear in the form of free water in the cheese. To this end, in the stirred-curd process those influences which tend to contract the curd, namely, the application of heat and the development of lactic acid, are not carried so far as in the cheddar process. In fact, in many cases they are not carried far enough to remove all of the water necessary, and some remains in the cheese, making a "wet," "sloppy" or "leaky" cheese.

Because of the larger amount of water it contains, this kind of cheese is profitable to the producer of the milk and to the manufacturer, and when properly made and carefully cured, it may be of excellent quality, being mild, creamy and soft; but largely, too, because of the large amount of water contained in it, it is easily subject to decomposition changes, goes off flavor rapidly, and does not bear transportation well.

Sage cheese.—In many parts of the United States this cheese is very popular for local consumption. Its manufacture is not different from the ordinary type of cheese, either cheddar or stirred-curd, but an infusion of sage leaves, or sage extract (in which latter case the green color is secured by an infusion of fresh leaves of any inert plant, as clover, green corn, etc.), is added to the milk before the rennet coagulation, and imparts a light greenish color and characteristic flavor to the curd. Ordinarily, where sage cheese is made, the sage is added

to only a part of the milk, and two separate curds are manufactured simultaneously, and mixed together as they are put in the press, resulting in cheese of a mottled green color.

Young America, pineapple, truckle cheese.—These are names applied to various forms of small cheeses. The truckle and Young America cheeses in particular are small cheeses of the cheddar or other common type, pressed in sizes of six to ten pounds weight. The pineapple cheeses are pressed in shapes suggested by their name, and are generally made as firm and solid as possible.

American Neufchatel cheese.—This is a soft cheese, made in imitation of the imported Neufchatel, as follows: The room in which the cheese is made must have a uniform temperature of 70° F., night and day. The milk, pure, sweet and well aërated, is warmed to 82° F., and 2½ ozs. of commercial rennet extract added per thousand pounds of milk. The rennet is stirred into the milk with a circular motion for ten minutes. The vat is then covered and the milk allowed to stand until the curd has formed and so shrunken that about half an inch of whey covers the curd. The curd is then removed and placed in cloth strainer bags until the whey has drained off. It is then pressed for twenty-four hours. When taken from the press it is worked and kneaded until it is of a homogeneous texture. During the working 1½ per cent of salt is added. It is then molded in small round tin molds, 2¼ inches long by 1¾ inches in diameter, and wrapped

first in paper and then in tin foil, when it is ready for sale. Carefully made in this way, it will keep for two to four weeks, according to the amount of moisture it contains.

Philadelphia cream cheese.—This is a soft cheese growing in popularity in proximity to many of our larger markets. It resembles the Neufchatel, but is made of cream, and is put up in different form. The details of its manufacture are as follows: The temperature of the room is quite as important as in the manufacture of Neufchatel, and should be uniformly 75° F. The milk is warmed to 70° F. and run through a separator, taking out 50 per cent as cream. This cream is heated to 84° F., and $4\frac{3}{8}$ ozs. of rennet extract added per thousand pounds of cream. The rennet is stirred in with a circular motion for fifteen minutes, after which it is allowed to stand until whey can be seen around the sides of the vat. It is then drained, pressed and worked in the same way as Neufchatel, except that twenty hours' pressing is sufficient, and more salt (3 per cent) is used. It is molded in flat, thin cakes 3x4 inches, in a flat tin mold, wrapped in parchment paper, and packed for shipment.

Some of the older writers describe a cream cheese made by simply draining and lightly pressing in square blocks a thick cream obtained by setting milk in shallow pans, heating over water till the cream "crinkles," and setting in a cool place for twelve to twenty-four hours.

Limburger.—The Limburger is one of the varieties

of cheese whose characteristics are due to specific fermentations brought into the cheese during the ripening process. These fermentations result in a well known putrefactive odor and pungent flavor. According to Monrad,* the manufacture of Limburger in America and Europe is not greatly different. Ordinarily the cheese is made from whole milk, but frequently skimmed or partly skimmed milk is used. In Europe the copper kettle is commonly employed; in America both the kettle and the ordinary rectangular cheese vat are used. In the latter case the curd is made in much the same way as for ordinary cheese up to the point when the whey is drawn off. The milk is set at a rather high temperature (92° to 100° F.). The curd is broken into pieces the size of a hen's egg, and allowed to settle to the bottom of the kettle. It is then scooped out and put in rectangular molds arranged on tables, so that the whey may drain off. The molds are carefully turned till the whey has measurably ceased running, and the cheeses will maintain their form. They are then placed in rows on a flat table with thin pieces of board between them, and subjected to light pressure from the sides. The cheeses are turned frequently at first, and then at longer intervals, till at the end of thirty-six to forty-eight hours they may be taken from the press. They are then salted by rubbing salt on the ends and flat sides for three or four days. After the first salting they are laid on the table in single layers, afterward they are piled, at

* Cheese making in Switzerland. Winnetka, Ill., 1896.

first two deep, then three or four deep, so that the absorption of the salt may be promoted. During salting and pressing they are kept at a uniform temperature of from 59° to 63° F. They are then cured in a cool (60°F.), well ventilated cellar nearly saturated with moisture, with careful watching and much manipulation and turning. With the ripening they begin to soften. The curd, at first hard, takes on the characteristic glassy, greasy appearance, at the same time that the rind becomes at first yellow then reddish yellow. The softening begins on the outside and proceeds toward the center, and the cheeses are considered to be marketable when one-quarter of the cheese has taken on its characteristic texture.

Imitation Swiss cheese.—A considerable amount of cheese closely resembling the true Emmenthaler is made in America. Its main distinctive characteristic lies in its peculiar flavor, and in the appearance of the peculiar so-called Swiss holes in its texture. Both of these are due to specific fermentations, which take place in the cheese during the curing process. (See Emmenthaler cheese, page 200.)

These are the principal varieties of cheese that are manufactured to any large extent in America. There are, however, a number of brands of cheese upon the market that may properly be classed under the general name of

Prepared cheese.—These fancy brands are in general made from an ordinary cheese of good quality, by removing the rind and reducing the remainder to a homogeneous, more or less pulpy, mass. To this

is added a certain amount of additional fat, either in the shape of butter or other fat, and some flavoring matter in the form of cayenne pepper, brandy, or something of like nature. The cheese is then packed closely in fancy glass or earthenware packages, sealed tightly, and marketed. The names under which it is sold vary with the manufacturer and with the recipe under which it is made. Many of them are sold under registered trade-marks. Some of the better known are Club House, Meadow Sweet, Canadian Club, etc.

Among the varieties of cheese of foreign manufacture, the following are worthy of mention:

English cheeses.—The various dairy localities in England produce cheeses bearing their distinctive geographical names. In the main, they are of the cheddar type, and differ from the true cheddar only in details of manufacture and in slight differences in texture and flavor, in much the same way that the American home-trade cheese differs from the American cheddar. Of the English cheeses, the best known are the English Cheddar, single and double Gloucester, Cheshire and Wiltshire.

One English cheese in particular is worthy of a little more extended notice. It is the well known Stilton.

Stilton cheese.—Stilton cheese is a rich, rather soft, mild flavored cheese, more or less impregnated with threads of blue or bluish green mold, which to a greater or less extent mask the flavor. In making Stilton cheese, more or less of the cream of the

night's milk is added to the morning milk. The later practice is to use less cream than formerly, and in some cases no cream at all is used. The curd is coagulated and cut in the ordinary manner, but little heat is used in expelling the whey, and it is gotten rid of by draining the curds on draining tables and afterward in cloth strainers with light pressure. The cheeses are pressed in small sizes, ten to fifteen pounds, and slowly cured, sometimes for two or three years. The veins of mold have come to be esteemed so characteristic of Stilton cheese that their production is assisted by inserting in the ripening cheese wooden skewers that have been smeared with crumbs of old cheese fully impregnated with the mold.

Emmenthaler, Gruyere, Swiss or Schweitzer.—The cheese made in the mountains of Switzerland has a history reaching back to the seventeenth century,* and many of the old customs are still used; but, as might be expected, the various localities have developed many varieties of this general type, in the same way that the different forms of cheddar and allied cheese have come to differ from one another. It is generally considered that the cheese known as Emmenthaler is typical of the whole group of Swiss cheeses. The Emmenthaler cheese is made in a large copper kettle instead of a vat, and ordinarily the curd made in one vessel is pressed as a single cheese. After the curd has been coagulated with rennet, it is broken up in various ways into small pieces

* Monrad, Cheese making in Switzerland. Winnetka, Ill., 1896.

as nearly uniform in size as possible, and then heated, with careful stirring and attention, up to 135° or 140° F. After heating, the curd is allowed to sink to the bottom of the vessel in a solid mass, and while in this condition the bandage is slipped around it and the whole mass of curd conveyed to the hoops, where it is pressed. In the subsequent curing the curd is usually salted from the outside of the cheese as it is curing, and during the curing process certain fermentations go on which produce large holes in the cheese. These holes in perfect cheese should be uniform in size and at equal distances from one another. The casein itself breaks down into a cheese of solid, uniform texture and characteristic flavor. It has been asserted that the characteristic flavors of the Swiss cheese are due to the character of the Alpine pastures upon which the cows feed, but it is altogether likely that the curing fermentations have as much or more to do with developing these flavors.

Edam.—This cheese is made in Holland, and is pressed in round balls of four to six pounds weight, which, when ready for shipment, are colored red with annatto or beet root and wrapped in tin foil. Edam cheese is made from milk not very rich in fat. Oftentimes partially skimmed milk is used, and in other cases a considerable amount of fat escapes in the whey during the process of manufacture. The curd is made very dry and the curing process is rather slow, so that the resulting cheese is very hard, and will keep unchanged almost indefinitely; but while it is hard, the curd is thoroughly broken down by

the curing process, and is readily soluble and digestible.

Gouda.—This is a cheese resembling the Edam in general type, and also made in Holland, but not quite so hard, and somewhat approaching a well made cheddar in general texture. It is larger than the Edam, weighing from ten to fifteen pounds.

Roquefort.—This is a soft or semi-soft cheese, made in France. In some respects it is the most famous of all varieties of cheese. It is sometimes made from goats' as well as cows' milk, and it has peculiar characteristics imparted by specific fermentations that are brought about in the curing process. The curing is done in caves in limestone rock, where the air is uniform in temperature, and in order to bring about the desired fermentations the germs are added to the curd in the process of manufacture. These germs are often cultivated upon bread or similar substance, and this, crumbled up, is mingled with the curd in order to insure the proper fermentation in the cheese. Roquefort cheese, when well made and cured, is of a rather soft texture, and the whole mass is permeated with the molds, imparting a characteristic flavor to the cheese.

Brie.—Another soft French cheese. The milk is put into small, circular vessels and the rennet added. The curd is allowed to remain until it has become sufficiently firm to be removed from the whey in one piece. It is then carefully taken up and put in such a position that the whey may drain from it. It is turned frequently and carefully until sufficient

they has drained away so that the cheeses will maintain their form. They are then lightly salted and put away to cure. During the curing process molds develop on the outside, but the fermentations that go on upon the inside of the cheese result in the breaking down of the casein into a creamy mass of a strong, piquant flavor. The molds upon the outside give to the cheese a strong odor of decomposition.

Camembert.—This is still another French cheese, very closely resembling the Brie, and differing from it only in details of manufacture.

Gorgonzola.—An Italian cheese, somewhat resembling Roquefort.

Parmesan.—A very hard Italian cheese, made from milk with very little fat, and from which a large part of the water has been expelled. In curing it takes on a rather sharp flavor, and naturally it can be kept in almost any climate for almost any length of time. It is so hard that it is ordinarily grated before being used, and is almost wholly used to add piquancy to soups, sauces, and the like.

CHAPTER XIII.

BY-PRODUCTS OF THE DAIRY.

THE by-products of the dairy are skimmed milk, buttermilk and whey, and a variety of products that may be manufactured from them. The utilization of these by-products to the best advantage is an important part of the economy of dairy manufacture.

Skimmed milk, buttermilk and whey.—By far the larger part of the dairy by-products must of necessity be utilized as food for animals, either because of the cost of transportation or for lack of facility in marketing many of the rather perishable products that can be made from them. All of these products make a valuable food for animals, of course in proportion to the amount of the normal constituents of the milk which they contain. Whey is less valuable than skimmed milk or buttermilk, because it has lost the greater part of its casein as well as fat, but it still is of sufficient value to render its utilization of importance. Naturally, we expect that young animals (calves and pigs) will thrive the best upon these products, though skimmed milk has frequently been fed to cows with good results. All three are, however, so bulky that some more concentrated food

should be fed in connection with them, if they are used to the best advantage. When economically fed to young pigs and calves, skimmed milk and buttermilk may be made to return about fifteen cents per hundred weight, and whey about one-third less. These products are of value for food in proportion as the milk sugar has not been changed to lactic acid. They may be fed in unlimited quantities without ill results upon the health of the animal, except that occasionally when the milk is very sour, or when fermentations other than lactic have set in, derangements of the digestive organs, diarrhœa, etc., sometimes occur. It is, therefore, advisable that all of these products should be fed in as fresh a condition as possible, and it has been found in many instances that the custom of sterilizing or partially sterilizing the skimmed milk or whey at the factory, by injecting a jet of steam into it until the whole is heated up to about 180° F., is practical, and is followed by beneficial results.

Milk sugar.—Milk contains between 4 and 5 per cent of milk sugar, and the manufacture of this sugar has come to be an important industry. In the manufacture, whey is preferably used, or if skimmed milk the casein is first coagulated and removed. The water is then removed by evaporation until the crystals of sugar are formed. Various methods are used to rid the sugar of albumin and other materials contained in the whey. Formerly this was a somewhat difficult operation, and added considerably to the expense of the manufacture, but recently improvements

have been made in this respect, so that the cost of the manufacture of the sugar is much lessened. The growth of the industry has been very rapid, resulting in a much lower price for the product and a very much increased consumption. Formerly, almost the only use of milk sugar was medicinal. Now, because of its digestibility, it forms an important ingredient of many of the so-called infants' and invalids' foods. It is usually prepared in the form of a white crystalline powder, only mildly sweet to the taste.

Dutch cheese (cottage cheese, schmierkase, pot cheese, etc.).—A toothsome and nutritious article of food is made from sour skimmed milk or buttermilk by allowing the casein to coagulate by the action of lactic acid already formed, and then expelling the water by the aid of heat. A considerable number of products locally distinct, and differing in the degree of dryness of the casein, are made in this way, the general process of manufacture being to take sour buttermilk, or skimmed milk which has coagulated, heating gently to from 85° to 125° F., according to circumstances, draining off the whey through a cloth strainer, and then reducing the texture of the resulting curd by kneading with the hands or a pestle; salt is added, and the product is improved by the addition of a small amount of cream or butter, and occasionally by the use of some of the more common spices, as nutmeg, caraway, etc. It is largely made only for domestic consumption, but in most cities and villages, especially during the summer months, there is a con-

siderable demand for fresh cheese of this sort, and its manufacture is often a source of revenue to factories suitably located. It is usually sold and eaten in a fresh state, but it may be subjected to certain curing processes, which quite materially change its character, and which vary widely in different localities.

Whey cheese (primost and myseost).—These are products manufactured from whey in some of the north European countries and among the Scandinavians in our own. They are really forms of evaporated whey and, according to Monrad,* are made somewhat as follows: The whey, not too sour, is boiled in a suitable vessel under a slow fire, care being taken that it is not scorched or burnt; when the albuminous matters are coagulated they are removed to facilitate evaporation, and the evaporation is carried on until the whole mass assumes a syrupy condition; the albuminous matters are then returned to the condensed whey, the whole is removed from the fire and mixed rapidly until in the form of a thick mush; some cream is then added and the material pressed in brick shaped moulds, and after a day or two is ready for market. It is practically unknown except in those districts where the Scandinavian population is large.

Cheese food.—Within the last few years an enterprising cheese-maker, Mr. J. J. Angus, of Wisconsin, has perfected a system of manufacturing what

*A B C of Cheese-making. Winnetka, Ill. 1889.

he calls a complete cheese food. It is simply a product containing all the constituents of the milk in a condensed form. An ordinary cheddar cheese is first made and cured; the whey is evaporated to a syrupy consistency, and the cheese from a corresponding amount of milk is ground down to a pasty consistency and mixed with the evaporated whey. The resulting mass is pressed into cakes of convenient size, and under ordinary conditions will keep a long time. The cheese food is a soft, homogeneous substance of a mildly cheese-like, sweetish flavor.

Wheyn.—Quite recently there has been patented in this country by Alexander Bernstein, of Berlin, Germany, a nourishing, mildly stimulating drink with the above name. It is, according to the specifications of the letters patent, a sour, sterilized whey, from which the albuminous matter and fat have been removed. It is put up without further treatment, or it may be flavored with hops or other material, which may also be carbonated, or subjected to a mild alcoholic fermentation.

CHAPTER XIV.

BUTTER AND CHEESE FACTORIES.

Location of creameries.—In the location of a creamery no one thing is more important than to secure a well drained site, and yet this is in many cases evidently the last thing thought of. Creameries are located in any out of the way corner or bit of waste land that happens to be at hand. The drainage is no less an important matter to be considered in selecting a creamery site than in selecting a house site. The foundation of cleanliness in a creamery begins with the sewer, and unless the waste materials can be completely and quickly drawn away the labor of keeping the whole premises clean is very much enhanced.

Other things being equal, then, elevated ground should be selected as a proper site for a creamery, and if the advantage of the elevation can be made use of in the arrangement of the working rooms, so much the better. Another matter that may prove of considerable value in many cases is a regard for the natural or artificial shelter that may be given the creamery building. A difference of six or eight degrees in the work-room temperature may be easily secured by having a due regard to the advantages of

shade from groves or the channels of natural air drainage. On the other hand, it is not well to locate the building on a too bleak or exposed site, and yet the great majority of creameries are either ex-

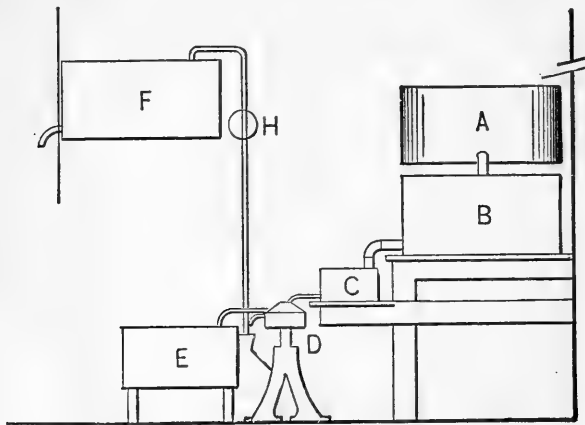


Fig. 29. Diagram of creamery arranged upon the "gravity" plan.

posed to the full rays of the August sun or to the bleak winds of winter.

Arrangement of building. — Two general principles govern the arrangement of cream-

ery buildings. In the one, the milk is taken in at such an elevation that it may flow by gravity from the weighing can to the receiving vat, thence to the tempering vat, thence to the separator, and finally to the skimmed milk and cream vats. In the other, the milk is taken in on a level with the work-room floor, and is elevated by pumps. Both plans have their advantages and disadvantages. The main advantage of what may be called the "gravity" system is, that the milk flows by its own weight during the whole course of manufacture, and no pumps, troublesome to keep clean, are necessary. As an offset to this advantage, it entails a considerable amount of extra labor in ascending and descending the neces-

sary stairs or steps. The pumping system, on the other hand, is economical of labor, but introduces one or more pumps,

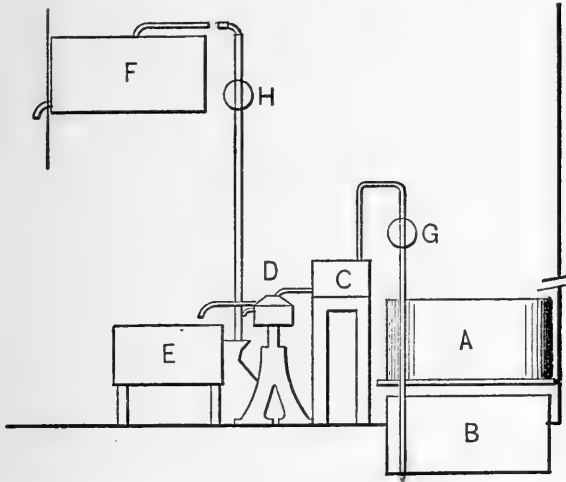


Fig. 30. Diagram of creamery arranged upon the "pumping" plan.

through which the milk must be passed, and which are always, even when of the simplest pattern, more or less difficult to keep clean, and exceedingly liable to be neglected. In

the outline diagrams is a creamery arranged according to either system. By reference to the ground plan (Fig. 31, page 212), it may be seen that in either case the amount of floor space required is the same. In Fig. 29 is shown the elevation under the "gravity" arrangement, with the exception that the skimmed milk vat is shown elevated. Here the milk is taken in at A, passes to B the receiving vat, thence to C the tempering vat, thence to D the separator, thence to E the cream vat, and through the pump H to F the skimmed milk vat. In the pumping system, Fig. 30, the same letters indicate corresponding parts. It will be seen here that the milk is pumped through G from B to C. Referring

again, then, to the floor plan, if the arrangement be according to the pumping system, the operator, stand-

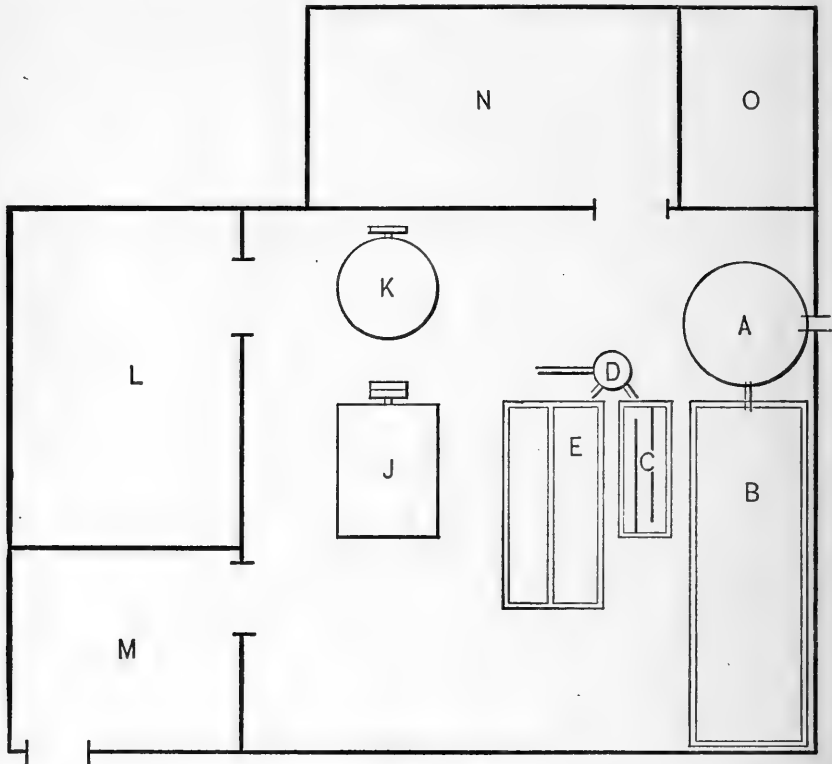


Fig. 31. Ground plan of creamery in Figs. 29 and 30. *A*, weighing can; *B*, receiving vat; *C*, tempering vat; *D*, separator; *E*, cream vat; *J*, churn; *K*, butter worker; *L*, cold storage room; *M*, office; *N*, boiler room; *O*, fuel.

ing near his scales and receiving vat *A*, is but a step from the separator *D* and the boiler *N*, and can easily give attention to all parts of his factory. Whereas, if the creamery is arranged upon the "gravity" plan, he must be constantly ascending and descending a series of steps between *A* and *D*. It would seem, therefore, that when the factory is to be a

large one, requiring the services of more than one man, that the "gravity" system is preferable, because of doing away with the objectionable pumps. Whereas, if the factory is to be a small one, and one man is to do all the work, the amount of labor saved by the more compact pumping system will more than overbalance the objection arising from pumps. In a factory of the size indicated, handling from three to five thousand pounds of milk per day, a floor space of about 18 x 24 feet will be required. In larger factories, it will be found of advantage, in controlling the temperature, to introduce partitions, so that the receiving and separating room may be separated from the churning and working room, and if much butter is to be made up into prints, a third, colder room, for printing the butter, will be found of great advantage during the warm part of the year. Here, too, the question of labor again comes into play. When the creamery is so small that all the work is done by one man, labor is economized by having all the operations conducted in one room, but where two or three, or even more men are employed, it will be found of advantage to have separate rooms for the different operations.

Construction.—The building should be laid upon solid foundation walls rather than upon piers. Besides adding decidedly to the appearance of the building, it aids materially in keeping the building warm in winter and cool in summer. In regard to the floors, cement floors are the most expensive

and the most durable, and if well laid and composed of the best materials, are entirely satisfactory. But wooden floors, tightly laid upon a well-drained foundation, are fairly durable, and when out of repair may be easily replaced at comparatively small cost. Whatever the floors, they must be thoroughly sewered. The floor should slant rapidly to the gutter, so that all water will quickly run off through a thoroughly trapped iron pipe until the outside of the building is reached, after which well-glazed sewer pipe may be used. An abundant supply of pure water is indispensable. This, under ordinary conditions, will be obtained from a well. A bored or driven well is less liable to contamination than an open dug well, but in any event the site of the well should be chosen with due regard to possible sources of contamination. If the water is very abundant and at a temperature below 48°, a supply of ice is not indispensable, except for cold storage purposes, but it will be found in most cases to be of great advantage. In any event, the means of readily securing and maintaining in the cream a temperature of 50° F. or below is indispensable. Water and steam pipes should be carried to all parts of the building where their presence may be of advantage for cleaning purposes.

The superstructure may be as elaborate or as simple as desired. At the least, it should offer as good protection from the elements as a well-built house does. In fact, the construction need not

differ from that of ordinary house construction, except that ceiling on the inside take the place of plaster.

The inside finish should be of matched and planed lumber, thoroughly protected with hard oil.

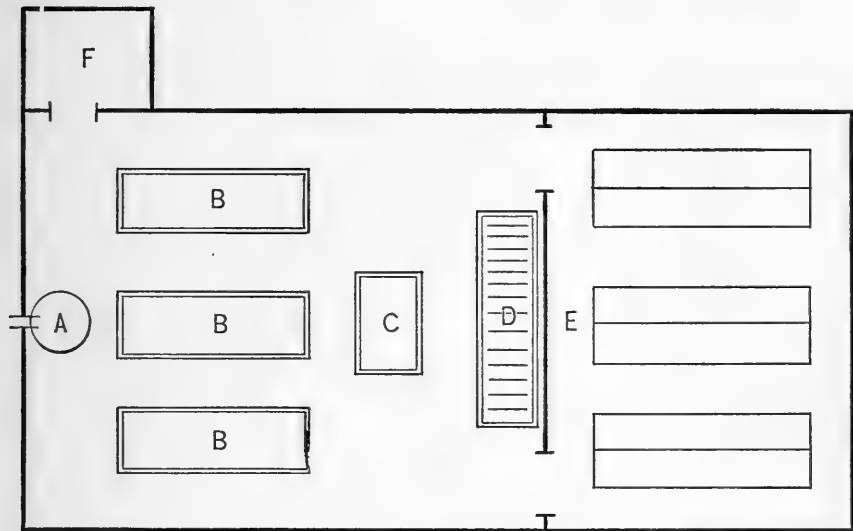


Fig. 32. Plan of cheese factory properly arranged.

It should be needless to say that the outside should be neatly and tastefully painted, yet well-painted creameries are the exception and not the rule.

Cheese factories.—All that was said in regard to the location of creameries applies with equal force to cheese factories. Heretofore, perhaps, even less attention has been paid to the drainage of cheese factories than to creameries, but it is quite as necessary. The arrangement of the cheese factory is considerably simpler than that of the creamery, and mis-

takes in arrangement are less liable to be made. The governing principle should be that the milk, in its transformation from milk to cheese, should pass

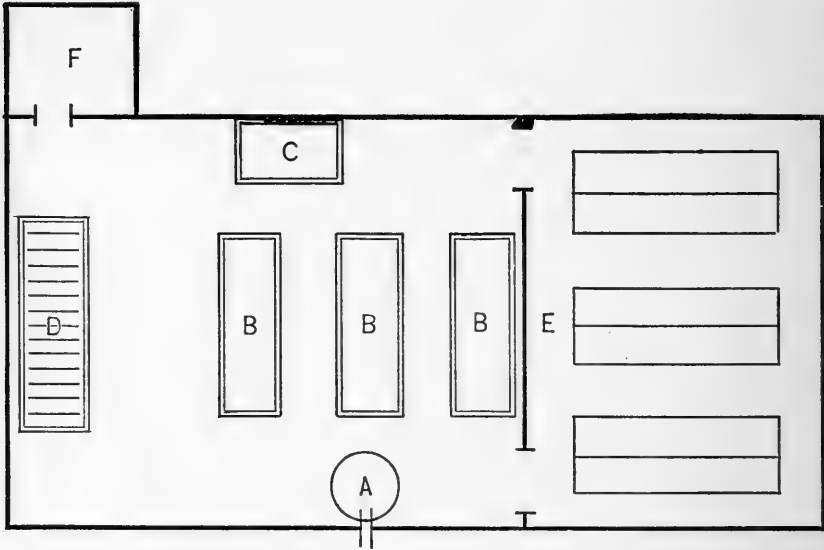


Fig. 33. Plan of cheese factory improperly arranged.

in one direction from the weighing can toward the curing room. The outlines given, Figs. 32 and 33, show factories properly and improperly arranged. In Fig. 32, the milk taken in at A passes into the vats at B, from thence to the curd sink C, and the press D, and finally to the curing room E, constantly in one direction and with a minimum of hand labor. Whereas, in Fig. 33, following the same letters, the milk or curd travels from one end of the room to the other and back again. While cheese factories, as a rule, are used only during the warm months of the year, and perhaps for that reason

may be less warmly built, still it is not sufficient that the superstructure be merely of siding nailed to the joists, leaving the inside bare. While, perhaps, it is not necessary that the outer siding be double, or that building paper be used upon the joists, still the joists should always be ceiled upon the inside and the ceiling neatly finished in oil. The construction of the curing room is the most important part of the cheese factory. Here the construction should be of such a nature that a fairly constant temperature may be maintained. This can hardly be secured unless the building is covered on the outside with two thicknesses of boards, with paper between and tightly ceiled upon the inside. This part of the factory, at least, should always be upon a solid wall foundation. Constructed in this way, if care is taken to ventilate the building thoroughly at night, and to close it tight during the day time, a fairly cool curing room can be secured even during the hottest weather; but the temperature can be much more satisfactorily regulated if the ventilation comes through a sub-earth duct for a considerable distance. This may be arranged by laying a three or four-inch glazed sewer pipe at least four feet deep, from a point on the surface fifteen or twenty rods from the building, and opening into the center of the curing room through the floor. If the mouth of this sub-earth duct can be placed in such a position that the prevailing winds will blow toward it, a circulation of cool air can more easily and certainly be secured.

Combined butter and cheese factories.—The connection between the butter and cheese markets is such that it is coming to be of considerable advantage for a factory to be able to make either butter or cheese. In many cases but little additional room or expense is necessary. If in the creamery the receiving vat is of the same construction as an ordinary cheese vat, that is, piped so that hot water or steam can be introduced around it, all that is necessary in order to make cheese is to add a cheese press and the necessary curing room. In a cheese factory the addition of a separator, churn and worker serves to transform it into a creamery. It is true that the presence of the necessary equipment is always a temptation toward the making of skimmed milk cheese during a part of the year, but a due regard for the reputation of the products of the factory will always result in making either full cream cheese or butter alone. Naturally the manufacture of cheese is most advantageous during the summer months, and the manufacture of butter most profitable during the winter months. It is not at all unlikely that dairy manufacture will tend in this direction in the future, instead of certain localities being devoted almost exclusively to butter manufacture and others to cheese manufacture, as in the past.

Farm dairy buildings.—Heretofore the farm dairy work has shared with the other farm industries and the domestic life the room necessary to its prosecution, and this has been and still is a main reason for the general inferiority of farm dairy products. In

order that the farm dairy be successful, it is necessary that some certain place be set aside rigorously for its prosecution. The dairy cannot be associated with the kitchen, the vegetable cellar, or any other part of the farm buildings except to its own detriment. The room or building devoted to the farm dairy need not be large nor elaborate. It should simply secure a room of convenient size, shut off from any other occupation, well lighted, well ventilated, well drained, and reasonably cool in temperature. It is entirely possible that this room be a part of the house cellar, but if so it should have its own individual exit, and be completely shut off from the cellar at large. In the same way it may be a part of any of the farm out-buildings, or it may be a building by itself. As to whether in a moderate sized dairy, where say twenty to forty cows are kept, the dairy should have a building separate from others or not, depends largely upon the way in which the dairy work is carried on. If the dairy is so large that power is required for the churning, or if the cream is raised by a gravity process, it will undoubtedly be of advantage that the dairy should occupy a separate building; but if the cream is separated by centrifugal process, and power is not required for churning, then the milk may be separated in the barn adjoining the stable, and only the cream carried to the dairy room proper. There are many advantages in this latter plan. In the first place, the labor of carrying the milk to the dairy, and the skimmed milk and buttermilk away, is done

away with. In the second place, the room required for ripening the cream and churning the butter is very small, even for a dairy of considerable size, and may easily be fitted up in a cool corner of the cellar. The only disadvantage is that steam for cleaning the utensils is not conveniently at hand, but the advantages in most cases will outweigh this single disadvantage. If this requisite of the farm dairy building or apartment is secured, namely, a room devoted to nothing but butter or cheese manufacture—light, airy and well drained—there is no reason why the very highest quality of products should not be made under such conditions, and there are several reasons why a better product can be made than under the ordinary factory conditions, where the production and care of the milk is in the hands of a large number of persons, over whom the butter-maker or cheese-maker can at best exercise only partial control.

CHAPTER XV.

STATISTICS AND ECONOMICS OF THE DAIRY INDUSTRY.

THE dairy industry in its development has fully kept pace with other industries and with the population. The total number of milch cows has increased between two and three fold since 1850, though in 1890 there were slightly fewer cows in proportion to the population than in 1850. But while the number of cows has not increased faster than the population, their product has materially done so. This is seen in the average yield per cow and in the increase in the production of butter and cheese. In 1850 the average yield per cow was 166½ gallons. This had increased in 1890 to 315.4 gallons, or nearly 100 per cent. The total production of butter was nearly four times as much in 1890 as it was in 1850, and the production of cheese slightly less than 2½ times as much.

The various details of this development are well shown in the following tables, compiled from the United States Census reports by the Dairy Division of the United States Department of Agriculture :*

*U. S. Dept. Agr., Bureau of Animal Industry, Bulletin No. 11 (Dairy No. 1).

Farm and dairy statistics of the United States.

	From the United States Census of			
	1890.	1880.	1870.	1860.
Population	62,623,250	50,155,783	38,558,371	31,443,322
Farms:	8,466,251	7,670,493	5,922,471	3,221,574
Total number	4,564,641	4,008,907	2,659,085	2,044,077
Acres total	623,218,619	536,681,835	407,735,041	407,112,538
Acres unimproved, percentage	42.6	46.9	53.7	59.9
Average size	137	134	153	199
Value live stock, all kinds	2,208,767,573	1,500,384,707	1,525,276,457	1,089,329,915
Value farm products, annual [<i>g</i>]	2,460,107,454	2,112,540,927	2,447,538,658	2,000,000,000
Cattle:				
Milk cows	16,511,950	12,443,120*	8,935,332	8,585,735
All others on farms	34,851,622	23,482,391	14,885,276	17,034,284
Cows to every 1,000 of population	264	248	232	273
Milk, total produced on farms, gallons	5,209,185,567	530,129,755	335,500,599	[<i>c</i>] 273
Butter made on farms [<i>g</i>]	1,024,223,468	777,250,287	514,902,683	459,681,372
Cheese made on farms [<i>g</i>]	18,726,818	27,172,489	53,492,153	103,663,927
Creameries, cheese factories, etc.:				
Number [<i>g</i>]	4,712	3,932	1,373	5
Butter made in same [<i>g</i>]	181,284,916	29,421,784	109,435,229	1,000,000
Cheese made in same [<i>g</i>]	238,035,065	215,885,361	109,435,229	1,000,000
Condensed milk	37,926,821	13,033,267	109,435,229	1,000,000
Capital employed	16,624,163	9,604,803	3,690,075	13,400
Employed	14,921	7,903	3,690,075	13,400
Wages paid, annual	5,390,705	1,546,495	706,566	3,060
Cost of materials	51,364,574	18,363,579	14,089,284	10,701
Value of products	62,685,043	25,815,963	16,771,665	23,500
Total dairy products of United States [<i>g</i>] value	411,970,522	391,131,618	360,828,000	240,400,580

a The Sixth United States Census (1860) gives number of milk cows, 4,837,043; value, \$72,555,000; value of dairy products for year, \$120,926,075.

b The value of farm products for 1869 (census of 1870, included "betterments and additions to stock," so that in products only there was an actual increase in 1880, as compared with 1870. The total value of 1890, compared with 1880, showed only slight increase, although increase in the products themselves was very great; rapid decrease in market prices accounts for this difference.

c No returns in market prices accounts for this difference.

d The value of milk product were made for 1850 and 1860. The great variation in the figures given results from these facts: In 1870 only "milk sold from farms" was reported, thus omitting all consumed on farms and there made into butter and cheese; in 1880, "milk sold or sent to butter and cheese factories" was included, again excluding home consumption; in 1890, the returns endeavored to show the total quantity of milk produced on farms.

e To butter and cheese made on farms must be added that made at creameries and cheese factories to get the total product.

f The establishments reported for 1850, 1860, and 1870 were all cheese factories. The figures for 1860 are approximately correct, but those for 1860 are not; more cheese factories are known to have been in active operation, in that year in the state of New York alone.

g The butter and cheese made in creameries and factories in 1889 (census of 1890) does not include the products of urban establishments.

h The total values of dairy products do not include the milk of "town cows" or cows not on farms, and the amounts given are thus much below the whole truth.

Value of principal farm products of the United States.

Products.	1859.		1879.		1889.	
	Per cent.	Total value.	Per cent.	Total value.	Per cent.	Total value.
Meats	17.9	\$300,000,000	22.1	\$800,000,000	23.9	\$900,000,000
Corn	21.6	360,680,878	19.2	694,818,304	15.9	597,918,829
Hay	9.1	152,671,168	11.3	409,505,783	14	526,632,062
Dairy products . .	14.4	240,400,580	10.8	391,131,618	11	411,976,522
Wheat	7.5	124,635,545	12	436,968,463	9.1	342,491,707
Cotton	12.6	211,516,625	7.5	271,636,121	8.2	307,008,114
Poultry	4.5	75,000,000	5	180,000,000	5.3	200,000,000
Other products (a)	12.4	206,639,527	12.1	440,438,353	12.6	472,492,249
Grand total . .	100	\$1,671,544,323	100	\$3,624,498,642	100	\$3,758,519,483

a "Other products" include barley, buckwheat, flax fiber, flaxseed, hemp, hops, Irish potatoes, leaf tobacco, maple sirup, maple sugar, oats, rice, rye, sorghum molasses, sweet potatoes, and wool.

But it is not so much in the amount of dairy product manufactured as in the way the business is done that the dairy industry shows its most remarkable advances. Up to 1850 the whole dairy output was produced, manufactured, and marketed from individual farms. Since then the introduction and wonderful growth of associated dairying, or the factory system, has taken place, and this period has also witnessed the introduction of so many and so varied machines and utensils that the dairy practice of forty or even twenty years ago is entirely revolutionized in the methods of to-day. But while associated dairying has made rapid strides, both in butter and cheese making, it is only in cheese making that the factory system can be said to have at all supplanted private dairying. In 1890 only a little more than 7 per cent of all the cheese produced was made outside of factories; while in the

same year, of the 1,205,508,384 pounds of butter made in the country, only 181,284,916 pounds, or about 15 per cent, was made in factories.

Development of the factory system.—Associated dairying, or the manufacture of the milk of several patrons at one place, under the eye of a single person, was at first limited wholly to cheese making. The system may be said to have been inaugurated by Jesse Williams, in Oneida county, N. Y., when in 1851 he began the manufacture of milk, produced by himself and several sons located on farms near by, into cheese under his immediate supervision. From this beginning the number of cheese factories increased, slowly at first but afterward more rapidly, until in 1870 there were in operation 1,313 cheese factories. Up to this time butter factories were unknown, but within a few years began to be rapidly established, and in 1890 there were of both butter and cheese factories 4,712. Ten states—New York, Wisconsin, Iowa, Ohio, Pennsylvania, Illinois, Vermont, Minnesota, Michigan and Kansas, in the order named—contained nearly 90 per cent of all the factories. Of these there were in New York 1,337, in Wisconsin 966, and in Iowa 500, or nearly 60 per cent of the whole.

When the first butter factories or creameries, as they are more generally called, were established, the milk of the several patrons was drawn to the factory, set in deep cans, usually surrounded by running water, and afterward skimmed and churned. After a time the gathered-cream system was introduced.

Under this system the cream was raised upon the farm, usually by a cold deep-setting process, and the representative of the creamery, visiting the different farms, skimmed the cream, and left the skimmed milk upon the farm. Later on, during the decade beginning in 1880, the centrifugal separator was introduced, and at the present time by far the larger number of butter factories are operated upon this system. As between the factory system or the private dairy in the manufacture of dairy products, both have their advantages and disadvantages. The advantages of the factory system are so great that practically all of the cheese is made in this way, the small amount made upon farms and in private dairies being almost wholly made for domestic or strictly local consumption. Those advantages in the main are the saving of labor and the greater uniformity of product. It requires no more time and but slightly more labor to make six thousand pounds of milk into cheese than six hundred. Few private dairies produce more than the latter amount, so that the combination of ten men in a factory will result in saving the labor of at least five men in the manufacture of the product. Then the cost of building the proper curing room is much less under the factory system than in the private dairy. Conditions of temperature and moisture can readily be secured for a large amount of cheese cured together, that would practically be impossible if the same amount of cheese was distributed in ten or a dozen parcels and cured separately.

In associated butter making, while the same ad-

vantages hold true as in cheese making, they do not manifest themselves to the same degree. There is undoubtedly a considerable saving of labor and a vastly more uniform product where the milk of many patrons is manufactured into butter in a well equipped creamery under skilful supervision, but it is scarcely possible for a creamery handling the milk of many cows, scattered over a wide area and under the care of many persons, to make butter of so uniformly fine quality as is possible where not only the milk, from the time it is drawn until the finished product is sent to market, but the care and food of the cows as well, are under the same skilful supervision. One of the chief advantages of both the cheese and butter factory system is that it removes from the farm, and particularly from the farm home, a large amount of drudgery that in far too many cases fell upon those least able to bear it, the women of the household; so that while the butter of the very highest quality will probably for many years to come be made in relatively small individual or private dairies upon farms, still the factory system is increasing very rapidly, and will continue to do so until proportionately as much butter as cheese is made in factories.

Condensed milk.— in 1856 a patent was granted to Gail Borden, Jr., on a process for “concentrating sweet milk by evaporation in vacuo, having no sugar or other foreign matter mixed with it.” From small beginnings the business has grown to enormous proportions, and is still largely in the hands of the

descendants of the original patentee. At the present time the condensed product is made both with or without the addition of sugar, and is sold in bulk or in hermetically sealed cans, in which latter form it may be preserved for an indefinite time. By far the larger portion of the product is made with the addition of sugar, and is put up in cans.

According to Dr. Babcock, in the plain condensed milk the water is reduced to about 59 per cent, the other constituents being increased in proportion, while the sugared product contains about 25 per cent of water and 36 per cent of cane sugar.

The successful condensation of milk requires that the milk be produced under the best hygienic conditions and from the purest and most wholesome foods. Consequently we find among the patrons of condensing factories a highly developed state of dairy husbandry.

Dairy legislation.—Dairy legislation in the United States has had two main objects. First, to secure to consumers of milk an unadulterated product. This has resulted in the establishment in many states of arbitrary legal standards for the quality of milk, and in others the passage of general laws prohibiting the adulteration of milk in any way (See appendix C). Still, more than half the states have no laws whatever in regard to the sale of milk, though most of the large cities in these states have adopted municipal regulations of the same general nature as the state laws.

The second object of dairy legislation has been to

guarantee the quality of a dairy product or to prevent the sale of a spurious product for a genuine one. The introduction of the manufacture of artificial butter or oleomargarine has led to both national and state regulation. The manufacture of oleomargarine, and particularly its sale as genuine butter, caused a great injury to the manufacturers of the genuine product, both in the sale of their goods and the prices received for the same. The state of New York was one of the first, if not the very first, to enact regulations controlling the sale of the imitation product, and in 1884 passed a law prohibiting the manufacture and sale of imitation butter within the limits of the state. This law was the subject of much litigation, but has been upheld by the state and national courts. It has been pretty thoroughly enforced, and is still in operation. In 1886 the National Government passed a law imposing an income tax of two cents per pound upon all imitation butter made in the country, and levying special license taxes upon those engaged in its manufacture and sale. This has resulted in a measurable control of the product, and with the supplemental laws that have been passed in a large number of the states the matter is now under careful and strict regulation. These laws have not resulted, as was fondly hoped by many dairymen, in absolutely stopping the manufacture of imitation butter, but have resulted in a great improvement in the quality of the imitation goods and in securing innocent purchasers against fraud in palming off upon them a spurious for a genuine article. At the same

time, the cheaper imitation butter has crowded out of the market the poorer grades of genuine butter, and so improved the general average quality of genuine butter.

More recently the manufacture of so-called filled cheese has been regulated in the same way, by the passage by the National Congress, in 1896, of a law similar to the oleomargarine act, placing a revenue tax upon all filled cheese manufactured, and a license tax upon the manufacturers and dealers. This filled cheese is made from skimmed milk, to which has been added a certain amount of neutral animal fat.

Within the past twenty years the practice of making cheese from skimmed or partially skimmed milk has spread widely throughout the United States. The result has been that the reputation of American cheese has greatly fallen in the market, both abroad and at home. A remedy has been sought by the passage in several states, notably New York and Wisconsin, of laws authorizing the use, on cheese made from whole milk, of "State Brands" guaranteeing the quality of cheese so branded. While cheese-makers were at first not inclined to take advantage of these laws, the "State Brands" are now extensively used with very gratifying results as to the reputation of cheese so branded in the general markets.

Dairy markets.—In no one particular has the dairy industry developed in recent years more than in the line of production throughout the year. Formerly almost the whole product was made during the warm

months. This is measurably so still in the case of cheese, but the demand has been constantly increasing for fresh butter the year round, and at the present time a fairly large proportion of the whole output is made during the winter months, the fresh butter commanding anywhere from two to ten cents per pound more than equally good butter that has been held in storage for several months. Very recently, with improvements in the methods of refrigeration and cold storage, the price of stored butter of the highest quality is reaching nearer to that of the fresh made goods, but the best consumers still continue to call for a fresh article.

APPENDIX.

A. USEFUL RULES AND TESTS.

COMPARISON OF THERMOMETER SCALES.

Centigrade Scale—Freezing point of water = 0
Boiling point of water = 100

—————
Difference 100 degrees.

Fahrenheit Scale—Freezing point of water = 32
Boiling point of water = 212

—————
Difference 180 degrees.

100 degrees C. = 180 degrees F.

5- “ = 9 “

TO CHANGE DEGREES CENTIGRADE TO EQUIVALENT DEGREES FAHRENHEIT.

Multiply by 9-5 and add 32; *e. g.*: $65^{\circ} \text{ C.} \times 9-5 = 117 + 32 = 149^{\circ} \text{ F.}$

TO CHANGE DEGREES FAHRENHEIT TO EQUIVALENT DEGREES CENTIGRADE.

Subtract 32 and multiply by 5-9; *e. g.*: $98^{\circ} \text{ F.} - 32 = 66 \times 5-9 = 37^{\circ} - \text{C.}$

TO FIND THE SPECIFIC GRAVITY BY THE "BOARD OF HEALTH" LACTOMETER.

Multiply the reading by .29 and add 1.000; *e. g.*: Observed reading, $94 \times .29 = 27.26 + 1.000 = 1.027.$ + specific gravity.

TO CHANGE "BOARD OF HEALTH" LACTOMETER DEGREES TO
EQUIVALENT QUEVENNE DEGREES.

Multiply the "Board of Health" reading by .29; *e. g.*: "Board of Health" reading, $105 \times .29 = 30.45 = 30 +$ Quevenne reading.

TO CHANGE QUEVENNE LACTOMETER DEGREES TO EQUIVALENT
"BOARD OF HEALTH" DEGREES.

Divide the observed Quevenne reading by .29; *e. g.*: Quevenne reading, $34 \div .29 = 117. +$ ordinary or "Board of Health" reading.

TEMPERATURE CORRECTION FOR LACTOMETER.

For Quevenne lactometer, .1 lactometer degree for each degree of temperature F.

For ordinary or "Board of Health" lactometer, 1 lactometer degree for each 3 degrees of temperature F.

To be added if the temperature is too high, or subtracted if it is too low.

To be used only when the temperature variation is less than 10 degrees from the standard of the lactometer.

TO ESTIMATE SOLIDS NOT FAT, AND TOTAL SOLIDS, FROM THE
SPECIFIC GRAVITY AND PER CENT OF FAT.

The following formulæ may be used :

$$\text{Babcock (1) } S = \frac{L + .7 f}{3.8}$$

$$\text{Babcock (2) } S = \frac{L}{4} + .2 f$$

$$\text{Richmond (3) } T = \frac{L}{4} + \frac{6 f}{5} + .14$$

In the above L = corrected Quevenne lactometer reading, f = per cent of fat, S = solids not fat; T = total solids; solids not fat + fat = total solids.

To apply the above formulæ, if the percentage of fat is 4.2 and the lactometer reading at 60° F. is 32, then

$$(1) S = \frac{L + .7 f}{3.8}, \quad S = \frac{32 + .7 (4.2)}{3.8}$$

$$.7 \text{ of } 4.2 = 2.94 + 32 = 34.94 \div 3.8 = 9.19 = \text{solids not fat.}$$

$$9.19 + 4.2 = 13.39 = \text{total solids.}$$

$$(2) S = \frac{L}{4} + .2 f, \quad S = \frac{32}{4} + .2 (4.2)$$

$$32 \div 4 = 8, \quad .2 (4.2) = .84, \quad 8 + .84 = 8.84 = \text{solids not fat.}$$

$$8.84 + 4.2 = 13.04 = \text{total solids.}$$

$$(3) T = \frac{L}{4} + \frac{6 f}{5} + .14, \quad T = \frac{32}{4} + \frac{6 (4.2)}{5} + .14$$

$$32 \div 4 = 8, \quad 6 \times 4.2 = 25.2 \div 5 = 5.04.$$

$$8 + 5.04 + .14 = 13.18 = \text{total solids.}$$

LITMUS TEST.

A method of determining whether a liquid is acid or alkaline.

In acid solutions, blue litmus turns red.

In alkaline solutions, red litmus turns blue.

PHENOLPHTHALEIN TEST.

A method of determining whether a liquid is acid or alkaline.

In acid solutions, if phenolphthalein is added no change in color is produced.

In alkaline solutions, if phenolphthalein is added the liquid turns pink.

TO DETERMINE THE PERCENTAGE OF LACTIC ACID IN MILK BY THE USE OF DECINORMAL ALKALI, OR FARRINGTON'S ALKALINE TABLETS.

Each c. c. decinormal alkali neutralizes .009 grams lactic acid. Therefore, multiply the number of c. c. decinormal alkali used by .009 and divide the product by the number of grams of milk taken. (Grams = c. c. \times 1.032); *e. g.*: 20 c. c. of milk require 9 c. c. decinormal alkali to neutralize the acid. The per cent of acid is—

$$.009 \times 9 = .081 \text{ grams lactic acid.}$$

$$.081 \div 20.64 = .0039, \text{ or } .39 \%$$

Each alkaline tablet = 3.8 c. c. decinormal alkali. Each tablet is dissolved in 10 c. c. water. Each c. c. tablet solution = .38 c. c. decinormal alkali. Therefore, each c. c. tablet solution will neutralize $.009 \times .38 = .0034$ grams lactic acid. Therefore, multiply the number of c. c. of tablet solution used by .0034 and divide by the number of grams of milk taken (grams = c. c. \times 1.032); *e. g.*:

20 c. c. of cream require 35 c. c. of tablet solution to neutralize the acid. The per cent of acid is—

$$.0034 \times 35 = .119 \text{ grams lactic acid.}$$

$$.119 \div 20.64 = .0058, \text{ or } .58\%$$

TO SELECT MILK FOR PASTEURIZATION.

Dissolve any convenient number of Farrington alkaline tablets in an equal number of ounces of water. Provide any convenient small measure, and to one measure of milk add two measures of the prepared tablet solution. If the milk remains uncolored, it contains more than .2 of 1 per cent of acid, and is too sour to be safely used. If it is colored pink, it contains less than .2 of 1 per cent of acid, and may safely be used for pasteurizing or sterilizing. Or, the tablet solution will be of very nearly the same strength, and may be used in the same way, if 3 tablets are dissolved in 90 c. c. of water.

TO PREPARE ARTIFICIAL "STARTER" OR FERMENT FOR RIPENING MILK OR CREAM.

Sterilize ten pounds of fresh, sweet skimmed or whole milk at 180° F. Cool to 90° F., and add sufficient dry lactic ferment to secure coagulation in twenty-four hours. When coagulated, add this to the extent of 10 per cent to enough sterilized whole or skimmed milk to make sufficient "starter" for one day's use. Reserve each day enough of this starter to prepare the starter for the next day, and use the remainder for ripening the milk or cream, using for this from 2 to 5 per cent, according to circumstances. Keep the starter as nearly as possible at a uniform temperature of 80° F.

MONRAD RENNET TEST.

To determine the ripeness of milk for cheese making, put 5 c. c. commercial rennet in a 50 c. c. flask and fill with water to the mark. Put 200 c. c. of milk at 86° F. in a suitable tin cup, and allow it to float in the vat. Add 5 c. c. of the diluted rennet, and note carefully the time required for the first appearance of coagulation. The time required will depend upon the amount of milk and rennet used, the strength of the rennet, the temperature and the ripeness of the milk. All except the last remaining constant from day to day, the degree of ripeness is measured by the time required for coagulation. The riper the milk the shorter the time; ordinarily from one and one-half to two minutes will be required. The diluted rennet must be made fresh every day.

MARSCHALL RENNET TEST.

To determine the ripeness of milk for cheese making, fill the vessel to the 0 mark with milk, add a pipette full of commercial

rennet, stir quickly, and place in such a position that the milk may flow freely from the orifice. When the milk ceases to flow, note the number of graduations exposed. The riper the milk the less the number of exposed graduations.

HOT IRON TEST.

A test used to indicate the maturity of curd in cheese making. The maturity is usually coincident with the amount of lactic acid present, so that the test is commonly called the hot iron test for acid.

The test is made by heating a bar of iron just short of redness, or so that it will hiss readily. A mass of curd is squeezed in the hand till all the whey possible is pressed out. The curd is then applied to the iron; the surface of the curd, melted by the heat, sticks to the iron, and the remainder is carefully and gently pulled away. If the curd is very immature, the melted part readily separates from that not affected by the heat, but when more mature, numerous fine threads of casein are drawn out when the two parts are separated, the length of these threads depending upon the maturity of the curd, and commonly measured in terms of acid, thus, $\frac{1}{4}$ -inch acid, 2-inch acid, etc.

TO CALIBRATE OR TEST THE ACCURACY OF GRADUATION OF GLASSWARE USED IN THE BABCOCK TEST.

Observe that the graduations are at equal distances apart. Fill the bottle carefully to the \circ point with clean rain water, wipe out the neck carefully, and add from a pipette or burette 2 c. c. water. It should fill the bottle exactly to the 10 point. Or, weigh the bottle filled with clean rain water to the \circ point with delicate balances, fill to the 10 point and weigh again. The difference in weight should be 2 grams. Or, into a dry, empty bottle put 2 c. c. or 27.18 grams mercury, insert a tight-fitting plug carefully to the 10 point, and invert the bottle; the mercury should just reach to the \circ point. The pipette should hold 17.6 grams of water, or 239 grams of mercury. Any piece showing a discrepancy of 2 per cent should be discarded.

TO TEST BUTTER OR CHEESE WITH THE BABCOCK TEST.

Weigh out on a balance sensitive to .1 gram, from 4 to 8 grams of the substance to be tested. Divide into small pieces and put into an ordinary test bottle,* or bottle with detachable neck, with

about 10 c. c. of warm water. Add the acid, and complete the test in the ordinary way. The percentage of fat will be found by the following proportion :

Weight of sample : 18 :: observed reading : per cent of fat ; or

$$\frac{18 \times \text{observed reading}}{\text{weight of sample}} = \text{per cent of fat};$$

e. g. : 4.8 grams of cheese tested, showed a reading of 9.2 per cent fat in the test bottle. The cheese contained :

$$\frac{18 \times 9.2}{4.8} = 34.5 \text{ per cent fat.}$$

B. METRIC SYSTEM.

The meter is the primary unit of length. It is equal to $\frac{1}{100000000}$ th part of the distance measured on a meridian of the earth from the equator to the pole, and equals about 39.37 inches.

MEASURES OF LENGTH.		EQUIVALENTS.
Myriameter	10,000 meters	6.2137 miles
Kilometer	1,000 "	} 0.62137 mile, or 3280 ft. 10 in.
Hectometer	100 "	
Dekameter	10 "	328 ft. 1 in.
Meter	1 meter	393.7 in.
Decimeter	.1 "	3.937 in.
Centimeter	.01 "	.3937 in.
Millimeter	.001 "	.03937 in.

MEASURES OF SURFACE.		EQUIVALENTS.
Hectare	10,000 sq. meters	2.471 acres
Are	100 " "	119.6 sq. yards
Centare	1 " meter	1550. sq. inches.

MEASURES OF CAPACITY.			EQUIVALENTS.	
	No. OF LITERS.	CUBIC MEASURE.	DRY MEASURE.	LIQUID OR WINE MEASURE.
Kiloliter, or Stere	1000	1 cu. meter	1.308 cu. yards	264.17 gal.
Hectoliter	100	.1 " "	2 bu. 3.35 pks.	26.417 gal.
Dekaliter	10	10 cu. decimeters	9.08 quarts	2.6417 gal.
Liter	1	1 cu. decimeter	.909 quart	1.0567 qts.
Deciliter	.1	.1 " "	6.1022 cu. inches	.845 gill
Centiliter	.01	10 cu. centimeters	.6102 cu. inch	.338 fl. oz.
Milliliter	.001	.1 cu. centimeter	.061 " "	.27 fl. dram

SYSTEM OF WEIGHTS.		EQUIVALENTS.	
	NO. OF GRAMS.	WEIGHT OF WATER MAXIMUM DENSITY.	AVOIRDUPOIS WEIGHT.
Millier, or Tonneau	1,000,000	1 cu. meter	2204.6 pounds
Quintal	100,000	1 hectoliter	220.46 "
Myriagram	10,000	1 dekaliter	22.046 "
Kilogram, or Kilo	1,000	1 liter	2.2046 "
Hectogram	100	1 deciliter	3.5274 oz.
Dekagram	10	10 cu. centimeters	.3527 "
Gram	1	1 cu. centimeter	15.432 grains
Decigram	.1	.1 " "	1.5432 "
Centigram	.01	10 cu. millimeters	.1543 grain
Milligram	.001	1 " millimeter	.0154 "

COMMON MEASURE.	EQUIVALENTS.	COMMON MEASURE.	EQUIVALENTS.
An inch	2.54 centimeters	A cu. yard	.7646 cu. meter
A foot	.3048 meter	A cord	3.624 steres
A yard	.9144 "	A liquid qt.	.9465 liter
A rod	5.029 meters	A gallon	3.786 liters
A mile	1.6093 kilometers	A dry qt.	1.101 "
A sq. inch	6.452 sq. centimeters	A peck	8.811 "
A " foot	.0929 sq. meter	A bushel	35.24 "
A " yard	.8361 " "	An oz. avoirdupois	28.35 grams
A " rod	25.29 sq. meters	A pound "	.4536 kilogram
An acre	.4047 hectare	A ton	.9072 tonneau
A sq. mile	259 hectares.	A grain troy	.0648 gram
A cu. inch	16.39 cu. centimeters	An oz. "	31.104 grams
A " foot	.02832 cu. meter	A pound "	.3732 kilogram

C. LEGAL STANDARDS FOR MILK—DAIRY LAWS.

The following states and territories; viz., Alabama, Arizona, Arkansas, California, Colorado, Connecticut, Delaware, Florida, Idaho, Illinois, Kansas, Kentucky, Louisiana, Maryland, Mississippi, Missouri, Montana, Nebraska, Nevada, New Mexico, North Carolina, North Dakota, Oklahoma, South Dakota, Tennessee, Texas, Virginia, West Virginia and Wyoming, have established no legal standard.

The Dominion of Canada, Indiana and Utah have general laws prohibiting dilution or skimming.

In the other states the percentage standards are as follows :

	Specific gravity.	Total solids, %.	Fats, %.
District of Columbia		12	3
Georgia		12	3.5
Iowa			3
Maine		12	3
Massachusetts (Apr. to Aug., inclusive)		12	3
" (Sept. to Mar., inclusive)		13	3.7
Michigan	1.029-1.033	12.5	3
Minnesota		13	3.5
New Hampshire		13	
New Jersey		12	
New York		12	3
Ohio (May and June)		11.5	2.88
" (July to April, inclusive)		12	3
Oregon		12	3
Pennsylvania*	1.029-1.033	12.5	3
Rhode Island		12	2.5
South Carolina		11.5	3
Vermont (May and June)		12	
" (July to April, inclusive)		12.5	3.25
Washington			3
Wisconsin			3

The full texts of the national oleomargarine and filled cheese laws are as follows :

*Applies only to cities of the second class.

THE OLEOMARGARINE LAW.

AN ACT defining butter, also imposing a tax upon and regulating the manufacture, sale, importation and exportation of oleomargarine.

Be it enacted by the Senate and House of Representatives of the United States of America in Congress assembled, That for the purpose of this act the word "butter" shall be understood to mean the food product usually known as butter, and which is made exclusively from milk or cream, or both, with or without common salt, and with or without additional coloring matter.

SECTION 2. That for the purposes of this act certain manufactured substances, certain extracts, and certain mixtures and compounds, including such mixtures and compounds with butter, shall be known and designated as "oleomargarine;" namely: All substances heretofore known as oleomargarine, oleo, oleomargarine oil, butterine, lardine, suine and neutral; all mixtures and compounds of oleomargarine, oleo, oleomargarine-oil, butterine, lardine, suine, and neutral; all lard extracts and tallow extracts; and all mixtures and compounds of tallow, beef-fat, suet, lard, lard-oil, vegetable-oil, annatto and other coloring matter, intestinal fat, and offal fat made in imitation or semblance of butter, or when so made calculated or intended to be sold as butter, or for butter.

SEC. 3. That special taxes are imposed as follows:

Manufacturers of oleomargarine shall pay six hundred dollars. Every person who manufactures oleomargarine for sale shall be deemed a manufacturer of oleomargarine.

Wholesale dealers in oleomargarine shall pay four hundred and eighty dollars. Every person who sells or offers for sale oleomargarine in the original manufacturer's packages shall be deemed a wholesale dealer in oleomargarine. But any manufacturer of oleomargarine who has given the required bond and paid the required special tax, and who sells only oleomargarine of his own production, at the place of manufacture, in the original packages to which the tax-paid stamps are affixed, shall not be required to pay the special tax of a wholesale dealer in oleomargarine on account of such sales.

Retail dealers in oleomargarine shall pay forty-eight dollars. Every person who sells oleomargarine in less quantities than ten pounds at one time shall be regarded as a retail dealer in oleomargarine. And sections thirty-two hundred and thirty-two, thirty-two hundred and thirty-three, thirty-two hundred and thirty-four,

thirty-two hundred and thirty-five, thirty-two hundred and thirty-six, thirty-two hundred and thirty-seven, thirty-two hundred and thirty-eight, thirty-two hundred and thirty-nine, thirty-two hundred and forty, thirty-two hundred and forty-one, and thirty-two hundred and forty-three of the Revised Statutes of the United States are, so far as applicable, made to extend to and include and apply to the special taxes imposed by this section, and to the persons upon whom they are imposed.

SEC. 4. That every person who carries on the business of a manufacturer of oleomargarine without having paid the special tax therefore, as required by law, shall, besides being liable to the payment of the tax, be fined not less than one thousand and not more than five thousand dollars; and every person who carries on the business of a wholesale dealer in oleomargarine without having paid the special tax therefor, as required by law, shall, besides being liable to the payment of the tax, be fined not less than five hundred nor more than two thousand dollars; and every person who carries on the business of a retail dealer in oleomargarine without having paid the special tax therefor, as required by law, shall, besides being liable to the payment of the tax, be fined not less than fifty nor more than five hundred dollars for each and every offense.

SEC. 5. That every manufacturer of oleomargarine shall file with the collector of internal revenue of the district in which his manufactory is located such notices, inventories and bonds, shall keep such books and render such returns of material and products, shall put up such signs and affix such number to his factory, and conduct his business under such surveillance of officers and agents, as the Commissioner of Internal Revenue, with the approval of the Secretary of the Treasury, may, by regulation, require. But the bond required of such manufacturer shall be with sureties satisfactory to the collector of internal revenue, and in a penal sum of not less than five thousand dollars; and the sum of said bond may be increased from time to time and additional sureties required at the discretion of the collector, or under instructions of the Commissioner of Internal Revenue.

SEC. 6. That all oleomargarine shall be packed by the manufacturer thereof in firkins, tubs or other wooden packages, not before used for that purpose, each containing not less than ten pounds, and marked, stamped and branded as the Commissioner of Internal Revenue, with the approval of the Secretary of the Treas-

ury, shall prescribe; and all sales made by manufacturers of oleomargarine and wholesale dealers in oleomargarine shall be in original stamped packages. Retail dealers in oleomargarine must sell only from original stamped packages, in quantities not exceeding ten pounds, and shall pack the oleomargarine sold by them in suitable wooden or paper packages, which shall be marked and branded as the Commissioner of Internal Revenue, with the approval of the Secretary of the Treasury, shall prescribe. Every person who knowingly sells or offers for sale, or delivers or offers to deliver, any oleomargarine in any other form than in new wooden or paper packages as above described, or who packs in any package any oleomargarine in any manner contrary to law, or who falsely brands any package or affixes a stamp on any package denoting a less amount of tax than that required by law, shall be fined for each offense not more than one thousand dollars and be imprisoned not more than two years.

SEC. 7. That every manufacturer of oleomargarine shall securely affix, by pasting on each package containing oleomargarine manufactured by him, a label on which shall be printed, besides the number of the manufactory, and the district and state in which it is situated, these words "Notice.—The manufacturer of the oleomargarine herein contained has complied with all the requirements of law. Every person is cautioned not to use either this package again or the stamp thereon again, nor to remove the contents of this package without destroying said stamp, under the penalty provided by law in such cases." Every manufacturer of oleomargarine who neglects to affix such label to any package containing oleomargarine made by him, or sold or offered for sale by or for him, and every person who removes any such label so affixed from any such package, shall be fined fifty dollars for each package in respect to which such offense is committed,

SEC. 8. That upon oleomargarine which shall be manufactured and sold, or removed for consumption or use, there shall be assessed and collected a tax of two cents per pound, to be paid by the manufacturer thereof; and any fractional part of a pound in a package shall be taxed as a pound. The tax levied by this section shall be represented by coupon stamps; and the provisions of existing laws governing the engraving, issue, sale, accountability, effacement, and destruction of stamps relating to tobacco and snuff, as far as applicable, are hereby made to apply to stamps provided for by this section.

SEC. 9. That whenever any manufacturer of oleomargarine sells, or removes for sale or consumption, any oleomargarine upon which the tax is required to be paid by stamps, without the use of the proper stamps, it shall be the duty of the Commissioner of Internal Revenue, within a period of not more than two years after such sale or removal, upon satisfactory proof, to estimate the amount of tax which has been omitted to be paid, and to make an assessment therefor and certify the same to the collector. The tax so assessed shall be in addition to the penalties imposed by law for such sale or removal.

SEC. 10. That all oleomargarine imported from foreign countries shall, in addition to any import duty imposed on the same, pay an internal revenue tax of fifteen cents per pound, such tax to be represented by coupon stamps as in the case of oleomargarine manufactured in the United States. The stamps shall be affixed and canceled by the owner or importer of the oleomargarine while it is in the custody of the proper custom-house officers; and the oleomargarine shall not pass out of the custody of said officers until the stamps have been so affixed and canceled, but shall be put up in wooden packages, each containing not less than ten pounds, as prescribed in this act for oleomargarine manufactured in the United States, before the stamps are affixed; and the owner or importer of such oleomargarine shall be liable to all the penal provisions of this act prescribed for manufacturers of oleomargarine manufactured in the United States. Whenever it is necessary to take any oleomargarine so imported to any place other than the public stores of the United States for the purpose of affixing and canceling such stamps, the collector of customs of the port where such oleomargarine is entered shall designate a bonded warehouse to which it shall be taken, under the control of such customs officer as such collector may direct; and every officer of customs who permits any such oleomargarine to pass out of his custody or control without compliance by the owner or importer thereof with the provisions of this section relating thereto, shall be guilty of a misdemeanor, and shall be fined not less than one thousand dollars nor more than five thousand dollars, and imprisoned not less than six months nor more than three years. Every person who sells or offers for sale any imported oleomargarine, or oleomargarine purporting or claimed to have been imported, not put up in packages and stamped as provided by this act, shall be fined not less than five hundred dollars nor more than five thousand dollars,

and be imprisoned not less than six months nor more than two years.

SEC. 11. That every person who knowingly purchases or receives for sale any oleomargarine which has not been branded or stamped according to law shall be liable to a penalty of fifty dollars for each such offense.

SEC. 12. That every person who knowingly purchases or receives for sale any oleomargarine from any manufacturer who has not paid the special tax shall be liable for each offense to a penalty of one hundred dollars, and to a forfeiture of all articles so purchased or received, or of the full value thereof.

SEC. 13. That whenever any stamped package containing oleomargarine is emptied, it shall be the duty of the person in whose hands the same is, to destroy utterly the stamps thereon; and any person who willfully neglects or refuses so to do shall for each such offense be fined not exceeding fifty dollars, and imprisoned not less than ten days nor more than six months. And any person who fraudulently gives away or accepts from another, or who sells, buys, or uses for packing oleomargarine, any such stamped package, shall for each such offense be fined not exceeding one hundred dollars, and be imprisoned not more than one year. Any revenue officer may destroy any emptied oleomargarine package upon which the tax-paid stamp is found.

SEC. 14. That there shall be in the office of the Commissioner of Internal Revenue an analytical chemist and a microscopist, who shall each be appointed by the Secretary of the Treasury, and shall each receive a salary of two thousand five hundred dollars per annum; and the Commissioner of Internal Revenue may, whenever in his judgment the necessities of the service so require, employ chemists and microscopists, to be paid such compensation as he may deem proper, not exceeding in the aggregate any appropriation made for that purpose. And such Commissioner is authorized to decide what substances, extracts, mixtures or compounds which may be submitted for his inspection in contested cases are to be taxed under this act; and his decision in matters of taxation under this act shall be final. The Commissioner may also decide whether any substance made in imitation or semblance of butter, and intended for human consumption, contains ingredients deleterious to the public health; but in case of doubt or contest his decisions in this class of cases may be appealed from to a board hereby constituted for the purpose, and composed of the Surgeon-General of the Army,

the Surgeon-General of the Navy, and the Secretary of Agriculture; and the decisions of this board shall be final in the premises.

SEC. 15. That all packages of oleomargarine subject to tax under this act that shall be found without stamps or marks as herein provided, and all oleomargarine intended for human consumption which contains ingredients adjudged, as hereinbefore provided, to be deleterious to the public health, shall be forfeited to the United States. Any person who shall willfully remove or deface the stamps, marks, or brands on package containing oleomargarine taxed as provided herein shall be guilty of a misdemeanor, and shall be punished by a fine of not less than one hundred dollars nor more than two thousand dollars, and by imprisonment for not less than thirty days nor more than six months.

SEC. 16. That oleomargarine may be removed from the place of manufacture for export to a foreign country without payment of tax or affixing stamps thereto, under such regulations and the filing of such bonds and other security as the Commissioner of Internal Revenue, with the approval of the Secretary of the Treasury, may prescribe. Every person who shall export oleomargarine shall brand upon every tub, firkin, or other package containing such article the word "oleomargarine," in plain Roman letters not less than one-half inch square.

SEC. 17. That whenever any person engaged in carrying on the business of manufacturing oleomargarine defrauds, or attempts to defraud, the United States of the tax on the oleomargarine produced by him, or any part thereof, he shall forfeit the factory and manufacturing apparatus used by him, and all oleomargarine and all raw material for the production of oleomargarine found in the factory and on the factory premises, and shall be fined not less than five hundred dollars, nor more than five thousand dollars, and be imprisoned not less than six months nor more than three years.

SEC. 18. That if any manufacturer of oleomargarine, any dealer therein, or any importer or exporter thereof shall knowingly or willfully omit, neglect or refuse to do, or cause to be done, any of the things required by law in the carrying on or conducting of his business, or shall do anything by this act prohibited, if there be no specific penalty or punishment imposed by any other section of this act for the neglecting, omitting, or refusing to do, or for the doing or causing to be done, the thing required or prohibited, he shall pay a penalty of one thousand dollars; and if the person so

offending be the manufacturer of or a wholesale dealer in oleomargarine, all the oleomargarine owned by him, or in which he has any interest as owner, shall be forfeited to the United States.

SEC. 19. That all fines, penalties, and forfeitures imposed by this act may be recovered in any court of competent jurisdiction.

SEC. 20. That the Commissioner of Internal Revenue, with the approval of the Secretary of the Treasury, may make all needful regulations for the carrying into effect of this act.

SEC. 21. That this act shall go into effect on the ninetieth day after its passage; and all wooden packages containing ten or more pounds of oleomargarine found on the premises of any dealer on or after the ninetieth day succeeding the date of the passage of this act shall be deemed to be taxable under section eight of this act, and shall be taxed, and shall have affixed thereto the stamps, marks, and brands required by this act or by regulations made pursuant to this act; and for the purposes of securing the affixing of the stamps, marks, and brands required by this act, the oleomargarine shall be regarded as having been manufactured and sold, or removed from the manufactory for consumption or use, on or after the day this act takes effect; and such stock on hand at the time of the taking effect of this act may be stamped, marked, and branded under special regulations of the Commissioner of Internal Revenue, approved by the Secretary of the Treasury; and the Commissioner of Internal Revenue may authorize the holder of such packages to mark and brand the same and to affix thereto the proper tax-paid stamps.

Approved August 2, 1886.

THE FILLED CHEESE LAW.

AN ACT defining cheese, and also imposing a tax upon and regulating the manufacture, sale, importation and exportation of "filled cheese."

Be it enacted by the Senate and House of Representatives of the United States of America in Congress assembled, That for the purposes of this act, the word "cheese" shall be understood to mean the food product known as cheese, and which is made from milk or cream, and without the addition of butter, or any animal, vegetable, or other oils or fats foreign to such milk or cream, with or without additional coloring matter.

SECTION 2. That for the purposes of this act certain substances and compounds shall be known and designated as "filled cheese," namely: All substances made of milk or skimmed milk, with the admixture of butter, animal oils or fats, vegetable or any other oils, or compounds foreign to such milk, and made in imitation or semblance of cheese.

SEC. 3. That special taxes are imposed as follows:

Manufacturers of filled cheese shall pay four hundred dollars for each and every factory per annum. Every person, firm, or corporation who manufactures filled cheese for sale shall be deemed a manufacturer of filled cheese. Wholesale dealers in filled cheese shall pay two hundred and fifty dollars per annum. Every person, firm, or corporation who sells, or offers for sale filled cheese in the original manufacturer's packages for resale, or to retail dealers as hereinafter defined, shall be deemed a wholesale dealer in filled cheese. But any manufacturer of filled cheese who has given the required bond and paid the required special tax, and who sells only filled cheese of his own production, at the place of manufacture, in the original packages, to which the tax-paid stamps are affixed, shall not be required to pay the special tax of a wholesale dealer in filled cheese on account of such sales.

Retail dealers in filled cheese shall pay twelve dollars per annum. Every person who sells filled cheese at retail, not for resale, and for actual consumption, shall be regarded as a retail dealer in filled cheese, and sections thirty-two hundred and thirty-two, thirty-two hundred and thirty-three, thirty-two hundred and thirty-four, thirty-two hundred and thirty-five, thirty-two hundred and thirty-six, thirty-two hundred and thirty-seven, thirty-two hundred and thirty-eight, thirty-two hundred and thirty-nine, thirty-two hundred and forty, thirty-two hundred and forty-one, thirty-two hundred and forty-three of the Revised Statutes of the United States are, so far as applicable, made to extend to and include and apply to the special taxes imposed by this section and to the persons, firms, or corporations upon whom they are imposed: *Provided*, That all special taxes under this act shall become due on the first day of July in every year, or on commencing any manufacture, trade, or business on which said tax is imposed. In the latter case the tax shall be reckoned proportionately from the first day of the month in which the liability to the special tax commences to the first day of July following.

SEC. 4 That every person, firm or corporation who carries on the business of a manufacturer of filled cheese without having paid the

special tax therefor, as required by law, shall, besides being liable to the payment of the tax, be fined not less than four hundred dollars and not more than three thousand dollars; and every person, firm, or corporation who carries on the business of a wholesale dealer in filled cheese without having paid the special tax therefor, as required by law, shall, besides being liable to the payment of the tax, be fined not less than two hundred and fifty dollars, nor more than one thousand dollars; and every person, firm, or corporation, who carries on the business of a retail dealer in filled cheese without having paid the special tax therefor, as required by law, shall, besides being liable for the payment of the tax, be fined not less than forty nor more than five hundred dollars for each and every offense.

SEC. 5. That every manufacturer of filled cheese shall file with the collector of internal revenue of the district in which his manufactory is located, such notices, inventories, and bonds, shall keep such books and render such returns of materials and products, shall put up such signs and affix such number to his factory, and conduct his business under such surveillance of officers and agents as the Commissioner of Internal Revenue, with the approval of the Secretary of the Treasury, may by regulation require. But the bond required of such manufacturer shall be with sureties satisfactory to the collector of internal revenue, and in a penal sum of not less than five thousand dollars; and the amount of said bond may be increased from time to time, and additional sureties required, at the discretion of the collector or under instructions of the Commissioner of Internal Revenue. Any manufacturer of filled cheese who fails to comply with the provisions of this section, or with the regulations herein authorized, shall be deemed guilty of a misdemeanor, and upon conviction thereof shall be fined not less than five hundred nor more than one thousand dollars.

SEC. 6. That filled cheese shall be packed by the manufacturers in wooden packages only, not before used for that purpose, and marked, stamped, and branded with the words "filled cheese," in black-faced letters not less than two inches in length, in a circle in the center of the top and bottom of the cheese; and in black-faced letters of not less than two inches in length in line from the top to the bottom of the cheese, on the side in four places equidistant from each other; and the package containing such cheese shall be marked in the same manner, and in the same number of places, and in the same description of letters as above provided for the marking of the cheese; and all sales or consignments made by

manufacturers of filled cheese to wholesale dealers in filled cheese or to exporters of filled cheese shall be in original stamped packages. Retail dealers in filled cheese shall sell only from original stamped packages, and shall pack the filled cheese, when sold, in suitable wooden or paper packages which shall be marked and branded in accordance with the rules and regulations to be prescribed by the Commissioner of Internal Revenue, with the approval of the Secretary of the Treasury. Every person who knowingly sells or offers to sell, or delivers or offers to deliver, filled cheese in any other form than in new wooden or paper packages, marked and branded as hereinbefore provided and as above described, or who packs in any package or packages filled cheese in any manner contrary to law, or who falsely brands any package or affixes a stamp on any package denoting a less amount of tax than that required by law, shall upon conviction thereof be fined for each and every offense not less than fifty dollars and not more than five hundred dollars, or be imprisoned not less than thirty days nor more than one year.

SEC. 7. That all retail and wholesale dealers in filled cheese shall display in a conspicuous place in his or their salesroom a sign bearing the words, "Filled cheese sold here" in black-faced letters not less than six inches in length, upon a white ground, with the name and number of the revenue district in which his or their business is conducted; and any wholesale or retail dealer in filled cheese who fails or neglects to comply with the provisions of this section shall be deemed guilty of a misdemeanor, and shall on conviction thereof be fined for each and every offense not less than fifty dollars and not more than two hundred dollars.

SEC. 8. That every manufacturer of filled cheese shall securely affix, by pasting on each package containing filled cheese manufactured by him, a label on which shall be printed, besides the number of the manufactory and the district and state in which it is situated, these words: "Notice.—The manufacturer of the filled cheese herein contained has complied with all the requirements of the law. Every person is cautioned not to use either this package again or the stamp thereon again, nor to remove the contents of this package without destroying said stamp, under the penalty provided by law in such cases." Every manufacturer of filled cheese who neglects to affix such label to any package containing filled cheese made by him or sold or offered for sale by or for him, and every person who removes any such label so affixed from any

such package, shall be fined fifty dollars for each package in respect to which such offense is committed.

SEC. 9. That upon all filled cheese which shall be manufactured there shall be assessed and collected a tax of one cent per pound, to be paid by the manufacturer thereof; and any fractional part of a pound in a package shall be taxed as a pound. The tax levied by this section shall be represented by coupon stamps; and the provisions of existing laws governing the engraving, issue, sale, accountability, effacement, and destruction of stamps relating to tobacco and snuff, as far as applicable, are hereby made to apply to stamps provided for by this section.

SEC. 10. That whenever any manufacturer of filled cheese sells or removes for sale or consumption any filled cheese upon which the tax is required to be paid by stamps, without paying such tax, it shall be the duty of the Commissioner of Internal Revenue, within a period of not more than two years after such sale or removal, upon satisfactory proof, to estimate the amount of tax which has been omitted to be paid and to make an assessment therefor and certify the same to the collector. The tax so assessed shall be in addition to the penalties imposed by law for such sale or removal.

SEC. 11. That all filled cheese, as herein defined, imported from foreign countries shall, in addition to any import duty imposed on the same, pay an internal revenue tax of eight cents per pound, such tax to be represented by coupon stamps; and such imported filled cheese and the packages containing the same shall be stamped, marked, and branded, as in the case of filled cheese manufactured in the United States.

SEC. 12. That any person who knowingly purchases or receives for sale any filled cheese which has not been branded or stamped according to law, or which is contained in packages not branded or marked according to law, shall be liable to a penalty of fifty dollars for each such offense.

SEC. 13. That every person who knowingly purchases or receives for sale any filled cheese from any manufacturer or importer who has not paid the special tax herein provided for shall be liable, for each offense, to a penalty of one hundred dollars, and to a forfeiture of all articles so purchased or received, or of the full value thereof.

SEC. 14. That whenever any stamped package containing filled cheese is emptied it shall be the duty of the person in whose

hands the same is to destroy the stamps thereon; and any person who willfully neglects or refuses so to do shall, for each such offense, be fined not exceeding fifty dollars or imprisoned not less than ten days nor more than six months.

SEC. 15. That the Commissioner of Internal Revenue is authorized to have applied scientific tests, and to decide whether any substances used in the manufacture of filled cheese contain ingredients deleterious to health. But in case of doubt or contest, his decision in this class of cases may be appealed from to a board hereby constituted for the purpose, and composed of the Surgeon-General of the Army, the Surgeon-General of the Navy, and the Secretary of Agriculture, and the decision of this board shall be final in the premises.

SEC. 16. That all packages of filled cheese subject to tax under this act that shall be found without stamps or marks as herein provided, and all filled cheese intended for human consumption which contains ingredients adjudged as hereinbefore provided to be deleterious to the public health, shall be forfeited to the United States.

SEC. 17. That all fines, penalties and forfeitures imposed by this act may be recovered in any court of competent jurisdiction.

SEC. 18. That the Commissioner of Internal Revenue, with the approval of the Secretary of the Treasury, shall make all needful regulations for the carrying into effect the provisions of this act.

SEC. 19. That this act shall go into effect on the ninetieth day after its passage, and all wooden packages containing ten or more pounds of filled cheese found on the premises of any dealer on and after the ninetieth day succeeding the date of the passage of this act, shall be deemed to be taxable under section nine of this act, and shall be taxed, and shall have affixed thereto the stamps, marks, and brands required by this act or by regulations made pursuant to this act; and for the purpose of securing the affixing of the stamps, marks, and brands required by this act, the filled cheese shall be regarded as having been manufactured and sold or removed from the manufactory for consumption or use on or after the day this act takes effect; and such stock on hand at the time of the taking effect of this act may be stamped, marked, and branded under special regulations of the Commissioner of Internal Revenue, approved by the Secretary of the Treasury; and the Commissioner

of Internal Revenue may authorize the holder of such packages to mark and brand the same and to affix thereto the proper tax-paid stamps.

Approved June 6, 1896.

THE NEW YORK LAW.

The law of the state of New York is typical of the state laws governing the manufacture, sale, and adulteration of dairy products. It forms Article II. of Chapter XXXIII. of the General Laws; the latter being Chapter 338 of the Laws of 1893, passed April 10th, 1893, and is as follows:

ARTICLE II.

Dairy Products.

SEC. 20. *Definitions.*—The terms butter and cheese, when used in this article, mean the products of the dairy, usually known by those terms, which are manufactured exclusively from pure, unadulterated milk or cream or both, with or without salt or rennet, and with or without coloring matter or sage. The terms oleomargarine, butterine, imitation butter or imitation cheese, shall be construed to mean any article or substance in the semblance of butter or cheese not the usual product of the dairy, and not made exclusively of pure and unadulterated milk or cream, or any such article or substance into which any oil, lard or fat not produced from milk or cream enters as a component part, or into which melted butter or butter in any condition or state, or any oil thereof, has been introduced to take the place of cream. The term adulterated milk, when so used, means:

1. Milk containing more than 88 per centum of water or fluids.
2. Milk containing less than 12 per centum of milk solids.
3. Milk containing less than 3 per centum of fats.
4. Milk drawn from cows within fifteen days before and five days after parturition.
5. Milk drawn from animals fed on distillery waste, or any substance in a state of fermentation or putrefaction, or on any unhealthy food.
6. Milk drawn from cows kept in a crowded or unhealthy condition.

7. Milk from which any part of the cream has been removed.

8. Milk which has been diluted with water or any other fluid, or to which has been added or into which has been introduced any foreign substance whatever.

All adulterated milk shall be deemed unclean, unhealthy, impure and unwholesome. The terms pure milk or unadulterated milk, when used singly or together, mean sweet milk not adulterated, and the terms pure cream or unadulterated cream, when used singly or together, mean cream taken from pure and unadulterated milk.

SEC. 21. *Care and feed of cows.*—No person shall keep cows, for the production of milk for market or for sale or exchange, or for manufacturing the milk or cream from the same into any article of food, in a crowded or unhealthy condition, or feed any such cows on distillery waste or on any substance in a state of putrefaction or fermentation, or upon any food that is unhealthy, or that produces impure, unhealthy, diseased or unwholesome milk. But this section shall not be construed to prohibit the feeding of ensilage.

SEC. 22. *Prohibition of the sale of adulterated milk.*—No person shall sell or exchange, or offer or expose for sale or exchange, any unclean, impure, unhealthy, adulterated or unwholesome milk or any cream from the same, or sell or exchange, or offer or expose for sale or exchange, any article of food made from such milk, or of or from cream from the same, or manufacture from any such milk or cream from the same, any article of food.

SEC. 23. *Regulations in regard to butter and cheese factories.*—No person shall sell, supply or bring to be manufactured to any butter or cheese factory any milk diluted with water, or any unclean, impure, unhealthy, adulterated or unwholesome milk, or milk from which any of the cream has been taken, except pure skim milk to skim-cheese factories. No person shall sell, supply or bring to be manufactured to any butter or cheese factory any milk from which there has been kept back any part of the milk commonly known as strippings, or any milk that is sour, except pure skim milk to skim-cheese factories. The owner or proprietor, or the persons having charge of any butter or cheese factory, not buying all the milk used by him, shall not use for his own benefit, or allow any of his employes or any other person to use for his own benefit, any milk, cream, butter or cheese or any other product thereof, brought to such factory, without the consent of the owners of such milk or the products thereof. Every butter or cheese

manufacturer not buying all the milk he uses, shall keep a correct account of all the milk daily received, of the number of packages of butter and cheese made each day, and the number of packages and aggregate weight of cheese and butter disposed of each day; which account shall be open to inspection to any person who delivers milk to such factory.

SEC. 24. *Cans to be branded with the name of county.*—No person shall sell or offer or expose for sale or exchange any milk, except in the county where produced, unless each can, vessel or package containing such milk shall be distinctly and durably branded with letters not less than one inch in length and of a suitable width to correspond with such length, and with suitable spaces between the letters, on the outside, above the center, on every can, vessel or package containing such milk, the name of the county from which the same is produced; and the same letters shall be branded or painted in a conspicuous place on the carriage or vehicle in which the milk is drawn to be sold; and such milk shall not be sold by the producer outside of the county in which it is produced, except in or out of a can, vessel, package or carriage or vehicle so marked. The foregoing prohibitions and provisions of this section shall not apply when milk is sold or delivered in glass bottles. No milk shall be sold or delivered in glass bottles, except in the county where produced, unless such bottles shall have legibly blown, stamped, engraved, etched, impressed or moulded in the glass, or otherwise produced upon such bottles, the name of the vendor, or the same is on a label or cover affixed thereto, or there is some mark or device on or affixed to such bottles by which the vendor may be ascertained.

SEC. 25. *Regulations in regard to condensed milk.*—No condensed milk shall be made or offered or exposed for sale or exchange unless manufactured from pure, clean, healthy, fresh, unadulterated and wholesome milk from which the cream has not been removed either wholly or in part, or unless the proportion of milk solids shall be in quantity the equivalent of 12 per centum of milk solids in crude milk, and of which solids 25 per centum shall be fats. No person shall manufacture, sell or offer for sale or exchange in hermetically sealed cans, any condensed milk unless put up in packages upon which shall be distinctly labeled or stamped the name of the person or corporation by whom made, and the brand by which or under which it is made. When condensed milk shall be sold from cans or packages not hermetically sealed, the

vendor shall brand or label such cans or packages with the name of the manufacturer of the milk contained therein.

SEC. 26. *Manufacture and sale of imitation butter prohibited.*—No person, by himself, his agents or employes, shall produce or manufacture out of or from any animal fats or animal or vegetable oils not produced from unadulterated milk, or cream from the same, any article or product in imitation or semblance of natural butter produced from pure, unadulterated milk or cream of the same; nor shall any person solicit or take orders for the same, or offer the same for sale, or mix, compound with or add to milk, cream or butter any acids or other deleterious substance, or any animal fats or animal or vegetable oils not produced from milk or cream, so as to produce any article or substance, or any human food in imitation or in semblance of natural butter, nor sell, keep for sale or offer for sale any article, substance or compound made, manufactured or produced in violation of the provisions of this section, whether such article, substance or compound shall be made or produced in this state or elsewhere.

SEC. 27. *Manufacture of* mixing of animal fats with milk, cream or butter prohibited.*—No person shall manufacture, mix, or compound with or add to natural milk, cream or butter any animal fats or animal or vegetable oils, nor make or manufacture any oleaginous substance not produced from milk or cream, with intent to sell the same as butter or cheese made from unadulterated milk or cream or have the same in his possession with such intent; nor shall any person solicit or take orders for the same or offer the same for sale, nor shall any such article or substance or compound, so made or produced, be sold as and for butter or cheese, the product of the dairy. No person shall coat, powder or color with annatto or any coloring matter whatever, butterine or oleomargarine or any compound of the same, or any product or manufacture made in whole or in part from animal fats or animal or vegetable oils not produced from unadulterated milk or cream by means of which such product, manufacture or compound shall resemble butter or cheese, the product of the dairy; nor shall he have the same in his possession with intent to sell the same, nor shall he sell or offer to sell the same.

SEC. 28. *Prohibited articles not to be furnished.*—Nor keeper or proprietor of any bakery, hotel, boarding-house, restaurant, saloon,

*So in the original.

lunch-counter or place of public entertainment, or any person having charge thereof or employed thereat, or any person furnishing board for any others than members of his own family, or for any employes where such board is furnished for a compensation or as part of the compensation of any such employe, shall keep, use or serve therein, either as food for his guests, boarders, patrons, customers or employes, or for cooking purposes, any article or substance made in violation of the provisions of this article.

SEC. 29. *Use of coloring matter prohibited.*—No person manufacturing with intent to sell any substance or article in imitation or semblance of butter or cheese not made exclusively from unadulterated milk or cream, or both, with salt or rennet, or both, and with or without coloring matter or sage, but into which any animal, intestinal or offal fats, or any oils or fats or oleaginous substance of any kind not produced from from* pure, unadulterated milk or cream, or into which melted butter, or butter in any condition or state or any modification of the same, or lard or tallow shall be introduced, shall add thereto or combine therewith any annatto or compounds of the same, or any other substance or substances whatever, for the purpose or with the effect of imparting thereto a color resembling yellow, or any shade of yellow butter or cheese, nor introduce any such coloring matter or other substance into any of the articles of which the same is composed.

SEC. 30. *Manufacture and sale of imitation cheese prohibited.*—No person shall manufacture, deal in, sell, offer or expose for sale or exchange any article or substance, in the semblance of or in imitation of cheese made exclusively of unadulterated milk or cream, or both, into which any animal, intestinal or offal fats or oils, or melted butter or butter in any condition or state or modification of the same, or oleaginous substances of any kind not produced from unadulterated milk or cream, shall be introduced.

SEC. 31. *When prohibitions do not apply to skim milk or skim cheese.*—Except in the counties of New York and Kings, the prohibitions contained in this article against the sale of adulterated milk shall not apply to skim milk which is clean, pure, healthy, wholesome and unadulterated, except by skimming, sold for use in the county in which it is produced or an adjoining county, if it is sold for and as skimmed milk. The prohibitions in this article against the sale of cheese made from unadulterated milk or cream

*So in the original.

shall not apply to pure skim cheese made from milk which is clean, pure, healthy, wholesome and unadulterated, except by skimming.

SEC. 32. *Packages to be branded with name of maker.*—No manufacturer of receptacles for the package of butter shall sell or dispose of any such receptacle without branding his name and the true weight of the receptacle upon the same with legible letters or figures not less than one-quarter of an inch in length. No person shall sell, or offer for sale, any package containing butter or lard packed by him unless the true weight thereof, with the initial letters of the name of the person packing such butter or lard, be marked or stamped in a legible manner on the side or head of such package.

SEC. 33. *Manufacturer's brand of cheese.*—Every manufacturer of full milk cheese may put a brand upon each cheese indicating "full milk cheese," and the date of the month and year when made, and no person shall use such a brand upon any cheese made from milk from which any of the cream has been taken. The Commissioner of Agriculture shall procure and issue to the cheese manufacturers of the state, on proper application therefor, and under such regulations as to the custody and use thereof as he may prescribe, a uniform stencil brand, bearing a suitable device or motto, and the words, "New York state full cream cheese." Every such brand shall be used upon the outside of the cheese and upon the package containing the same, and shall bear a different number for each separate factory. The Commissioner shall keep a book, in which shall be registered the name, location and number of each manufactory using the brand, and the name or names of the persons at each manufactory authorized to use the same. No such brand shall be used upon any other than full-cream cheese or packages containing the same.

SEC. 34. *Use of false brand prohibited.*—No person shall offer, sell, or expose for sale, in any package, butter or cheese which is falsely branded or labeled.

SEC. 35. *County trade-marks.*—At a regular or special meeting of a county dairyman's association in any county of the state there may be adopted a county trade-mark, by a majority of the members present and voting, to be used as a trade-mark by am*

*So in the original.

person manufacturing pure unadulterated butter or full-cream cheese in such county. The secretary of the association shall forthwith send to the Commissioner of Agriculture a copy of such trade-mark, which copy he shall place on file in his office, noting thereupon the day and hour he received the same. But one county trade-mark for butter and for cheese shall be placed on file for the same county. No association shall adopt any trade-mark of any county already on file, or use that of any other county in the formation of a trade-mark.

SEC. 36. *Object and intent of this article.*—This article and each section thereof are declared to be enacted to prevent deception in the sale of dairy products, and to preserve the public health, which is endangered by the manufacture, sale and use of the articles or substances herein regulated or prohibited.

SEC. 37. *Penalties.*—Every person violating any of the provisions of this article shall forfeit to the people of the state of New York the sum of one hundred dollars for every such violation. When such violation consists of the manufacture or production of any prohibited article, each day during which or any part of which such manufacture or production is carried on or continued shall be deemed a separate violation of the provisions of this article. When the violation consists of the sale, or the offering or exposing for sale or exchange of any prohibited article or substance, the sale of each one of several packages shall constitute a separate violation, and each day on which any such article or substance is offered or exposed for sale or exchange shall constitute a separate violation of this article. When the use of any such article or substance is prohibited, each day during which or any part of which said article or substance is so used or furnished for use shall constitute a separate violation, and the furnishing of the same for use to each person to whom the same may be furnished shall constitute a separate violation.

*D. REFERENCES TO AGRICULTURAL EXPERIMENT
STATION REPORTS AND BULLETINS.*

The following references will aid the student who desires to make a more thorough study of the subjects discussed. They are taken wholly from the literature of American agricultural investigations, and include only some of the more important articles. The Experiment Station Record and the Handbook of Experiment Station Work, both issued by the U. S. Department of Agriculture, contain many condensed results of dairy investigation.

CHAPTER I.

- Studies in Milk Secretion. Indiana Bull. No. 24, pp. 13-16.
 How is Milk Formed? Nevada Bull. No. 16, pp. 4-5.
 Elaboration of Milk. Ontario Rept. for 1893, pp. 165-166.
 Dividing Milkings. Indiana Bull. No. 24, pp. 10-13.
 Milking Two and Three Times per Day. Vermont Rept. for 1890, pp. 90-96.

CHAPTER II.

- The Composition of Milk. Ontario Bull. No. XXXIX.
 The Mineral Ingredients of Milk. Maine Rept. for 1890, part II., pp. 52-57.
 The Constitution of Milk, and Some of the Conditions which Affect the Separation of Cream. Wisconsin Bull. No. 18.
 Conditions Affecting the Consistency of Milk. Wisconsin Rept. for 1896, pp. 73-80.
 Chemistry of Dairy Products. Ontario Rept. for 1890, pp. 237-241.
 Milk Analysis. Connecticut Rept. for 1886, pp. 119-130.
 Investigations Relating to the Composition of Milk. Wisconsin Rept. for 1890, pp. 114-119.
 Fibrin in Milk. Wisconsin Rept. for 1893, pp. 143-145.
 Relation of Fat and Casein in Milk. Vermont Rept. for 1890, pp. 97-100.
 The Composition, Creaming and Churning of Colostrum. Vermont Rept. for 1891, pp. 104-108.
 The Fat Globules of Milk. New York for Rept. 1885, pp. 266-275; Wisconsin Rept. for 1894, pp. 223-239; Ontario Rept. for 1885, pp. 127-130.

The Effects of Feed Upon the Quality of Milk. Iowa Bull. No. 14, pp. 123-142; New Hampshire Rept. for 1893, pp. 138-155, and Bull. No. 9; Bull. No. 16; Bull. No. 18; Bull. No. 20.

Tests of Several Breeds of Dairy Cows. A Study of Dairy Products. Maine Rept. for 1889, pp. 106-134. The test is continued in Rept. for 1890, Part II., pp. 17-42.

Corn Silage for Milch Cows. New York (State) Bull. No. 97, New Series.

Investigations of the Several Breeds of Dairy Cattle. New York (State) Reports for 1891, 1892, 1893, 1894.

On the Effects of Feeding Fat to Cows. New York (Cornell) Bull. No. 92.

Variations in Milk. Illinois Bull. No. 17, pp. 9-16, and Bull. No. 24.

The Influence of Advancing Lactation upon the Production of Butter and Cheese. New York (State) Rept. for 1891, pp. 369-389.

Effects of Drouth upon Milk Production. New York (State) Bull. No. 105. New Series.

Variations in Milk. Vermont Rept. for 1891, pp. 61-74.

Variations in Quantity and Quality of Milk. Vermont Rept. for 1892, pp. 90-119, and Bull. No. 38.

The Composition of Milk as Affected by Methods of Milking. Wisconsin Rept. for 1889, pp. 44, 51, 61.

CHAPTER III.

Milk Tests. (Short, Lactoscope.) Illinois Bull. No. 9, pp. 293-302.

Investigation of Milk Tests. (Short, Parsons, Failyer and Willard, Cochran, Patrick,) Illinois Bull. No. 10.

Milk Tests: Methods of Testing Milk. (Patrick, Babcock, Beimling, Gravimetric.) Illinois Bull. No. 14, pp. 462-467.

Methods of Testing Milk. (Short, Patrick, Cochran, Babcock, Beimling.) West Virginia Bull. No. 13, pp. 41-63.

Testing Milk. (Short, Patrick, Cochran, Babcock, Soxhlet, Beimling.) West Virginia Report for 1890, pp. 68-88.

A New Volumetric Method for the Estimation of Fat in Milk, Skimmed Milk, Buttermilk and Cream. (Parsons.) New Hampshire Report for 1888, pp. 69-83.

Babcock and Beimling Tests. Ontario Report for 1891, pp. 183-184.

Simple Methods of Determining Milk Fat. (Short, Cochran, Gravimetric.) Pennsylvania Bull. No. 12.

Comparative Test of Machines and Methods for the Determination of Fat in Milk. (Short, Beimling, Patrick, Babcock, Gravimetric.) Mississippi Bull. No. 15, pp. 5-16.

A Description of Cochran's Method for the Determination of Fat in Milk, for the Use of Dairymen. New York (Cornell) Bull. No. XVII.

Iowa Station Milk Test. (Patrick). Iowa Bull. No. 8, pp. 295-316; No. 9, p. 355; No. 11, pp. 484-487.

A New Method for Determining the Amount of Butter Fat in Milk. Mississippi Bull. No. 21, pp. 17-19.

A New Milk Test. (Beimling). Vermont Bull. No. 21.

The Lactanalyt, A New Milk Tester. Vermont Report for 1894, pp. 161-162.

A New Method of Milk Analysis (Short) for the Use of Dairymen, and a Comparison of Its Results with those Obtained by the Churn. Kansas Report for 1888, pp. 149-164.

A Method for the Determination of Fat in Milk and Cream. (Parsons.) New York (State) Bull. No. 19. New Series.

Feser's Lactoscope and Fjord's Centrifugal Controller, described in Ontario Report for 1885, pp. 207-208.

Testing Milk at Creameries. (Short.) Vermont Bull. No. 16.

The Schoch and Bolender Test Churn. Wisconsin Report for 1884, pp. 23-25.

Description of the Test Churn. Ontario Report for 1885, p. 201.

The Oil Test for Cream. Wisconsin Bull. No. 12.

A New Method for Determining Fat in Milk. (Short.) Wisconsin Bull. No. 16 and Report for 1888, pp. 124-136.

The Babcock Milk Test was first described in Wisconsin Bull. No. 24 and Report for 1890, pp. 98-113. Improvements and modifications are discussed in Bull. No. 31, pp. 3-16; Bull. No. 36, pp. 3-20; Bull. No. 52, Report for 1892, pp. 219-244; Report for 1893, pp. 116-121. Compared with the Gravimetric Method in Report for 1896, pp. 138-143.

Elsewhere, the method has been described in Pennsylvania Bull. No. 33; Washington Bull. No. 18; New York (Cornell) Bull. No. 29, pp. 77-80; Colorado Bull. No. 20, pp. 3-10; North Carolina Bull. No. 113, pp. 101-111; West Virginia Bull. No. 13, pp. 52-57; Ontario Bull. No. LXI.; Bull. No. XCIII., pp. 5-6; Connecticut Bull. No. 106, pp. 2-9; Bull. No. 108, pp. 5-11; Bull. No. 117, Report for 1894, pp. 209-244; Maine Bull. No. 3, Second Series; Bull. No. 4, Report for 1891, Part II., pp. 71-80; Michigan Bull. No. 127; Illinois Bull. No. 27; North Dakota Bull. No. 22; Pennsylvania Report for 1895, Part II.,

pp. 90-100; Nevada Bull. No. 16, pp. 41-51; Mississippi Bull. No. 15, pp. 7-14.

Milk Sampling. Delaware Bull. No. XXXI.

Composite Milk Samples Tested for Butter Fat. Illinois Bull. No. 16, pp. 504-515. Continued in Bull. No. 18, pp. 27-28.

The Composite Sample. Preservatives for Keeping Milk—Samples for Testing. Iowa Bull. No. 11, pp. 482-484.

Composite Samples at the Creamery—Chromate Preservatives. Iowa Bull. No. 22, pp. 836-844.

Detection of Adulterations in Milk. Wisconsin Bull. No. 31, pp. 17-27; Bull. No. 36, pp. 21-31, and Report for 1892, pp. 245-257. Ontario Bull. No. XCIII., pp. 3-5; Vermont Newspaper Bull. No. 4.

Lactometer and Milk Test for Examining Milk. Minnesota Bull. No. 27, pp. 55-56.

The Relation between Specific Gravity and Solids of Milk. Wisconsin Report for 1895, pp. 120-126.

The Estimation of the Total Solids in Milk from the Per Cent of Fat, and the Specific Gravity of the Milk. Wisconsin Report for 1891, pp. 292-307, and Report for 1893, p. 142.

The Lactometer and Fat Test for Cheese and Condensed Milk Factories. Maine Bull. No. 4, New Series, pp. 6-10.

CHAPTER IV.

Dairy Bacteriology. U. S. Dept. Agr. Office of Expt. Stations. Bull. No. 25.

The Fermentations of Milk. U. S. Dept. Agr. Expt. Stations. Bull. No. 9.

Souring of Milk. U. S. Dept. Agr. Farmers' Bull. No. 29.

Milk Fermentations and Their Relations to Dairying. U. S. Dept. Agr. Farmers' Bull. No. 9.

The Isolation of Rennet from Bacteria Cultures. Connecticut (Storrs) Report for 1892, pp. 106-126.

The Sources of Bacterial Infection, and the Relation of the Same to the Keeping Quality of Milk. Wisconsin Report for 1894, pp. 150-165.

Cleanliness in Handling Milk; Bacteriological Considerations. North Dakota Bull. No. 21.

A Micrococcus of Bitter Milk. Connecticut (Storrs) Report for 1891, pp. 158-162.

Pasteurization of Milk and Cream for Direct Consumption. Wisconsin Bull. No. 44.

Notes on Pasteurization of Milk and Cream. Wisconsin Report for 1895, pp. 158-173.

On the Restoration of the Consistency of Pasteurized Milk and Cream. Wisconsin Report for 1896, pp. 81-94, and Bull. No. 54.

A Preliminary Bulletin on Pasteurization of Milk. Michigan Bull. No. 134.

Preservation of Cream for Market. Maine Bull. No. 23, New Series.

CHAPTER V.

Aëration and Aërotors. New York (Cornell) Bull. No. 39, pp. 90-94.

Aëration of Milk. Vermont Report for 1892, pp. 123-128.

Concerning the Aëration of Milk. Indiana Bull. No. 44, pp. 37-39.

Town and City Milk Supply. U. S. Dept. Agr. Farmers' Bull. No. 42, pp. 23-28.

Variations in Fat of Milk Served to Customers in Dipping from Cans. New York (Cornell) Bull. No. XX., pp. 68-71.

Variations in the Fat of Milk. Ontario Bull. No. LXVI.

CHAPTER VI.

Cream Raising by Dilution. New York (Cornell) Bull. No. 20, pp. 61-67; Bull. No. 29, pp. 65-71; Bull. No. 39, pp. 77-85; Illinois Bull. No. 12, pp. 376-377; Bull. No. 18, pp. 30-32; Vermont Rept. for 1890, pp. 100-107.

Other Methods of Setting Milk. Minnesota Bull. No. 19, pp. 11-19; Iowa Bull. No. 25, pp. 39-40; Indiana Bull. No. 44, pp. 23-37; Wisconsin Rept. for 1884, pp. 17-22; Rept. for 1893, pp. 147-150; Bull. No. 7, pp. 9-13; Bull. No. 29; Canada, Central Experimental Farm Rept. for 1891, pp. 89-104; Rept. for 1892, pp. 71-74; Ontario Rept. for 1894, pp. 142-144; Vermont Rept. for 1891, pp. 100-101; Maine Bull. No. 5, Second Series; Utah Bull. No. 42.

The Viscosity of Milk. New York (State) Rept. for 1886, pp. 323-330.

The Constitution of Milk, and Some of the Conditions Which Affect the Separation of Cream. Wisconsin Bull. No. 18.

The Centrifugal Separation of Casein and Insoluble Phosphates from Milk. Wisconsin Rept. for 1895, pp. 93-99.

Tests of Cream Separators. Delaware Bull. No. 17, and Rept. for 1892, pp. 110-122; Iowa Bull. No. 25, pp. 32-38; New Hampshire Rept. for 1893, pp. 36-45 and Bull. No. 7; New York (Cornell) Bull. No. 66 and 105; North Carolina Bull. No. 114; Pennsylvania Rept. for 1892

part II., pp. 51-79, and Bull. No. 20; Bull. No. 27, Rept. for 1894, pp. 13-35; South Dakota Bull. No. 39; Vermont Bull. No. 27, and Rept. for 1892, pp. 136-143; Rept. for 1893, pp. 92-100; Rept. for 1894, pp. 151-160; Wisconsin Rept. for 1895, pp. 151-157, and Bull. No. 46

CHAPTERS VII., VIII., IX.

Experiments with Boyd's Vat and Starter. Ontario Rept. for 1891, pp. 178-179.

Bacteria in the Dairy. Connecticut (Storrs) Rept. for 1895, pp. 14-41.

The Use of Bacterial Culture Starters in Butter Making, With Especial Reference to the Conn Culture (B. 41). Wisconsin Rept. for 1895, pp. 174-231; published, in part, in Bull. No. 48.

An Acid Test of Cream. Illinois Bull. No. 32, and Bull. No. 33, pp. 399-400.

The Alkaline Tablet Test of Acidity in Milk or Cream. Wisconsin Bull. No. 52, pp. 8-16.

Sweet Versus Sour Cream Butter. Iowa Bull. No. 8, pp. 317-320; Bull. No. 11, pp. 481-482; Bull. No. 18, pp. 478-487; Bull. No. 21, pp. 788-791; Illinois Bull. No. 9, pp. 301-302; Texas Bull. No. 11, pp. 15-16; Ontario Rept. for 1891, pp. 179-181; West Virginia Rept. for 1890, pp. 48-66.

Creamery Studies of Methods and Machinery. A comparison of the Sour Cream, Sweet Cream and Butter Extractor Processes. Delaware Rept. for 1890, pp. 17-23, and pp. 129-149; also Bull. No. IX.

Our Experience with Extractor Butter. Ontario Rept. for 1893, pp. 170-171.

A Study in Churning. Iowa Bull. No. 22, pp. 819-832.

Churning Experiments. Vermont Rept. for 1893, pp. 100-106.

Butter Tests. New York (State) Rept. for. 1884, pp. 334-347, and Rept. for 1885, pp. 275-292.

The Effect of Succulent Food Upon the Churnability of the Fat in Milk. Vermont Rept. for 1890, pp. 70-74.

Butter Making. Ontario Rept. for 1889, pp. 161-163; Bull. No. XLVIII.

Canada Central Experimental Farm Dairy. Bull. No. 3.

Washing and Salting Butter. Minnesota Bull. No. 7, pp. 34-42.

CHAPTERS X., XI.

For references to aëration, see Chapter V.

Points of Attention for the Patrons of Cheese Factories and Creameries. Ontario Bull. No. II.

Milk for Cheese Making. Ontario Bull. No. XLI.; Bull. No. XXVIII.; Bull. XCIV.; Canada Central Experimental Farm Dairy. Bull. No. 1.

Pure Lactic Culture of Bacteria in Cheese Making. Wisconsin Rept. for 1896, pp. 112-126.

Rennet Extracts of Commerce. Iowa Bull. No. 22, pp. 845-851.

Losses in Cheese Making. Vermont Rept. for 1891, pp. 95-100.

The Effect of Salt Upon Cheese. Wisconsin Rept. for 1894, pp. 220-222.

The Effect of Aëration on the Flavor of Tainted Curds in Cheese Making. The Influence of Acid on the Texture of Cheese. The Hot Iron Test. Experiments in Ripening the Milk before Setting. Wisconsin Rept. for 1895, pp. 127-138.

Experiments in the Manufacture of Cheese. New York (State) Repts. for 1891, p. 216; 1892, p. 295; 1893, p. 239; 1894, p. 263.

Hints to Cheese Makers. Iowa Bull. No. 19, pp. 627-631.

Investigations in Cheese Making. Iowa Bull. No. 21, pp. 735-767.

Experiments in Cheese Making. Minnesota Bull. No. 19, pp. 20-25.

Experiments in the Manufacture of Cheese. Wisconsin Rept. for 1894, pp. 131-149.

The Relation Between Milk Solids and the Yield of Cheese. Wisconsin Rept. for 1895, pp. 100-119.

Notes for Cheese Makers for May. Ontario Bull. No. XL.; for July, Bull. No. XLIII.; for August, Bull. No. XLIV.; for October, Bull. No. XLVII. Rept. for 1889, pp. 163-179.

Notes for Cheese Makers for May. Canada Central Experimental Farm, Dairy Bull. No. 2; Special Dairy Bulletins for July, August, October and June.

Articles on Spring, Summer and Fall Cheese in Ontario Rept. for 1893, pp. 167-170.

Gas Producing Bacteria, and the Relation of the Same to Cheese. Wisconsin Rept. for 1895.

The Rise and Fall of Bacteria in Cheddar Cheese. Wisconsin Rept. for 1896, pp. 95-111.

An Aromatic Bacillus of Cheese. Iowa Bull. No. 21, pp. 792-796.

Changes During Cheese Ripening. Iowa Bull. No. 24, pp. 969-984.

Moisture Supply in Cheese Curing Rooms. Wisconsin Rept. for 1896, pp. 156-163.

Experiments Upon the Curing of Cheese. Cornell University Agr. Exp. Sta. Rept. for 1880, pp. 9-27.

CHAPTER XII.

The Manufacture of Sweet Curd Cheese (Edam and Gouda). Minnesota Rept. for 1894, pp. 104-128, and Bull. No. 35.

Experiment Relating to the Manufacture of Edam and Gouda Cheese. New York (State) Rept. for 1893, pp. 244-269, and Bull. No. 56.

Albumin Cheese. Wisconsin Rept. for 1895, pp. 134-136.

CHAPTER XIII.

The Manufacture of Milk Sugar (Report of Chemist). Delaware Report for 1891, pp. 104-108.

The Hog as an Adjunct to the Dairy. Ontario Report for 1889, pp. 184-189.

Whey Butter. New York (Cornell) Bull. No. 85.

Sweet Skim Milk; Its Value as Food for Pigs and Calves. Wisconsin Bull. No. 1.

The Feeding Value of Whey. Wisconsin Bull. No. 27, Report for 1891, pp. 38-48.

Feeding Waste Products of the Dairy. Wisconsin Report for 1886, pp. 21-25.

The Value of Creamery Separator Skim Milk for Swine Feeding. Wisconsin Report for 1895, pp. 7-23.

CHAPTER XIV.

Building Creameries and Organization of Coöperative Creamery Companies. South Dakota Bull. No. 46.

Creameries for Texas; Plans and Specifications in Full for Creamery Outfit. Texas Bull. No. 5.

Coöperative Creameries. Minnesota Report for 1894, pp. 93-103, and Bull. No. 35.

The Establishment of Cheese Factories and Creameries. Special Bull. of the Central Canada Experimental Farm, Ottawa.

By-Laws, Rules and Regulations for Cheese Factories. Canada Central Experimental Farm Dairy Bull. No. 9.

By-Laws, Rules and Regulations for Creameries on the Cream-Gathering Plan. Central Experimental Farm, Dairy Bull. No. 10.

CHAPTER XV.

Statistics of the Dairy. U. S. Dept. Agr., Bureau of Animal Industry. Bull. No. 11.

Returns from the Ninth, Tenth and Eleventh Censuses, Relating to the Production of Milk, Butter and Cheese on the Farm. U. S. Dept. Agr., Report of the Statistician, No. 113, pp. 115-118.

GENERAL.

Facts About Milk. U. S. Dept. Agr., Farmers' Bull. No. 42.

The Dairy Industry in Denmark. U. S. Dept. Agr., Bureau of Animal Industry, Bull. No. 5.

The Creamery Industry. Nevada Bull. No. 16.

Dairying. South Carolina Bull. No. 19.

Dairying in California. U. S. Dept. Agr., Bureau of Animal Industry, Bull. No. 14.

Dairy Farming in Washington. Washington Bull. No. 2, pp. 23-27.

The Dairy Industry in Nebraska, South Dakota and North Dakota. U. S. Dept. Agr., Bureau of Animal Industry, Bull. No. 16.

THE MOUNTAIN

BY
J. M. W. TURNER

THE
MOUNTAIN

BY
J. M. W. TURNER

THE
MOUNTAIN

BY
J. M. W. TURNER

THE
MOUNTAIN

BY
J. M. W. TURNER

THE
MOUNTAIN

BY
J. M. W. TURNER

INDEX.

PAGE	PAGE		
Abnormal fermentations	69	Alkaline tablets, Farrington's....	79
Accumulator.....	117	129, 233	
Accuracy of Babcock test glass- ware	55	Alpha discs or plates.....	113
Acid, boracic.....	77	— separator	118
— citric	25	Alveoli.....	3
— hydrochloric, for ripening cream.....	123	American cheddar cheese	172
— lactic.....	24, 72, 124	— Home-trade cheese	192
— — determination of	129, 233	— Neufchatel cheese.....	195
— oleic	22	Amphoteric reaction	64
— palmitic	22	Analysis, gravimetric.....	33
— salycilic	77	Angus, J. J., mentioned	207
— stearic.....	22	Animal excrement, relation of bacteria to	75
— sulphuric	60	— odor	84
— test, Manns'.....	128	Annatto	155
Acini.....	3	Antiseptics	76
Act, Filled cheese.....	229, 246	Apparatus, Fjord's control.....	43
— oleomargarine	228, 239	— pasteurizing	79
Adams' method.....	34	Arnold, L. B., quoted	99
Adjustable separator.....	117	Arnold's separator.....	117
Aëration of milk.....	84, 166	Asbestos method of determination of fat.....	34
Aërotors, milk.....	85	Ash of milk.....	25
Aërometer, Soxhlet's	43	Asses' milk	16
Agricultural Experiment Station Bulletins.....	259	Associated dairying.....	223
— — — mentioned	44	B 41	125
Air drainage.....	210	Babcock, Dr. S. M., mentioned.....	45, 47
Albumin	23	— — — — quoted.....	17, 99, 160, 227
Albuminoids.....	23	— asbestos method.....	34
Alcoholic fermentation	69	— formula for solids not fat	232
Alexandra Jumbo separator.....	118	— test	47
Aliquot milk sampler.....	58	— — calibration of glassware.....	235
Alkali, decinormal	129, 233	— — details	50
— $\frac{n}{10}$	129	Bacillus	65
— use of in cleaning.....	83	— acid lactici.....	71

	PAGE		PAGE
Bacillus No. 41.....	125	Buttermilk, characteristic appear-	
— prodigious.....	70	ance of.....	141
— tubercle.....	78	— separation of, from butter.....	144
Bacteria.....	65	Butter, mottled and streaked.....	150
— in milk.....	67	— packages.....	152
— relation of animal excrement to.....	75	— packing and marketing.....	151
— — — dust to.....	75	— prints.....	153
— — to hay and dried forage.....	75	— quality of.....	153
Barber, quoted.....	126	— rancid.....	20
B. and W. test bottle.....	52	— relation of lactic acid to keep-	
Beimling, H. F., mentioned.....	48	ing quality.....	131
— test.....	48	— — — wash-water to flavor.....	147
Bernstein, A., mentioned.....	208	— — — — to texture.....	146
Bichromate of potash.....	57	— salting.....	148
Bitter milk.....	69	— scale of perfection.....	157
Black specks in Babcock test.....	61	— sweet cream.....	122, 131
Blood, relation of to milk secretion.....	11	— texture of.....	122, 154
"Bloody bread".....	70	— washing.....	144
Board of Health lactometer.....	36, 231	— white specks in.....	132
Boracic acid.....	77	— working.....	147
Borden, Gail, Jr., mentioned.....	226	Butyric acid.....	20
Bottle, Babcock test.....	52	— fermentations.....	69, 74
Bottling milk.....	88	Butyrolin.....	20
"Breaking" of butter.....	140	Butyrometer.....	49
Breed, influence of on composition		Calibration of Babcock test glass-	
of milk.....	31	ware.....	55, 235
Brie cheese.....	202	Camembert cheese.....	203
Brine-salting butter.....	151	Canadian Club cheese.....	199
Brown separator, medium.....	117	Caprin.....	20
Bulletins and reports of Agr. Expt.		Caprillin.....	20
Stations.....	259	Caproin.....	20
Buildings, farm dairy.....	218	Careno, mentioned.....	26
Burette.....	130	Casein.....	23
Butter accumulator.....	117	— coagulation of.....	158
— and cheese factories, combined.....	217	— formation of.....	8
— "breaking" of.....	140	Caustic potash.....	58
— color.....	155	— soda.....	58
— composition of.....	153	Cement floors.....	213
— estimation of fat in, by Babcock		Centigrade thermometer.....	231
test.....	54	Centrifugal force, relation of to	
— factories.....	209	complete creaming.....	109
— finish.....	156	— separation.....	106
— flavor.....	154	— — theory of.....	107
— granules, size of.....	145	— system.....	93
Buttermilk.....	204	Cheddar cheese.....	172

PAGE	PAGE		
Cheddar, English.....	199	Cheese-making, heating	177
Cheddaring	179	— — grinding	181
Cheese	157	— — loss of fat in.....	164
— American home-trade	192	— — matting	179
— — Neufchatel	195	— — over-ripe milk in.....	188
— and butter factories combined..	217	— — pressing.....	183
— Brie	202	— — quality of milk for.....	158
— Camembert.....	203	— — ripening of milk for.....	166
— Canadian Club.....	195	— — setting	173
— Cheddar	172	— — salting	182
— Cheshire.....	199	— — undesirable fermentations in.	186
— Club-house	199	— — use of starters	169
— color of.....	189	— Meadow Sweet.....	199
— composition of	189	— Parmesan	203
— cottage	206	— Philadelphia cream.....	196
— cream.....	192	— pineapple.....	195
— curing	185	— poisonous	71
— — rooms, construction of.....	217	— pot	206
— Edam	201	— prepared	198
— English	199	— press	184
— — cheddar	199	— qualities of.....	189
— estimation of fat in, by Babeock		— rind	190
test	54	— Roquefort.....	16, 202
— Dutch	206	— sage	194
— Emmenthaler	200	— scale of perfection for.....	190
— factories.....	209	— Schweitzer	200
— — arrangement of.....	215	— skimmed	192, 229
— filled, law.....	246	— soft.....	191
— flavor of.....	189	— solids concerned in making....	157
— "flinty break"	189	— Stilton	199
— food	207	— stirred curd.....	192
— formation of rind.....	185	— Swiss.....	200
— Gloucester.....	199	— texture of.....	189
— Gouda	202	— truckle	195
— Gorgonzola	203	— "wet," "sloppy," or "leaky"....	194
— Gruyere	200	— whey	207
— hard	191	— Wiltshire.....	199
— imitation Swiss.....	198	— Young America	195
— law, filled.....	229	Cheshire cheese.....	199
— Limburger	196	Chloride of potash.....	25
— making, cheddaring.....	179	— of soda.....	25
— — cooking	177	Chromogenic fermentations.....	69
— — cooling milk for.....	165	Churn, oil test.....	40
— — curing.....	185	— tests	39
— — cutting.....	175	Churning	134

	PAGE		PAGE
Churning, amount of motion necessary	139	Construction of creameries	213
— difficult	141	Control apparatus, Fjord's	43
— dilution of cream	142	— of fermentations	74
— kind of agitation desirable	137	— of milk supply	90
— relation of fat globules to	139	Cooking the curd	177
— — of ripeners of cream to	131, 135	Coolers, milk	85
— — of temperature to	135	Cornell Univ. Agr. Expt. Station, quoted	85, 100, 103, 116-118
— — of viscosity to	134	Cornevin, quoted	17
— rise of temperature in	143	Correction of lactometer for tem- perature	232
Cistern, milk	5	Cooley system	98
Citric acid	25	Cooling milk for cheese making	165
Cleaning tinware	82	Corpuscles, colostrum	18
— utensils	13	Corrosive sublimate	57
Cleanliness	81	Cottage cheese	206
Club-house cheese	199	Cows' milk	16
Cloth strainers	83	Cows, number in United States	221
Coagulation	158	— official inspection of	88
Coccus	65	Cream	92
Cochran, C. B., mentioned	47	— cheese	192
Cochran's method	47	— — Philadelphia	196
Cold storage	230	— composition of	92
Columbia separator	117	— degree of ripeness necessary	128
Color fermentations	69	— dilution in churning	142
— of butter	154	— effect of different degrees of ripeness on churning	131
— of cheese	189	— estimation of fat by Babcock test	53
Colostrum	9, 18	— frothing or swelling	142
— corpuscles	18	— gathering system	39, 225
— test for	18	— glasses	34
Combined butter and cheese fac- tories	217	— gauges	34
Commercial lactic ferment	124	— over-ripened	132
Comparison of lactometer scales	232	— relation of ripeness to churning	135
— of thermometer scales	231	— — of temperature to ripening	127
Composite sampling	57	— ripening	121
Composition of butter	153	— screw	112
— of cheese	189	— separation of	92
— of cream	92	— test bottles	52
— of milk	17	— use of starter in ripening	124
Concussion in churning	137	Creameries	209
Condensed milk	226	— construction of	213
Conn culture	126	— gathered cream	225
— H. W.; mentioned	123, 125	— gravity system	210
Connective tissue	3	— ground plan	212
Constituents of milk	16		

	PAGE		PAGE
Creameries, location of.....	209	Danish separator, large.....	117
— pumping system	211	— — small.....	117
— water supply of.....	214	— Weston separator.....	117
Creaming, deep setting.....	97	Dean, H. H., quoted.....	87, 161
— efficiency of centrifugal.....	116	Decinormal alkali.....	129, 233
— effects of delayed setting.....	100	Deep setting creaming.....	97
— — of dilution on.....	102	— — system	93
— losses in deep setting.....	98	— — — theory of	98
— — in shallow pan.....	97	DeLaval lactocrite.....	43
— necessity for	94	— separator	118
— relation of centrifugal force to.....	109	Delayed setting, effect on creaming.....	100
— — of fat globules to.....	95	Detachable neck test bottle.....	52
— — of inflow to complete	110	Determination of lactic acid....	129, 233
— — of solids not fat to	95	Development of the factory system.....	224
— — of temperature to centrifugal.....	110	Dextrose	25
— — of viscosity of milk to.....	96	Difficult churning	141
— shallow pan.....	99	Dilution, effect of on creaming	102
— systems of	93	— of cream in churning	142
— theory of centrifugal.....	107	Disease germs.....	69, 78
— — of deep setting system.....	98	— relation of pasteurization to....	88
Creamometers	34	Diseased herds, official inspection a prevention	88
Curd, cutting	175	Disinfectants	76
— grinding.....	181	Double Gloucester cheese.....	199
— heating or cooking.....	177	— necked test bottle.....	52
— knives	176	Ducts, milk	3, 5
— in Babcock test.....	60	Dust, relation of bacteria to.....	75
— matting or cheddaring.....	179	Dutch cheese	206
— mill.....	181	Edam cheese.....	201
— sink	179	Effect of delayed setting on creaming.....	100
— salting.....	182	— of dilution on creaming.....	102
Curdling, sweet.....	69	Electricity as a germicide.....	77
Curds, fast-working	188	Electrolysis	77
— floating.....	187	Emmenthaler cheese.....	200
— gassy	187	Emulsion.....	22, 92
Curing cheese	185	English cheddar cheese.....	199
— rooms, construction of.....	217	— cheese	199
— — sub-earth duct for.....	217	Essential oils.....	20
Cutting the curd.....	175	Estimation of solids not fat....	63, 232
Dairy buildings, farm.....	218	— of total solids.....	63
— laws	239	Excrement, animal, relation of bac- teria to.....	75
— — the New York.....	252	Experiment Station bulletins.....	259
— legislation	227	— Stations, mentioned.....	44
— markets	229	Extract, rennet.....	171
— statistics	222		
Dairying, associated.....	223		

PAGE	PAGE
Factories, arrangement of cheese... 215	Fission 65
— butter and cheese..... 209	Fjord's control apparatus..... 43
— combined butter and cheese... 217	Flavor of butter..... 154
— gathered cream..... 225	— — — relation of wash water to. 147
Factory system, development of... 224	— of cheese..... 189
Fahrenheit thermometer..... 231	Fleischmann, quoted..... 17
Failyer and Willard, mentioned.... 45	Fleshy udder..... 3
Failyer and Willard's method..... 45	"Flinty break" of cheese..... 189
Farm dairy buildings..... 218	Floating curds..... 187
Farrington's alkaline tablets... 79	Floors, cement..... 213
129, 233	Follicle, ultimate 3, 6
Farrington, E. H., quoted.. 79, 125, 129	Food, influence on composition of
Fast working curds..... 188	milk..... 29
Fat as a basis of value for milk in	Fore milk and strippings..... 29
cheese making..... 163	Formalin..... 77
— globules..... 22	Formation of cheese rind..... 185
— — relation of, to churning..... 139	Formula for solids not fat, Bab-
— — size of..... 95	cock's..... 232
— loss of, in cheese-making..... 164	— — — — — Richmond's..... 232
Fats..... 19	Forage, relation of bacteria to..... 75
— effect of period of lactation on.. 27	Fright, effect on milk secretion ... 14
— formation of..... 8	Frothing of cream..... 142
— gravimetric determination of... 33	Galactose..... 25
— non volatile..... 22	Gases in milk..... 84
— volatile..... 20	"Gassy" curds..... 187
Ferment, preparation of artificial.. 234	Gathered cream system..... 225
Ferments, lactic..... 124	Gerber's test..... 48
— soluble..... 158	Germ diseases..... 69
Fermentations, abnormal..... 69	Germs of disease..... 78
— alcoholic..... 69	— of fermentation..... 65
— butyric..... 69, 74	Glasses, cream..... 34
— chromogenic..... 69	Glassware, calibration of Babcock
— control of..... 74	test..... 235
— germs of..... 65	Globules, fat..... 22
— lactic..... 69, 71, 124, 165	Gloucester cheese, singleland double. 199
— normal..... 69	Glycerides..... 22
— of milk..... 69	Goats' milk..... 16
— peptogenic..... 69, 73	Gorgonzola cheese..... 203
— poisonous..... 71	Gouda cheese..... 202
— putrefactive..... 69, 73	Grain of butter..... 154
— undesirable in cheese making... 186	Gravimetric analysis..... 33
Feser's lactoscope..... 42	Gravity creaming..... 93, 94
Fibrin..... 23, 24	— system of creamery construction. 210
Filled cheese law..... 229, 246	Grinding the curd..... 181
Finish of butter..... 156	Gruyere cheese..... 200

PAGE	PAGE		
Gauges, cream.....	34	Lactometer, Quevenne.....	232
Gurler, H. B., quoted.....	126	— scales, comparison of.....	232
Hansen's lactic ferment.....	125	Lactocrite	43
Hard cheeses	191	Lactoprotein.....	26
Hay, relation of bacteria to.....	75	Lactoscope.....	42
Heating the curd.....	177	Lactose.....	24
Heeren's pioscope	41	Law, dairy	239
Herds, official inspection of diseased.	88	— filled cheese.....	229, 246
Holding up milk.....	5	— oleomargarine.....	228, 239
Home-trade cheese.....	192	— the New York dairy.....	252
Horizontal separators.....	108	"Leaky" cheese	194
Hot iron test.....	235	LeFeldt and Lentsch, mentioned....	106
Hydrochloric acid for ripening cream	123	Leffman and Beam, mentioned....	148
Hydrometer	35	Legal standards for milk....	90, 227, 239
Imitation Swiss cheese.....	198	Legislation, dairy	227
Indicator, litmus	233	Lentsch and LeFeldt, mentioned....	106
— phenolphthalein.....	233	Limburger cheese	196
Infection, prevention of.....	74	Lime, phosphate of	25
Inflow, relation of to complete creaming	110	Litmus test.....	233
Iowa Station test.....	46	Loss of fat in cheese making.....	164
Ironclad tinware	81	Lymphatics	3
Iron, phosphate of.....	25	Magnesia, phosphate of.....	20
Jordan, Dr. W. H., quoted.....	102	Males, milk from.....	10
Jumbo separator	118	Mammæ	1
Keeping quality, relation of lactic acid to.....	131	Mammalia.....	1
Knives, curd	176	Mammary gland.....	1
König, quoted.....	17	Manns, A. G., mentioned	128
Koumiss	16	— acid test.....	128
Lactation period, effect on composi- tion of milk.....	26	Marchand's lactobutyrometer.....	41
Lactic acid	24, 72, 124	Mares' milk	16
— — determination of.....	129, 233	Marketing butter.....	151
— — relation to keeping quality of butter	131	Markets, dairy.....	229
— fermentations.....	69, 71, 124, 165	Marschall rennet test.....	168, 234
— ferments	124	Maternity, effect on milk secretion.	9
Lactobutyrometer	41	Matting.....	179
Lactochrome.....	25	Meadow Sweet cheese	199
Lactometer	35	Membrane, formation of, in cheese making	177
— comparison of scales.....	36	Method of Failyer and Willard....	45
— corrections for temperature..	37, 232	Metric system.....	237
— Board of Health.....	231	Milch Zeitung.....	117
		Milk, aëration of.....	84, 166
		— aërotors	85
		— albuminoids of.....	23
		— ash of.....	25

	PAGE		PAGE
Milk bacteria.....	67	Milk secretion, effect of pregnancy	
— bitter.....	69	on	12
— bottles.....	88	— — — of sexual excitement on..	14
— cistern.....	5	— — — relation of blood to.....	11
— composition of.....	17	— — — of nervous organization to..	14
— condensed	226	— — — of parturition to.....	9
— constituents	16	— skimmed	204
— control of animal over secretion		— slimy	69
of	14	— solids.....	16
— coolers	85	— — concerned in making cheese..	157
— cooling for cheese making.....	165	— specific gravity of	19
— defined	1	— sterile	64, 68
— difference in first and last drawn.	29	— straining	83
— — in night's and morning's....	27	— sugar	24, 205
— ducts	3, 5	— — formation of.....	8
— duration of flow	11	— supply, control of.....	90
— effect of breed on composition...	31	— tests, Babcock.....	47
— — of period of lactation on....	26	— — Beimling	48
— fats.....	19	— — butyrometer	49
— fermentations of.....	69	— — Cochran's	47
— from males.....	10	— — Failyer and Willard's.....	45
— from organs other than the		— — Gerber's	48
mammary gland.....	10	— — history	34
— from virgin animals.....	10	— — Iowa Station	46
— gases in	84	— — Parsons'	46
— holding up.....	5	— — Short's.....	45
— influence of food on composition.	29	— thief	57, 58
Milking, frequency of.....	13	— viscosity of.....	96
— importance of complete.....	12	Mill, curd.....	181
— — of regularity.....	13	Molds.....	65
— rapidity of	14	Monrad, J. H., quoted.....	197, 200, 207
Milk, legal standards for.....	227, 239	Monrad's rennet test.....	168, 234
— over-ripeness for cheese-making.	188	Moore, quoted.....	126
— paying for, according to percent-		Mottled butter.....	150
age of fat.....	163	Myristin	22
— quality of, for cheese-making...	158	Myseost	207
— relation of viscosity to churning.	134	$\frac{n}{10}$ alkali	129
— ripening for cheese making.....	166	Nervous organization, relation to	
— ropy	69	milk secretion	15
— sampler, Scovell's aliquot.....	58	Neufchatel cheese, American.....	195
— selection for pasteurizing.....	80	Neumann, mentioned.....	58
— secretion	7	New York dairy law.....	252
— — control of animal over	14	Night's and morning's milk, differ-	
— — effect of fright on.....	14	ence in composition	27
— — — of maternity on	9	Nipple	2

	PAGE		PAGE
Nitrate of soda	58	Potassium bichromate.....	57
Non-volatile fats.....	22	— chloride.....	25
Normal fermentations.....	69	Pot cheese.....	203
Odor, animal	84	Preservaline	58
Official inspection of cows.....	88	Preservatives in composite sam- pling.....	57
Ohlsson's test bottle.....	52	Pregnancy, effect of on milk secre- tion.....	12
Oil test churn	40	Preparation of artificial starter.....	234
Oleic acid	22	Prepared cheese.....	198
Olein	22	Press, cheese.....	184
Oleomargarine.....	228	Pressed tinware	82
— law	228-230	Pressing cheese	183
Oliver, John.....	17	Prevention of infection.....	74
Optimum temperature.....	66	Primost	207
Over-ripened cream, bad effects of..	132	Print butter.....	153
Over-ripe milk in cheese-making..	188	Ptomaines	71
Oxidation in cream ripening.....	123	Pumping system of creamery con- struction.....	211
Packages, butter.....	152	Putrefactive fermentations.....	69, 73
Packing butter.....	151	Quality of butter	153
Palmitic acid.....	22	— of milk for cheese making.....	158
Palmitin	22	— — — legal standards for	90
Paper coil method, Adams'.....	34	Quevenue lactometer.....	36, 232
— parchment	153	Rancid butter	20
Parmesan cheese	203	References.....	259
Parsons, C. L., mentioned.....	46	Rennet	158, 170
Parsons' method.....	46	— extract	171
Parturition, relation of to milk secretion.....	9	— relation of temperature to ac- tivity of.....	173
Pasteurization.....	77, 88	— test	167, 234
— apparatus	79	— — Marschall's	168
— selection of milk for.....	80, 234	— — Monrad's	168
Patrick, Geo. E., mentioned.....	46	Reports and bulletins of Agr. Expt. Stations	259
Paying for milk according to per- centage of fat.....	163	Richmond's formula for solids not fat.....	232
Peptogenic fermentations.....	69, 73	Rind of cheese.....	190
Phenolphthalein	129, 233	— — — formation of.....	185
Philadelphia cream cheese.....	196	Ripeness, churning cream of differ- ent degrees	131
Phosphate of iron.....	25	— of cream, relation to churning..	135
— of lime.....	25	Ripening cream	121
— of magnesia	25	— — amount necessary.....	128
— of potash.....	25	— — relation of temperature to...127	
Pineapple cheese.....	195		
Pioscope.....	41		
Poisonous fermentations.....	71		
Potash, caustic.....	58		
— phosphate of.....	25		

PAGE	PAGE
Ripening cream, use of starters in..124	Shallow pan creaming..... 96
— of milk for cheese making.....166	— — system..... 93
Ropy milk..... 69	Sharples' Russian separator.....119
Roquefort cheese.....16, 202	Short, F. G., mentioned..... 45
Rules and tests, useful.....231	Short's method..... 45
Russell, H. L., quoted.....79, 125	Size of fat globules..... 95
Russian separator.....119	Single Gloucester cheese.....199
Rusty tinware..... 82	Sink, curd.....179
Rutin..... 20	Skimmed cheese.....192, 229
Sage cheese.....194	— milk.....204
Salt.....150	— — estimation of fat by Babcock
Salting butter.....148	test..... 54
— cheese.....182	— — test bottle..... 52
Salicylic acid..... 77	Skimmer..... 97
Sampler, Scovell aliquot milk..... 58	Skimming..... 97
Scale of perfection for butter.....157	Slime, separator.....109
— — — for cheese.....190	Slimy milk..... 69
Schmierkase.....206	"Sloppy" cheese.....194
Schweitzer cheese.....200	Soda, caustic..... 58
Scovell aliquot milk sampler..... 58	Sodium chloride..... 25
Secretion of milk..... 7	— nitrate..... 58
Selecting milk for pasteurizing..... 80	Soft cheese.....191
Separation, theory of centrifugal...107	Solids concerned in making cheese .157
Separator, adjustable.....117	— estimation of total..... 63
— Alexandra Jumbo.....118	— not fat, estimation of.....63, 232
— Alpha.....118	— — — relation to creaming..... 95
— Arnold's.....117	— total, determination of..... 33
— Columbia.....117	Soluble ferments.....158
— Danish Weston.....117	Soxhlet's method..... 43
— De Laval.....118	Specific gravity.....19, 35
— horizontal.....108	Specks, black, in Babcock test..... 61
— large Danish.....117	Speed of bowl, relation of to com-
— mecha'l contrivances in bowl of .113	plete creaming.....38, 110
— medium Brown.....117	Sphincter muscle.....4, 5
— Sharples' Russian.....119	Spirillum..... 65
— slime.....109	Spore..... 66
— small Danish.....117	Standards for milk, legal...90, 227, 239
— system..... 93	"Standing up" quality of butter....122
— United States.....119	Starters.....124, 169
— Victoria.....117	— preparation of.....234
Setting, effect of delay on creaming.100	"State Brands".....229
— milk for cheese making.....173	Statistics, dairy.....222
Sewers.....214	Stearic acid..... 22
Sexual excitement, effect of, on	Stearin..... 22
milk secretion..... 6	Sterile milk.....64, 68

PAGE	PAGE		
Sterilization	77	Test, churn	39
Stilton cheese	199	— Cochran's	47
Stirred-curd cheese	192	— Failyer and Willard's	45
Storch, mentioned	125	— Gerber's	48
Strainers	83	— history of milk	34
Straining milk	83	— hot iron	235
Streaked butter	150	— Iowa Station	46
Strippings and fore milk	29	— litmus	233
Sub-earth duct for curing-rooms	217	— Manns' acid	128
Sugar of milk	24, 205	— Parsons'	46
Sulphuric acid	60	— phenolphthalein	233
Sunlight, effect on cleanliness	82	— rennet	167, 234
Surface tension	23, 92	— Short's	45
Sweet cream butter	122, 131	Texture of butter	122, 154
— curdling	69	— — relation of wash-water to	146
Swelling of cream	142	— of cheese	189
Swiss cheese	200	Thermometer, Fahrenheit	231
— — imitation	198	— Centigrade	231
System, metric	237	— scales, comparison of	231
Tablets, Farrington's alkaline	129, 233	Theory of centrifugal separation	107
Teat	2	Tiemann, mentioned	123
Temperature, best for churning	135	Tinware, ironclad	81
— — for deep setting creaming	98	— pressed	82
— — for shallow pan creaming	96	— rusty	82
— — for washing butter	145	— washing	82
— correction for lactometer	232	Tissue, connective	3
— effect of, on activity of rennet	173	Total solids, determination of	33
— for ripening cream	127	— — estimation of	63, 232
— relation of, to centrifugal separation	110	Truckle cheese	195
— — of, to churning	135	Turbine, steam, Babcock	51
— rise of, in churning	143	Tubercle bacillus	78
Testing Babcock glassware	55	Tyrototoxicon	71
Tests and rules, useful	231	Udder	2
Test, Babcock	47	Ultimate follicle	3, 6
— — calibration of glassware	235	United States separator	119
— Beimling	48	— — type of separator	114
— bottle, Babcock	52	Urea	26
— — B. and W.	52	Useful rules and tests	231
— — cream	52	Utensils, cleaning	75
— — detachable neck	52	Van Slyke, Dr. L. L., mentioned	30
— — double-necked	52	— — — — — quoted	159, 164
— — Ohlsson	52	Vermont Agr. Expt. Station, quoted	103
— — skimmed milk	52	Vessels, cleaning	75
— butyrometer	49	Victoria separator	117
		Virgin animals, milk from	10

	PAGE		PAGE
Viscosity of milk	92	Whey	204
— — — relation of, to churning ..	134	— cheese	207
— — — — of to creaming.....	96	Wheyn.....	208
Volatile fats	20	White specks in butter.....	132
— — source of.....	20	Williams, Jesse, mentioned.....	224
Von Klenze, mentioned	191	Wiltshire cheese	199
Washing butter.....	144	Wire strainers, size of.....	83
— tinware.....	82	Working butter	147
Water supply of creameries.....	214	Yeasts	65
Wells	214	Young America cheese.....	195
"Wet" cheese	194		

The Garden-Craft Series.

Edited by Prof. L. H. BAILEY.

THE NURSERY-BOOK.

By L. H. BAILEY.

New Edition. Thoroughly recast and revised.

16 mo. Cloth, \$1.

This little manual has been one of the most popular of all current horticultural books. It contains no discussions of the theory or physiology of the propagation of plants, but it is a simple and practical account of all the ways in which plants are multiplied. It has found a wide circulation, both amongst nurserymen and amateurs. Many new illustrations have been made for this edition, bringing the number of cuts up to over 150. In its revised form, the Nursery Book is the most complete propagating manual in the language.

THE FORCING-BOOK.

A MANUAL OF THE CULTIVATION OF VEGETABLES IN GLASS HOUSES.

By L. H. BAILEY.

16 mo. Cloth, \$1.

This is a handbook of instructions upon the forcing of vegetables for market, and is the completest work of the kind yet published in this country.

It is based on years of careful experimentation at the Cornell University Station, and a long familiarity with the forcing business as practiced in many parts of the country.

It contains full estimates of the cost of heating forcing houses, and of the labor necessary to run them. There is also an illustrated chapter on the construction of forcing houses, and another on their management.

IN PREPARATION.

THE PRUNING-BOOK.

By L. H. BAILEY.

It is strange that the one subject upon which horticulturists have always asked the most questions should be wholly without a treatise. The subject of pruning is so vitally connected with every horticultural occupation, and the questions which it presents are so numerous and so difficult of answer, that nothing less than an entire volume can ever set people right in respect to it. Professor Bailey has been making definite experiments and observations upon the subject for a number of years, and the results of these labors are now approaching readiness for publication. The work will comprise the culture range of the theory and practice of pruning, both of fruit and ornamental trees and bushes, and it is expected to be on sale early in 1897.

The Rural Science Series.

Edited by PROF. L. H. BAILEY.

THE SOIL.

ITS NATURE, RELATIONS, AND FUNDAMENTAL PRINCIPLES OF MANAGEMENT.

By FRANKLIN H. KING,

Professor of Agricultural Physics, University of Wisconsin.

16mo. Cloth. 303 pages. Price, 75 cts.

CONTENTS: Introduction.—Sunshine and its Work, The Atmosphere and its Work, Water and its Work, Living Forms and their Work, Over and Over Again; The Nature, Functions, Origin, and Wasting of Soils; Texture, Composition, and Kinds of Soil; Nitrogen of the Soil; Capillarity, Solution, Diffusion, and Osmosis; Soil Water; Conservation of Soil Moisture; Distribution of Roots in the Soil; Soil Temperature; Relation of Air to Soil; Farm Drainage; Irrigation; Physical Effects of Tillage and Fertilizers.

COMMENTS.

"I consider it a most desirable addition to our agricultural literature, and a distinct advance over previous treatises on the same subject, not only for popular use, but also for students and specialists, who will find many new and useful suggestions therein."

E. W. HILGARD,
Director of Agricultural Experiment Station, Berkeley, Cal.

THE SPRAYING OF PLANTS.

By E. G. LODEMAN,

Instructor in Horticulture in Cornell University.

16mo. Cloth. 399 pages. Price, \$1.00.

CONTENTS.

PART I. *The History and Principles of the Spraying of Plants.*

PART II. *Specific Directions for the Spraying of Cultivated Plants.*

COMMENTS.

"This volume of the Rural Science Series not only gives a complete history of this comparatively new and important subject, but is a valuable manual as well, which should be in the hands of every farmer, gardener and fruit-grower. I shall take pleasure in recommending it to my students and others."

B. C. BUFFUM,
The University of Wyoming Agricultural College, Laramie, Wyo.

"This is a book for every gardener and every one who has a garden, for every fruit-grower and every farmer. The necessity of spraying for a great variety of garden, field, and fruit crops is now so generally recognized that a manual on the subject has become a necessity. The destruction of injurious insects and fungi occupies an important place in the operations of gardeners, farmers, and fruit-growers, and the very careful and elaborate manner in which the subject is treated in this volume is highly creditable to the author, and commends it to the attention of every cultivator."—*Vick's Monthly.*

THE MACMILLAN COMPANY.

66 Fifth Avenue, NEW YORK.

The Garden - Craft Series.

Edited by PROF. L. H. BAILEY.

THE HORTICULTURIST'S RULE-BOOK.

A COMPENDIUM OF USEFUL INFORMATION FOR FRUIT-GROWERS, TRUCK-GARDENERS, FLORISTS, AND OTHERS.

By L. H. BAILEY,

Professor of Horticulture in Cornell University.

Third Edition, Thoroughly Revised and Recast, with Many Additions.
16mo. 302 pages. Cloth, Limp, 75 Cents.

This volume is the only attempt ever made in this country to codify and condense all the scattered rules, practices, recipes, figures and histories relating to horticultural practice in its broadest sense. All the approved methods of fighting insects and plant diseases used and discovered by all the experiment stations are set forth in shape for instant reference.

Among the additions to the volume in the present edition are: A chapter upon "Greenhouse and Window garden Work and Estimates;" a chapter on "Literature," giving classified lists of the leading current writings on American horticulture; lists of self-fertile and self-sterile fruits; a full account of the method of predicting frosts and of averting their injuries; a discussion of the aims and methods of phenology; the rules of nomenclature adopted by botanists and horticultural societies; score-cards and scales of points for judging various fruits, vegetables and flowers; a full statement of the metric system, and tables of foreign money.

PLANT-BREEDING.

By L. H. BAILEY.

16mo. 293 pages. Cloth, Limp, \$1.00.

Uniform with "The Horticulturist's Rule-Book."

CONTENTS

The Fact and Philosophy of Variation.	Borrowed Opinions, of B. Verlot, E.
The Philosophy of the Crossing of Plants.	A. Carrière, and W. O. Focke, on Plant-Breeding.
Specific Means by which Garden Varieties originate.	Detailed Directions for the Crossing of Plants.

COMMENTS.

"I have read the work on 'Plant Breeding' by Prof. L. H. Bailey with keen interest, and find it just what I expected from such a source; viz., a most satisfactory treatise on a subject of most pressing horticultural importance. I shall earnestly commend the work to my horticultural classes."

E. J. WICKSON,

Agricultural Experiment Station, Berkeley, Cal.

"The treatment is both scientific and practical, and will enable gardeners and horticulturists to experiment intelligently in cross-breeding. The subject is fully elaborated, and made clear for every intelligent reader. Professor Bailey's reputation, founded upon careful labor and observations in original investigations, is still further enhanced by the presentation of this excellent manual."—*Vick's Monthly*.

THE MACMILLAN COMPANY,

66 Fifth Avenue, NEW YORK.

The Rural Science Series.

Edited by PROF. L. H. BAILEY.

IN THE PRESS.

THE APPLE.

By L. H. BAILEY.

The work is to comprise two parts—the first treating of all the practical matters of apple-growing, and the second of such scientific matters as the botany of the apple, its history and evolution, production of new varieties, and the like. It is expected that the work will be completed and ready for publication in the fall.

MILK AND ITS PRODUCTS.

By H. H. WING.

THE FERTILITY OF THE LAND.

By I. P. ROBERTS.

Other volumes in the series to follow are :

Physiology of Plants. By J. C. ARTHUR, of Purdue University.

Grasses. By W. H. BREWER, of Yale University.

Bush Fruits. By F. W. CARD, of University of Nebraska.

Plant Diseases. By B. T. GALLOWAY, E. F. SMITH, and A. F. Woods, of the United States Department of Agriculture.

Seeds and Seed Growing. By G. H. HICKS, of the United States Department of Agriculture.

Leguminous Plants. By E. W. HILGARD, of the University of California.

Feeding of Animals. By W. H. Jordan, of Maine Experiment Station.

Irrigation. By F. H. KING, of the University of Wisconsin.

IN PREPARATION.

EVOLUTION OF OUR NATIVE FRUITS.


By L. H. BAILEY.


THE MACMILLAN COMPANY.

66 Fifth Avenue, NEW YORK.

H 284 84







**HECKMAN
BINDERY INC.**



1984

**N. MANCHESTER,
INDIANA 46962**



LIBRARY OF CONGRESS



00008999429

