X-A

BIBLIOTHÈQUE

DE

LOUIS AGASSIZ.

4,2

Alex. Agassiz.

Library of the Museum

OF

COMPARATIVE ZOÖLOGY,

AT HARVARD COLLEGE, CAMBRIDGE, MASS.

Founded by private subscription, in 1861.

Deposited by Alex. Agassiz
from the Library of LOUIS AGASSIZ.

No. 1303.

Entered April 13, 1903.

POISSONS FOSSILES.

RECHERCHES

SUR LES

POISSONS FOSSILES,

LIBRARY
MUS. COMP. ZOOLOGY
CAMBRIDGE, MASS.

PAR

L. AGASSIZ.

L. AGASSIZ

ATLAS, TOME II.

CONTENANT 149 PLANCHES DE L'ORDRE DES GANOIDES.

NEUCHATEL, EN SUISSE.

Aux frais de l'auteur,

LITHOGRAPHIE DE H. NICOLET.

1833—43.

ORDRE DES PLANCHES DU SECOND VOLUME.

Tab. A. Squelette de *Lepidosteus* (1re livr.)
Tab. B. Ecailles de *Lepidosteus* (1re livr.)
Tab. B'. *Lepidosteus osseus* (15e et 16e livr.)
Tab. B''. *Lepidosteus osseus* (15e et 16e livr.)
Tab. C. Squelette de *Polypterus* (1re livr.)
Tab. C*a*. *Polypterus Bichir* (15e et 16e livr.)
Tab. D. Squelettes restaurés de *Platysomus*, de *Macrosemius* et de *Caturus* (6e livr.)
Tab. E. *Acipenser Ruthenus* (17e livr.)
Tab. F. Squelette de *Balistes* (2e livr.)
Tab. G. Dents de *Lepidosteus* et *Polypterus* (15e et 16e livr.)
Tab. H. Dents de Sauroïdes, *Pygopterus*, *Saurichthys*, *Megalichthys*, *Saurostomus* et *Cricodus* (17e livr.)
Tab. J. Dents de Pycnodontes (18e livr.)
Tab. 1. *Acanthodes Bronnii* (1re livr.)
Tab. 1*a*. *Cephalaspis Lyellii* (8e et 9e livr.)
Tab. 1*b*. *Cephalaspis Lyellii*, *rostratus*, *Lewesii* et *Lloydii* (8e et 9e livr.)
Tab. 1*c*. *Acanthodes sulcatus*, *Cheiracanthus Murchisoni* et *minor* (6e livr.)
Tab. 1*d*. *Cheirolepis Traillii* (6e livr.)
Tab. 1*e*. *Cheirolepis Uragus* et *Traillii* (6e livr.)
Tab. 2. *Dipterus macropygopterus*, *brachypygopterus*, *Valenciennesii* et *macrolepidotus* (1re livr.)
Tab. 2*a*. *Dipterus macrolepidotus* (7e livr.)
Tab. 2*b*. *Osteolepis macrolepidotus* (6e livr.)
Tab. 2*c*. *Osteolepis macrolepidotus* et *microlepidotus* (6e livr.)
Tab. 2*d*. *Osteolepis arenatus* (6e livr.)
Tab. 3. *Amblypterus macropterus* et *eupterygius* (1re livr.)
Tab. 4. *Amblypterus lateralis* et *latus* (1re livr.)
Tab. 4*a*. — N'existe pas.
Tab. 4*b*. *Amblypterus nemopterus* et *striatus* (6e livr.)
Tab. 4*c*. *Amblypterus punctatus*, *Palæoniscus carinatus* (6e livr.)
Tab. 5. *Palæoniscus Blainvillei* (1re livr.)
Tab. 6. *Palæoniscus Voltzii* (1re livr.)
Tab. 7. *Palæoniscus Duvernoy* (1re livr.)
Tab. 8. *Palæoniscus minutus* et *fultus* (6e livr.)
Tab. 9. *Palæoniscus angustus* et *macropomus* (3e livr.)
Tab. 10. *Palæoniscus vratislaviensis* et *lepidurus* (6e livr.)
Tab. 10*a*. *Palæoniscus Robisoni*, *striolatus* et *ornatissimus* (6e livr.)
Tab. 10*b*. *Palæoniscus comtus* et *elegans* (7e livr.)
Tab. 10*c*. *Palæoniscus glaphyrus*, *macrophthalmus* et *longissimus* (6e livr.)
Tab. 11. (par erreur vol. 3). *Palæoniscus Freieslebenii* (2e livr.)
Tab. 12. *Palæoniscus Freieslebenii* (2e livr.)
Tab. 13. *Palæoniscus magnus* (3e livr.)
Tab. 14. *Palæoniscus magnus* (3e livr.)
Tab. 14*a*. *Eurynotus crenatus* (7e livr.)
Tab. 14*b*. *Eurynotus crenatus* (6e livr.)
Tab. 15. *Platysomus gibbosus* (2e livr.)
Tab. 16. *Platysomus rhombus* (2e livr.)
Tab. 17. *Platysomus striatus* (18e livr.)
Tab. 18. *Platysomus macrurus* et *parvus* (17e livr.)
Tab. 19. *Gyrolepis Albertii*, *maximus* et *tenuistriatus*, *Holoptychius giganteus* (18e livr.)
Tab. 20. — N'existe pas.
Tab. 21. *Tetragonolepis dorsalis* et *ovalis* (5e livr.)
Tab. 21*a*. *Tetragonolepis dorsalis* et *monilifer* (7e livr.)
Tab. 22. *Tetragonolepis Bouei* et *semicinctus* (2e livr.)
Tab. 23. *Tetragonolepis angulifer* (5e livr.)
Tab. 23*a*. *Tetragonolepis confluens*, *radiatus* et *leiosomus* (18e livr.)
Tab. 23*b*. *Tetragonolepis speciosus* (15e et 16e livr.)
Tab. 23*c*. *Tetragonolepis pustulatus* (15e et 16e livr.)
Tab. 23*d*. *Tetragonolepis Leachii* (6e livr.)
Tab. 23*d*. (bis) (par erreur 23*e*) *Tetragonolepis Leachii* (10e et 12e livr.)
Tab. 23*e*. *Tetragonolepis heteroderma*, *mastodonteus* et *pholidotus* (17e livr.)
Tab. 24. *Tetragonolepis Magneville* (3e livr.)
Tab. 25. *Dapedius politus*, *granulatus* et *punctatus* (6e livr.)
Tab. 25*a*. *Dapedius punctatus* (6e livr.)
Tab. 25*b*. *Dapedius Colei* (6e livr.)
Tab. 25*c*. *Dapedius Colei* (5e livr.)
Tab. 25*d*. *Dapedius orbis* (6e livr.)
Tab. 25*e*. *Amblyurus macrostomus* (6e livr.)
Tab. 26. *Semionotus leptocephalus* et *Bergeri* (2e livr.)
Tab. 26*a*. *Semionotus rhombifer* (7e livr.)
Tab. 27. *Semionotus latus* (2e livr.)
Tab. 27*a*. *Semionotus Nilsonii* et *striatus* et *Lepidotus minor* (18e livr.)
Tab. 28. *Lepidotus Gigas* (2e livr.)
Tab. 29. *Lepidotus Gigas* (2e livr.)
Tab. 29*a*. *Lepidotus semiserratus* (7e livr.)
Tab. 29*b*. *Lepidotus semiserratus* (18e livr.)
Tab. 29*c*. *Lepidotus lævis*, *unguiculatus*, *palliatus*, *tuberculatus*, *maximus* et *minor*. (18e livr.)
Tab. 30. *Lepidotus umbonatus*, *radiatus*, *subdenticulatus*, *unguiculatus* et *Mantellii* (2e livr.)
Tab. 30*a*. *Lepidotus Fittoni* (5e livr.)
Tab. 30*b*. *Lepidotus Fittoni* (5e livr.)
Tab. 30*c*. *Lepidotus Mantellii* (5e livr.)
Tab. 31. *Lepidotus serrulatus* (15e et 16e livr.)
Tab. 32. *Lepidotus ornatus* (2e livr.)
Tab. 33. *Lepidotus undatus* (2e livr.)
Tab. 33*a*. *Lepidotus rugosus* (15e et 16e livr.)
Tab. 33*b*. *Lepidotus fimbriatus* (10e et 12e livr.)
Tab. 34. *Lepidotus minor* (3e livr.)
Tab. 34*a*. *Lepidotus oblongus*, *striatus*, *speciosus* et *parvulus* (18e livr.)
Tab. 35. *Lepidotus notopterus* (5e livr.)
Tab. 36. *Microps furcatus*, *Ophiopsis penicillatus*, *dorsalis* et *Coccolepis Bucklandi* (15e et 16e livr.)
Tab. 37. *Pholidophorus limbatus*, *ornatus* et *Flesheri* (15e et 16e livr.)
Tab. 38. *Pholidophorus microps*, *longiserratus*, *tenuiserratus* et *striolaris* (15e et 16e livr.)
Tab. 39. (par erreur 49) *Pholidophorus Bechei* et *onychius* (8e et 9e livr.)
Tab. 40. *Pholidophorus macrocephalus* (2e livr.)
Tab. 41. *Pholidophorus latus* (10e et 12e livr.)
Tab. 42. *Pholidophorus micronyx*, *gracilis*, *intermedius* et *tenuiserratus* (11e livr.)
Tab. 42*a*. *Pholidophorus Hastingsiæ*, *angustus Stricklandi* et *minor* (15e et 16e livr.)
Tab. 43. (par erreur 42) *Pholidophorus latimanus* (11e livr.)
Tab. 44. *Blochius longirostris* (15e et 16e livr.)
Tab. 45. *Aspidorhynchus speciosus* (14e livr.)
Tab. 46. *Aspidorhynchus acutirostris* (14e livr.)
Tab. 47. *Aspidorhynchus ornatissimus* (14e livr.)
Tab. 47*a*. *Macrosemius rostratus*, *Belonostomus Münsteri*, *acutus* et *sphyrænoides* (18e livr.)
Tab. 48. *Ophiopsis procerus* (8e et 9e livr.)
Tab. 49. *Notagogus Zietenii*, *Pentlandi* et *latior* (4e livr.)
Tab. 50. *Notagogus denticulatus* et *Propterus microstomus* (10e et 12e livr.)
Tab. 51. *Megalurus elongatus*, *brevicostatus* et *parvus* (10e et 12e livr.)

Tab. 51 *a*. *Megalurus lepidotus* (14e livr.)
Tab. 52. *Acrolepis Sedgwickii* (10e et 12e livr.)
Tab. 53. *Pygopterus mandibularis* (10e et 12e livr.)
Tab. 53 *a*. *Pygopterus mandibularis* (10e et 12e livr.)
Tab. 54. *Pygopterus Humboldtii* (4e livr.)
Tab. 55. *Pygopterus Humboldtii* (4e livr.)
Tab. 55 *a*. *Saurichthys acuminatus*, *apicalis*, *Mougeoti*, *semicostatus*, *longidens* et *Dendrodus strigadus* (18e livr.)
Tab. 56. *Caturus latus* (10e et 12e livr.)
Tab. 56 *a*. *Caturus furcatus* (14e livr.)
Tab. 57. *Eugnathus speciosus* (10e et 12e livr.)
Tab. 57 *a*. *Eugnathus orthostomus* (14e livr.)
Tab. 57 *b*. *Eugnathus Chirotes* (14e livr.)
Tab. 58. *Eugnathus Philpotiæ* (10e et 12e livr.)
Tab. 58 *a*. *Eugnathus minor*, *polyodus* et *Pachycormus macrurus* et *heterurus* (10e et 12e livr.)
Tab. 58 *b*. *Ptycholepis bollensis*, *Saurostomus esocinus* et *Rhinellus furcatus* (18e livr.)
Tab. 59. *Pachycormus curtus* (10e et 12e livr.)
Tab. 59 *a*. *Pachycormus macropterus* (14e livr.)

Tab. 60. *Sauropsis longimanus* (4e livr.)
Tab. 61. *Thrissops cephalus* et *Leptolepis macrolepidotus* et *polyspondylus* (10e et 12e livr.)
Tab 61 *a*. *Leptolepis sprattiformis*, *Voithii* et *crassus* (10e et 12e livr.)
Tab. 62. *Cœlacanthus granulatus* (10e et 12e livr.)
Tab. 63. *Megalichthys Hibberti* (10e et 12e livr.)
Tab. 63 *a*. *Megalichthys Hibberti*, contour des os de la tête (18e livr.)
Tab. 64. *Megalichthys Hibberti* (10e et 12e liv.)
Tab. 65. *Thrissops micropodius* (5e livr.)
Tab. 65 *a*. *Thrissops formosus* (17e livr.)
Tab. 65 *a*. (bis) (par erreur 65 *a*) *Macropoma Mantellii* (8e et 9e livr.)
Tab. 65 *b*. *Macropoma Mantellii* (8e et 9e livr.)
Tab. 65 *c*. *Macropoma Mantellii* (8e et 9e livr.)
Tab. 65 *d*. *Macropoma Mantellii* (8e et 9e livr.)
Tab. 66. (par erreur 65) *Thrissops intermedius* (10e et 12e livr.)
Tab. 66 *a*. *Dercetis elongatus*, *Caturus similis*, *Belonostomus cinctus*, *Gyrodus angustus* et *Acrotemnus Faba* (8e et 9e livr.)
Tab. 67. *Gyrodus macrophthalmus* (10e et 12e livr.)

Tab. 68. *Gyrodus frontatus* (10e et 12e livr.)
Tab. 69. *Gyrodus rugosus* (10e et 12e livr.)
Tab. 69 *a*. (par erreur 60 *a*) *Phyllodus toliapicus*, *planus*, *polyodus*, *marginalis*, *Gyronchus oblongus*, *Gyrodus lævior*, etc. (10e et 12e livr.)
Tab. 69 *b*. *Microdon elegans* (13e livr.)
Tab. 69 *c*. *Microdon radiatus*, *analis* et *hexagonus* (14e livr.)
Tab. 70. *Placodus impressus*, *Andriani* et *Gigas* (10e et 12e livr.)
Tab. 71. *Placodus Münsteri*, *rostratus*, *Pycnodus Gigas* et *Nicoleti* (10e et 12e livr.)
Tab. 72. *Pycnodus Platessus*, *Rhombus* (10e et 12e livr.)
Tab. 72 *a*. *Pycnodus umbonatus*, etc., et *Periodus Königii* (10e et 12e livr.)
Tab. 73. *Sphærodus mammillaris*, *depressus*, *parvus*, etc. (10e et 12e livr.)
Tab. 74. *Calamostoma breviculum*, *Diodon tenuispinus* et *Ostracion micrurus* (10e et 12e livr.)
Tab. 75. *Pleuranthus serratus*, *Acanthoderma ovale* et *spinosum* (14e livr.)

ERRATA.

Ordre des planches du 3e vol. : Tab. 40 *a*. *Chimæra Mantellii* etc., *lisez* : (8e et 9e livr.) au lieu de (15e et 16e livr.)
» » du 5e vol. : Tab. 60. *Mallotus villosus*, lisez : (11e livr.) au lieu de (4e livr.)



J. Dinkel. fec.

J. Unger in Lap.

LEPIDOSTEUS.

Tab. B.

vol. 2.

LEPIDOSTEUS.

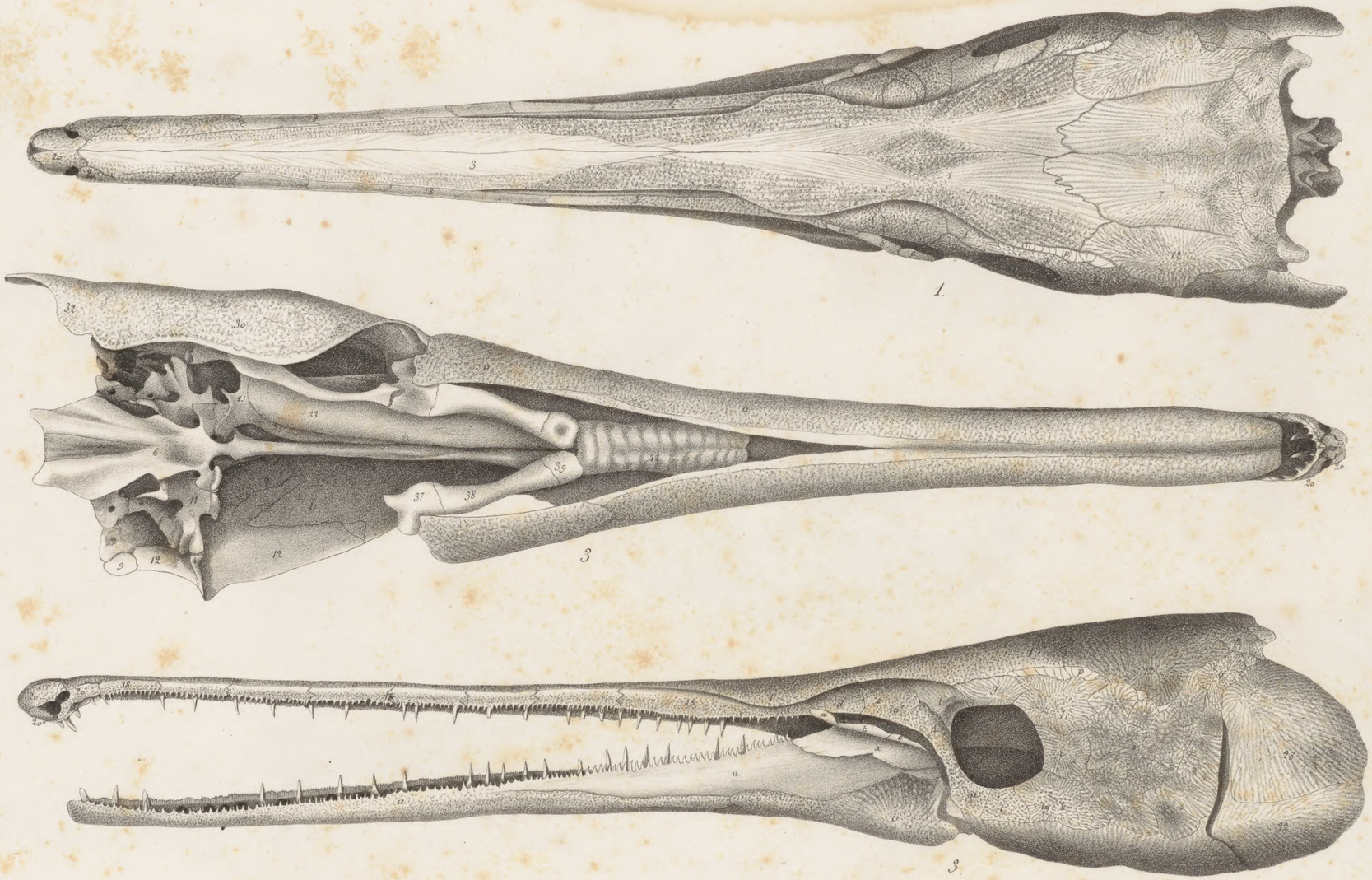

Vogt. del. Bachfeld in Iap.

Lith. de Nicolet & Thez à Neuchatel (Suisse)

LEPIDOSTEUS OSSEUS

8.


2.

4.

6.

9.

1.

13.

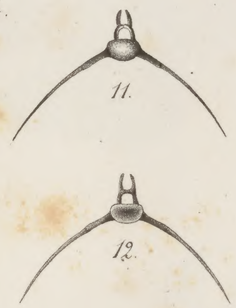
11. 12.

10.

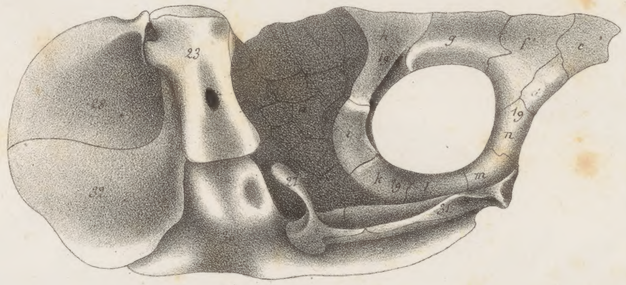
5.

14.

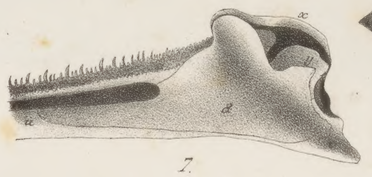
7.

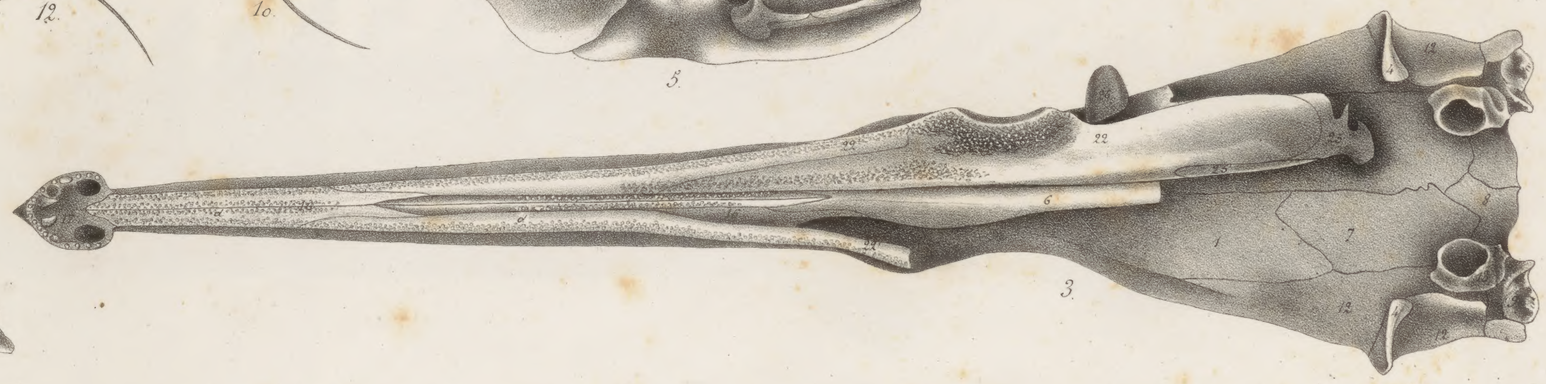
3.

Vogt del. Dielemannum lap.

Luth. de Nicolet & Thez à Neuchatel (Suisse)

LEPIDOSTEUS OSSEUS

J. Dinkel. del.

J. Unger in Lmp.

POLYPTERUS.

1.



4.



7.

10.

11.

12.

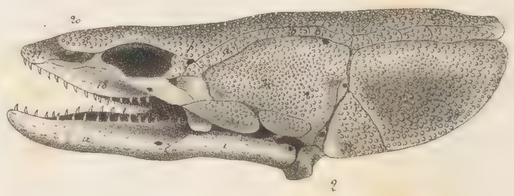

2.

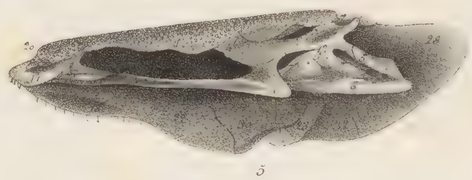

5.

13.



14.

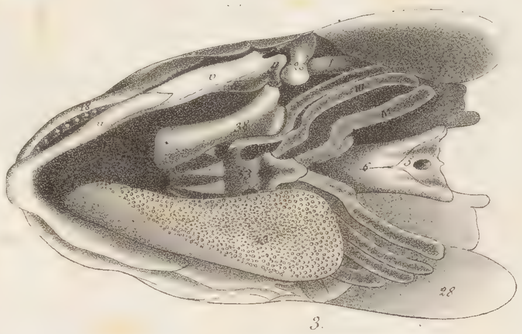

3.

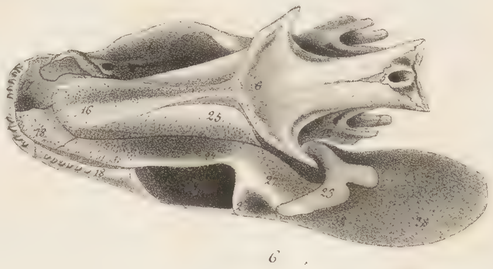

6.

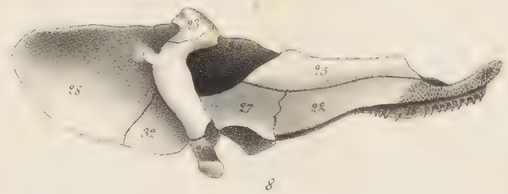

8.

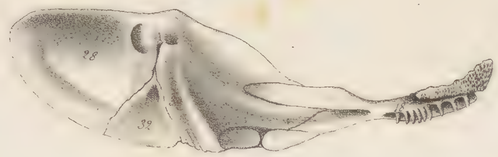

9.

del. p. Vogt. Dickenmann lap.

Luth de Nicolet & Thez a Neuchatel Suisse

POLYPTERUS ENDLI.

Weber del. Ungerin lap.

SQUELETTES RESTAURÉS.

Fig. 1. PALÄONISCUS. *Fig. 2.* PLATYSOMUS. *Fig. 3.* MACROSEMIUS. *Fig. 4. 5.* CATURUS.



J. Dunkel pinx. Diekmann lith.

Lith. de Nicolet et Thez à Neuchatel (Suisse)

ACCIPENSER RUTHENUS

J. Dinkel del.

BALISTES.

1.

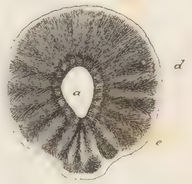

2.



3.

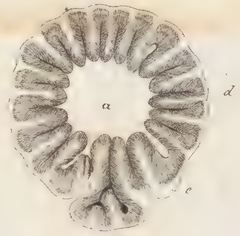

4.

5.

6.

7.

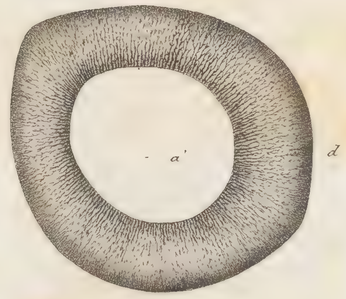

11.

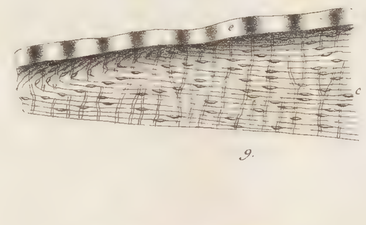

9.

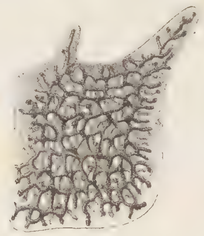

14.

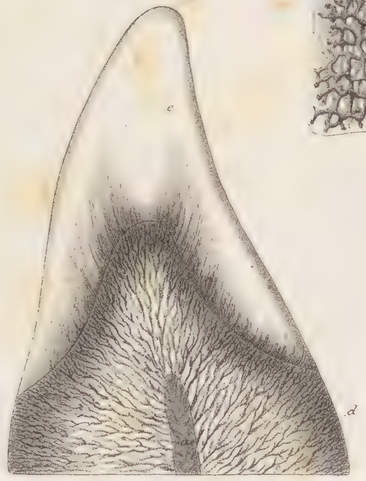

12.

13.



10.

15.

Imp. de Nicolet & Thez à Neuchatel (Suisse

Fig. 1-10. LEPIDOSTEUS OSSEUS. *Fig. 11-15.* POLYPTERUS BICHIR



Dr. C. Vogt del. Diekmann lith.

Fig. 1. PYGOPTERUS = Fig. 2 et 3. SAURICHTHYS = Fig. 4 et 5. MEGALICHTHYS = Fig. 6-8. SAUROSTOMUS = Fig. 9-12. CRICODUS.



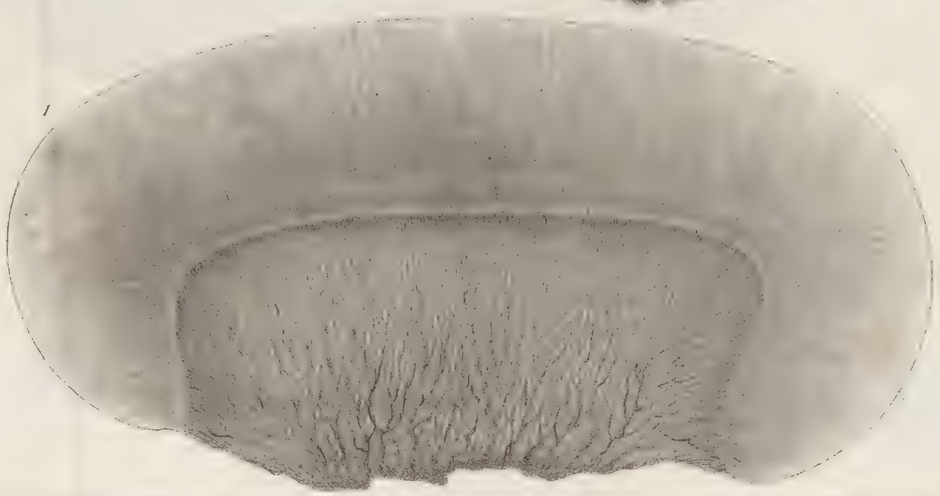

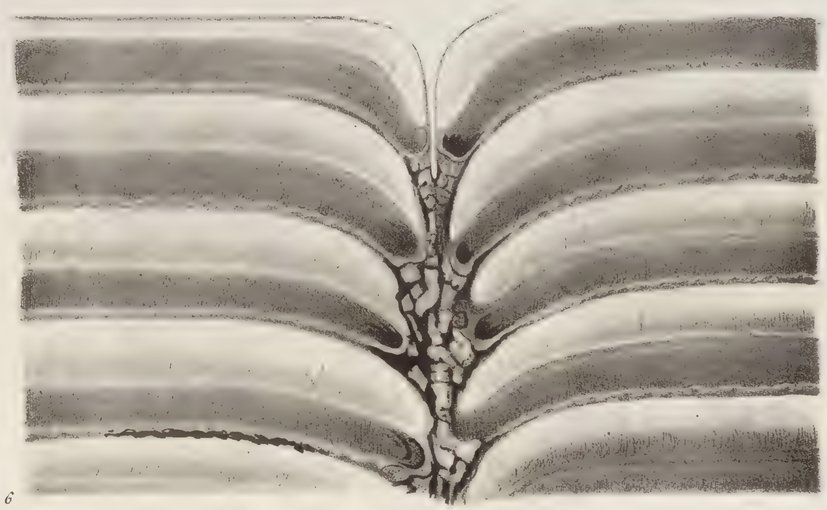

Dinkel del. Dieknann ith. Lith de Nicolet à Neuchatel.

Fig. 1. PYCNODUS GIGAS. = *Fig. 2.* SPHAERODUS GIGAS. = *Fig. 3.* STROMUS RHOMBOIDALIS.
Fig. 4 et 5. PEDIODUS KORTIGII. = *Fig. 6.* PHYLLODUS BUCKLANDI.

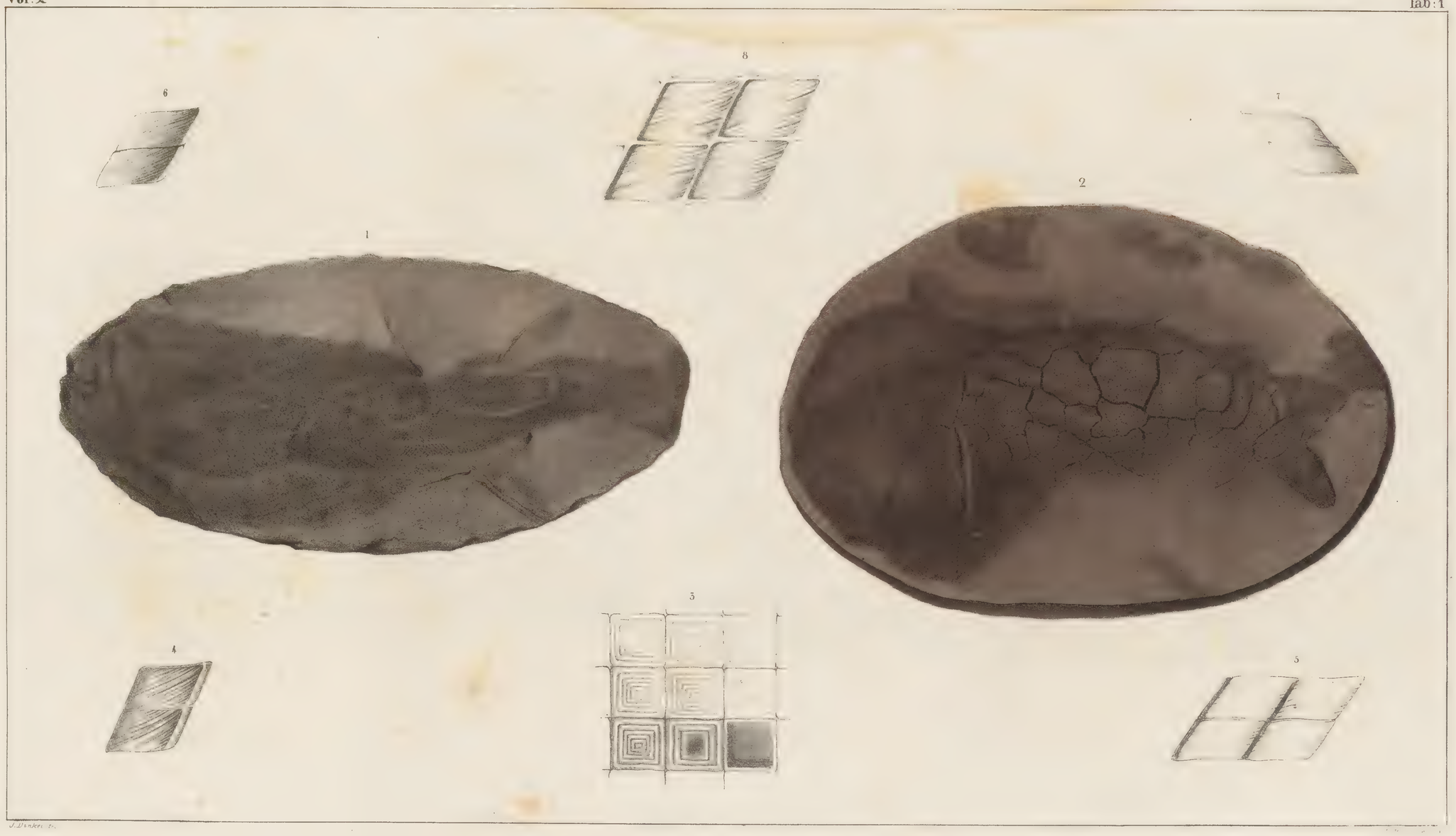

J. Dinkel sc.

ACANTHOPES BRONNII

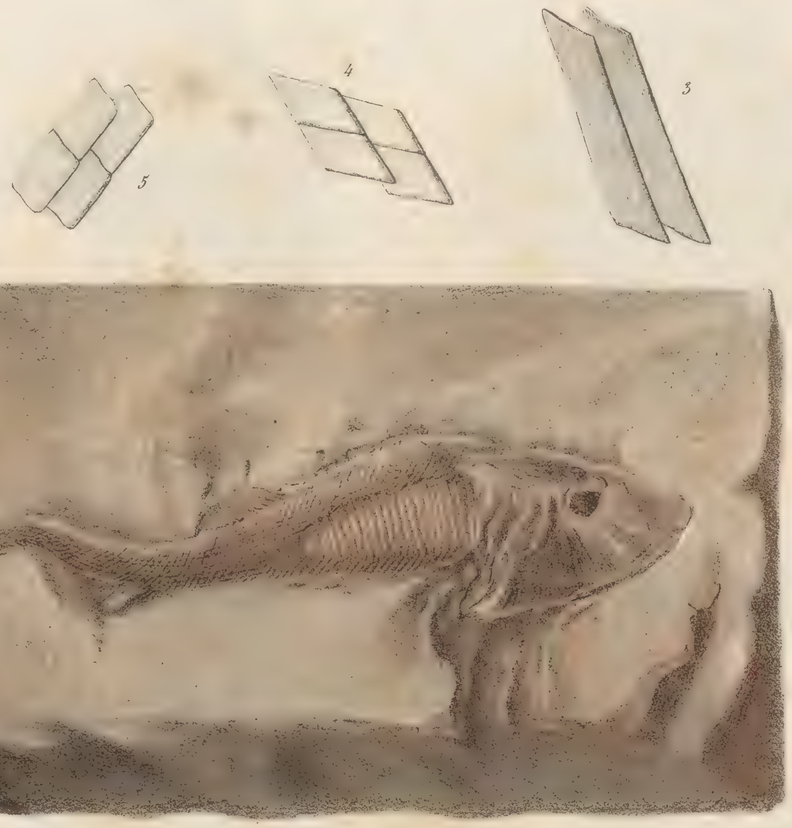

1

2

J. Dinkel del.


6


5

4


2


3

7

11


8

1

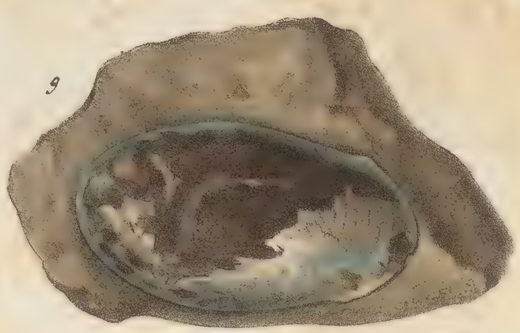
9

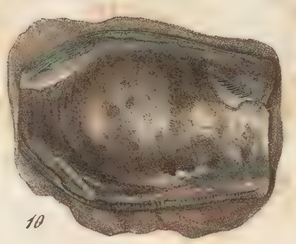
10

J. Dinkel del

C. Weber lith. Lap

Fig. 1–5. CEPHALASPIS LYELLII Agass. *Fig. 6.7.* CEPHALASPIS ROSTRATUS Agass. *Fig. 8.* CEPHALASPIS [illegible] Agass.
Fig. 9–11. CEPHALASPIS LLOYDII Agass.

I. Bourkhard del. Hellmuth in lap.

Fig. 1.2 [illegible] Fig. 3.4 [illegible]

Fig. 5 [illegible]



L.Burkart del.

Helmuth. in lap.

CHEIROLEPIS TRAILLII Agass.

Bourkhart del. Weber in lap.

Fig. 1.2.3. CH[illegible] Agass. Fig. 4. [illegible]

1



3



4



2



C. Weber in Lap

Fig: 1. DIPTERUS MACROPYGOPTERUS Sedgw: *Fig: 2.* D: BRACHYPYGOPTERUS Sed.

Fig: 3. D: VALENCIENNESII Sed: *Fig: 4.* D: MACROLEPIDOTUS Sed:

2.
4.
5
3
1.
Carthness.

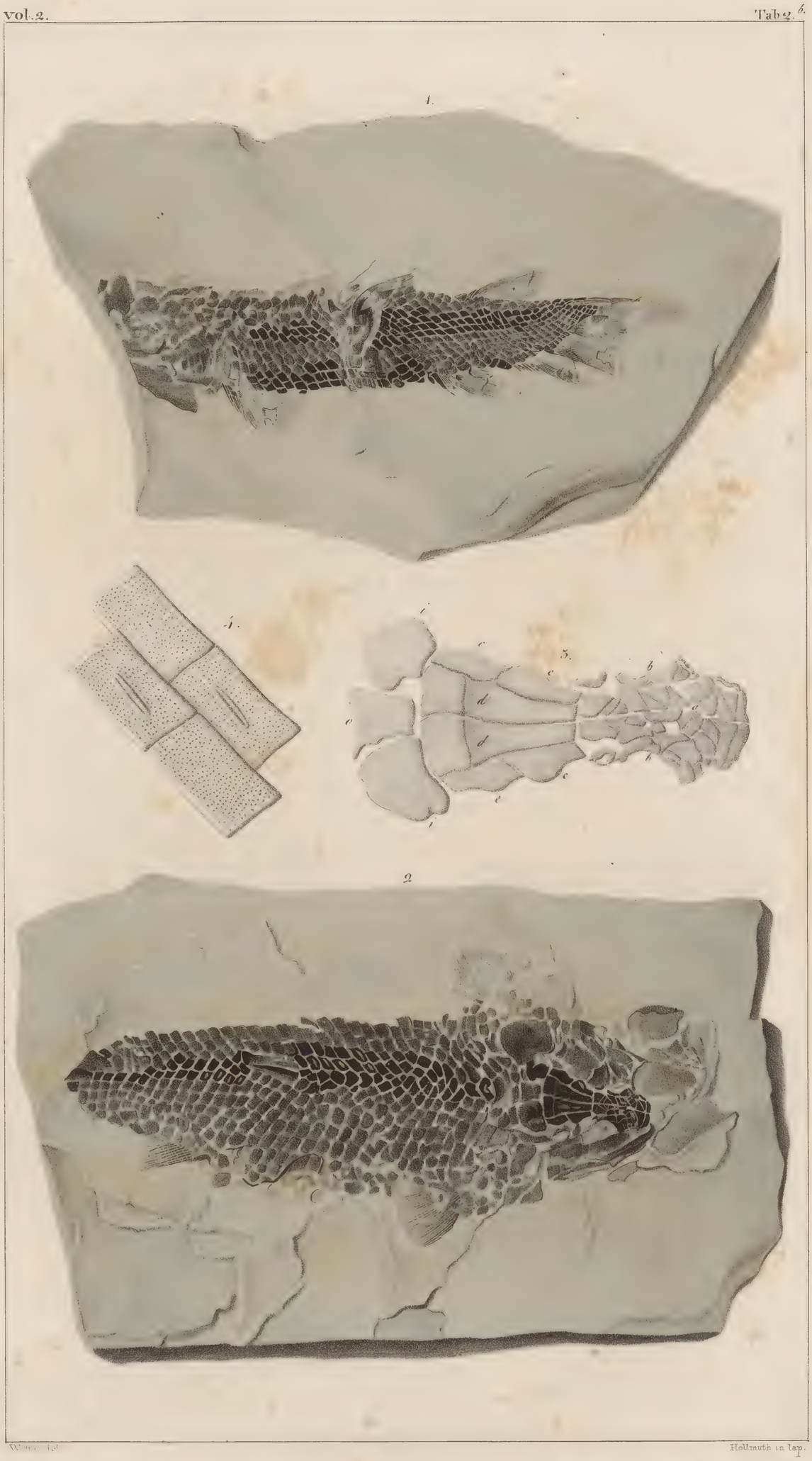

Hellmuth in lap.

Fig. 5. 6. STEOLEPIS MACROLEPIDOTUS Val. & Pert.



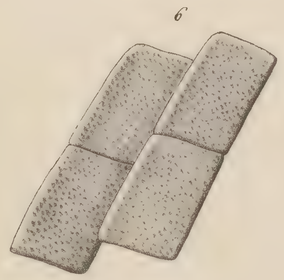

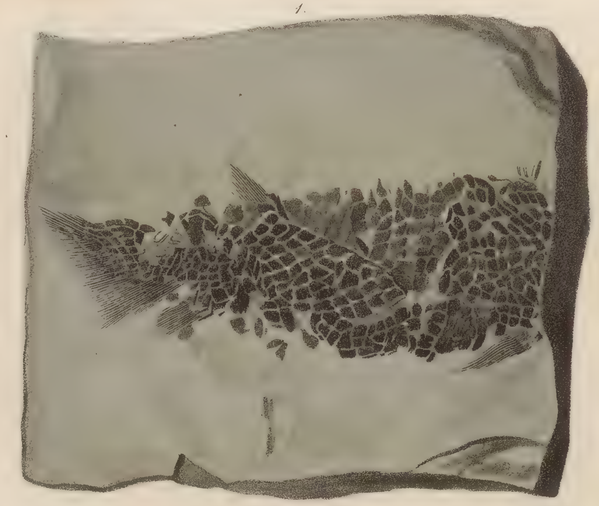



Hellmuth del. et lith.

Fig 1.2.3.4. OSTEOLEPIS MICROLEPIDOTUS Ag. Fig 5.6. OSTEOLEPIS MACROLEPIDOTUS Ag.

Hellmuth del. Unger in lap.

OSTEOLEPIS ARENATUS Agass.



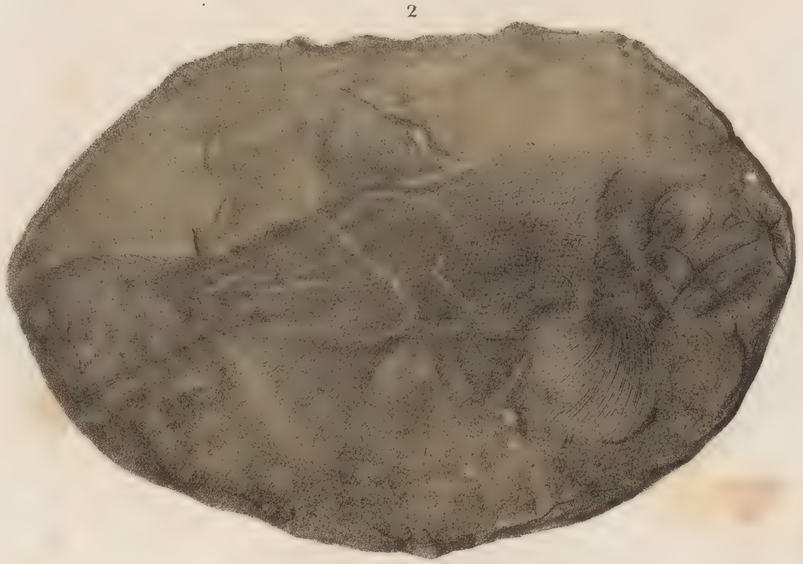

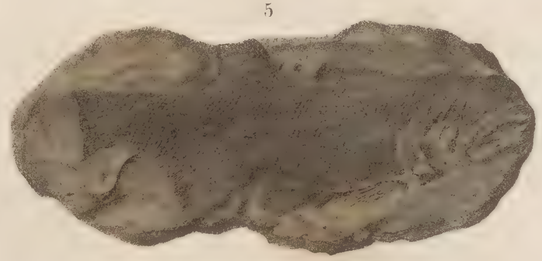

J. Dinkel fec.

Fig. 1. 2. 3. 4. AMBLYPTERUS MACROPTERUS Agass.

Fig. 5. 6. AMBLYPTERUS BUTTERIETUS Agass.

Fig. 1789. AMBLYPTERUS LATERALIS Agass.

Fig. 2 3 4 5 6 [illegible] Agass.

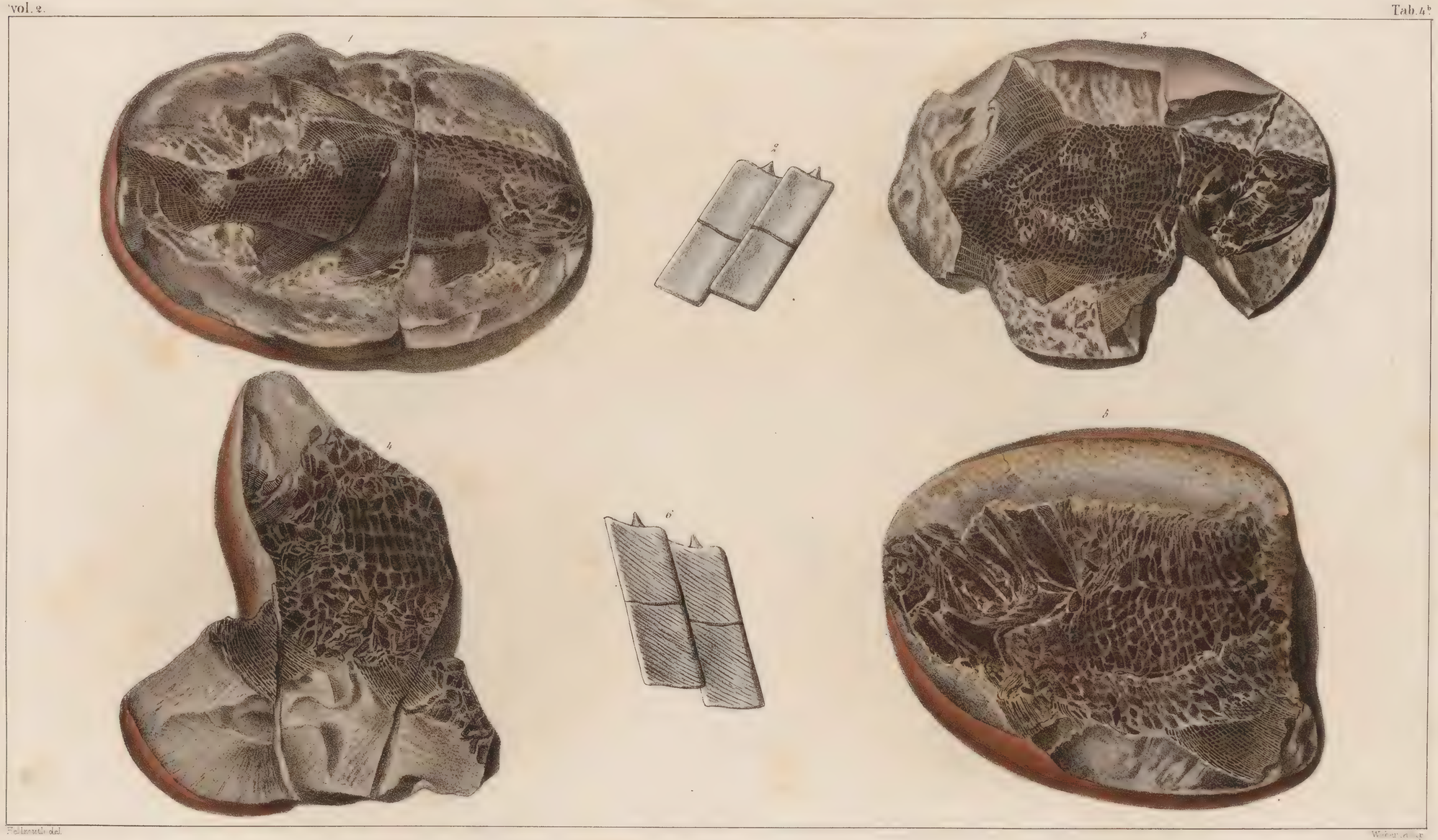

Fellmuth del. Weber sculp.

Fig. 1 2 [illegible] Fig. 3. 4. 5. 6 [illegible]

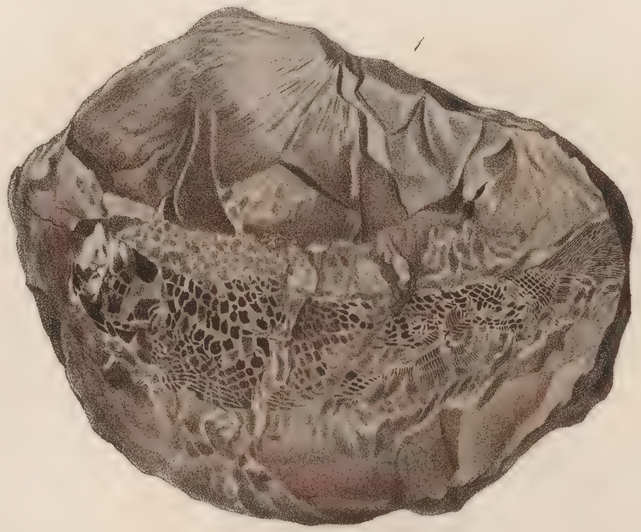

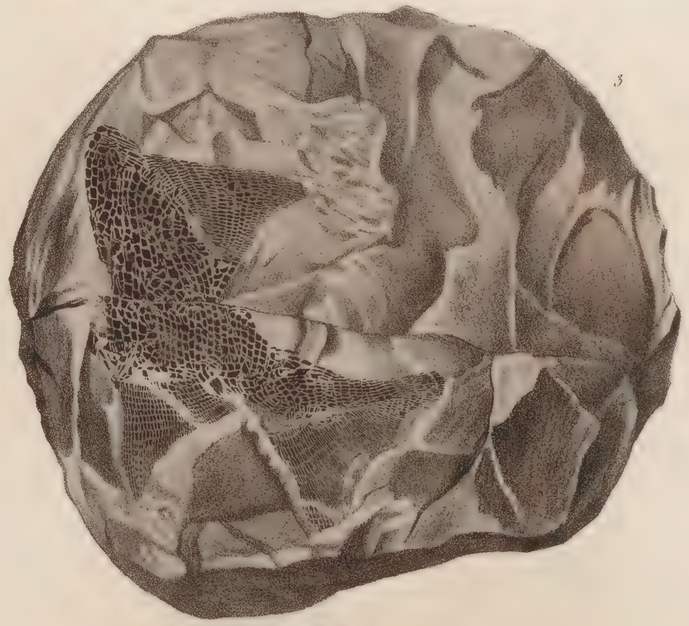



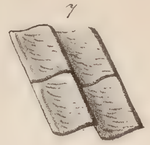

Hellmuth del.

Fig 1.2. PALAEONISCUS CARINATUS Agass. *Fig 3.4.5.6.7.8.* AMBLYPTERUS PUNCTATUS Agass.











PALAEONTOGRAPHIE DE BLAINVILLE Agass.

PALAEONISCUS VOLTZII Agass.

1

2

3

4

5





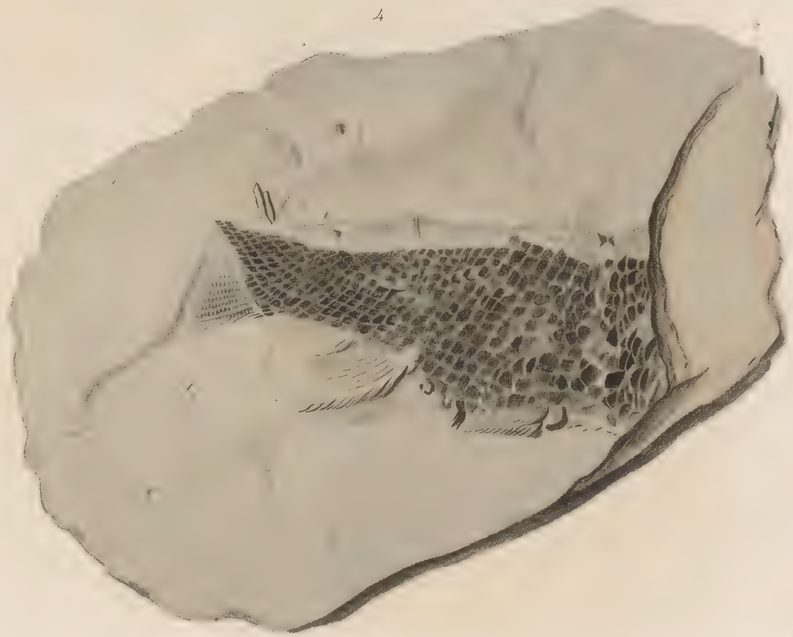

J. Dinkel. del.

Hellmuth in lapid

Fig. 1. 2. 3. PALAEONISCUS MINUTUS Agass. *Fig. 4. 5.* PALAEONISCUS FULTUS Agass.


1

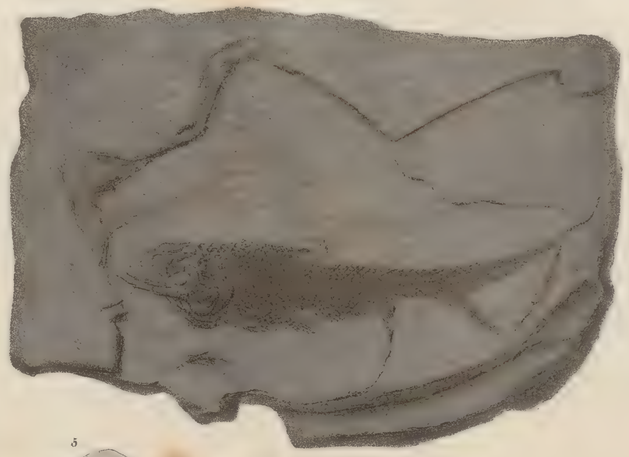
2

3


4

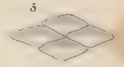
5

6


7

Mr Mouvert del. C. Weber in lap.

Fig. 1. 2. 4. 5. 6. PALAEONISCUS VRATISLAVIENSIS Agass. *Fig. 3. 7. 8. 9.* PALAEONISCUS LEPIDURUS Agass.



Weber ad nat. et in lap.

Fig 1.2. [illegible] Fig. 3.4. [illegible] STRIOLATUS Agass.
Fig 5.6.7.8. [illegible] ORNATISSIMUS Agass.



Weber et Burkhardt del.

Fig. 1.2.3. PALAEONISCUS [illegible]
Fig. 4.5. PALAEONISCUS ELEGANS Sedgw.

3.


2.


1.

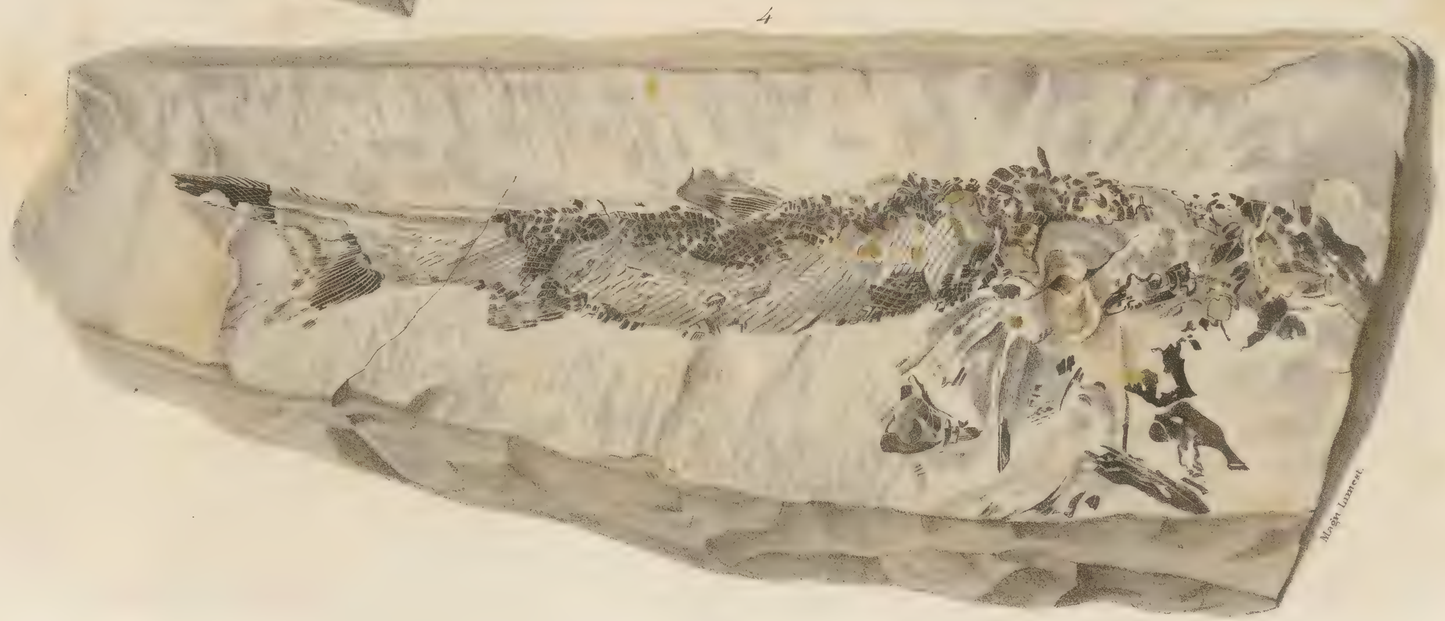
4.

Fig. 1. 2 PALAEONISCUS ELAPHRUS Agass. Fig. 3. PALAEONISCUS MACROPHTHALMUS Agass.
Fig. 4. PALAEONISCUS LONGISSIMUS Agass.

J. Dinkel del. C. Weber in Lapid.

PALÆONISCUS FREIBURGENSIS Agass

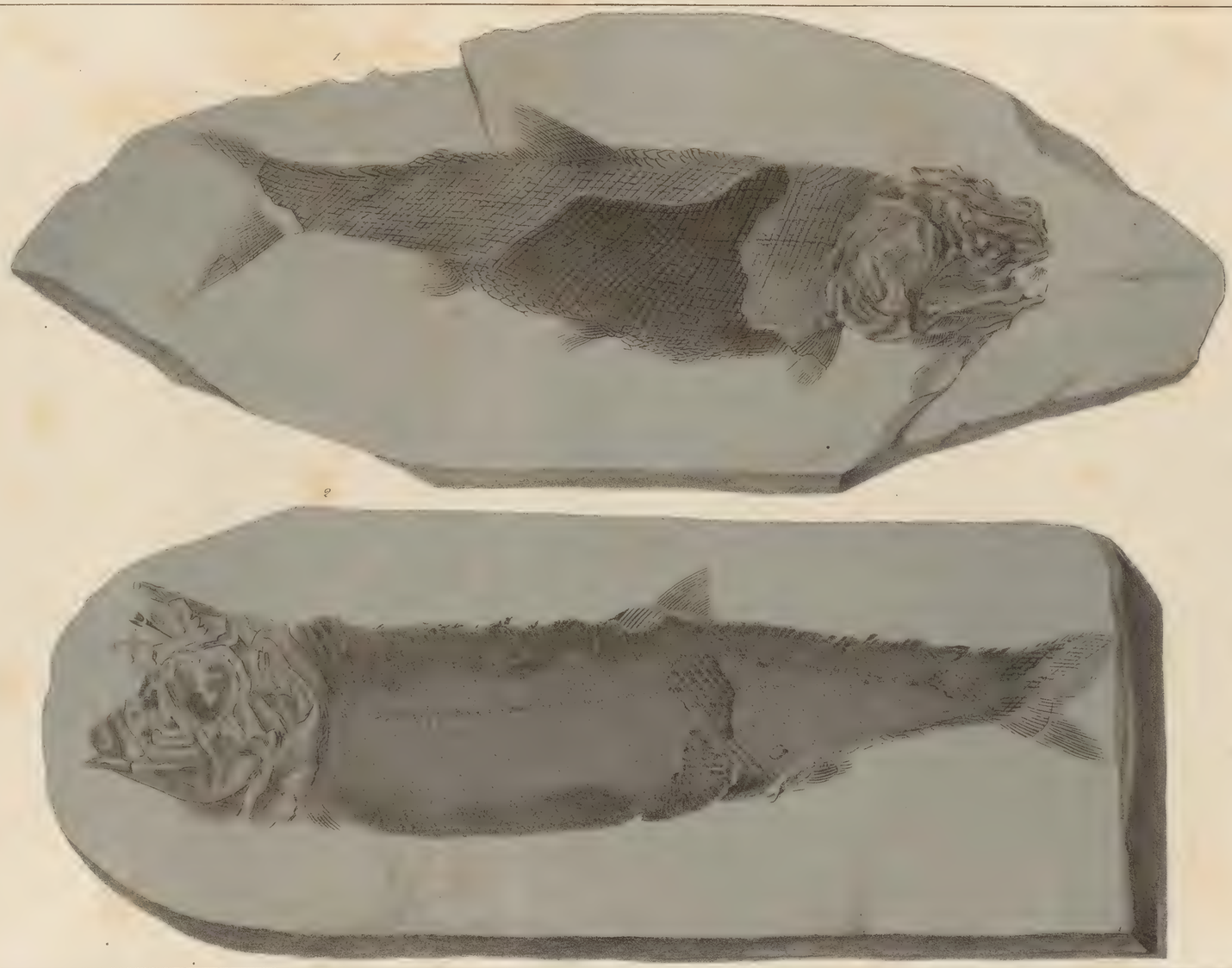

Jos. Dinkel del. Weber in lapid.

PALAEONISCUS FREIESLEBENI. Agass.

1

J: Dinkel del:

C. Weber in Lap

PALAEONISCUS MAGNUS Agass.

J.Dinkel del.

PALAEONISCUS MAGNUS Agass.









Weber del. et in lap

EURYNOTUS CRENATUS Agass.

J. Bourkhardt. del.

Hallmuth in lap

EURYNOTUS CRENATUS Agass.









Hellmuth del. et in lap.

Fig. 1. 2. 3. EURYNOTUS FIMBRIATUS Agass. *Fig. 4. 5.* EURYNOTUS MULTICEPS Agass.

C. Weber et J. Dinkel n.

C. Weber in Lap.

PLATYCOMUS GIBBOSUS Ag.

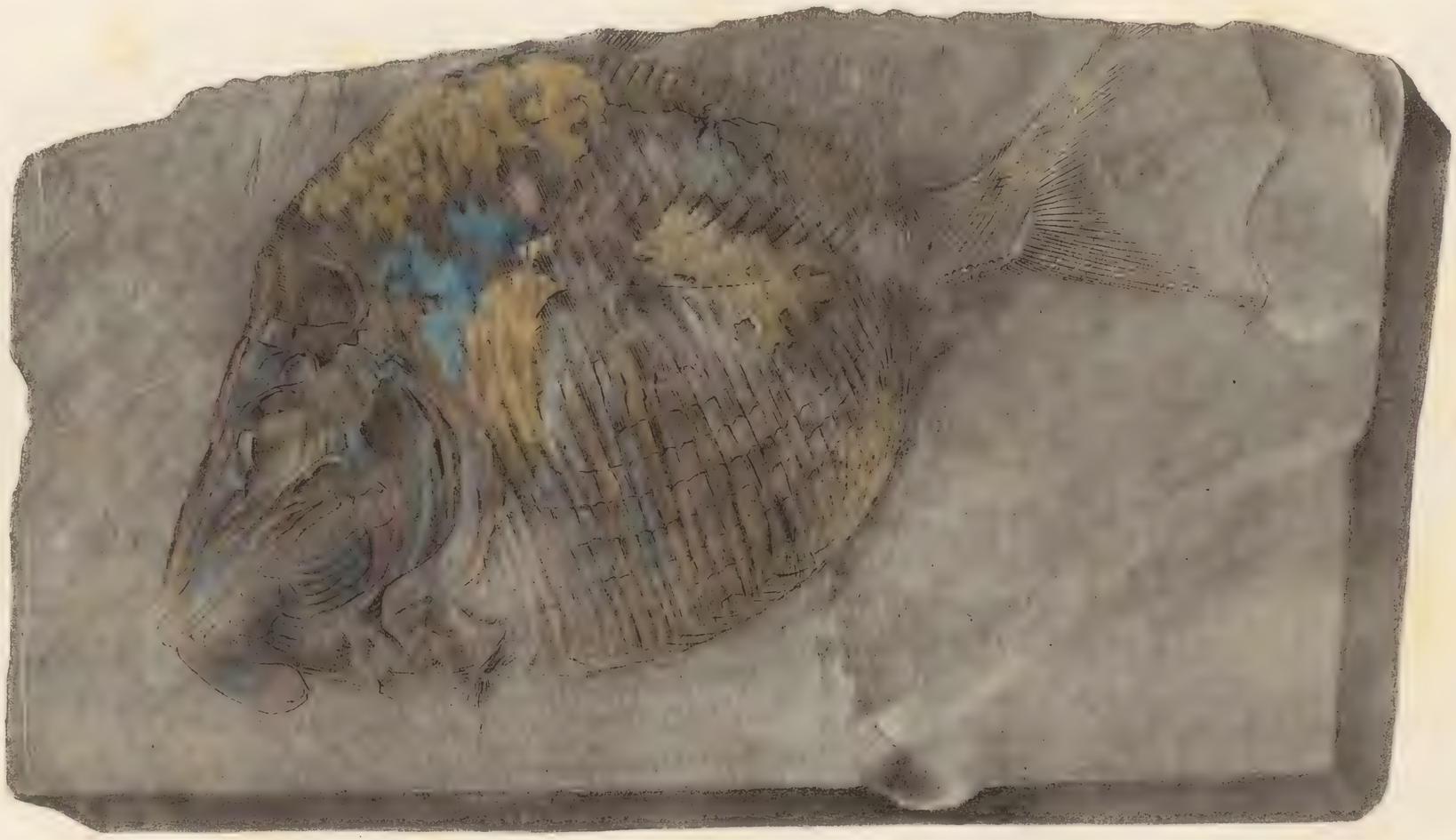

Dinkel del.

C. Weber in Lith.

PLATYSOMUS RHOMBUS Agass.

Nickel del Buchfeld lith

Lith. de Nicolet à Neuchatel

PLATYSOMUS STRIATUS Redtv.

2

1.

3

J. Dunkel del. Bachfeld lith.

Lith. de Nicolet à Neuchatel.

Fig. 1 et 2. PLATYSOMUS MACRURUS Selgw. – *Fig. 3.* PL. PAPYRACEUS Ag.


1


2

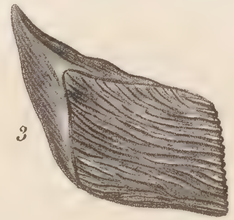
3

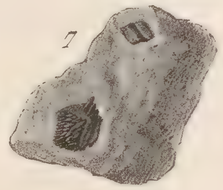
7


4

5

6

8

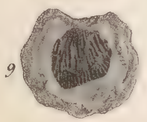
9

11


10


12


13

Dinkel del Bachfeld lith.

Lith. de Nicolet à Neuchatel

Fig. 1-6. GYROLEPIS ALBERTII Ag. *Fig. 7-9.* G. MAXIMUS Ag. *Fig. 10-12.* G. TENUISTRIATUS Ag.
Fig. 13. G. (HOLOPTYCHIUS) GIGANTEUS Ag.

J. Dinkel del. Hellmuth Himly lap.

Fig. 1–2. TETRAGONOLEPIS DORSALIS Agass.
Fig 3. TETRAGONOLEPIS OVALIS Agass.



T. Bourkart del. Hellmuth in lap.

Fig. 1. TETRAGONOLEPIS DORSALIS Agass.
Fig. 2. 3. 4. 5 TETRAGONOLEPIS MONILIFER Agass.



J. Dinkel del. C. Weber in Lap.

Fig. 1. TETRAGONOLEPIS BOUÉI Agass. Fig. 2. 3. Dr. SEMISTINCTUS Pronn.

J. Dinkel del.

Unger in lap.

TETRAGONOLEPIS ANGULIFER *Agass.*

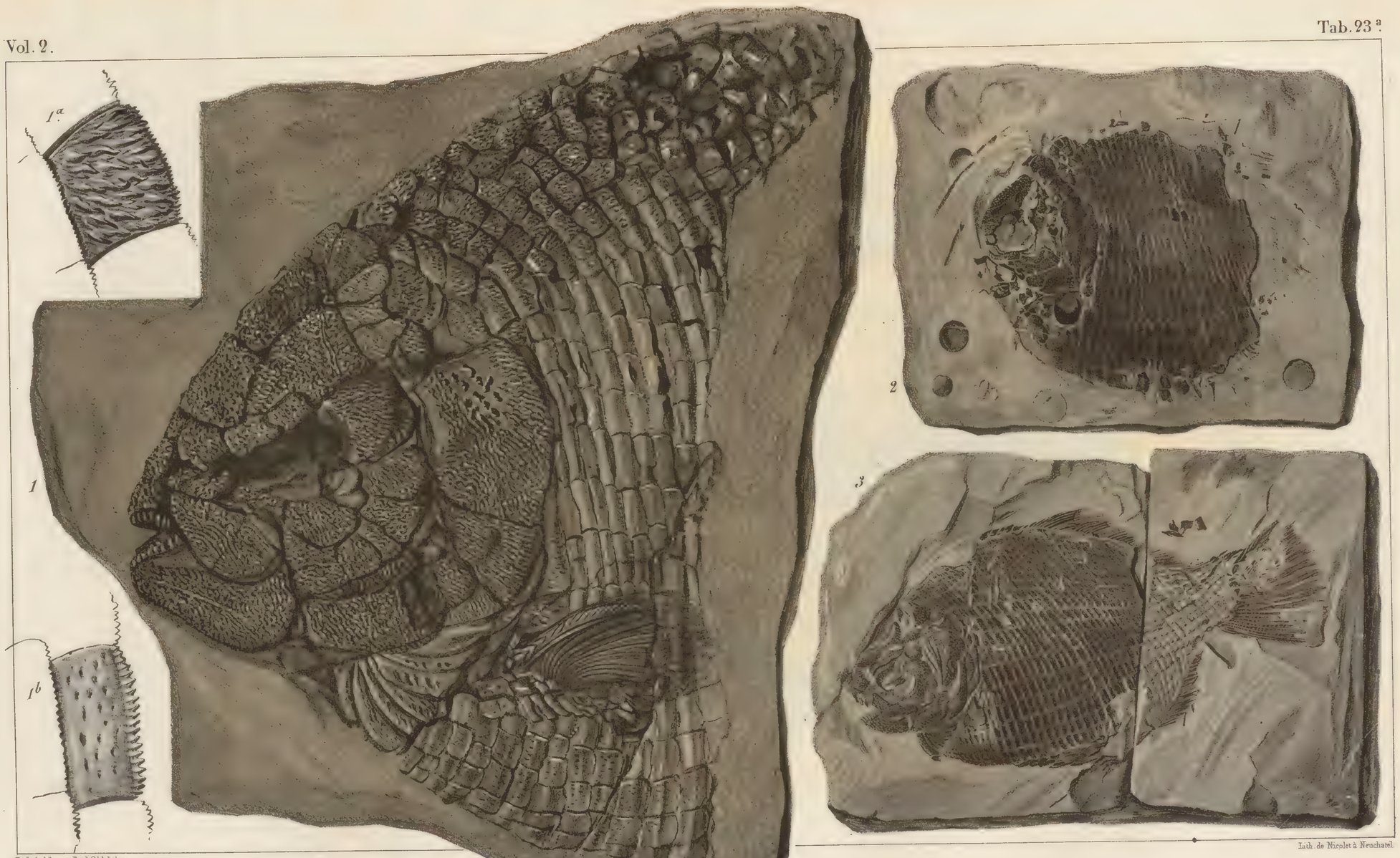

Pinkel. del. Bachfeld. lith.

Lith. de Nicolet à Neuchatel.

Fig. 1. TETRAGONOLEPIS CONFLUENS Ag. *Fig. 2.* L. RADIATUS Ag. *Fig. 3.* T. MICROSOMUS Ag.

Dinkel del. Bachfeld in lat.

[illegible]TRAGO[illegible]

Dechter del. — P. del. del. — Lith. de Nicolet & Thez à Neuchâtel (Suisse)

[illegible] ENTULATOS Ag.

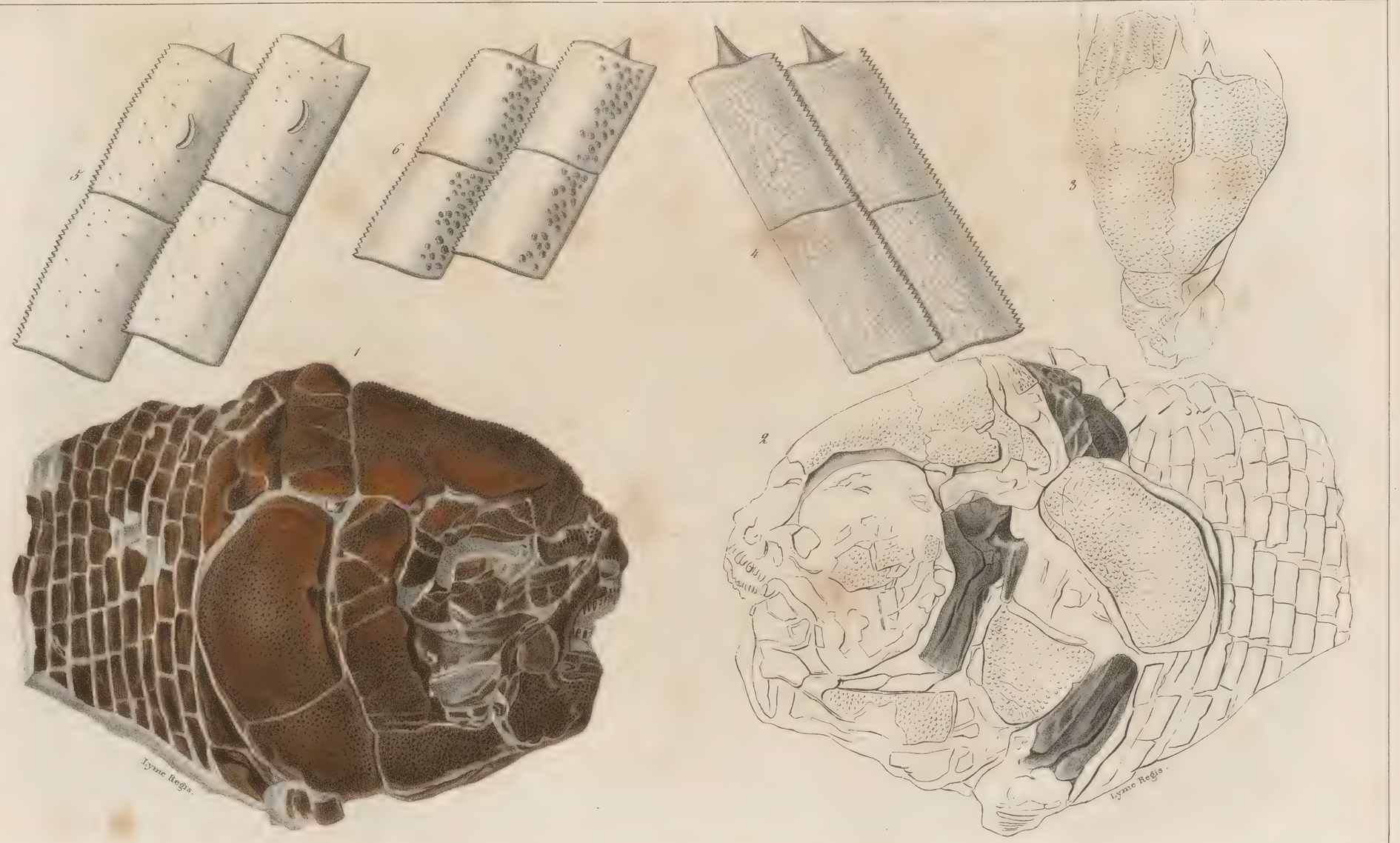

Weber del.

Hellmuth in lap

TETRAGONOLEPIS MACRI Agass.



Bourkhardt del.

Ungemach lith.



Dinkel del. Bachfeld lith. Lith. de Monier à Neuchâtel

Fig. 1. TETRAGONOLEPIS HETERODERMA Ag. – *Fig. 2.* TETR. PHOLIDOTUS Ag.
Fig. 3-5. TETR. MASTODONTEUS Ag.

J. S. Dinkel del.

NOTRAPONOLEPIS MAGNEVILLIAE Agas.

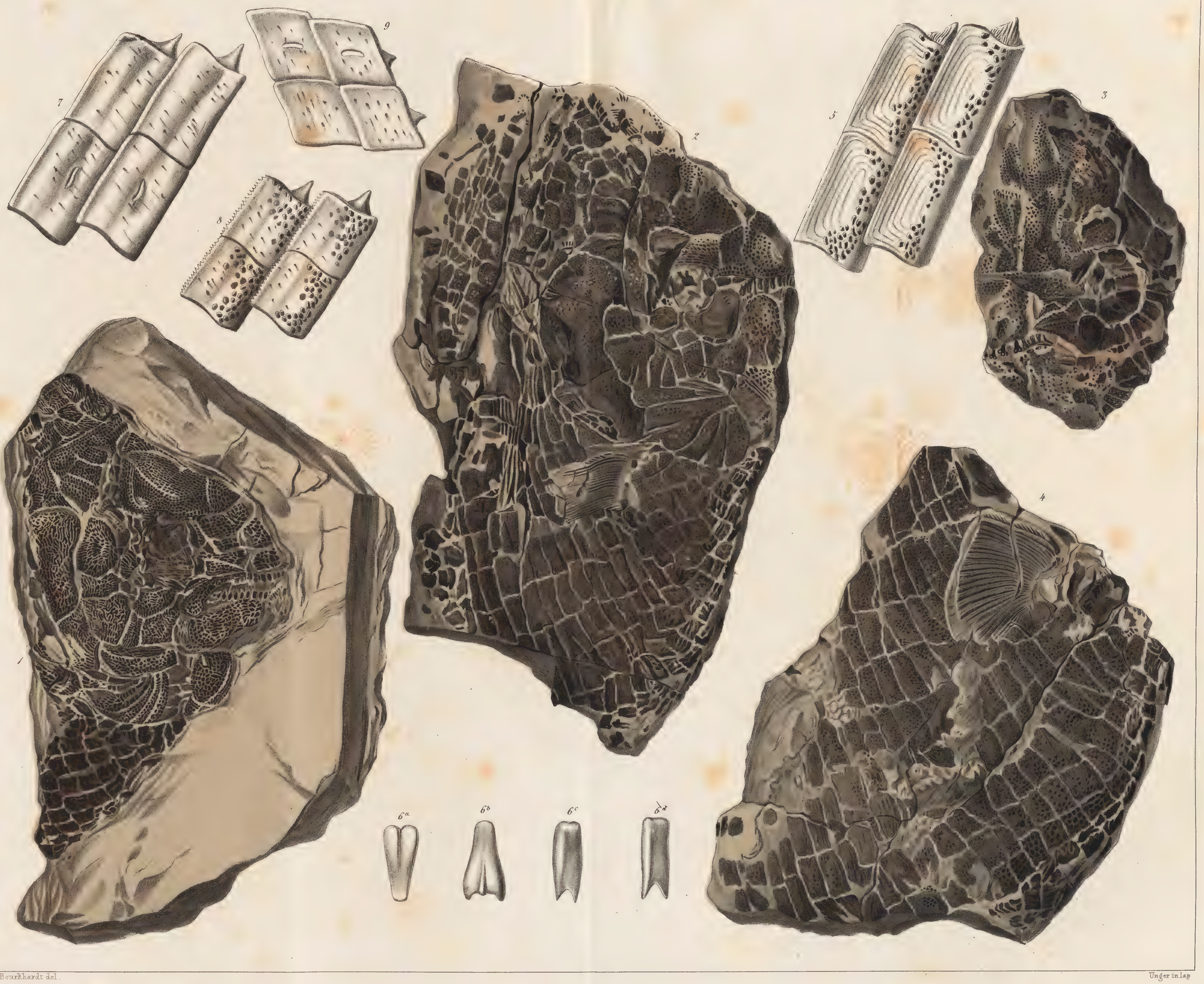

J. Bourkhardt del. Unger in lap

Fig. 1. 6c DAPEDIUS POLITUS de la Bèche. Fig. 2.3.4.5.6a 6b DAPEDIUS GRANULATUS Agass. Fig. 6d 7.8.9. DAPEDIUS PUNCTATUS Agass.

5.
6.
7.
4.
c
c
c

J. Dinkel del. [illegible] lap.

LAPERIUS COLEI [illegible]

J. Dinkel del.

Hellmuth in lap

DAPEDIUS ORBIS Agass.

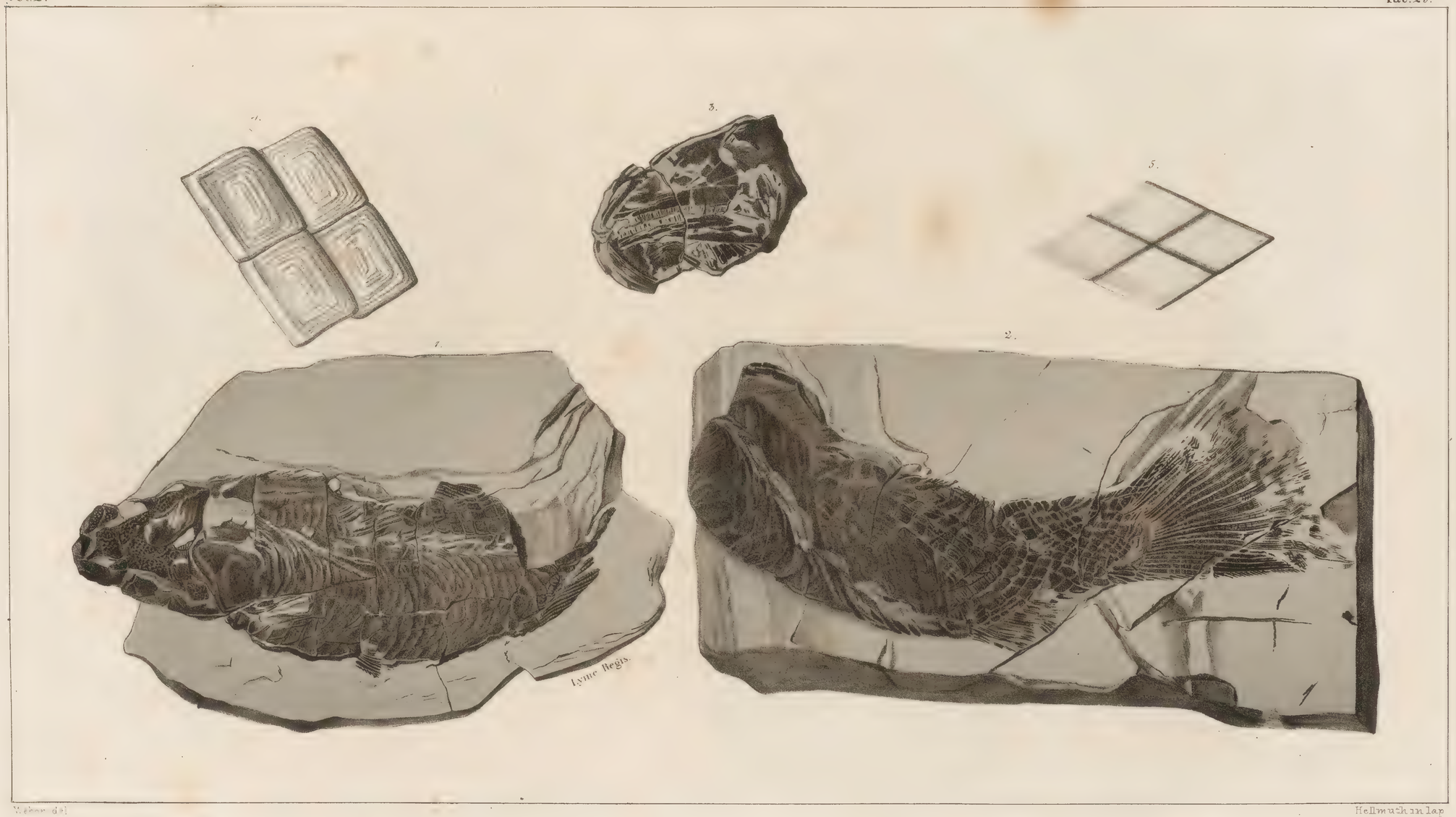

Weber del. Hellmuth in lap.

AMBULANTES MACROCEPHALUS Agass.

J. Dinkel. del.

C. Weber in Lap.

Fig 1. SEMIONOTUS LEPTOCEPHALUS Agass. Fig 2. 3. S: BERGERI Ag:

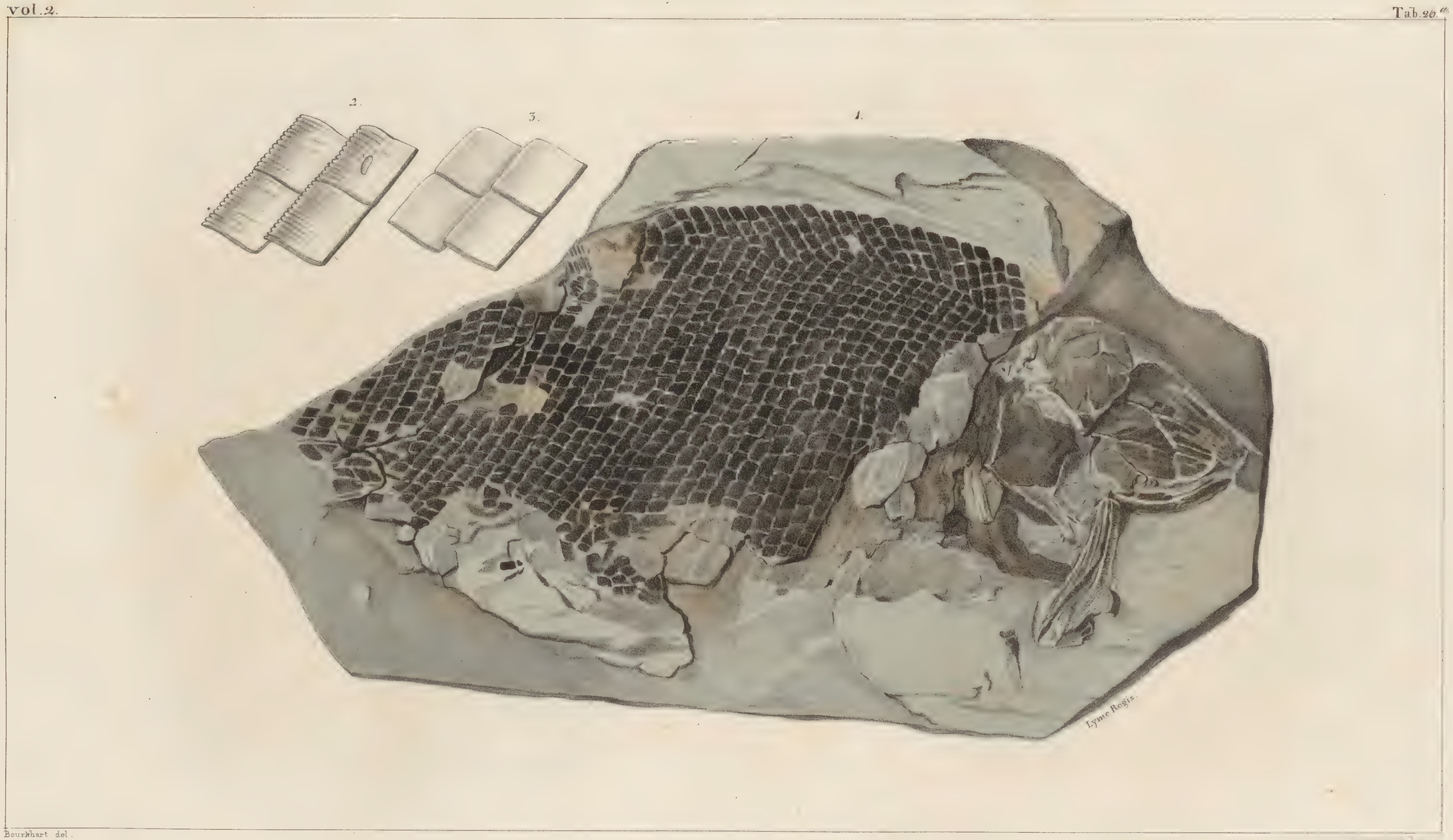

Bourkhart del.

SALMONOTUS BIOLÆDIFER Agass.

J. Dinkel del: C. Weber in Lap:

[illegible] LATUS Agass.

1

2

3

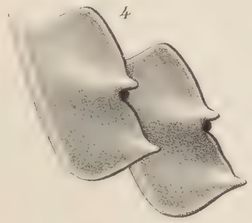
4

5


6

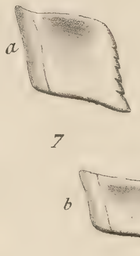

7

8

Lith. de N. colet à Neuchatel Suisse

Fig.1-5. [illegible] *Fig.6 et 7.* [illegible] *Fig.8.* [illegible]

C. Weber del. ad Nat. et in Lapid

LEPIDOTUS GIGAS Agass.

L. Weber ad Nat. del. et lith.

LEPIDOTUS GIGAS Agass.



[illegible] del. Hellmuth in lap.

[illegible] Agass.

Dinkel ad. nat. Bachfeld in lap

Lith. de Nicolet à Neuchatel

LEPIDOTUS SEMISERRATUS Ag.

Dakel del. Gagon lith.

Lith. de Nicolet à Ne[illegible]

Fig. 1. [illegible] *Fig. 2 et 3.* [illegible] *Fig. 4 et 5.* [illegible]
Fig. 7. [illegible] *Fig. 8-11.* [illegible] *Fig. 12.* [illegible]

J. Dinkel del. C. Weber in Lap.

Fig. 1. LEPIDOTUS UMBONATUS Agass. *Fig. 2. 3* L: RADIATUS Ag: *Fig. 4. 5. 6* L: SUBDENTICULATUS Ag:
Fig. 7. 8. 9 L: UNGUICULATUS Ag: *Fig. 10–15.* L: MANTELLII Ag:

2
4
5
6
3

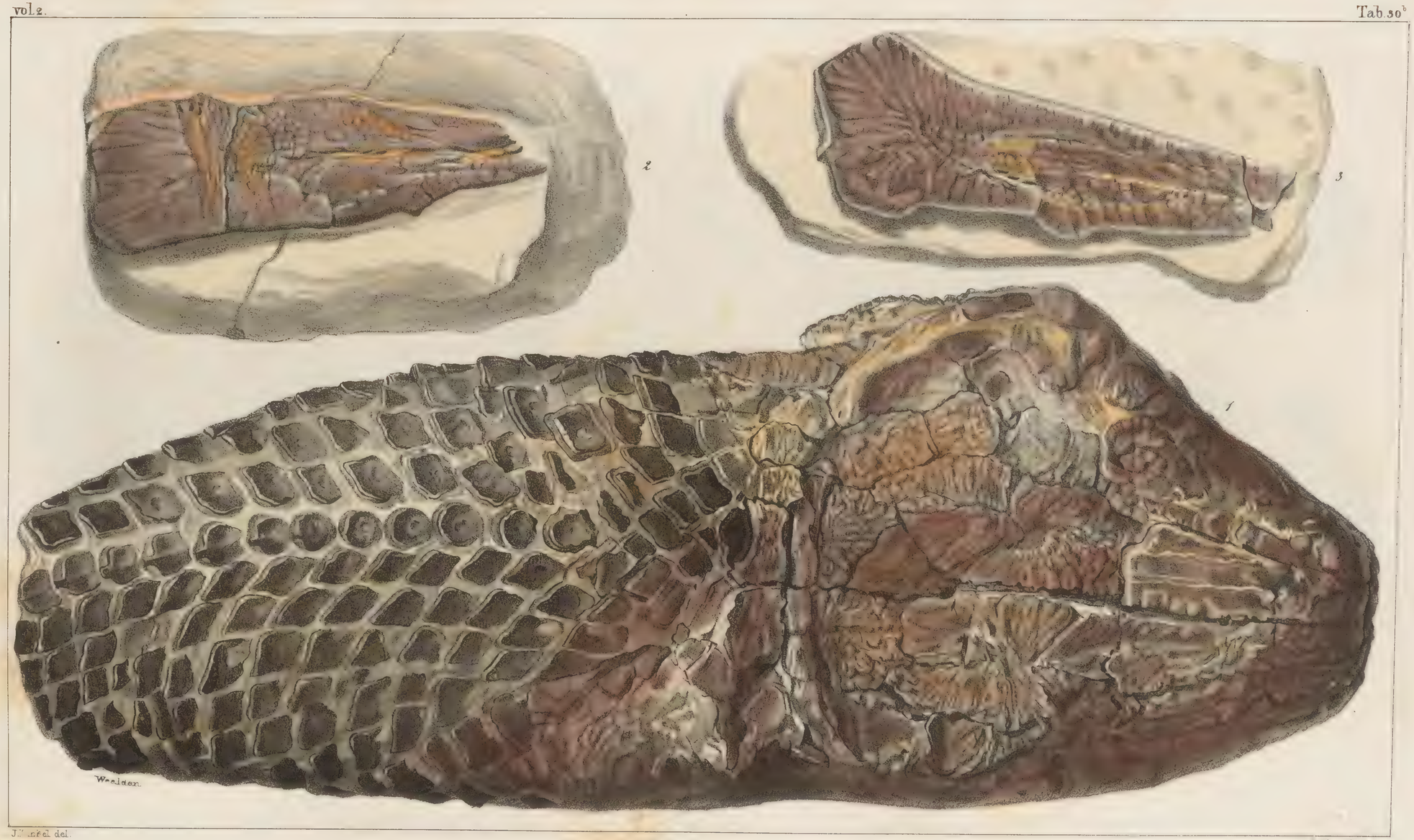

J. Winkel del. Hellmuth in lap.

LEPIDOTUS FITTONI. Agass.

Jos. Dinkel del. Hellmuth in lap.

[illegible] MANTELLI [illegible].



Lith. de Nicolet & Thez

[illegible]DOTUS [illegible]ULATUS Ag.

C. Weber del ad Nat. et in Lapid.

LEPIDOTUS ORNATUS Agass.



J.Dinkel del. Unger in Lith.

LEPIDOTUS UNDULATUS Unger.



Dinkel del. Bachelin lith.

LEPIDOTUS RUGOSUS Ag.

Imp. de Nicolet à Neuchâtel (Suisse)

LEPIDOTUS FIMBRIATUS Ag.

1.

2 b. 3 b. 4 b

Jos: Dinkel del.

C. Weber

LEPIDOTUS MINOR Agass.

Fig. 1-3. *Fig. 4.* *Fig. 5-7.*

Fig. 8 a 9.

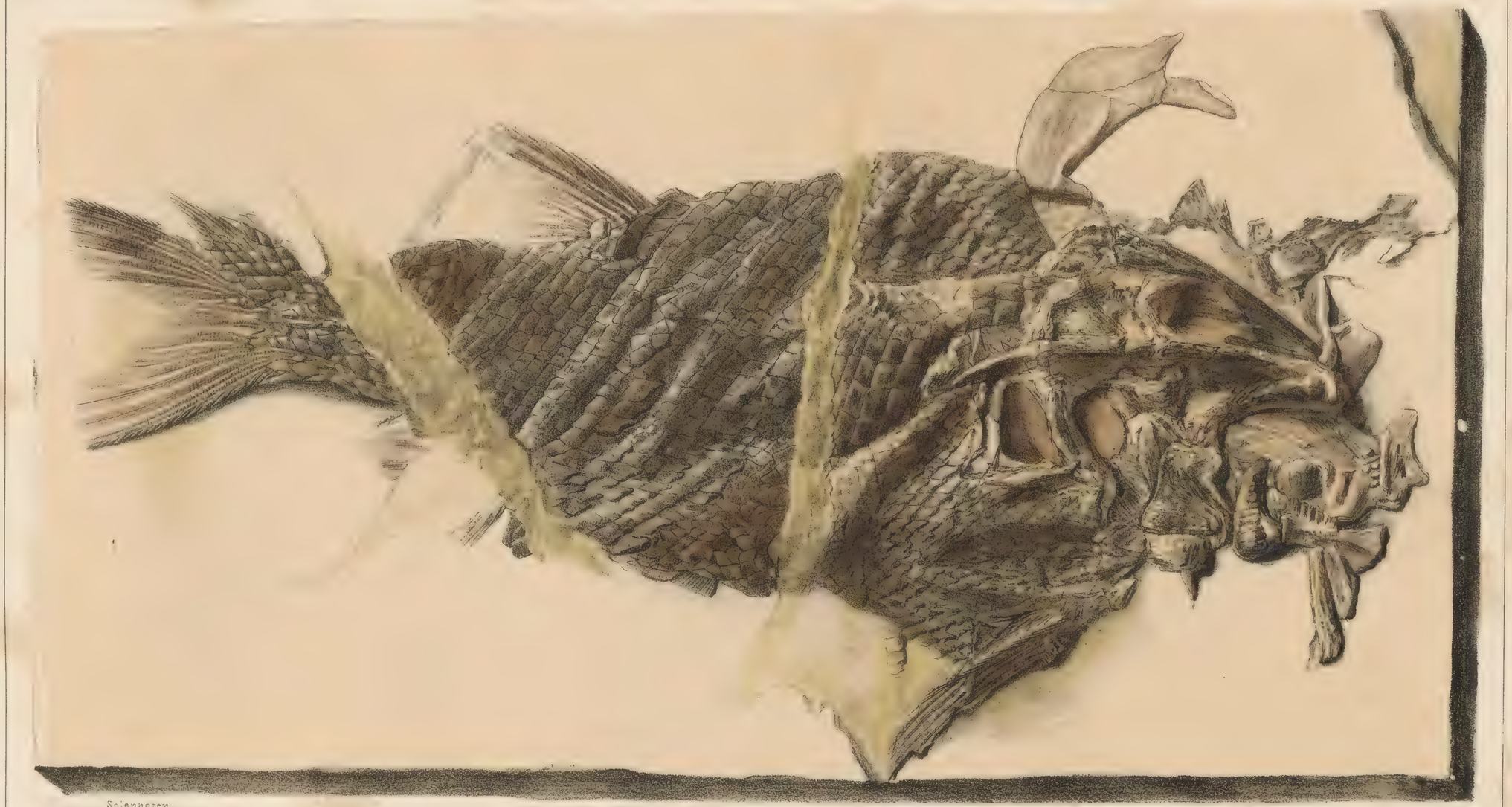

J. Dinkel del. Unger in lap.

LEPIDOTUS NOTOPTERUS Agass.

1.

3.

4.



2.

6.

7.

5.

Fig. 1. [illegible] – *Fig. 2-4.* [illegible] – *Fig. 5.* [illegible]
Fig. 6. 7. [illegible]



1.



2.

3.

4.

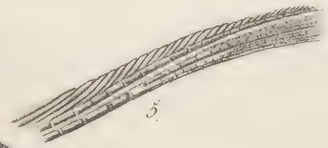

5.

7.

6.

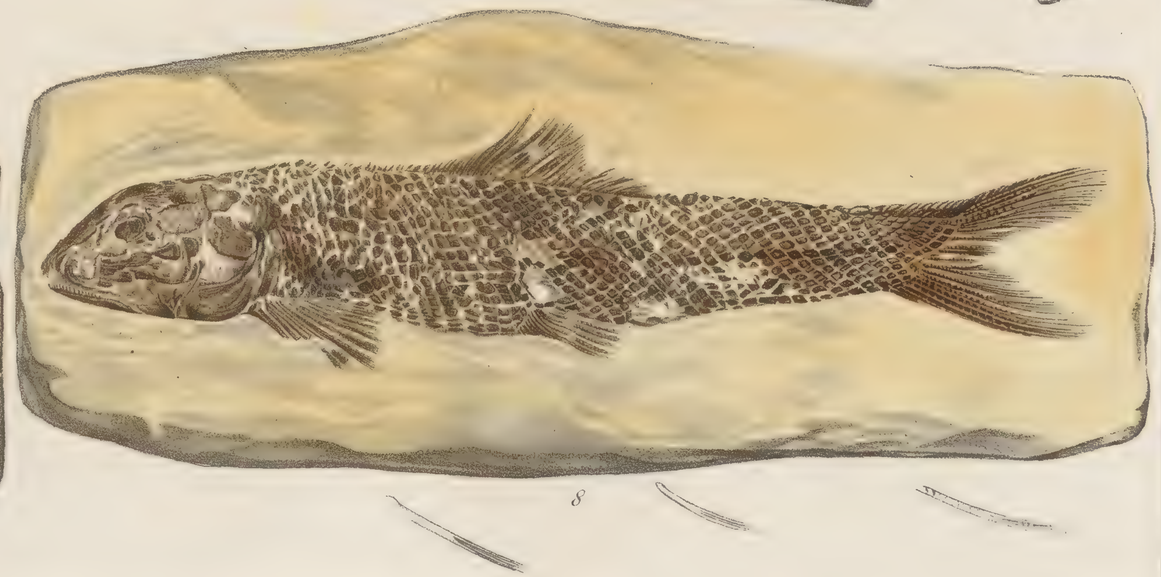

8.

Dunkel del. Jägerin lap

Lith. de Nicolet & Thez à Neuchatel / Suisse.

Fig. 1-5. PHOLIDOPHORUS LIMBATUS Ag. – *Fig. 6. 7.* PHOL. ORNATUS Ag. – *Fig. 8.* PHOL. FLESHERI Ag.



Dinkel del. Jäger in lap.

Fig. 1. PHOLIDOPHORUS MICROPS Ag. – *Fig. 2.* PHOL. LONGISERRATUS von Münst.
Fig. 3. PHOL. TENUISERRATUS von Münst – *Fig. 4.* PHOL. STRIOLARIS von Münst.

Fig. 1

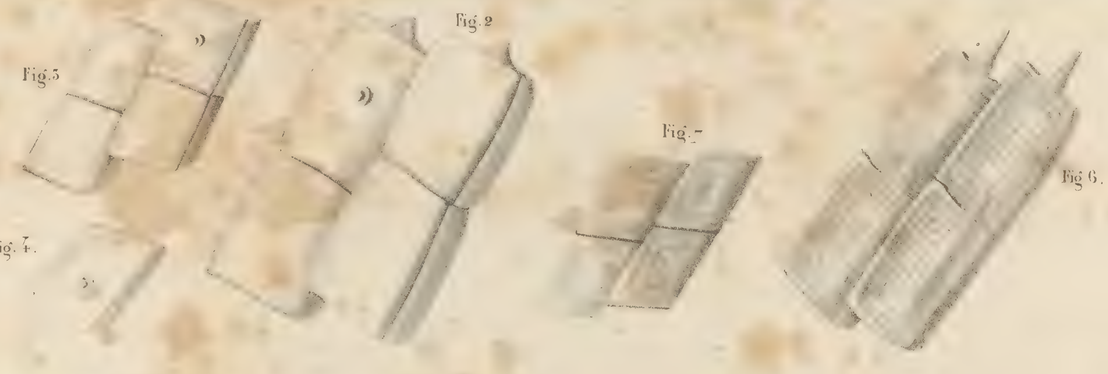



Fig. 5.

Weber pinx. Lith. de Nicolet à Neuchatel Soyer lith.

Fig. 1. [illegible]

C. Weber ad Nat. del. et in Lap. Rel.

PHOLIDOPHORUS MACROCEPHALUS Agass.

Koppel del C. Weber in lap



J.Dinkel del

Luth de Nicolet à Neuchâtel (Suisse)

Fig. 1. PHOLIDOPHORUS MICRONYX Agass. — *Fig. 2.* PH. GRACILIS v. Münst.
Fig. 3. PH. INTERMEDIUS v. Münst. — *Fig. 4.* PH. TENUISERRATUS v. Münst.

1.

1ª



3



3.

2

4ª



4.

Fig.1 [illegible] *Fig.2.* [illegible] *Fig.3.4.* [illegible] *Fig.5.* [illegible]

2

5

4

1

3

Lith de Nicolet a Neuchatel



2.

3

Lith. de Nicolet & Thex à Neuchatel (Suisse)





Jäger in lap. Lith. de Nicole à Neuchâtel

ASPIDORHYNCHUS ACUTIROSTRIS Ag.

Jn Bettannier in lap

Lith. de Nicolet à Neuchâtel. Suisse

ASPIDORHYNCHUS [illegible]



Dinkel del Bachfeld lith.

Lith. de Nicolet à Neuchatel (Suisse)

Fig. 1. MACROSEMIUS ROSERATUS Ag. *Fig. 2.* BELONOSTOMUS TIEDEMANNI Ag. *Fig. 3 et 4.* B. ACUTUS Ag.
Fig. 5. B. SPYRAENOIDES Ag.

Dinkel pinx

Lith. Nicolet à Neuchatel

OPHIOPSIS PROCERUS Agass.



Dinkel del. Hellmuth in Lapid

Fig. 1. NOTAGOGUS ZIETENII Agass. Fig. 2. NOTAGOGUS PENTHANDI Agass. Fig. 3. NOTAGOGUS LATIOR Agass.



Tornel del

Weber in lap

Koppel del. C. Weber in lap.

Fig. 1.2 MEGA[illegible] v. Münst. Fig. 3 [illegible]
Fig. 4 [illegible]RUS [illegible] v. Münst.



Dinkel ad nat. Jäger in lap.

Lith. de Nicolet et Jeanjaquet à Neuchatel (Suisse)

MEGALURUS LEPTODOTUS Ag.



C. Weber in lap.



Magnes. Limest.

Weber del. et in lap.

PYGOPTERUS MANDIBULARIS Agass.



J. Dinkel del.

PYGOPTERUS MAND[illegible]

Dinkel del.

Hellmuth in lapid

Dinkel del. Helln lith in lapid.

Fig.1-5. SAURICHTHYS ACUMINATUS Ag. *Fig.6-11.* S. APICALIS Ag. *Fig.12-15.* S. MOUGEOTI Ag. *Fig.16.* S. SEMICOSTATUS Münst.
Fig.17 et 18. S. LONGIDENS Ag. *Fig.19. et 20.* DENDRODUS STRIGATUS Ag.



Solenhofen.

Koppel del. C. Weber in lap.

CATURUS LATUS Münst.



J. Agassiz imp.

Lith. de Nicolet et Jeanjaquet a Neuchatel (Suisse)

FURCATUS Ag.



C. Weber del. & lith.

EUGNATHUS SPECIOSUS Agass.


a
b
c

Lias. Lyme Regis





Lias. Lyme Regis

J. Dinkel del.

C. Weber in Lap

Lyme-Regis.

1.

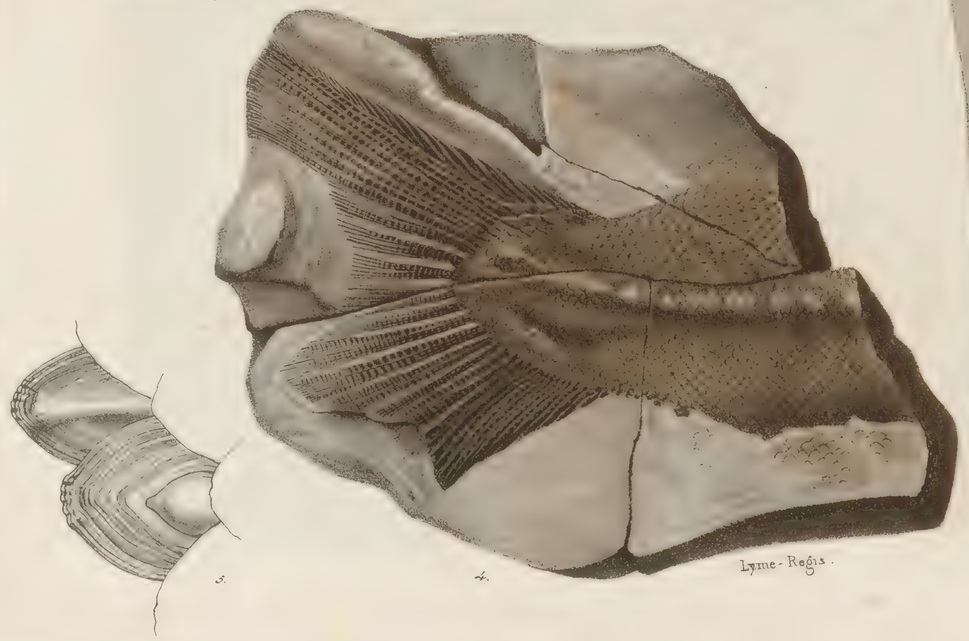

3.

4.

Lyme-Regis.

1'

2.

Lyme-Regis

Lymes-Regis. Lias.

3.

Dinkel del.

Lith de Nicolet à Neuchatel (Suisse)

Bettannier in lap.

Fig. 1. EUGNATHUS MINOR Ag. – *Fig. 2.* EUGN. POLYODON Ag. – *Fig. 3.* PACHYCORMUS MACRURUS Ag.
Fig. 4. 5. PACH. HETERURUS Ag.

Fig. 1-3. *Fig. 4.* *Fig. 5 & 6.*



J. Dinkel del.

Dinkel ad nat. Jagen in lap.

Lith. de [illegible] à Neuchatel

Dinkel del. Weber in Lapid.

SAURORUS [illegible]HANUS Agass.



Köppel del. C. Weber in lap.

Fig. 1–3. [illegible]OPS CEPHALUS [illegible] gass. Fig. 4–6. [illegible] gass.
Fig. 7–8. [illegible] POLYSP[illegible] gass.

Fig. 1. Fig. 2-4. Fig. 5.

J. Dinkel del

C. Weber in lap

COELACANTHUS GRANULATUS Agass.



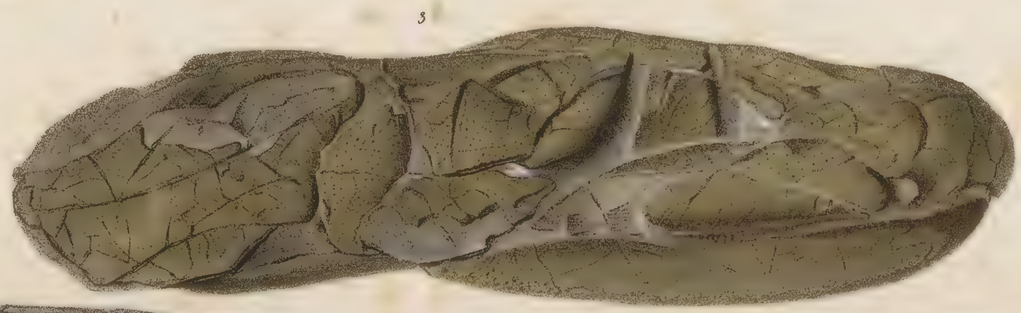

½ gr nat

Weber ad nat. et in lap.

MEGALICHTHYS

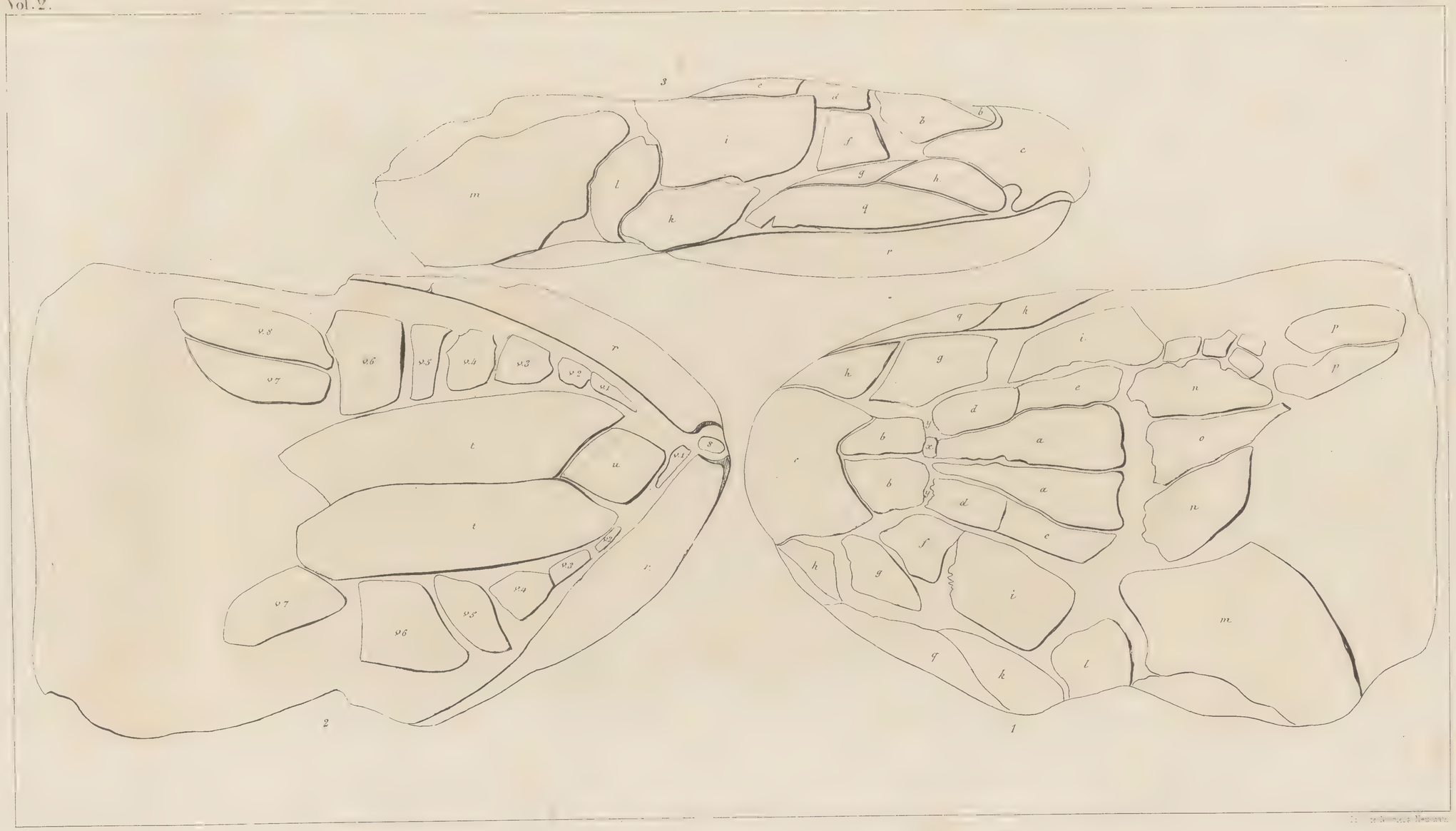
3
e
d
b
b
c
f
i
m
l
g
h
k
q
r
r
s
t
u
t
r
2
1

Weber del et in lap.

MEGALONCHUS HUBBERTI Agass.

J.Dinkel del C.Weber in lap

THRISSOPS MICROPODIUS Agass.



Dinkel del. Bachfeld lith. Lith. de Nicolet à Neuchâtel

THRISSOPS FORMOSUS

Jos Dinkel del.

C Weber in lap.

MACRO[illegible]

J. Dinkel del. C. Weber in lap.

[illegible] Agass.

MACROPOMA MANTELLII Agass.

J. Dinkel del.

im Ravensbergischen.

Köppel del. C. Weber lith.

THRASSOPS [illegible]. Münst.

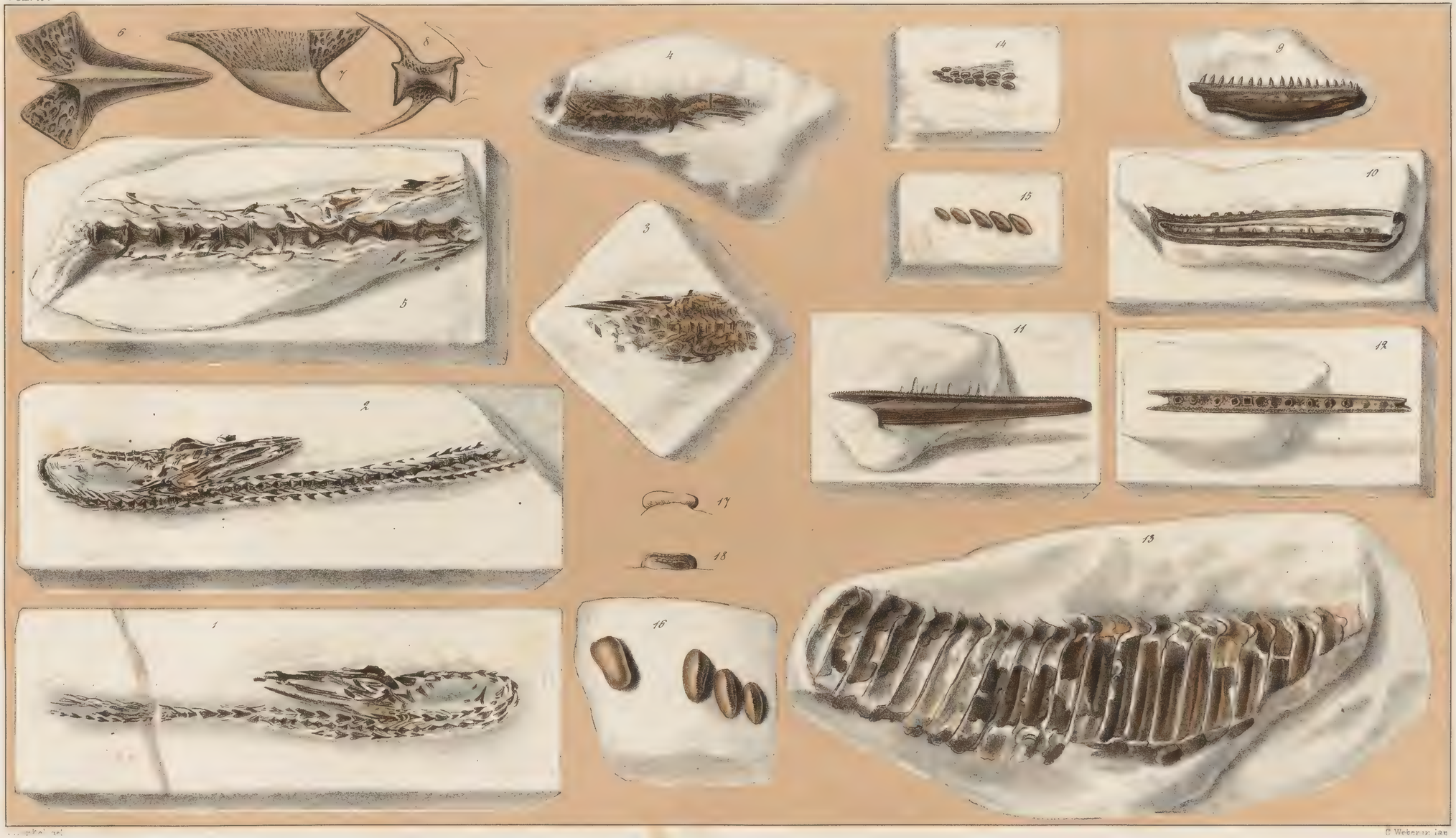

Fig. 1–8 [illegible] Fig. 9 [illegible]. Fig. 10–12 [illegible]
Fig. 14–15 [illegible]. Fig. 16–18 [illegible].

Koppel del.

Solenhofen

Koppe del. C. Weber in lap.

[illegible] FRONTANUS [illegible]

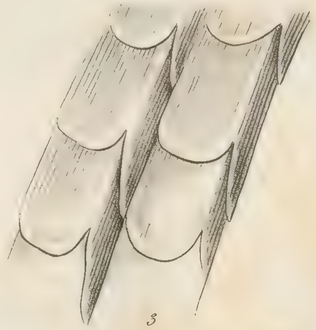

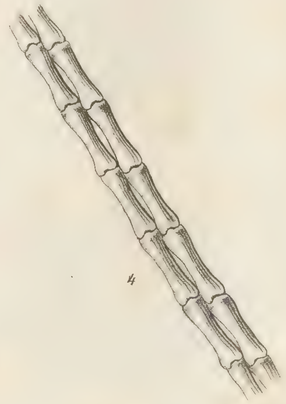

Koppel del

C. Weber in Lap

GYRODUS RUGOSUS Münst.



Dinkel del. Lith. de Nicolet à Neuchatel (Suisse)

Fig. 1-3. PHYLLODUS TOLIAPICUS Ag. Fig. 4. 5. PH. PLANUS Ag. — Fig. 6. PH. POLYODUS Ag. — Fig. 8. 9. PH. MARGINALIS Ag. — Fig. 10. 11. GYRONCHUS OBLONGUS Ag. — Fig. 12. GYRODUS LÆVIOR Ag.
Fig. 13. GYR. CRETACEUS Ag. — Fig. 14. GYR. MINOR Ag. — Fig. 15. GYR. TRIGONUS Ag. — Fig. 16. GYR. RUGULOSUS Ag. — Fig. 17. GYR. MÜNSTERI Ag. — Fig. 18. GYR. MANTELLII Ag.
Fig. 19. GYR. RUNCINATUS Ag. — Fig. 20. GYR. RADIATUS Ag. — Fig. 21-23. GYR. CUVIERI Ag. — Fig. 24. GYR. PUNCTATUS Ag. — Fig. 25. 26. GYR. JURASSICUS Ag. — Fig. 27. 28. GYR. UMBILICUS Ag.



Lith. de Nicolet à Neuchatel

MICRODON ELEGANS Ag.

Dinkel ad nat. Schmidt in lith.

[illegible] ranjaquet Neuchatel Suisse)

Fig. 1 et 2. MICROBON RADIATUS Ag. — *Fig. 3.* MICR. ANALIS Ag. — *Fig. 4 et 5.* MICR. HEXAGONUS Ag.

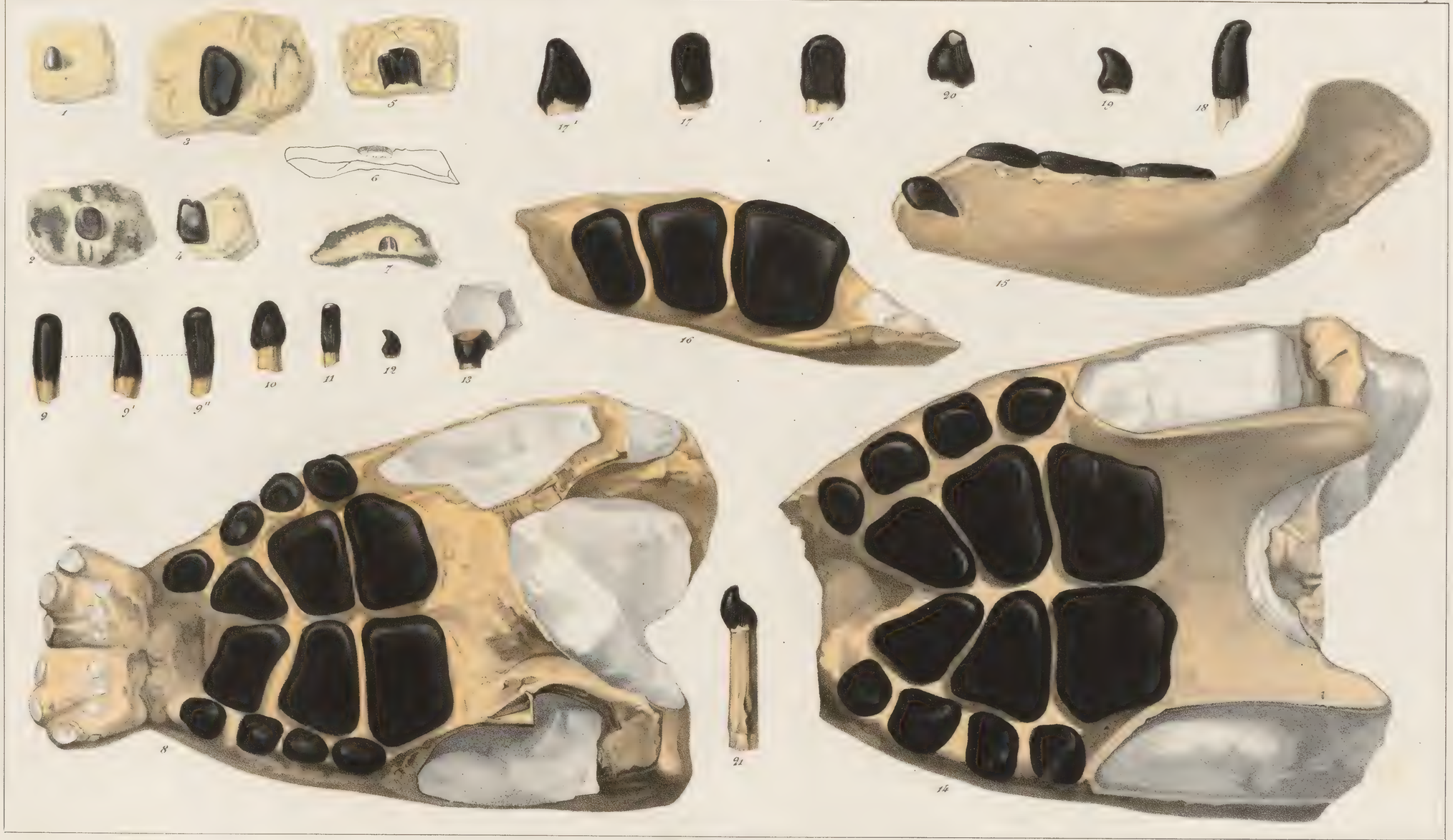

Lith. de Nicolet à Neuchatel A Bettanier in lap.

Fig. 1-7. PLAGIOLOPHUS PRESSUS Ag. – *Fig. 8-13.* PL. ANDRIANI v. Mey. *Fig. 14-21.* PL. FIGAS Ag.

Lith. de Nicolet à Neuchatel. Bettannier in lap.

Fig. 1-5. PLACODUS [illegible] Ag. *Fig. 6-12.* [illegible]
Fig. 13. PLACODUS GIGAS Ag. *Fig. 14.* [illegible]

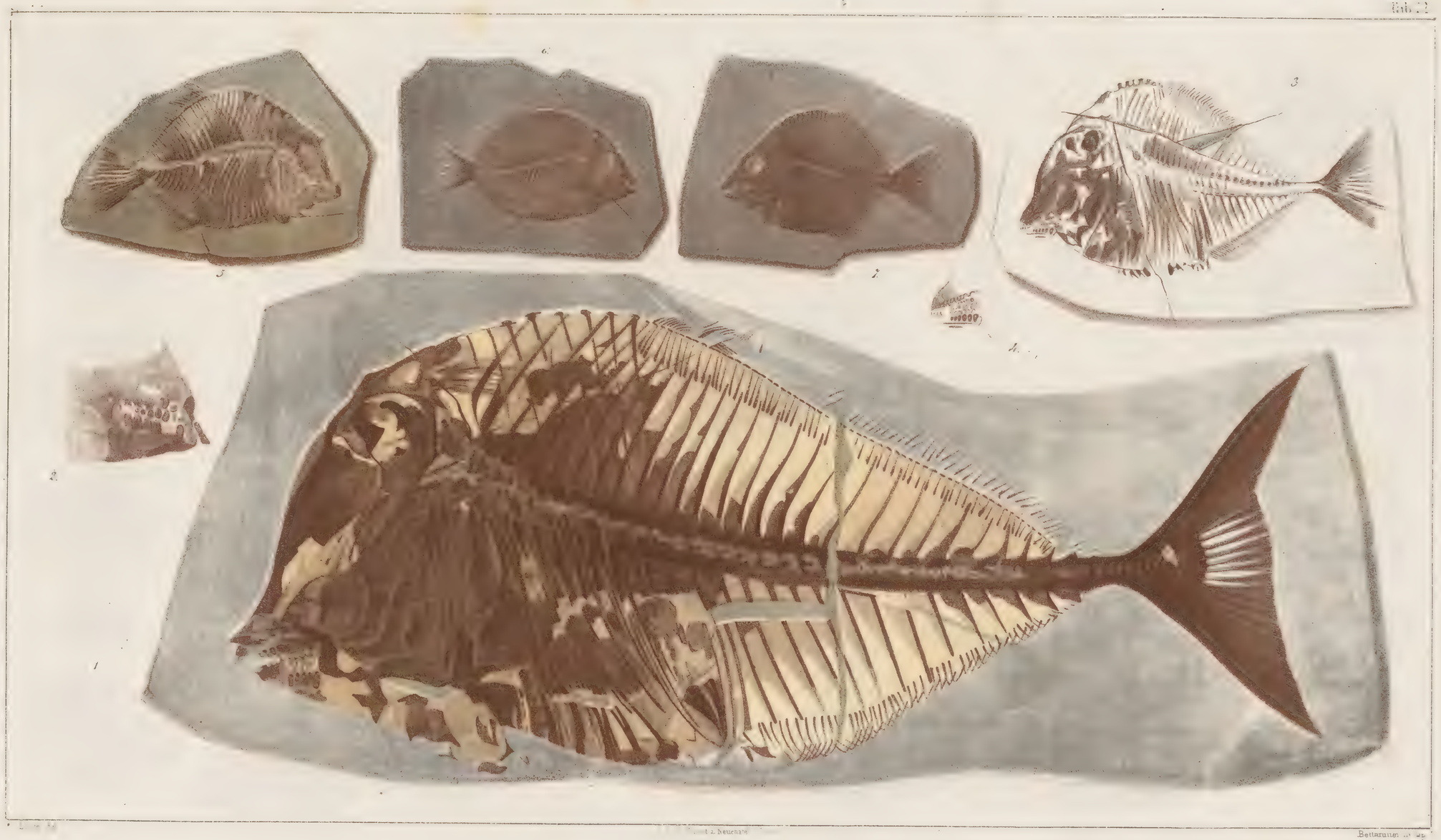

Fig. 1-4. PYCNODUS PLATESSUS Ag. — Fig. 5-7. PYC. RHOMBUS Ag.

Fig. 1-4. PYCNODUS UMBONATUS A.ǵ. – *Fig. 5.* PYC. OVALIS A.ǵ. – *Fig. 6-14.* PYC. MANTELLII A.ǵ. – *Fig. 15-22.* PYC. BUCKLANDI A.ǵ. – *Fig. 23.* PYC. RUGULOSUS A.ǵ. *Fig. 24-25.* PYC. DIDYMUS A.ǵ. – *Fig. 26-39.* PYC. MUNSTERII A.ǵ. – *Fig. 40-48.* PYC. COMPLANATUS A.ǵ. – *Fig. 49-54.* PYC. HUGII A.ǵ. – *Fig. 55.* PYC. TOLIAPICUS A.ǵ. *Fig. 56-58.* PYC. GIGAS A.ǵ. – *Fig. 59.* PYC. SUBCLAVATUS A.ǵ. – *Fig. 60.* PYC. CRETACEUS A.ǵ. – *Fig. 60. 61.* PERIODUS KÖNIGII A.ǵ.

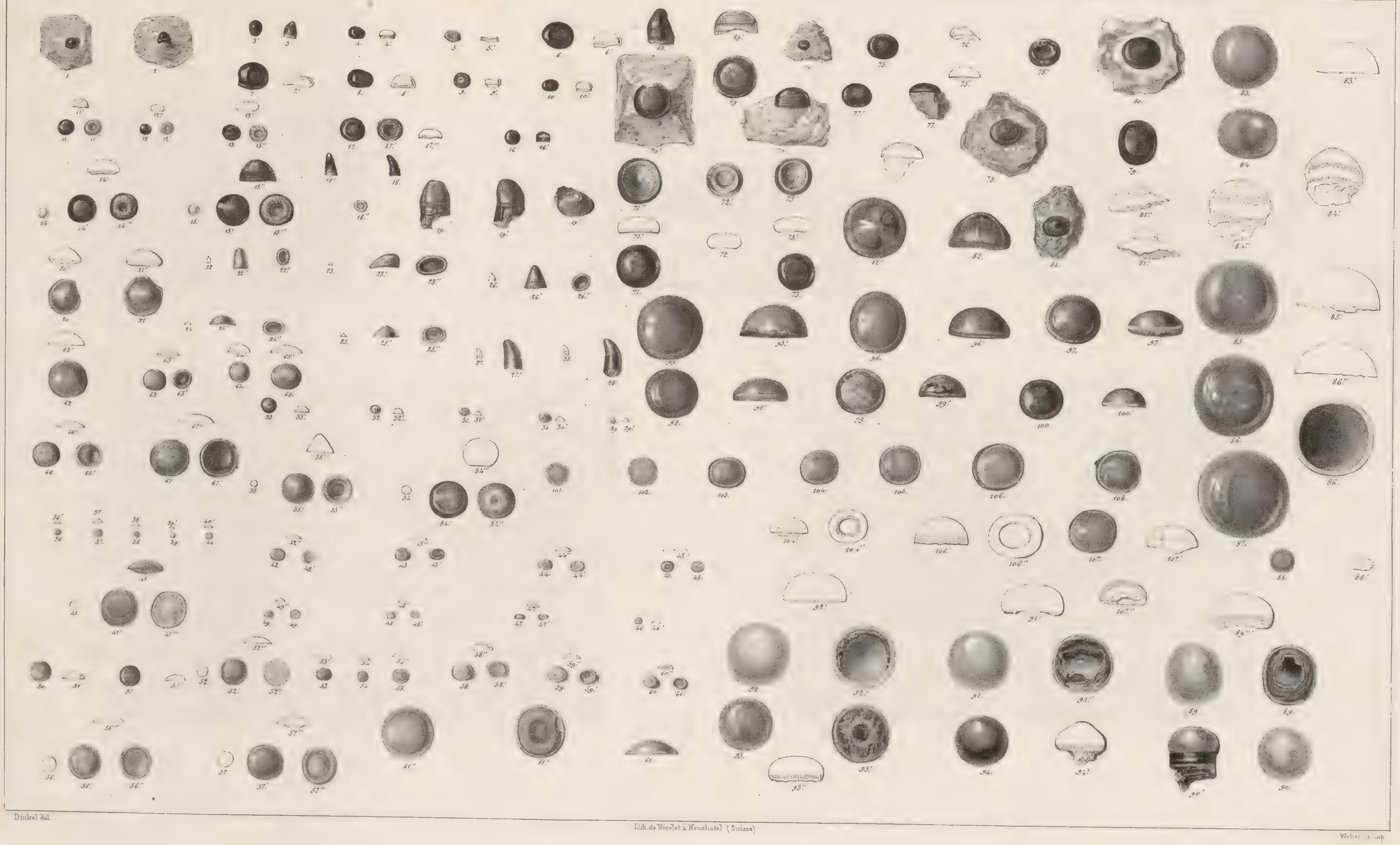

Dinkel del. Lith. de Nicolet à Neuchatel (Suisse) Welter lith.

Fig. 1. 2. SPHAERODUS MAMMILARIS Ag. = Fig. 3-10. SPH. DEPRESSUS Ag. = Fig. 11-18. SPH. PARVUS Ag. = Fig. 19. SPH. TRUNCATUS Ag. Fig. 20-21. SPH. OCULUS SERPENTIS Ag. = Fig. 22-61. SPH. LENS Ag. = Fig. 62-67. SPH. DISCUS Ag. = Fig. 68-70. SPH. CINCTUS Ag. = Fig. 71.-73. SPH. MITRULA Ag. Fig. 74-81. SPH. IRREGULARIS Ag. = Fig. 82. SPH. CONICUS Ag. Fig. 83-94. SPH. GIGAS Ag. = Fig. 95-100. SPH. ANNULARIS Ag. = Fig. 101-108. SPH. CRASSUS Ag.

3.



1.

2.

3

4.

Dinkel. del. Lith de Nicolet à Neuchatel (Suisse) Bourkardt. in Lap.

Fig. 1. CALAMOSTOMA BREVICULUM Ag. — *Fig. 2. 3.* DIODON TENUISPINUS Ag. — *Fig. 4. 5.* OSTRACION MICRURUS Ag.

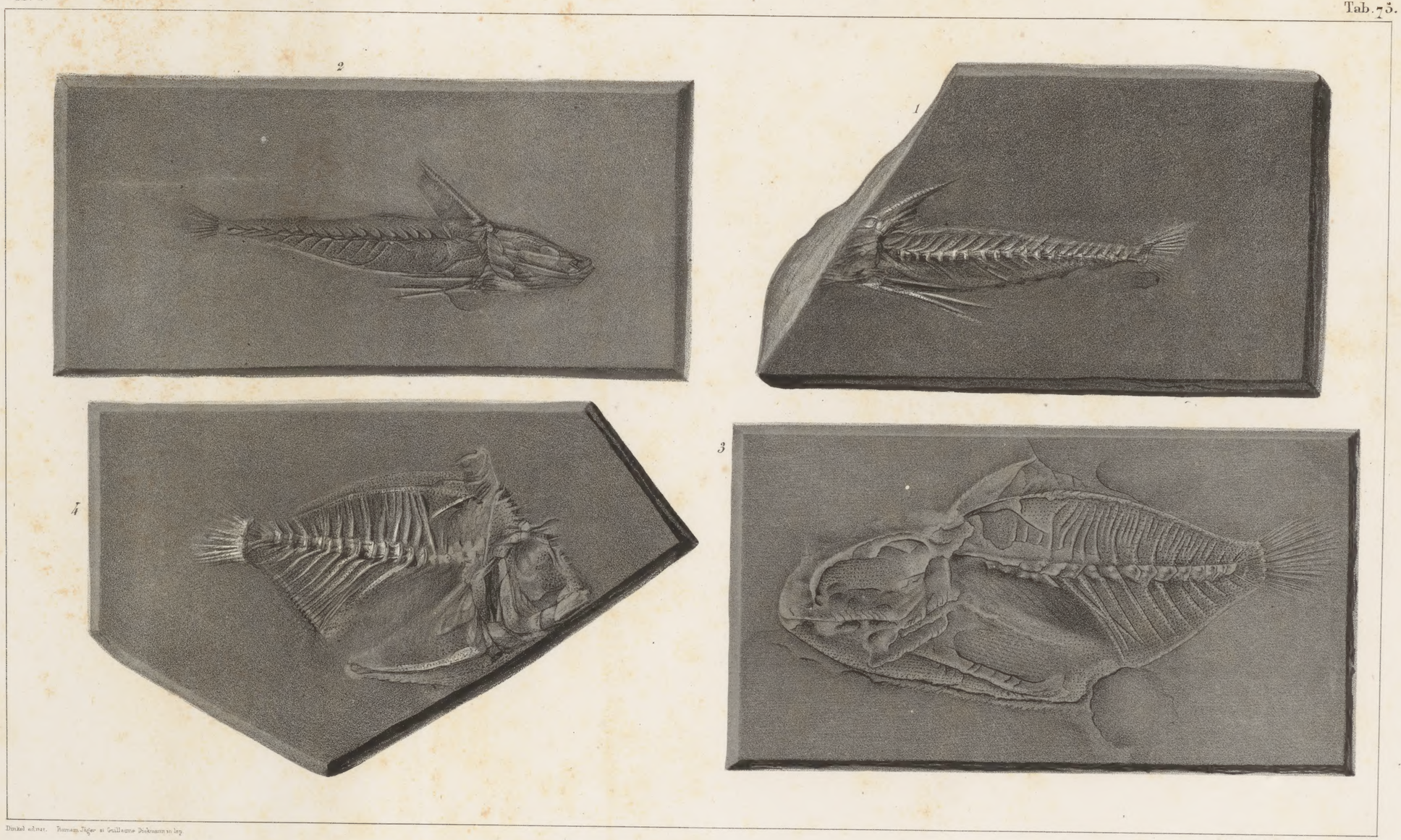

Dinkel ad nat. Romain Jäger et Guillaume Dickmann in lap.

Lith. de Nicolet et Jeanjaquet à Neuchatel (Suisse)

Fig. 1 et 2 PLEURACANTHUS SERRATUS Ag. – *Fig. 3.* ACANTHODERMA OVALE Ag. – *Fig. 4.* ACANTHO. SPINOSUM Ag.