X-A

BIBLIOTHÈQUE

DE

LOUIS AGASSIZ.

4,2

Alex. Agassiz.

Library of the Museum

OF

COMPARATIVE ZOÖLOGY,

AT HARVARD COLLEGE, CAMBRIDGE, MASS.

Founded by private subscription, in 1861.

Deposited by Alex. Agassiz
from the Library of LOUIS AGASSIZ.

No. 1303.
Entered April 13, 1903.

POISSONS FOSSILES.

RECHERCHES

SUR LES

POISSONS FOSSILES,

PAR

L. AGASSIZ.

L. AGASSIZ.

ATLAS, TOME II.

CONTENANT 149 PLANCHES DE L'ORDRE DES GANOIDES.

NEUCHATEL, EN SUISSE.

Aux frais de l'auteur,

LITHOGRAPHIE DE H. NICOLET.

1835—45.

ORDRE DES PLANCHES DU SECOND VOLUME.

Tab. A. Squelette de *Lepidosteus* (1re livr.)
Tab. B. Ecailles de *Lepidosteus* (1re livr.)
Tab. B'. *Lepidosteus osseus* (15e et 16e livr.)
Tab. B''. *Lepidosteus osseus* (15e et 16e livr.)
Tab. C. Squelette de *Polypterus* (1re livr.)
Tab. C*a*. *Polypterus Bichir* (15e et 16e livr.)
Tab. D. Squelettes restaurés de *Platysomus*, de *Macrosemius* et de *Caturus* (6e livr.)
Tab. E. *Acipenser Ruthenus* (17e livr.)
Tab. F. Squelette de *Balistes* (2e livr.)
Tab. G. Dents de *Lepidosteus* et *Polypterus* (15e et 16e livr.)
Tab. H. Dents de Sauroïdes, *Pygopterus*, *Saurichthys*, *Megalichthys*, *Saurostomus* et *Cricodus* (17e livr.)
Tab. J. Dents de Pycnodontes (18e livr.)
Tab. 1. *Acanthodes Bronnii* (1re livr.)
Tab. 1*a*. *Cephalaspis Lyellii* (8e et 9e livr.)
Tab. 1*b*. *Cephalaspis Lyellii*, *rostratus*, *Lewesii* et *Lloydii* (8e et 9e livr.)
Tab. 1*c*. *Acanthodes sulcatus*, *Cheiracanthus Murchisoni* et *minor* (6e livr.)
Tab. 1*d*. *Cheirolepis Traillii* (6e livr.)
Tab. 1*e*. *Cheirolepis Uragus* et *Traillii* (6e livr.)
Tab. 2. *Dipterus macropygopterus*, *brachypygopterus*, *Valenciennesii* et *macrolepidotus* (1re livr.)
Tab. 2*a*. *Dipterus macrolepidotus* (7e livr.)
Tab. 2*b*. *Osteolepis macrolepidotus* (6e livr.)
Tab. 2*c*. *Osteolepis macrolepidotus* et *microlepidotus* (6e livr.)
Tab. 2*d*. *Osteolepis arenatus* (6e livr.)
Tab. 3. *Amblypterus macropterus* et *eupterygius* (1re livr.)
Tab. 4. *Amblypterus lateralis* et *latus* (1re livr.)
Tab. 4*a*. — N'existe pas.
Tab. 4*b*. *Amblypterus nemopterus* et *striatus* (6e livr.)
Tab. 4*c*. *Amblypterus punctatus*, *Palæoniscus carinatus* (6e livr.)
Tab. 5. *Palæoniscus Blainvillei* (1re livr.)
Tab. 6. *Palæoniscus Voltzii* (1re livr.)
Tab. 7. *Palæoniscus Duvernoy* (1re livr.)
Tab. 8. *Palæoniscus minutus* et *fultus* (6e livr.)
Tab. 9. *Palæoniscus angustus* et *macropomus* (3e livr.)
Tab. 10. *Palæoniscus vratislaviensis* et *lepidurus* (6e livr.)
Tab. 10*a*. *Palæoniscus Robisoni*, *striolatus* et *ornatissimus* (6e livr.)
Tab. 10*b*. *Palæoniscus comtus* et *elegans* (7e livr.)
Tab. 10*c*. *Palæoniscus glaphyrus*, *macrophthalmus* et *longissimus* (6e livr.)
Tab. 11. (par erreur vol. 3). *Palæoniscus Freieslebenii* (2e livr.)
Tab. 12. *Palæoniscus Freieslebenii* (2e livr.)
Tab. 13. *Palæoniscus magnus* (3e livr.)
Tab. 14. *Palæoniscus magnus* (3e livr.)
Tab. 14*a*. *Eurynotus crenatus* (7e livr.)
Tab. 14*b*. *Eurynotus crenatus* (6e livr.)
Tab. 15. *Platysomus gibbosus* (2e livr.)
Tab. 16. *Platysomus rhombus* (2e livr.)
Tab. 17. *Platysomus striatus* (18e livr.)
Tab. 18. *Platysomus macrurus* et *parvus* (17e livr.)
Tab. 19. *Gyrolepis Albertii*, *maximus* et *tenuistriatus*, *Holoptychius giganteus* (18e livr.)
Tab. 20. — N'existe pas.
Tab. 21. *Tetragonolepis dorsalis* et *ovalis* (5e livr.)
Tab. 21*a*. *Tetragonolepis dorsalis* et *monilifer* (7e livr.)
Tab. 22. *Tetragonolepis Bouei* et *semicinctus* (2e livr.)
Tab. 23. *Tetragonolepis angulifer* (5e livr.)
Tab. 23*a*. *Tetragonolepis confluens*, *radiatus* et *leiosomus* (18e livr.)
Tab. 23*b*. *Tetragonolepis speciosus* (15e et 16e livr.)
Tab. 23*c*. *Tetragonolepis pustulatus* (15e et 16e livr.)
Tab. 23*d*. *Tetragonolepis Leachii* (6e livr.)
Tab. 23*d*. (bis) (par erreur 23*e*) *Tetragonolepis Leachii* (10e et 12e livr.)
Tab. 23*e*. *Tetragonolepis heteroderma*, *mastodonteus* et *pholidotus* (17e livr.)
Tab. 24. *Tetragonolepis Magneville* (3e livr.)
Tab. 25. *Dapedius politus*, *granulatus* et *punctatus* (6e livr.)
Tab. 25*a*. *Dapedius punctatus* (6e livr.)
Tab. 25*b*. *Dapedius Colei* (6e livr.)
Tab. 25*c*. *Dapedius Colei* (5e livr.)
Tab. 25*d*. *Dapedius orbis* (6e livr.)
Tab. 25*e*. *Amblyurus macrostomus* (6e livr.)
Tab. 26. *Semionotus leptocephalus* et *Bergeri* (2e livr.)
Tab. 26*a*. *Semionotus rhombifer* (7e livr.)
Tab. 27. *Semionotus latus* (2e livr.)
Tab. 27*a*. *Semionotus Nilsonii* et *striatus* et *Lepidotus minor* (18e livr.)
Tab. 28. *Lepidotus Gigas* (2e livr.)
Tab. 29. *Lepidotus Gigas* (2e livr.)
Tab. 29*a*. *Lepidotus semiserratus* (7e livr.)
Tab. 29*b*. *Lepidotus semiserratus* (18e livr.)
Tab. 29*c*. *Lepidotus lævis*, *unguiculatus*, *palliatus*, *tuberculatus*, *maximus* et *minor*. (18e livr.)
Tab. 30. *Lepidotus umbonatus*, *radiatus*, *subdenticulatus*, *unguiculatus* et *Mantellii* (2e livr.)
Tab. 30*a*. *Lepidotus Fittoni* (5e livr.)
Tab. 30*b*. *Lepidotus Fittoni* (5e livr.)
Tab. 30*c*. *Lepidotus Mantellii* (5e livr.)
Tab. 31. *Lepidotus serrulatus* (15e et 16e livr.)
Tab. 32. *Lepidotus ornatus* (2e livr.)
Tab. 33. *Lepidotus undatus* (2e livr.)
Tab. 33*a*. *Lepidotus rugosus* (15e et 16e livr.)
Tab. 33*b*. *Lepidotus fimbriatus* (10e et 12e livr.)
Tab. 34. *Lepidotus minor* (3e livr.)
Tab. 34*a*. *Lepidotus oblongus*, *striatus*, *speciosus* et *parvulus* (18e livr.)
Tab. 35. *Lepidotus notopterus* (5e livr.)
Tab. 36. *Microps furcatus*, *Ophiopsis penicillatus*, *dorsalis* et *Coccolepis Bucklandi* (15e et 16e livr.)
Tab. 37. *Pholidophorus limbatus*, *ornatus* et *Flesheri* (15e et 16e livr.)
Tab. 38. *Pholidophorus microps*, *longiserratus*, *tenuiserratus* et *striolaris* (15e et 16e livr.)
Tab. 39. (par erreur 49) *Pholidophorus Bechei* et *onychius* (8e et 9e livr.)
Tab. 40. *Pholidophorus macrocephalus* (2e livr.)
Tab. 41. *Pholidophorus latus* (10e et 12e livr.)
Tab. 42. *Pholidophorus micronyx*, *gracilis*, *intermedius* et *tenuiserratus* (11e livr.)
Tab. 42*a*. *Pholidophorus Hastingsiæ*, *angustus Stricklandi* et *minor* (15e et 16e livr.)
Tab. 43. (par erreur 42) *Pholidophorus latimanus* (11e livr.)
Tab. 44. *Blochius longirostris* (15e et 16e livr.)
Tab. 45. *Aspidorhynchus speciosus* (14e livr.)
Tab. 46. *Aspidorhynchus acutirostris* (14e livr.)
Tab. 47. *Aspidorhynchus ornatissimus* (14e livr.)
Tab. 47*a*. *Macrosemius rostratus*, *Belonostomus Münsteri*, *acutus* et *sphyrænoides* (18e livr.)
Tab. 48. *Ophiopsis procerus* (8e et 9e livr.)
Tab. 49. *Notagogus Zietenii*, *Pentlandi* et *latior* (4e livr.)
Tab. 50. *Notagogus denticulatus* et *Propterus microstomus* (10e et 12e livr.)
Tab. 51. *Megalurus elongatus*, *brevicostatus* et *parvus* (10e et 12e livr.)

Tab. 51 *a*. *Megalurus lepidotus* (14e livr.)
Tab. 52. *Acrolepis Sedgwickii* (10e et 12e livr.)
Tab. 53. *Pygopterus mandibularis* (10e et 12e livr.)
Tab. 53 *a*. *Pygopterus mandibularis* (10e et 12e livr.)
Tab. 54. *Pygopterus Humboldtii* (4e livr.)
Tab. 55. *Pygopterus Humboldtii* (4e livr.)
Tab. 55 *a*. *Saurichthys acuminatus*, *apicalis*, *Mougeoti*, *semicostatus*, *longidens* et *Dendrodus strigadus* (18e livr.)
Tab. 56. *Caturus latus* (10e et 12e livr.)
Tab. 56 *a*. *Caturus furcatus* (14e livr.)
Tab. 57. *Eugnathus speciosus* (10e et 12e livr.)
Tab. 57 *a*. *Eugnathus orthostomus* (14e livr.)
Tab. 57 *b*. *Eugnathus Chirotes* (14e livr.)
Tab. 58. *Eugnathus Philpotiæ* (10e et 12e livr.)
Tab. 58 *a*. *Eugnathus minor*, *polyodus* et *Pachycormus macrurus* et *heterurus* (10e et 12e livr.)
Tab. 58 *b*. *Ptycholepis bollensis*, *Saurostomus esocinus* et *Rhinellus furcatus* (18e livr.)
Tab. 59. *Pachycormus curtus* (10e et 12e livr.)
Tab. 59 *a*. *Pachycormus macropterus* (14e livr.)
Tab. 60. *Sauropsis longimanus* (4e livr.)
Tab. 61. *Thrissops cephalus* et *Leptolepis macrolepidotus* et *polyspondylus* (10e et 12e livr.)
Tab 61 *a*. *Leptolepis sprattiformis*, *Voithii* et *crassus* (10e et 12e livr.)
Tab. 62. *Cœlacanthus granulatus* (10e et 12e livr.)
Tab. 63. *Megalichthys Hibberti* (10e et 12e livr.)
Tab. 63 *a*. *Megalichthys Hibberti*, contour des os de la tête (18e livr.)
Tab. 64. *Megalichthys Hibberti* (10e et 12e liv.)
Tab. 65. *Thrissops micropodius* (5e livr.)
Tab. 65 *a*. *Thrissops formosus* (17e livr.)
Tab. 65 *a*. (bis) (par erreur 65 *a*) *Macropoma Mantellii* (8e et 9e livr.)
Tab. 65 *b*. *Macropoma Mantellii* (8e et 9e livr.)
Tab. 65 *c*. *Macropoma Mantellii* (8e et 9e livr.)
Tab. 65 *d*. *Macropoma Mantellii* (8e et 9e livr.)
Tab. 66. (par erreur 65) *Thrissops intermedius* (10e et 12e livr.)
Tab. 66 *a*. *Dercetis elongatus*, *Caturus similis*, *Belonostomus cinctus*, *Gyrodus angustus* et *Acrotemnus Faba* (8e et 9e livr.)
Tab. 67. *Gyrodus macrophthalmus* (10e et 12e livr.)
Tab. 68. *Gyrodus frontatus* (10e et 12e livr.)
Tab. 69. *Gyrodus rugosus* (10e et 12e livr.)
Tab. 69 *a*. (par erreur 60 *a*) *Phyllodus toliapicus*, *planus*, *polyodus*, *marginalis*, *Gyronchus oblongus*, *Gyrodus lævior*, etc. (10e et 12e livr.)
Tab. 69 *b*. *Microdon elegans* (13e livr.)
Tab. 69 *c*. *Microdon radiatus*, *analis* et *hexagonus* (14e livr.)
Tab. 70. *Placodus impressus*, *Andriani* et *Gigas* (10e et 12e livr.)
Tab. 71. *Placodus Münsteri*, *rostratus*, *Pycnodus Gigas* et *Nicoleti* (10e et 12e livr.)
Tab. 72. *Pycnodus Platessus*, *Rhombus* (10e et 12e livr.)
Tab. 72 *a*. *Pycnodus umbonatus*, etc., et *Periodus Königii* (10e et 12e livr.)
Tab. 73. *Sphærodus mammillaris*, *depressus*, *parvus*, etc. (10e et 12e livr.)
Tab. 74. *Calamostoma breviculum*, *Diodon tenuispinus* et *Ostracion micrurus* (10e et 12e livr.)
Tab. 75. *Pleuranthus serratus*, *Acanthoderma ovale* et *spinosum* (14e livr.)

ERRATA.

Ordre des planches du 3e vol. : Tab. 40 *a*. *Chimæra Mantellii* etc., *lisez* : (8e et 9e livr.) au lieu de (15e et 16e livr.)
» » du 5e vol. : Tab. 60. *Mallotus villosus*, lisez : (11e livr.) au lieu de (4e livr.)

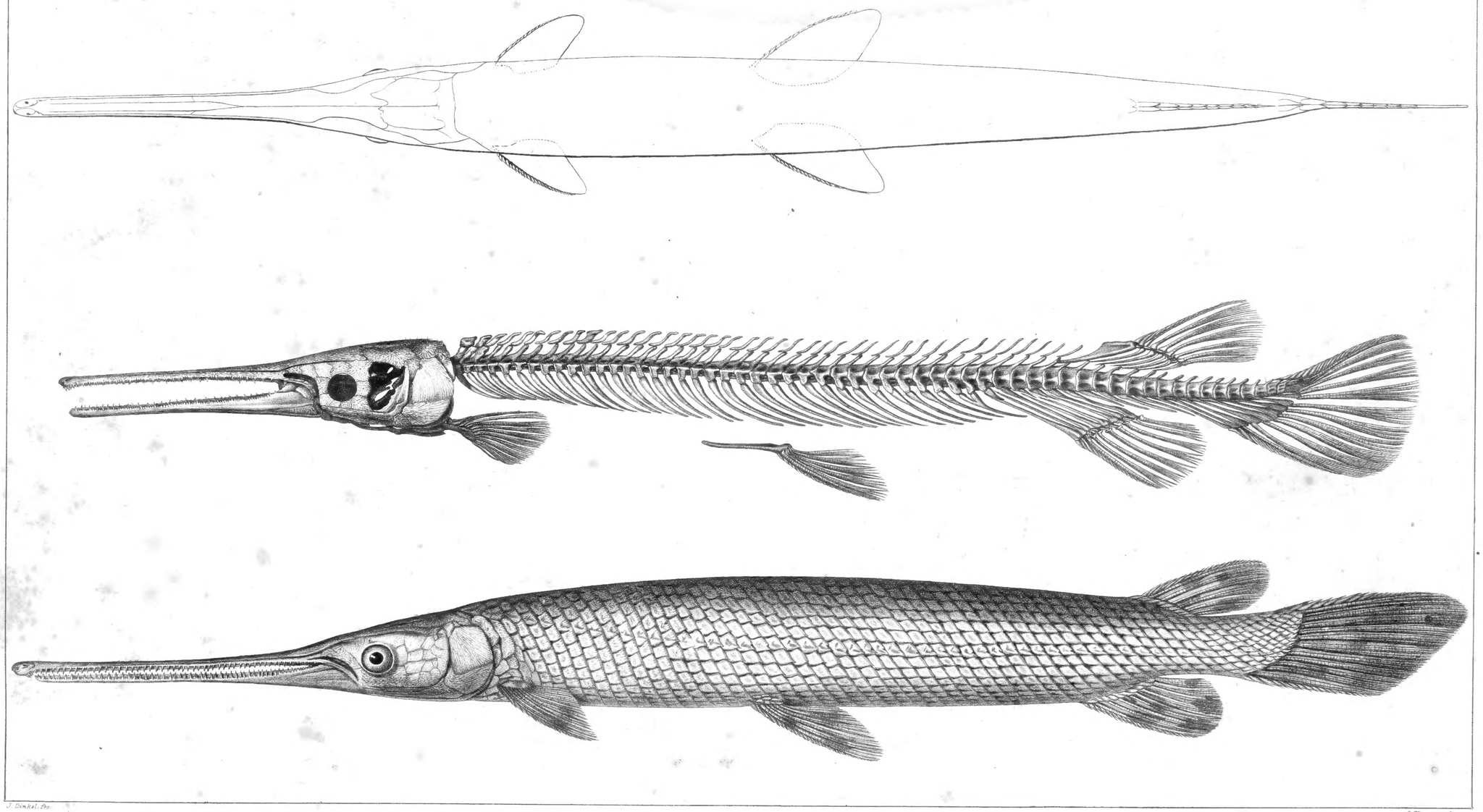

J. Dinkel. fec.

J. Unger in Lap.

LEPIDOSTEUS.

Tab. B.

LEPIDOSTEUS.

vol. 2.

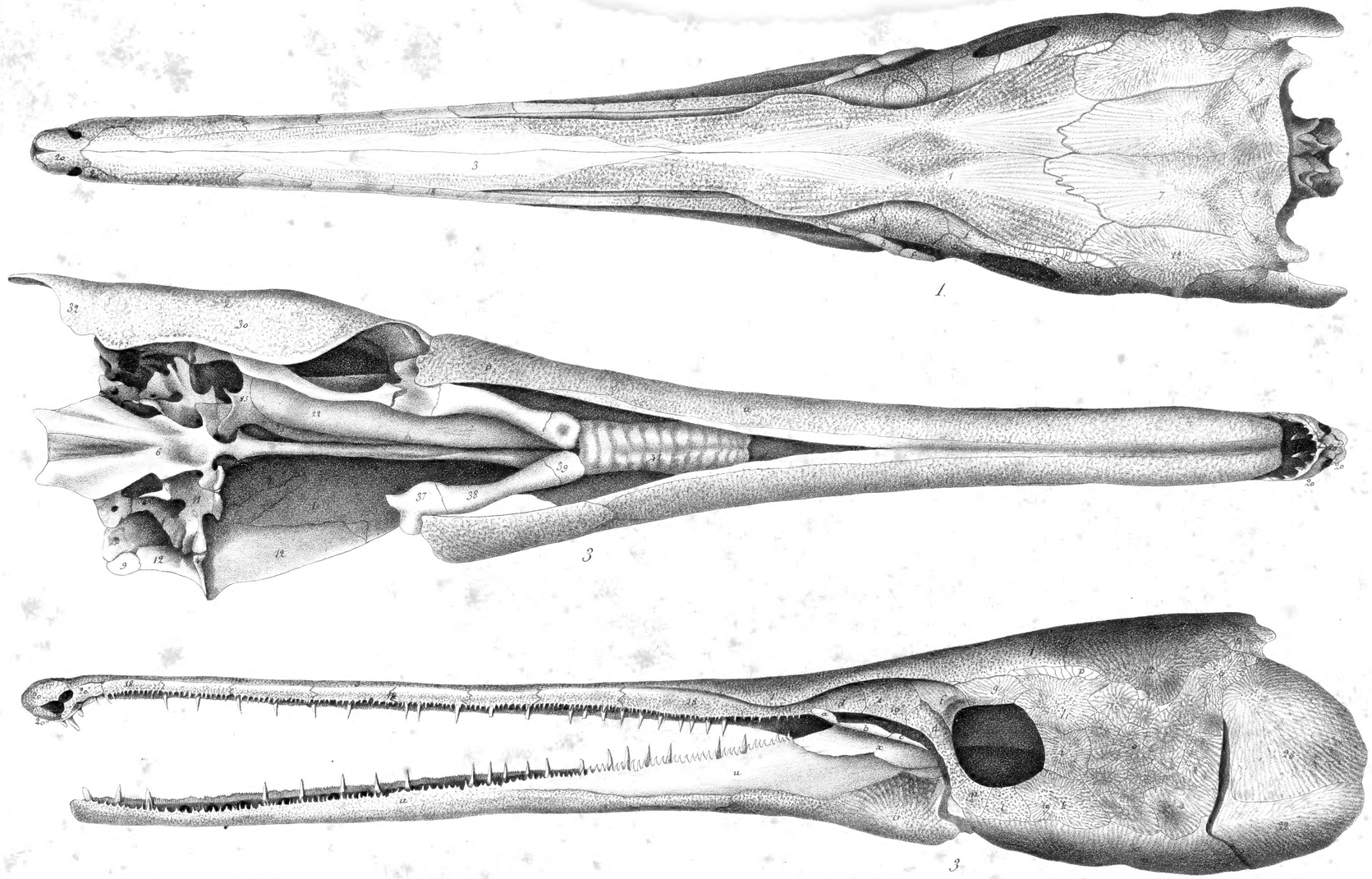

Vogt. del. Bachfeld in lap.

Lith. de Nicolet & Thez a Neuchatel (Suisse)

LEPIDOSTEUS OSSEUS

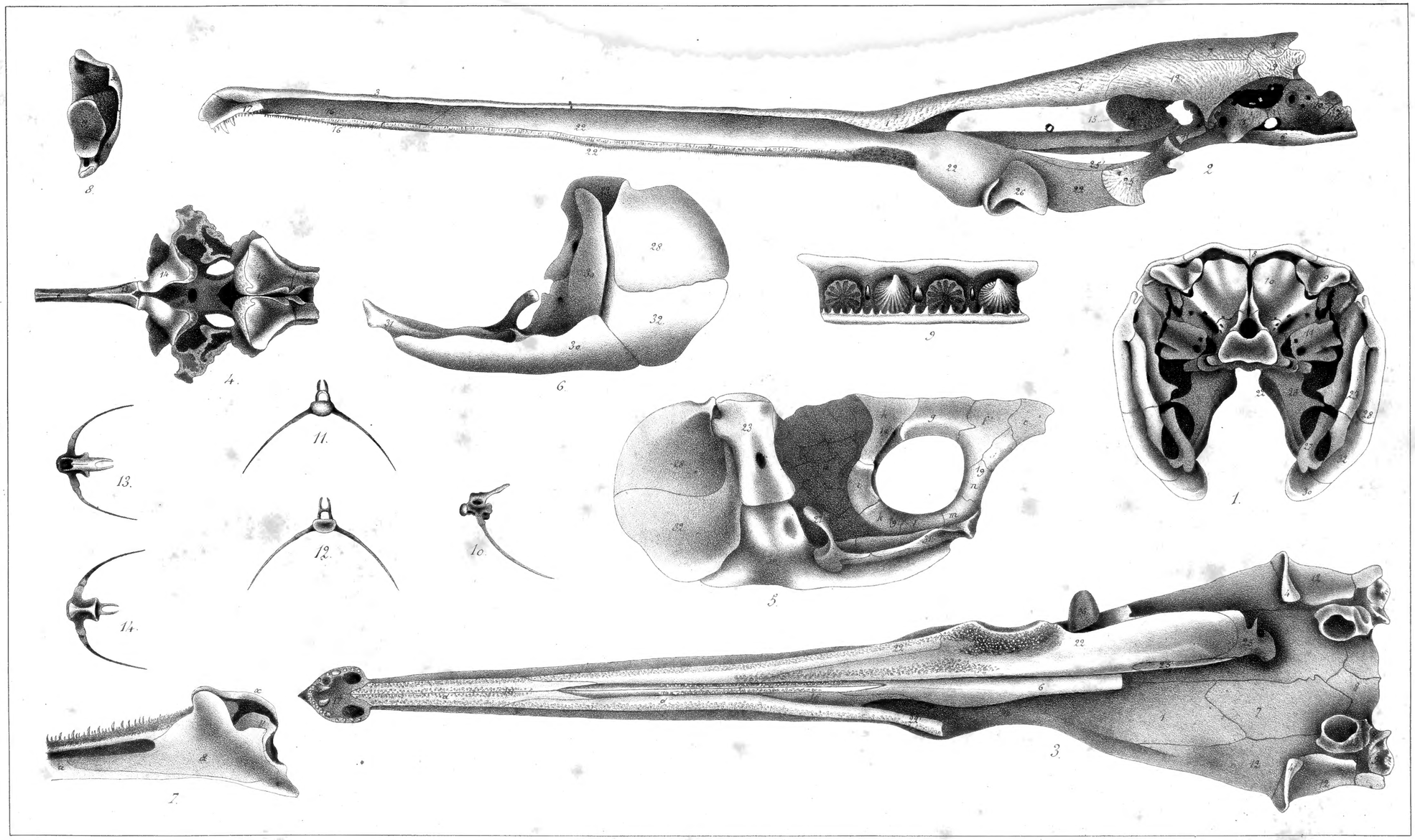

Vogt del. Dickmann lith.

Lith. de Nicolet & Thez à Neuchatel (Suisse)

LEPIDOSTEUS OSSEUS

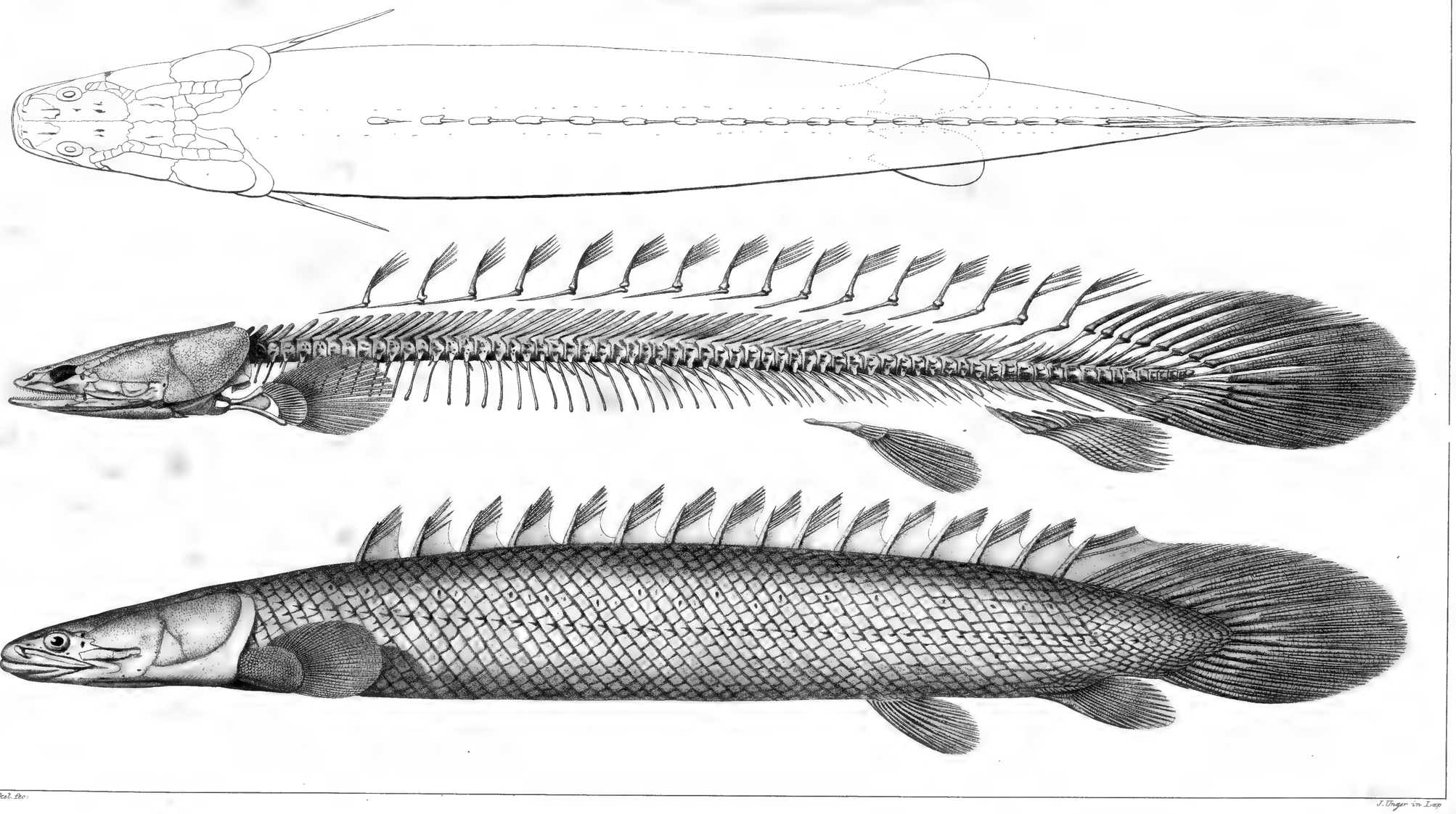

J. Dinkel. fec.

J. Unger in Lap.

POLYPTERUS.

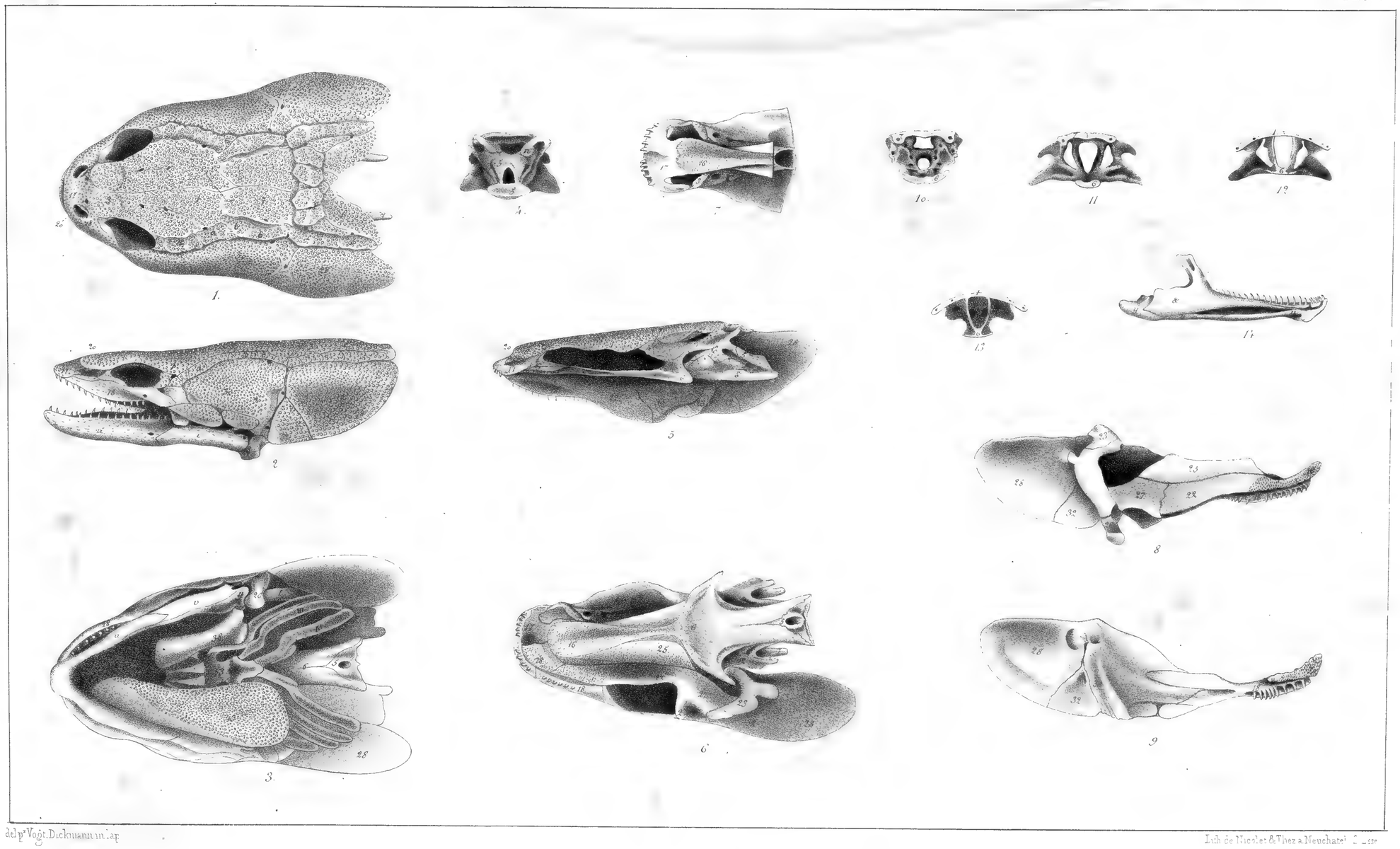

del.pr Vogt. Dickmann in lap.

Lith de Nicolet & Thez a Neuchatel S. Lesse

POLYPTERUS BICHIR

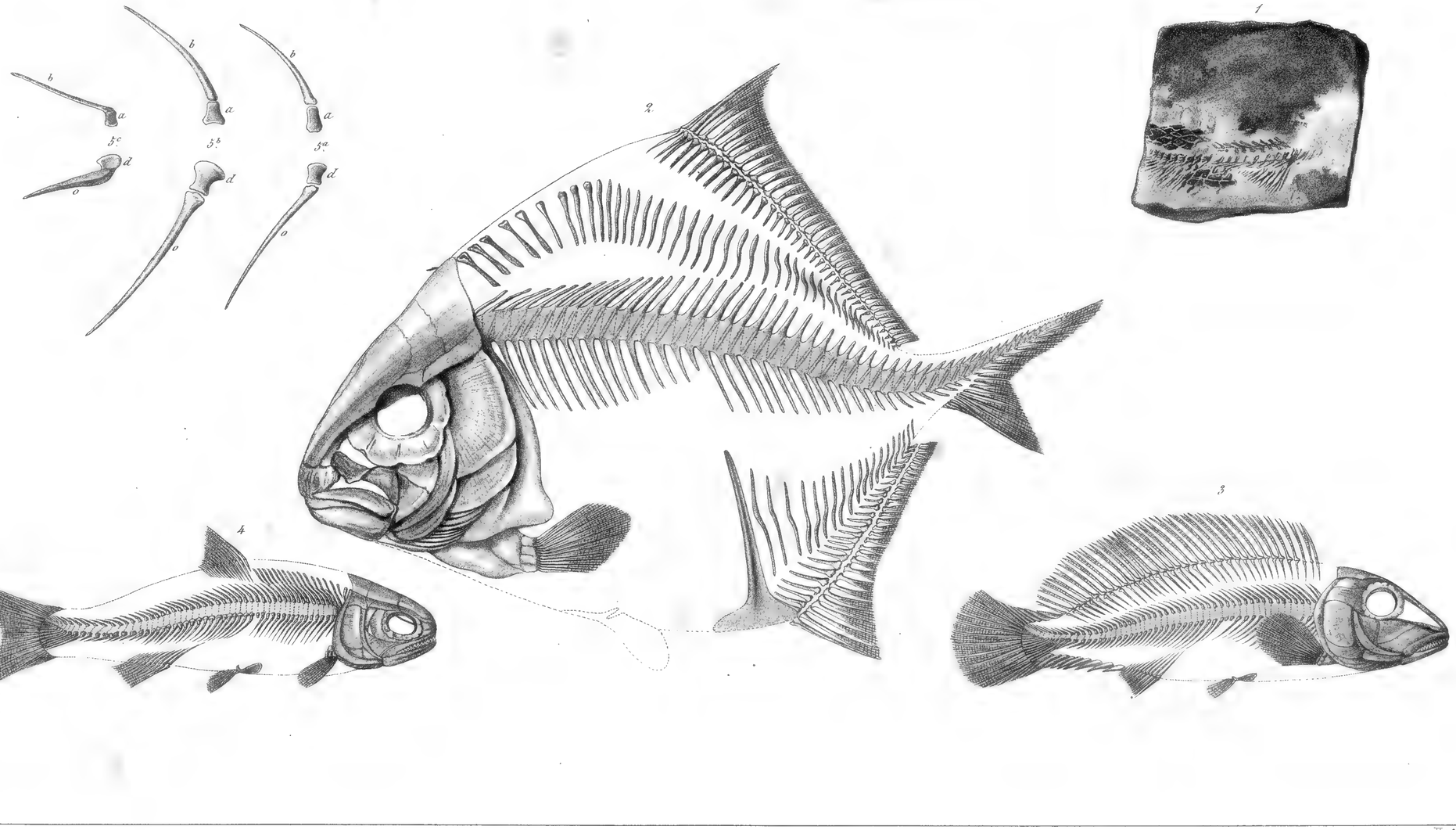

Weber del. Ungerm lap.

SQUELETTES RESTAURÉS.

Fig. 1. PALÄONISCUS. *Fig. 2.* PLATYSOMUS. *Fig. 3.* MACROSEMIUS. *Fig. 4. 5.* CATURUS.



J. Dunkel pinx. Diekmann lith.

Lith. de Nicolet et Thez à Neuchatel (Suisse)

ACCIPENSER RUTHENUS

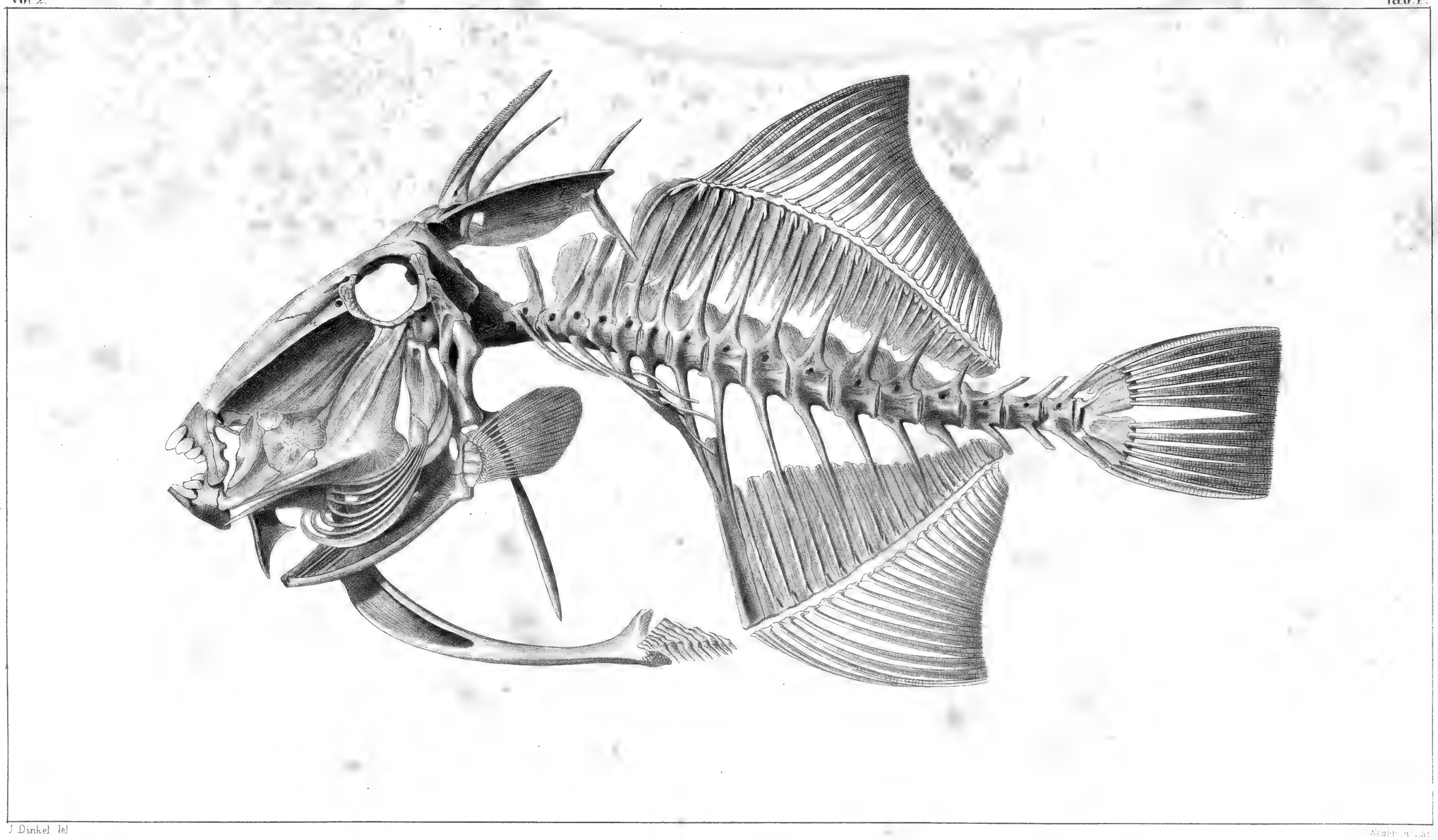

J. Dinkel del.

BALISTES.



Vogt del. Lichtmann in Lap.

Lith. de Nicolet & Thez a Neuchatel (Suisse

Fig. 1-10. LEPIDOSTEUS OSSEUS. *Fig. 11-15.* POLYPTERUS BICHIR

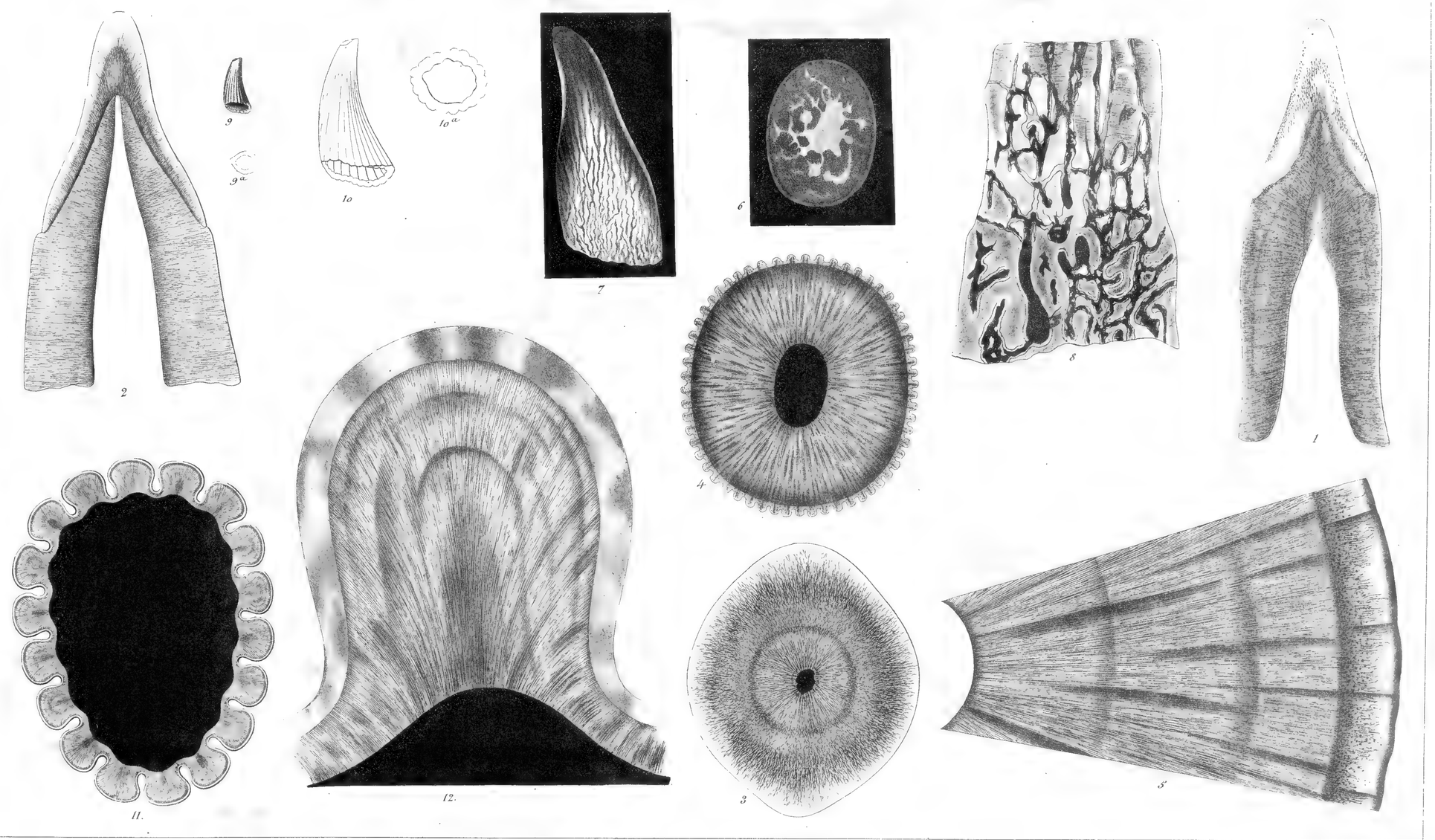

Dr C. Vogt del. Diekmann lith. Jolet à Neuchâtel

Fig. 1. PYGOPTERUS = *Fig. 2 et 3.* SAURICHTHYS = *Fig. 4 et 5.* MEGALICHTHYS = *Fig. 6-8.* SAUROSTOMUS = *Fig. 9-12.* CRICODUS.

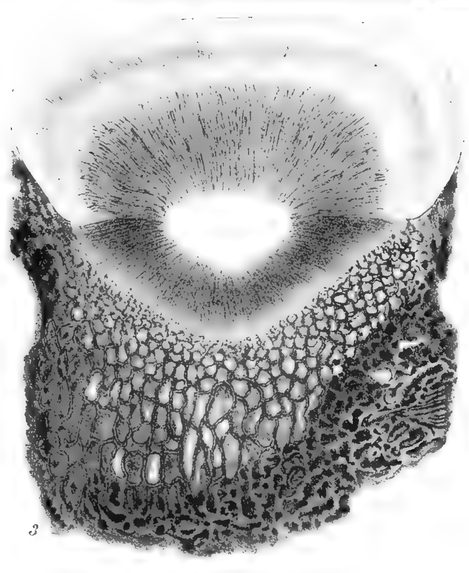

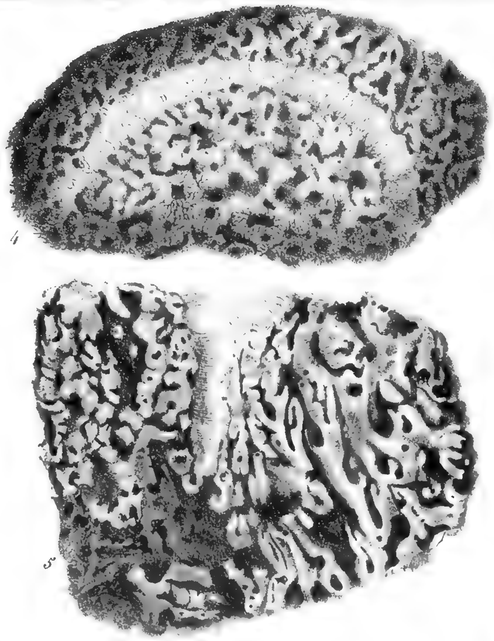

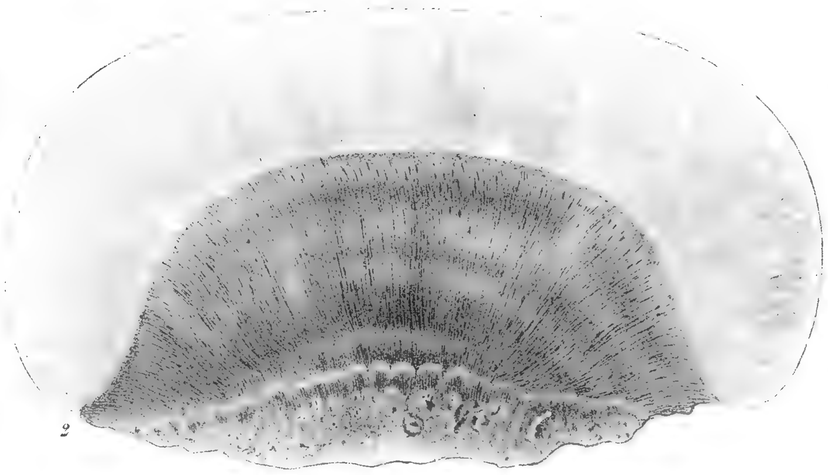

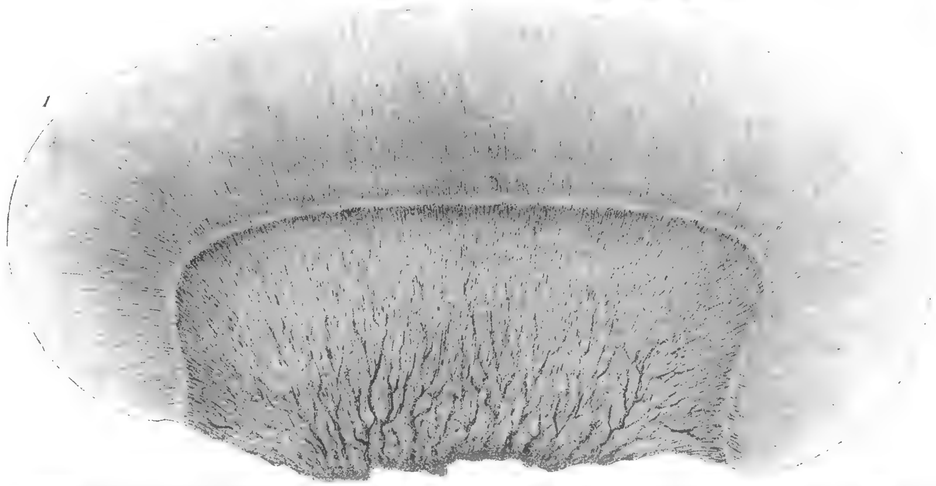

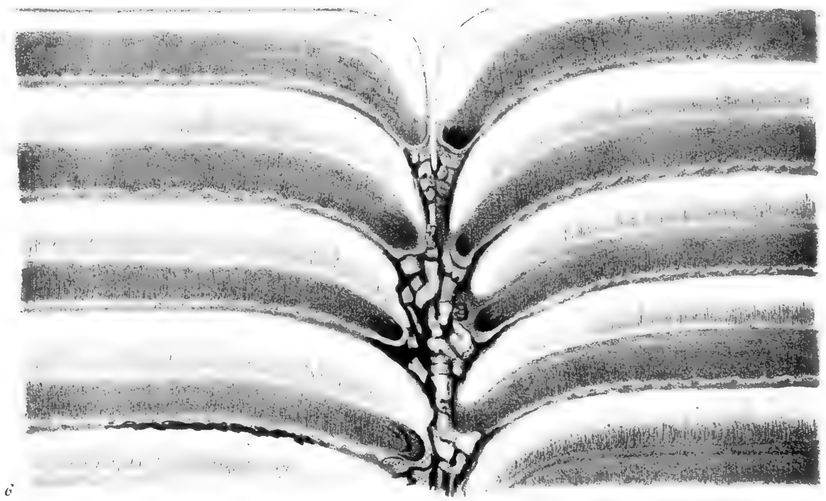

Winkel del. Diekmann sch. Lith de Nicolet à Neuchatel.

Fig. 1. *Fig. 2.* *Fig. 3.*

Fig. 4 et 5. *Fig. 6.*


1

2

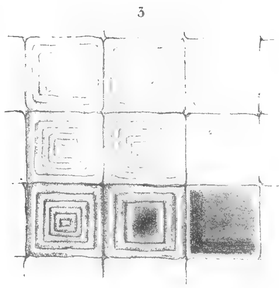
3

4

5

6

8


7

J. Denkel. D.

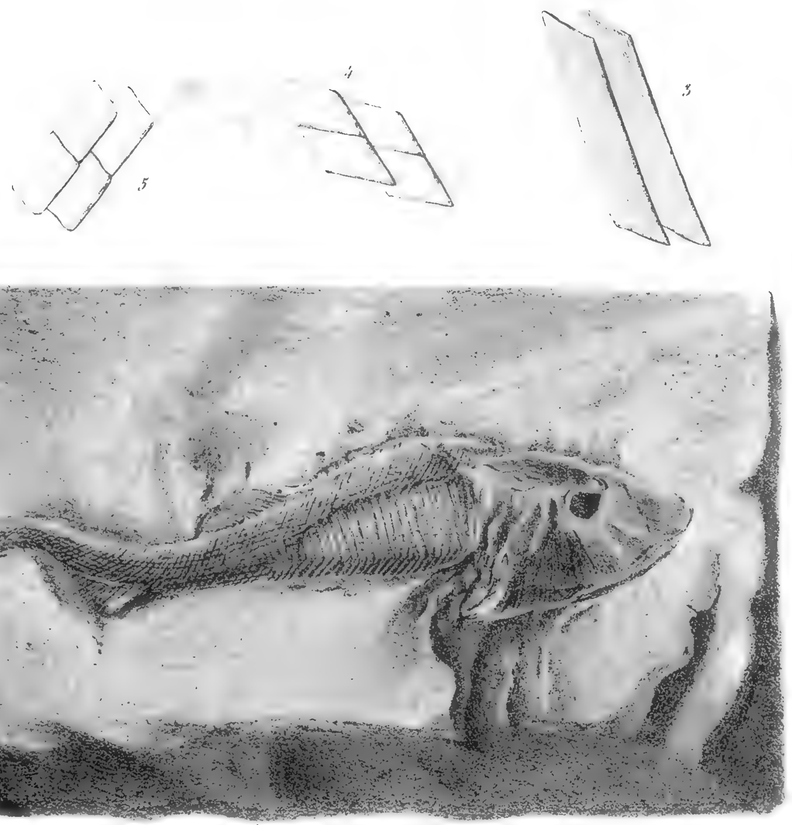

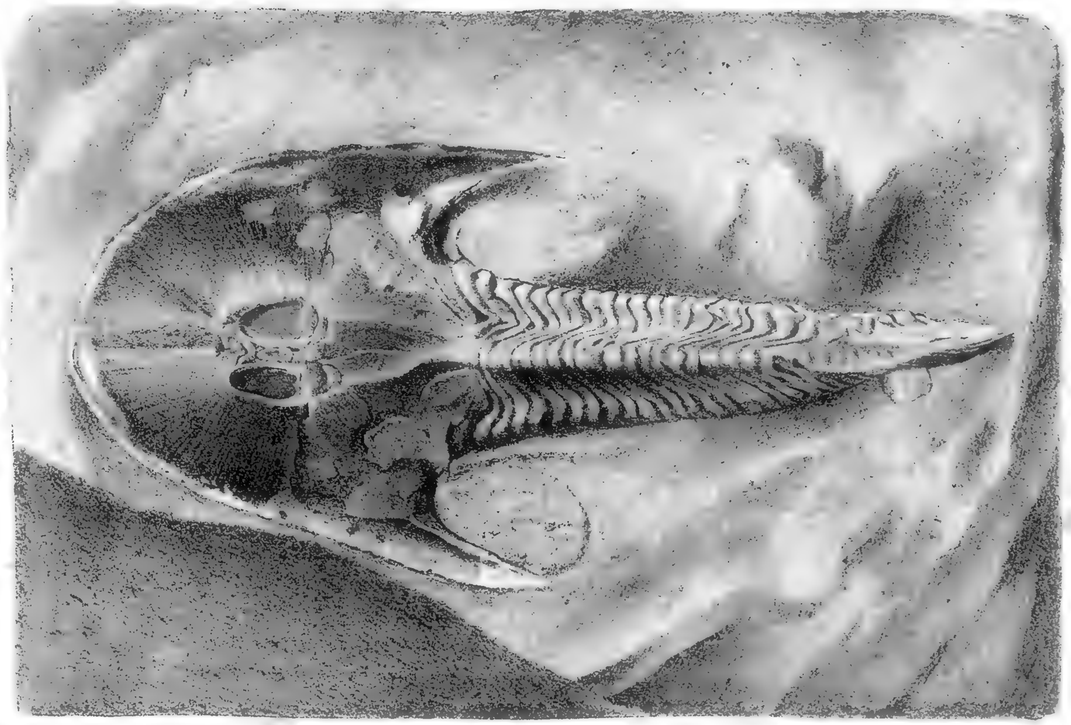


6

5

4

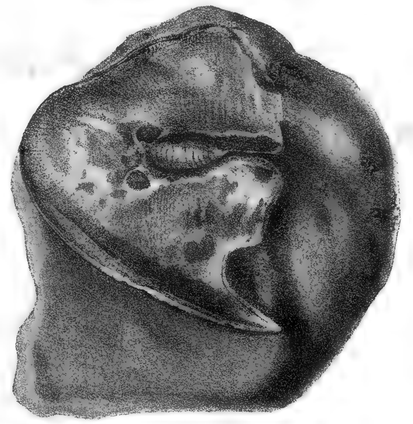
3


2

7

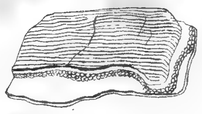
11


8

1

9

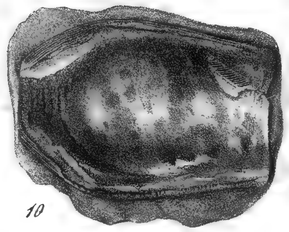
10

J. Dinkel del

C. Weber sc. Lap

Fig. 1_5. CEPHALASPIS LYELLII Agass. *Fig. 6.7.* CEPHALASPIS ROSTRATUS Agass. *Fig. 8.* CEPHALASPIS [illegible] Agass.
Fig. 9_11. CEPHALASPIS LLOYDII Agass.

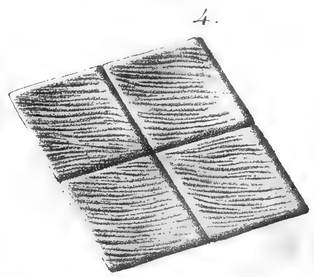

4.



2.

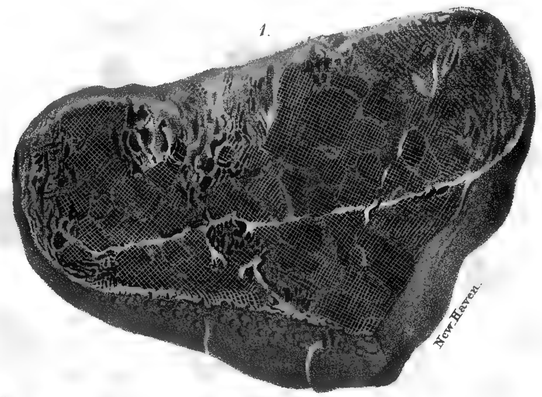

1.

New Haven.

5.

Boston.

3.

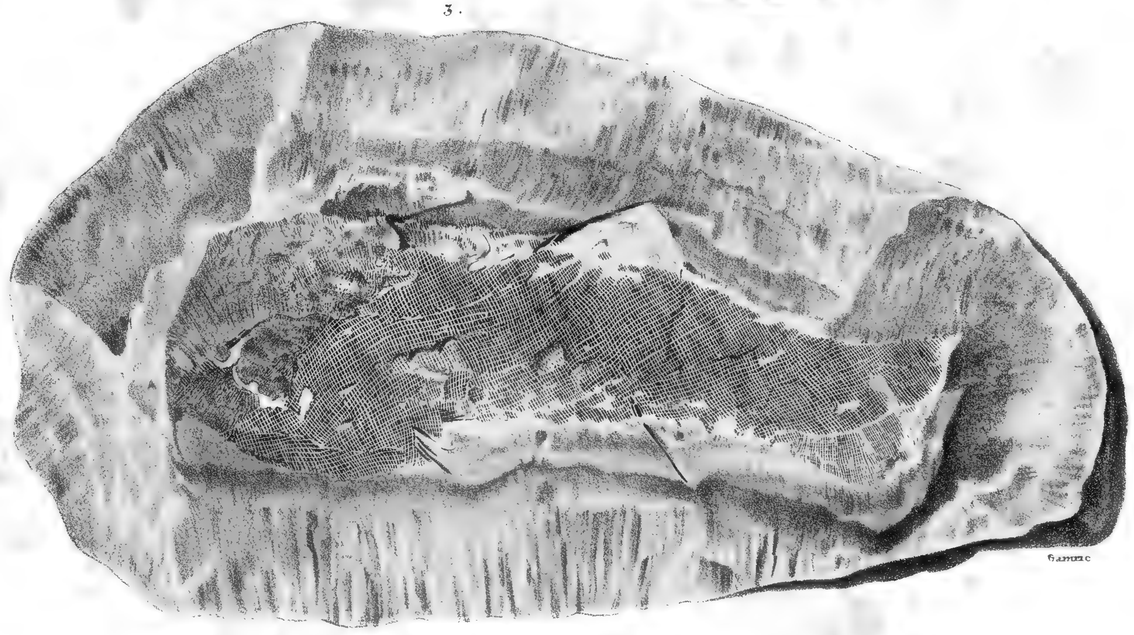

Hartford.

I. Bourkhard. del.

Hellmuth in lap.

Fig 1 2 [illegible] Fig 3 4 [illegible]

Fig 5 [illegible]

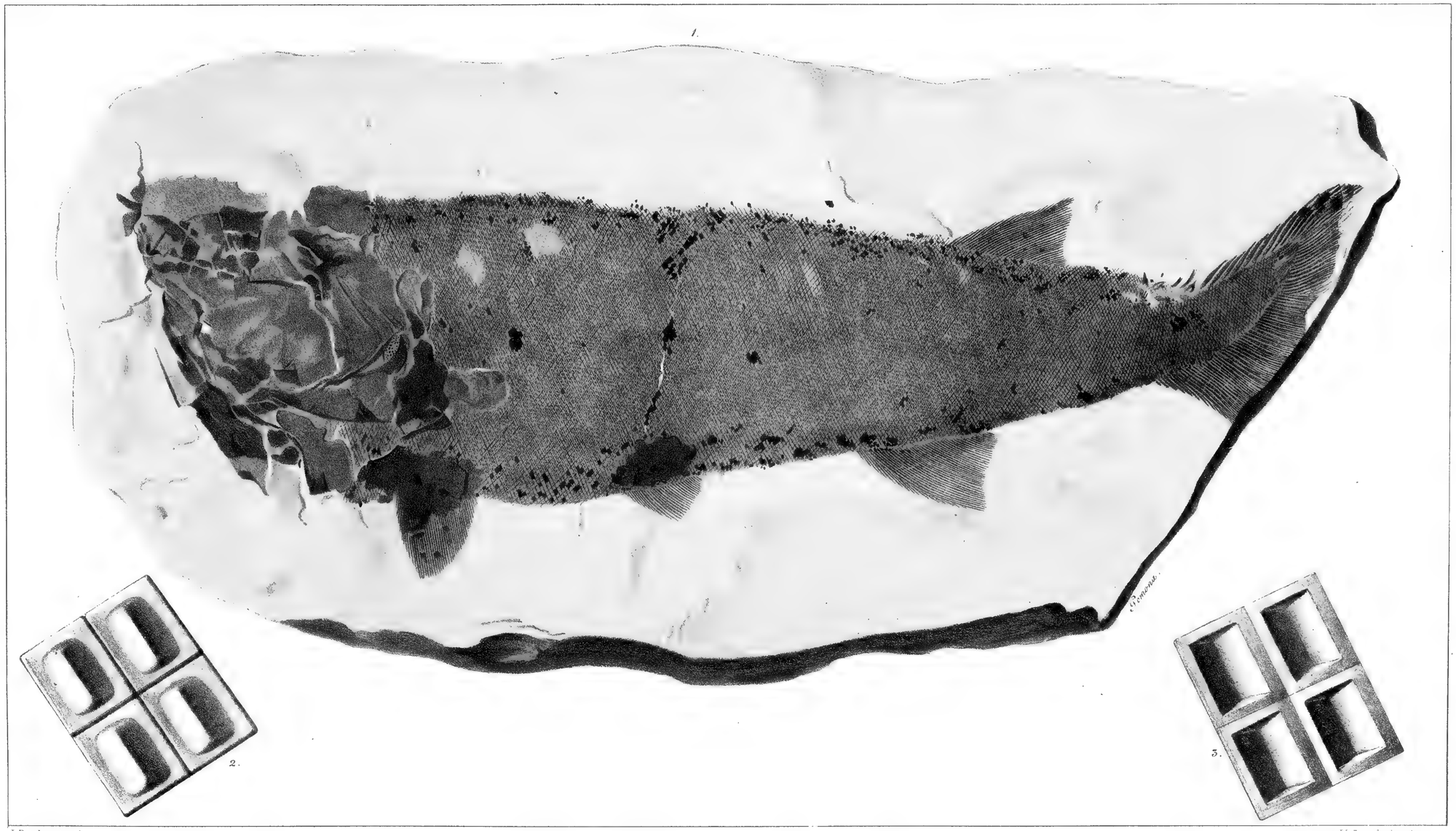

L. Burkardt del. Helmuth in Lap.

CHEIROLEPIS TRAILLII Agass.



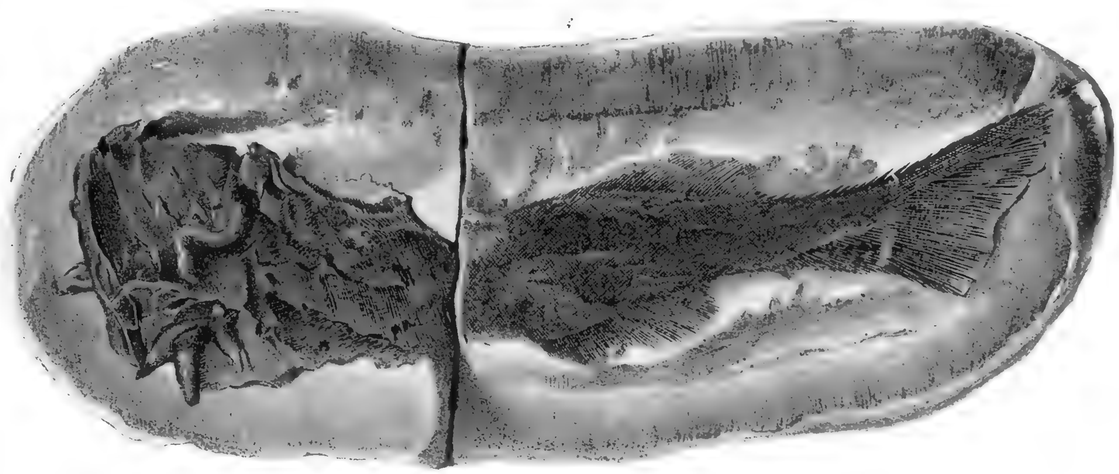

Bourkhart del

Weber in lap.

Fig 123 bis.

Fig 4.

1



3

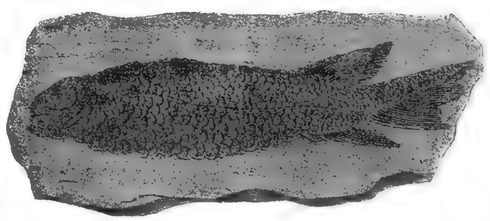

4

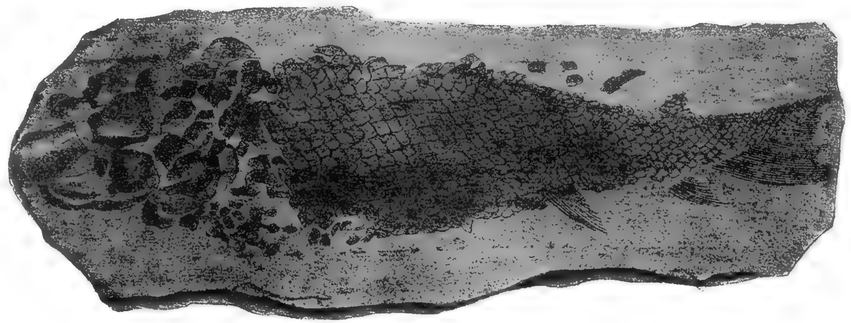

2



J. Webber in Lap

Fig: 1 DIPTERUS MACROPYGOPTERUS *Sedgw:* [illegible]

Fig: 3. D: VALENCIENNESII *Sed: Fig. 4* D: MACROLEPIDOTUS [illegible]

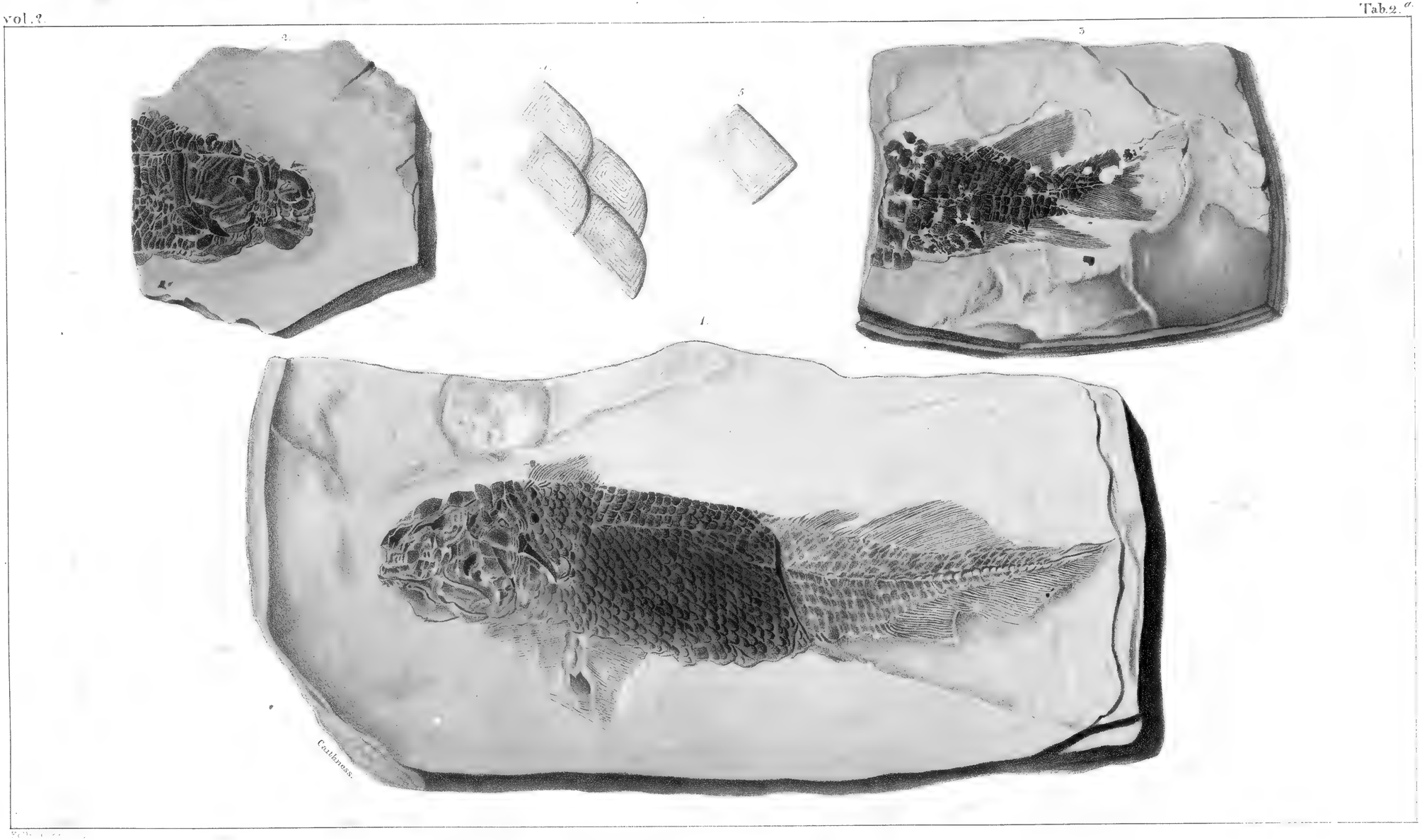
2.
4.
5
3
1.
Carthness.

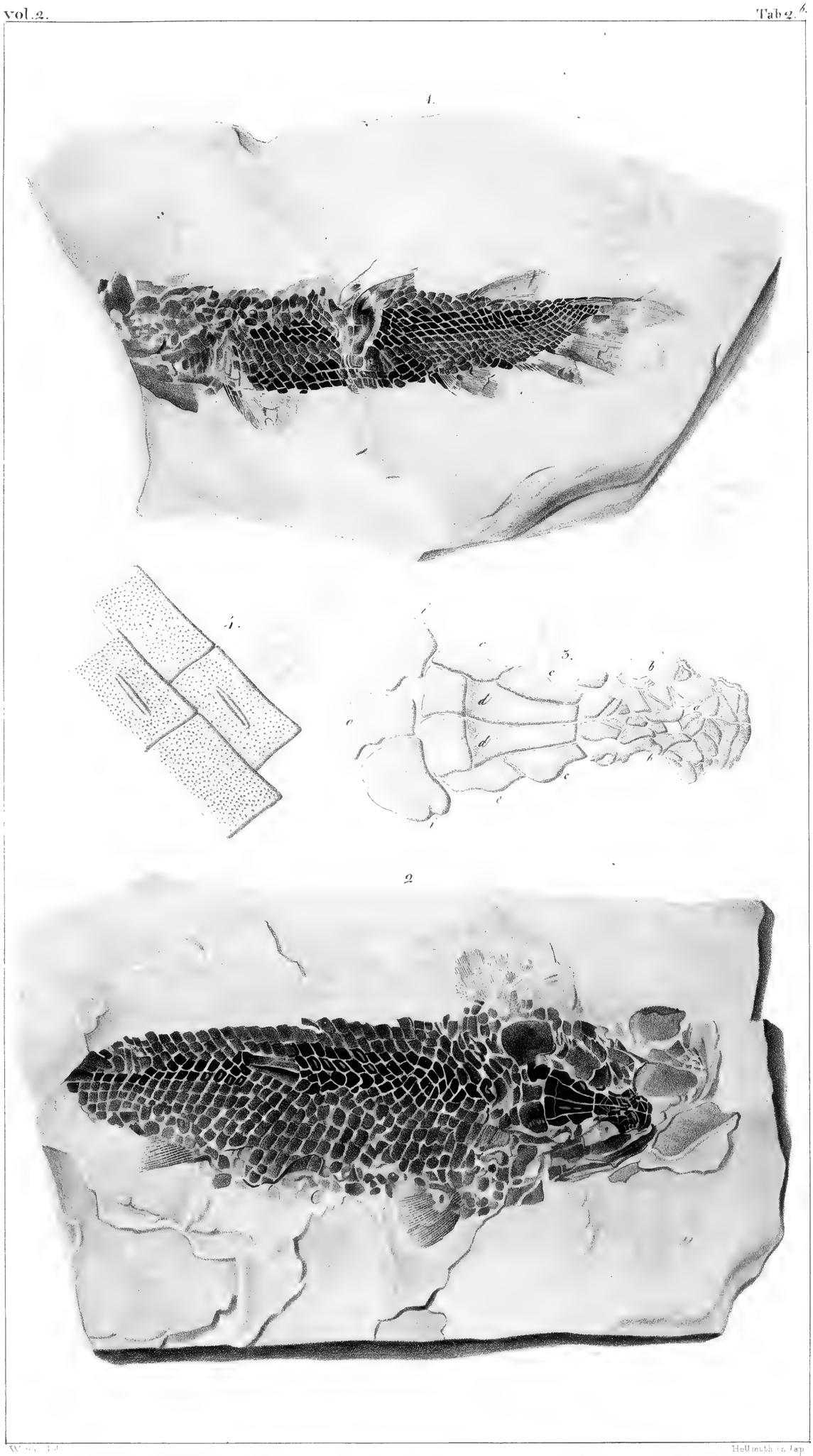

Hellmuth in lap.

Fig. 5. 6. STEOMERIS MACROLEPIDOTUS Val. & Pont.

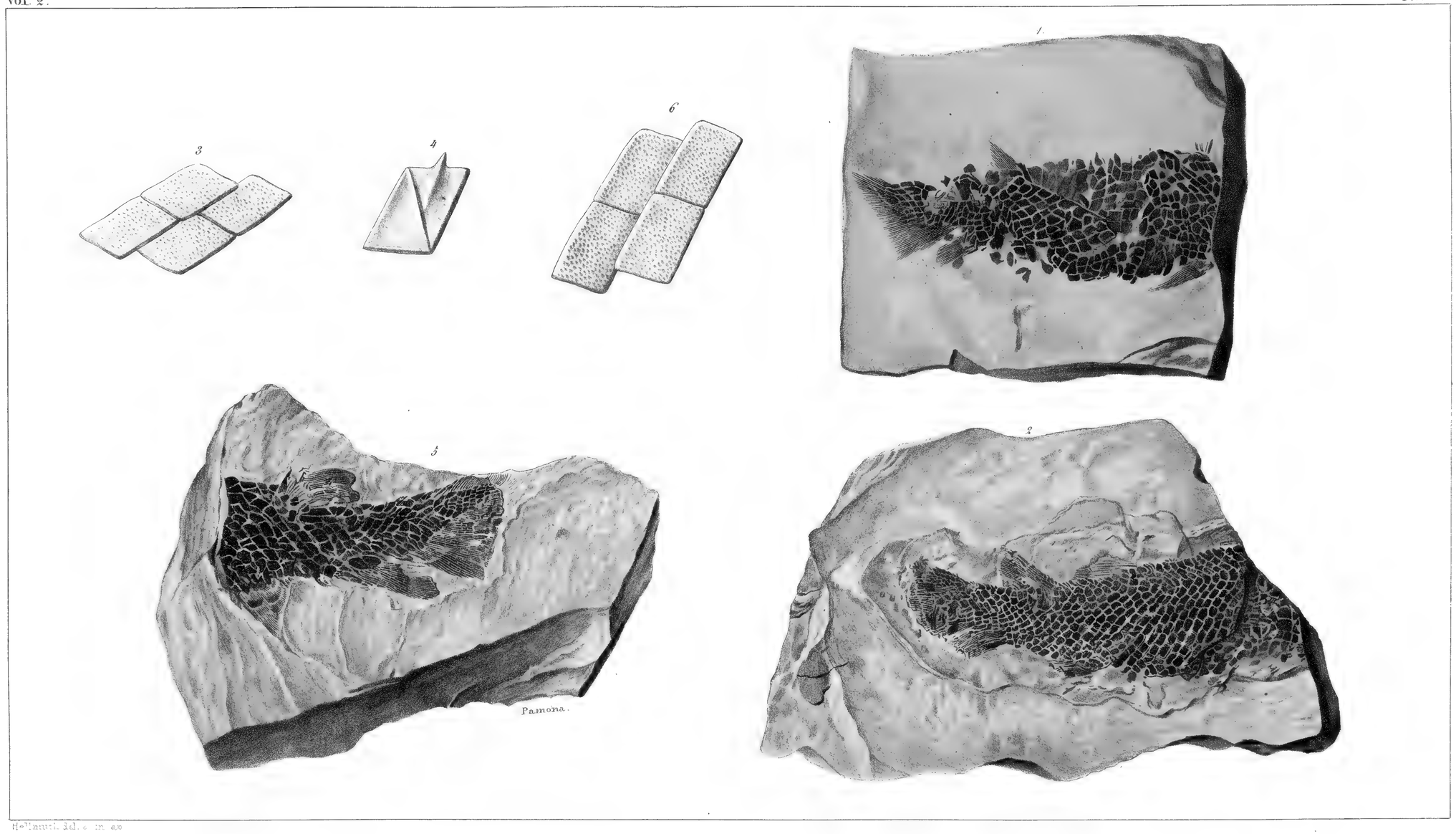

Hellmuth del. e in ap.

Fig. 1.2.3.4. OSTEOLEPIS MICROL[illegible] Fig. 5.6. [illegible]

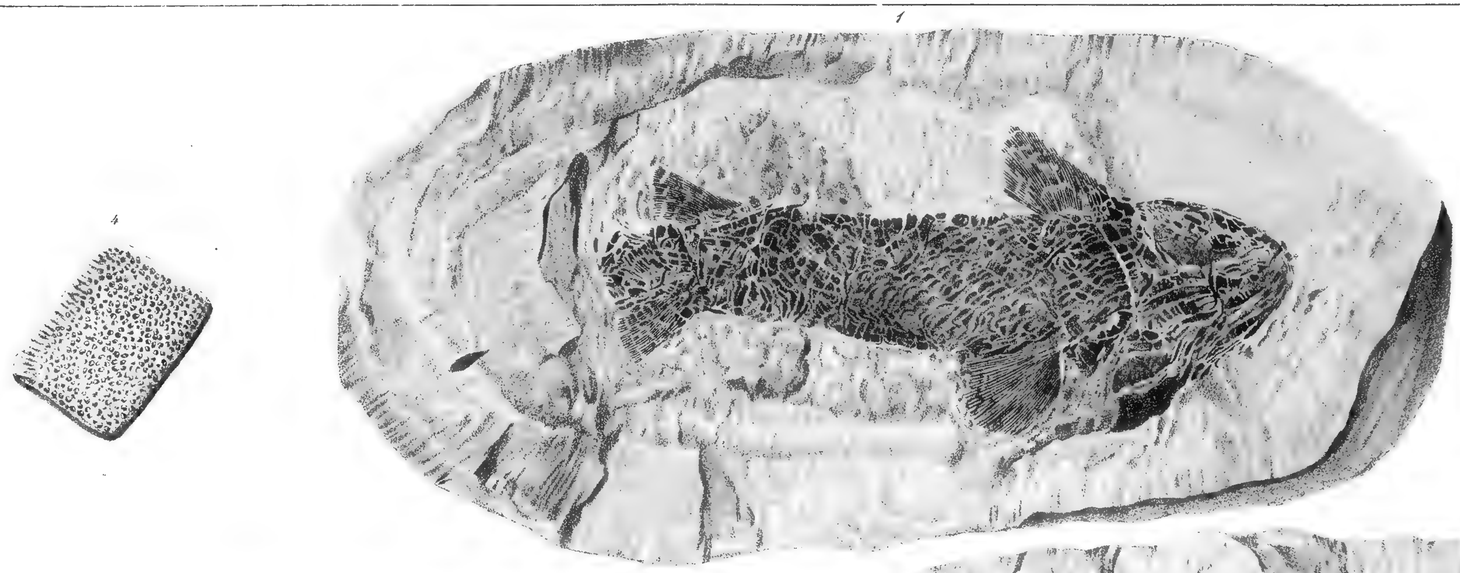

Hallmath del. Unger in lap.

1



2

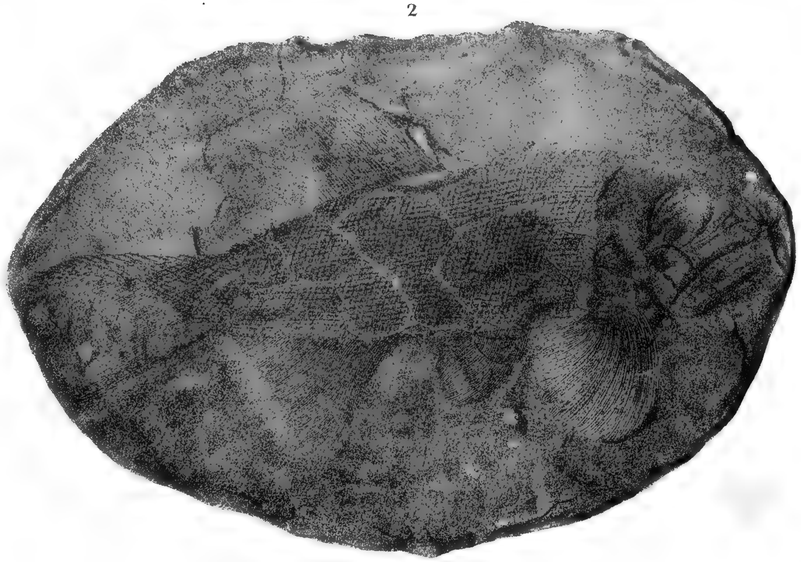

3

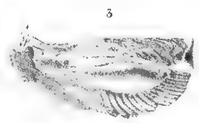

4

5

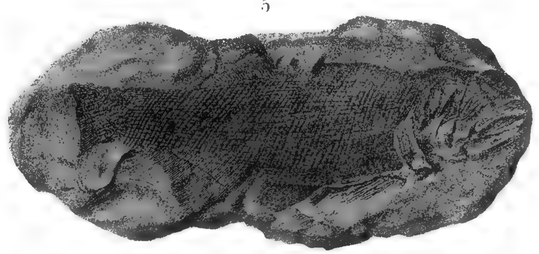

6



J. Dinkel fec.

Fig. 1 2 3 4. AMBLYPTERUS MACROPTERUS *Agass.*

Fig. 5. 6. AMBLYPTERUS [illegible]

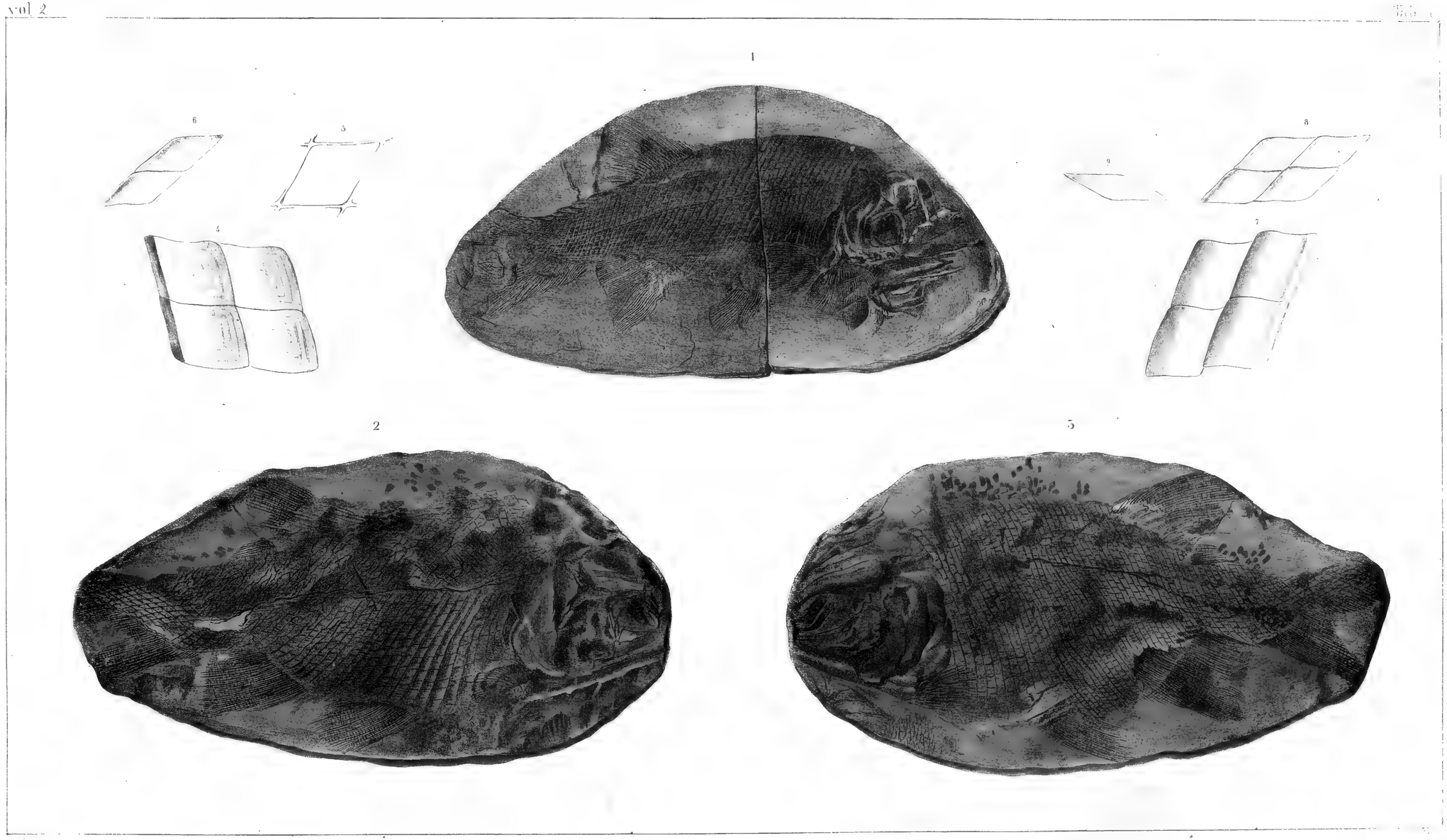

[illegible] MICROPTERUS DAHERAUS Agass

[illegible]

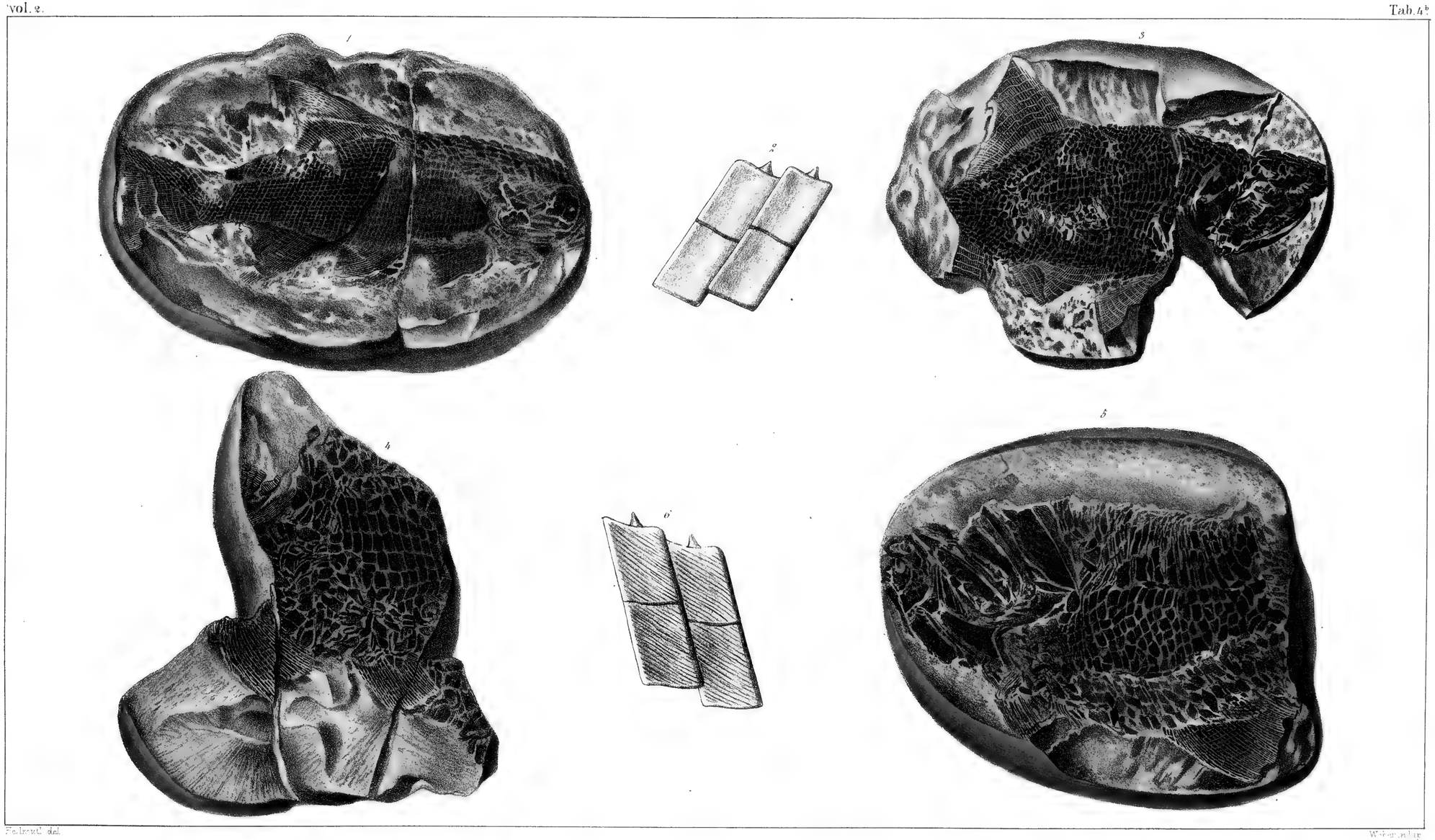

Fedrout del. Weber in lip.

Fig 1 2 [illegible] Fig 3 4 5 6 [illegible]

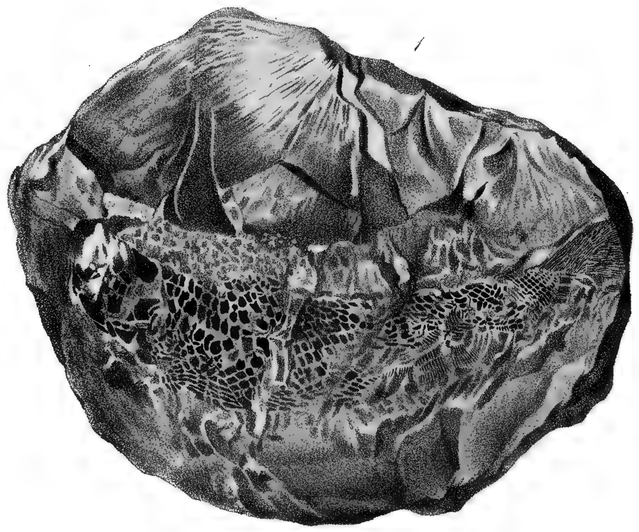

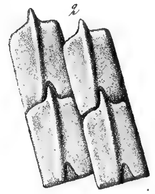

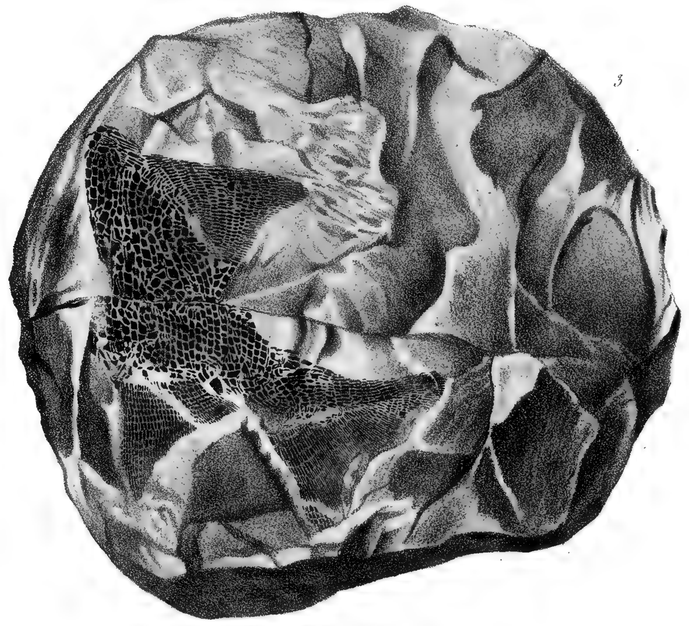

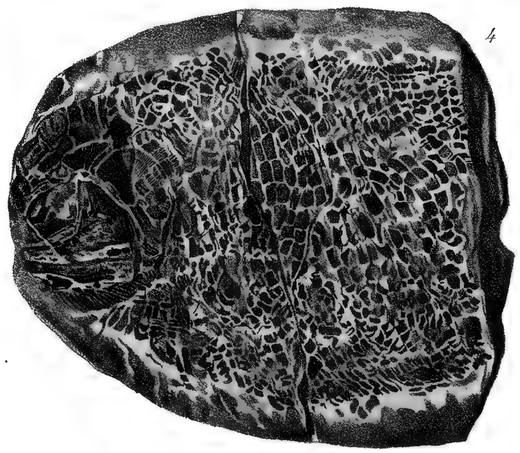

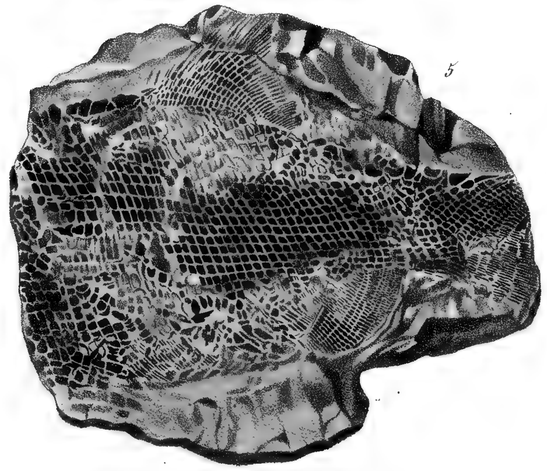

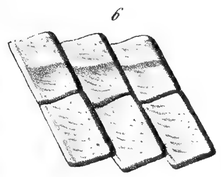

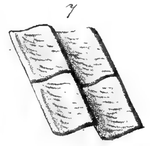

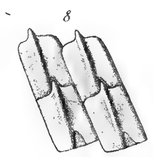

Hellmuth del.

Fig 1.2. PALAEONISCUS CARINATUS Agass. *Fig 3.4.5.6.7.8.* AMBLYPTERUS PUNCTATUS Agass.

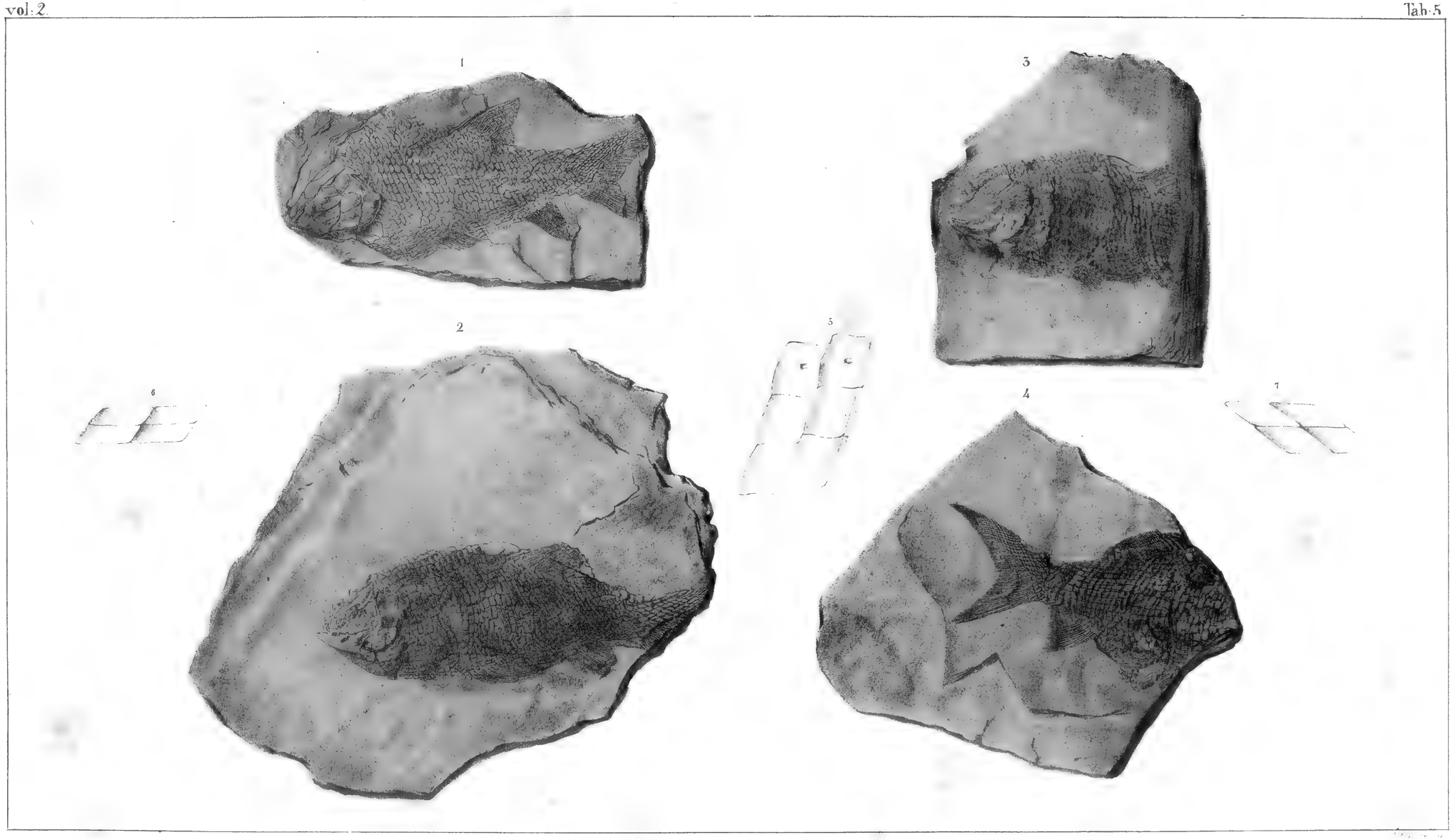

PALAEONISCUS BLAINVILLEI Agass.



PALAEONISCUS VOLTZII Agass.


1
2



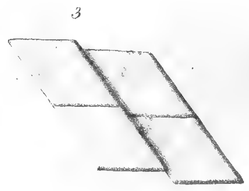



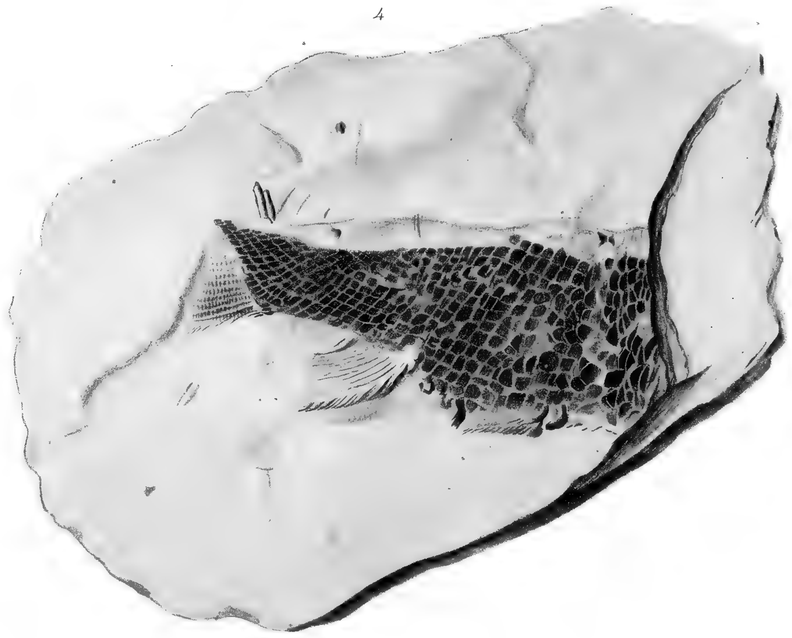

J. Dinkel. del. Heilmuth in lapid

Fig. 1. 2. 3. PALAEONISCUS MINUTUS Agass. *Fig: 4. 5.* PALAEONISCUS FULTUS Agass.

1



2

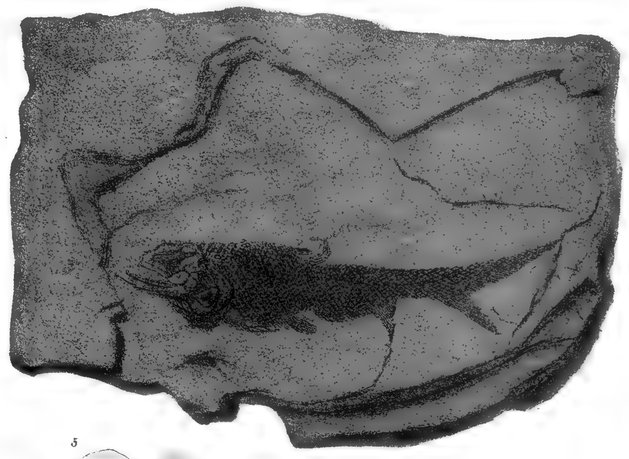

3

4

5

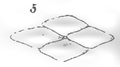

6

7





Mr Mouvert del. C.Weber in lap

Fig. 1.2.4.5.6. PALAEONISCUS VRATISLAVIENSIS Agass. *Fig. 3.7.8.9.* PALAEONISCUS LEPIDURUS Agass.



5

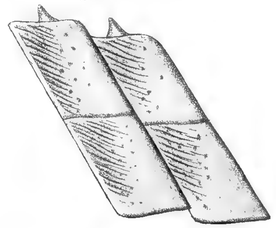

2



1

Burdiehouse.



4



6

Burdiehouse.



7

Fifeshire.

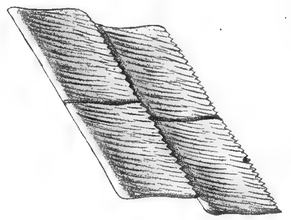

8

3

Weber ad nat et in lap.

Fig 1.2 [illegible] Fig. 3.4. [illegible] Agass.

Fig 3.6 7 8. [illegible]







Weber et Burkhardt del.

Fig. 1.2.3. PALAEONISCUS [illegible]

Fig. 4.5. PALAEONISCUS ELEGANS Sedgw.



Fig. 1. 2 PALAEONISCUS GLAPHYRUS Agass. Fig. 3. PALAEONISCUS MACROPHTHALMUS Agass.
Fig. 4. PALAEONISCUS LONGISSIMUS Agass.

1

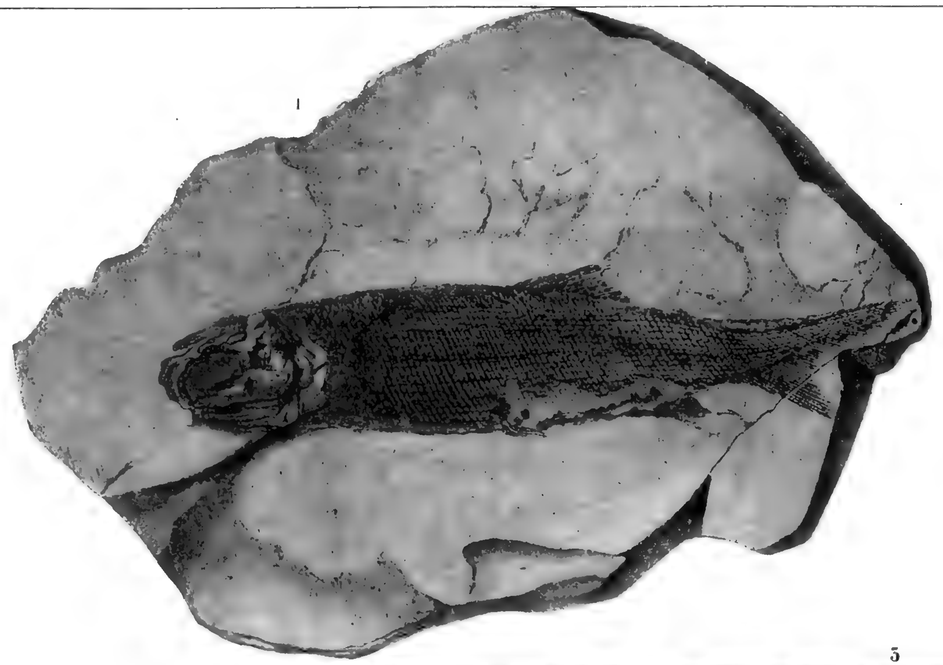

2



3



J. Dinkel del.

C. Weber in Lapid.

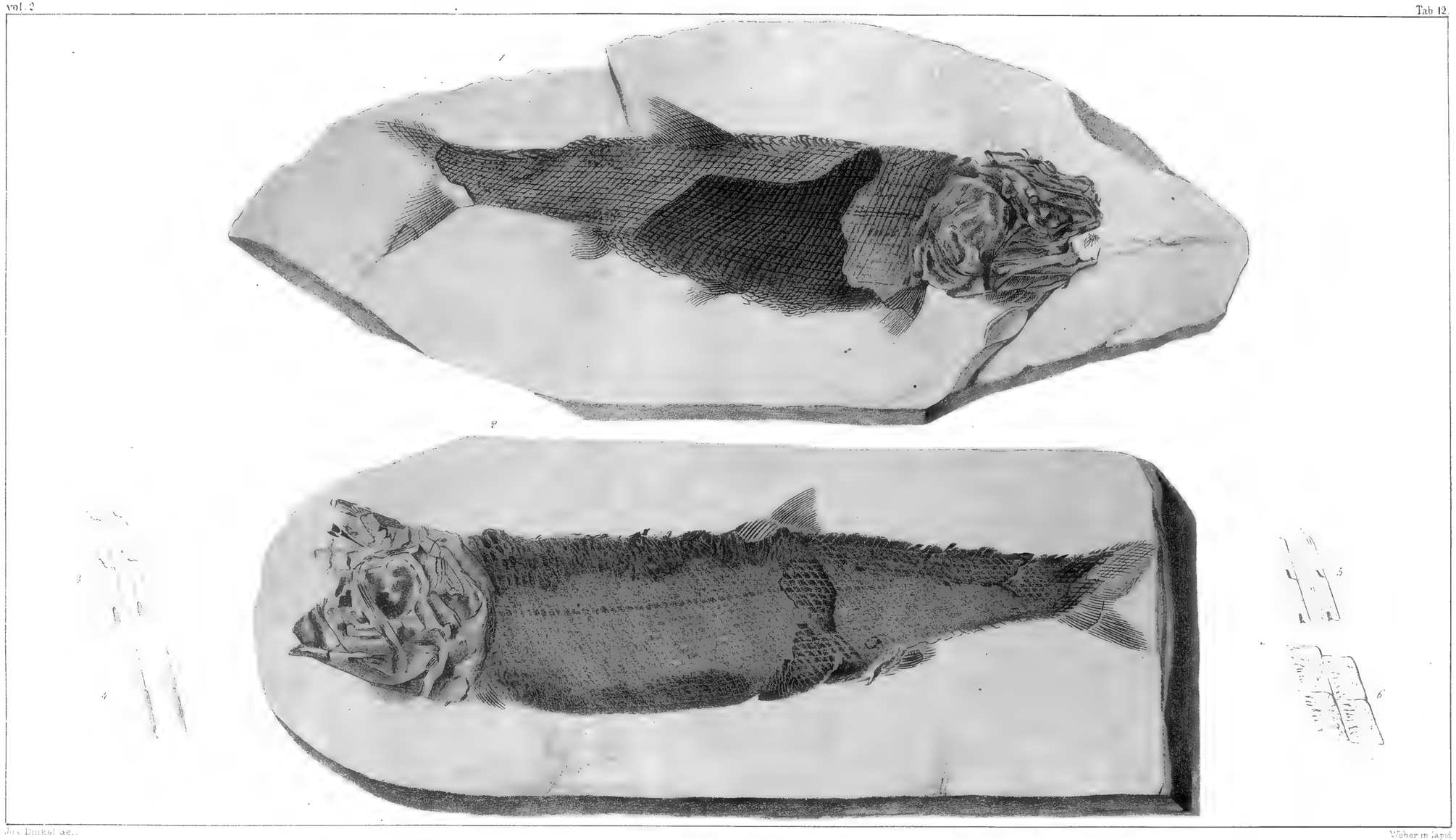

Jos. Dinkel del. Weber in lapid.

PALAEONISCUS [illegible]

J.Dinkel del:

C.Weber in Lap

PALAEONISCUS MAGNUS Agass.

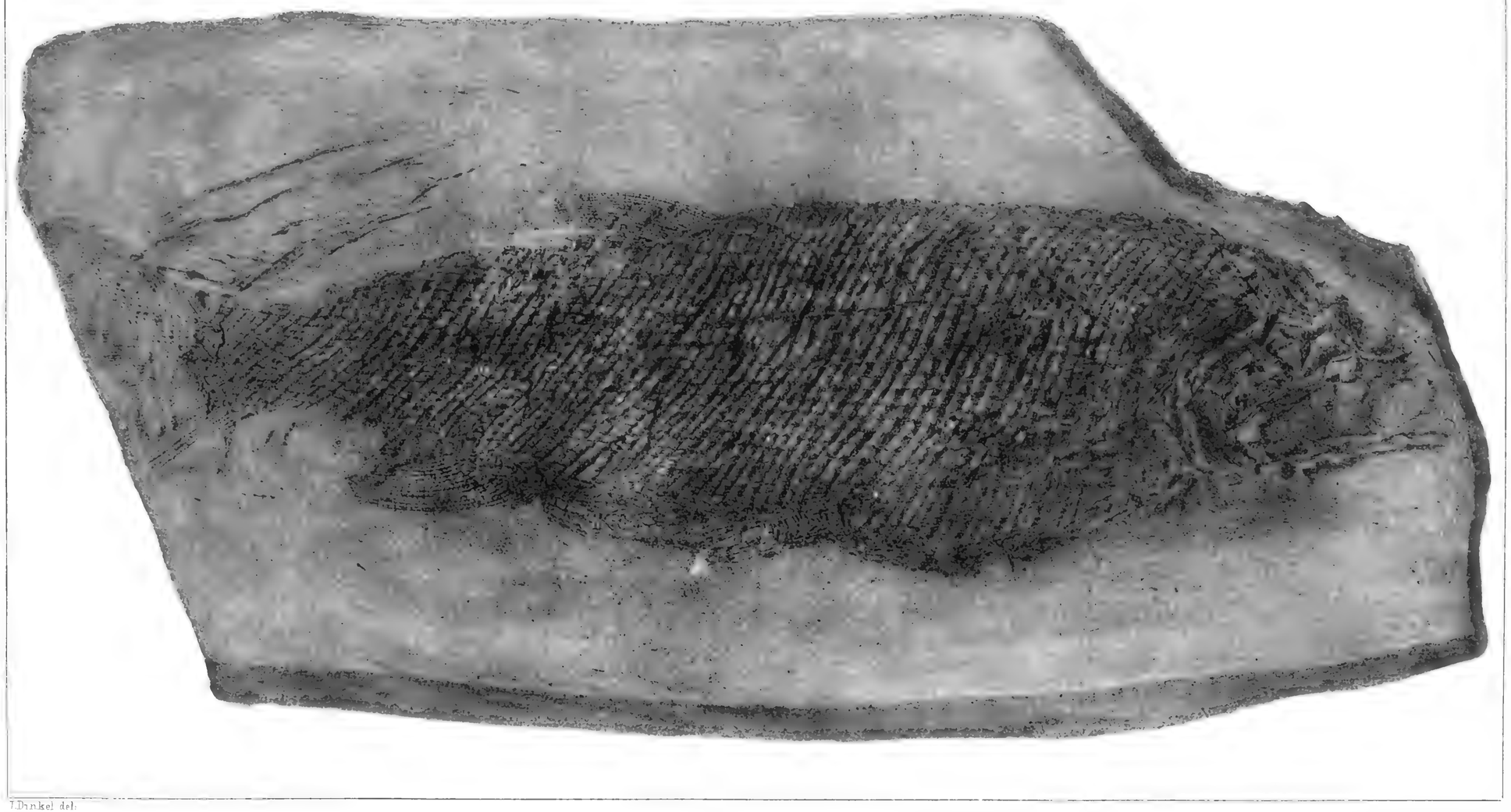

J.Dinkel del:

O. ISCUS MAGNUS Agass.

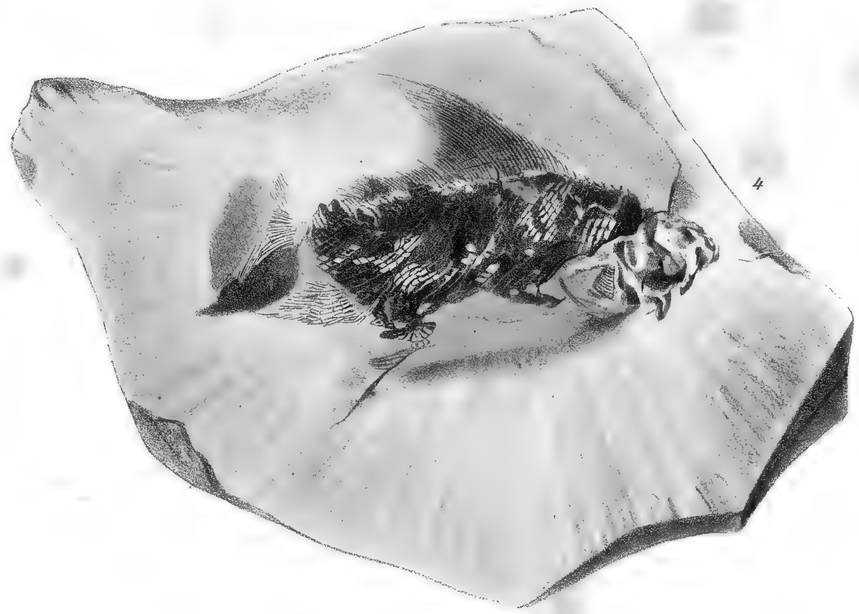

Weber del. et m lap

EURYNOTUS CRENATUS Agass.



J. Bourkhardt. del.

Hollmuch in Iap

EURYNOTUS CRENATUS Agass.



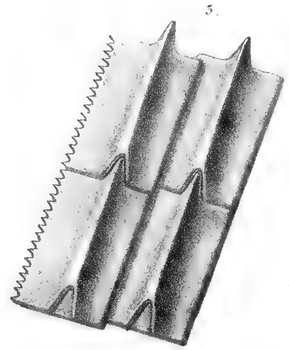





Hellmuth del et lr. lap

Fig. 1. 2. 3. EURYNOTUS HEMIBRIATUS Agass. *Fig. 4. 5.* EURYNOTUS MINUTICEPS Agass.

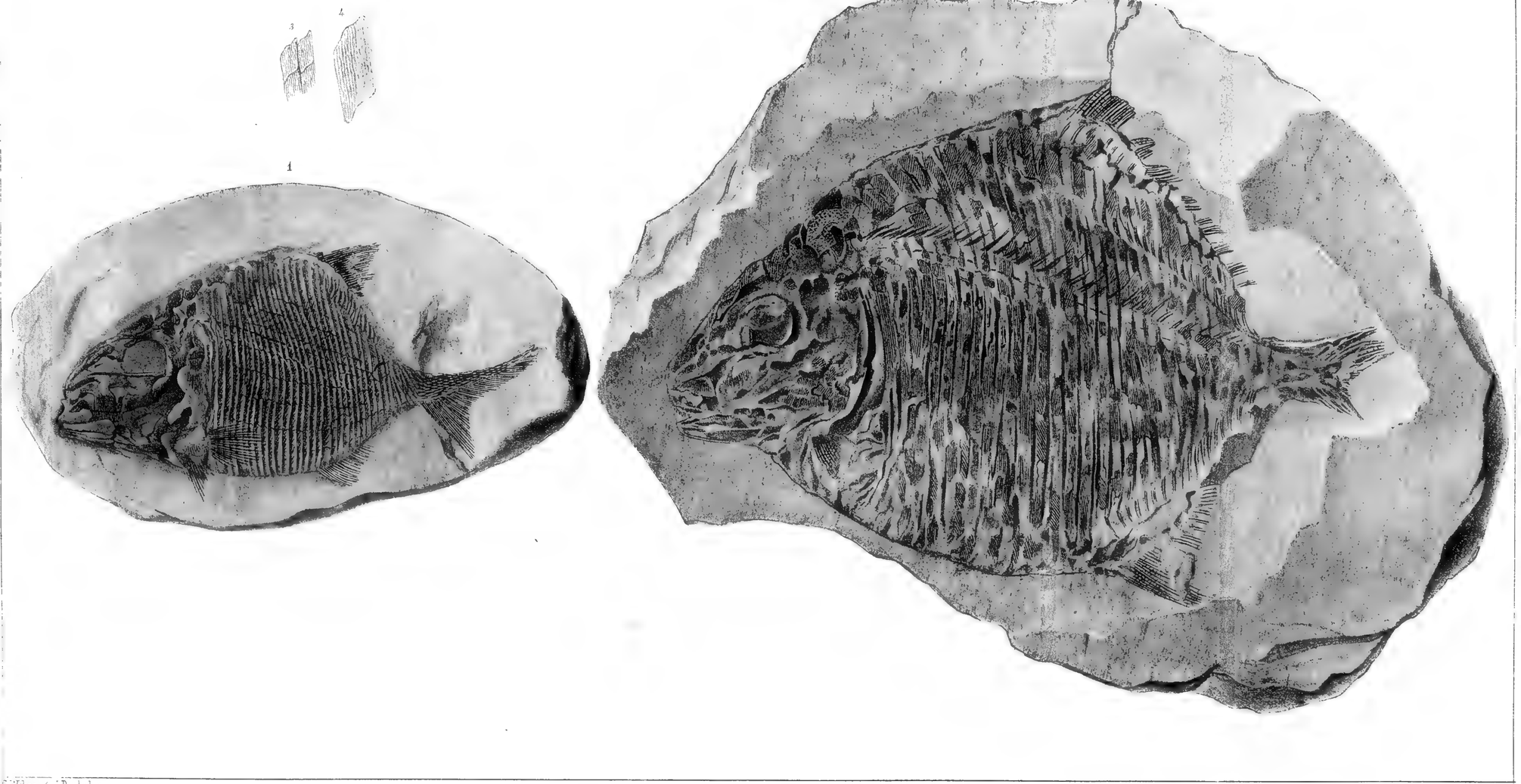

Weber et Dinkel

C. Weber in Lap:



Dinkel del. C. Weber in Lapid.

PLATYCRINUS CHOMBUS Agass.

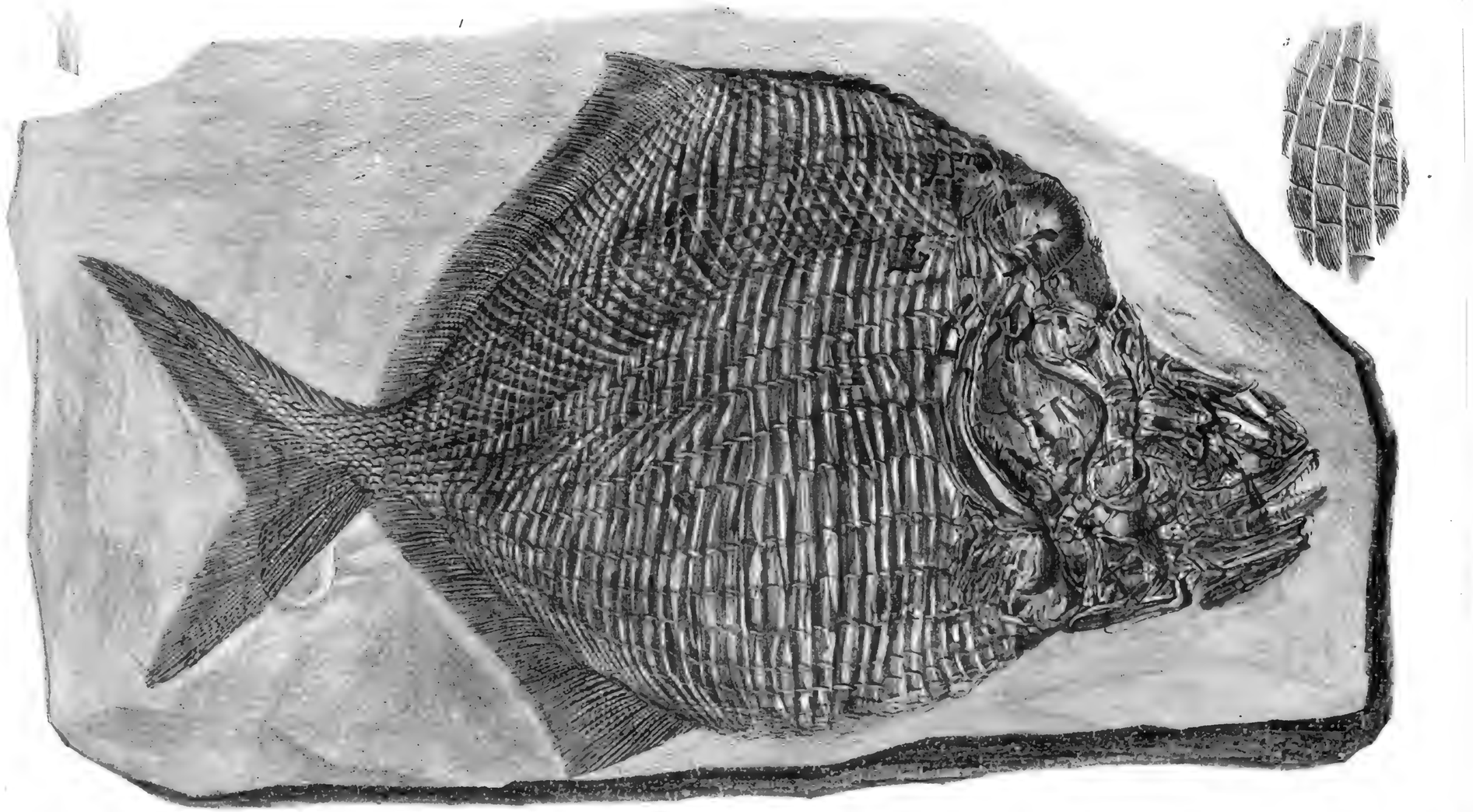

Lith. de Nicole, à Neuchâtel.

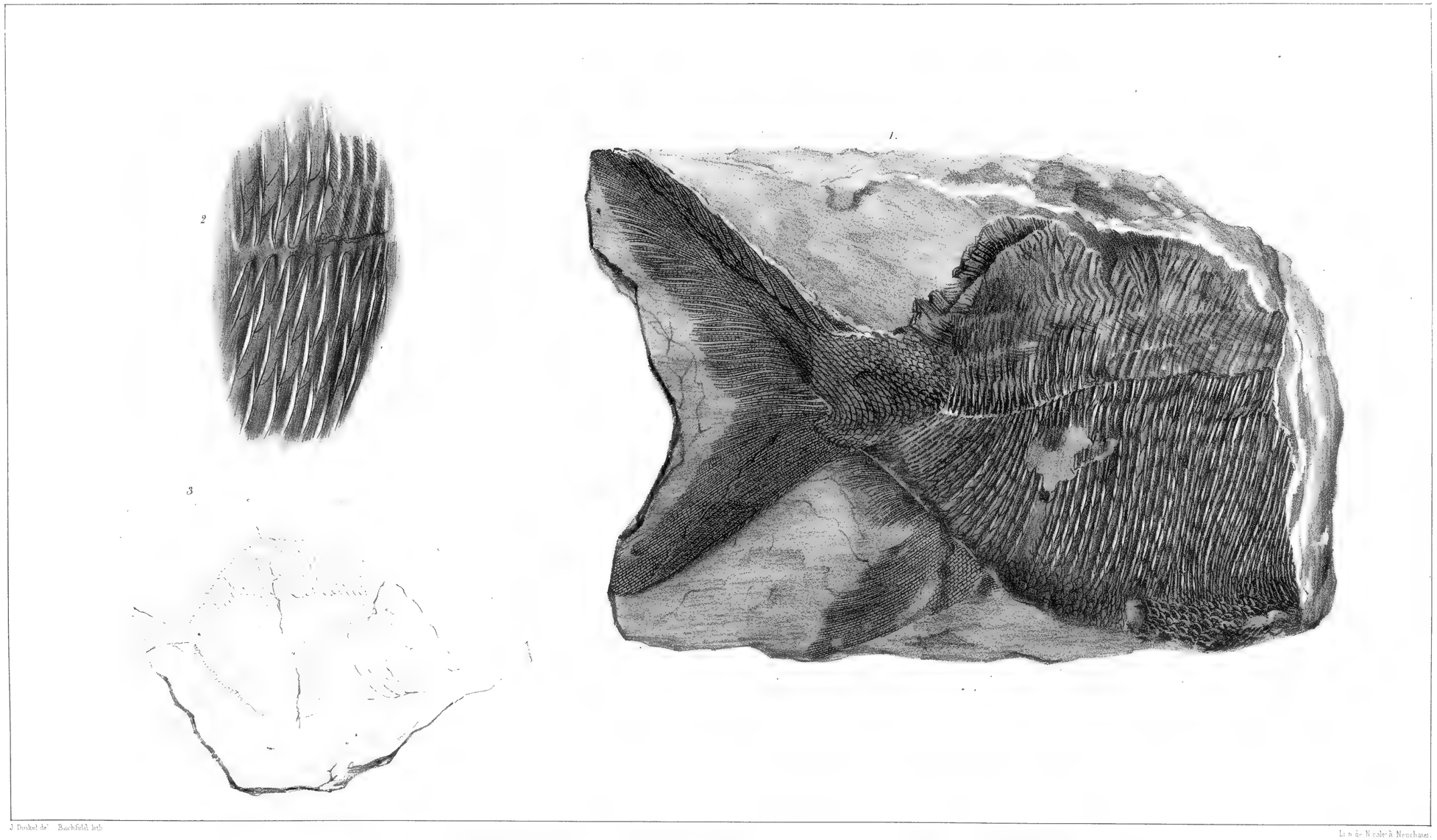

J. Dinkel del. Bachfeld lith. Lith. de Nicole à Neuchatel.

Fig. 1 et 2. PLATYSOMUS MATRURUS Seigw. — *Fig. 3.* PLATYSOMUS Ag.

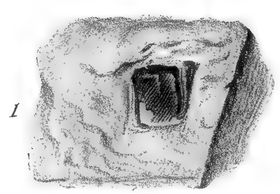
1


2

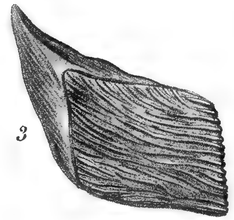
3


7

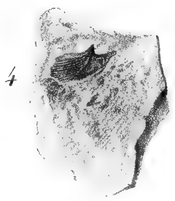
4

5


6

8

9

II

10

11

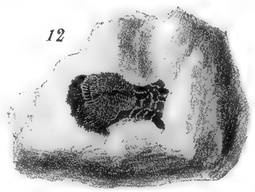
12

13

Dunkel del. Bachfeld lith.

Lith. de Nicolet à Neuchatel

Fig. 1-6. GYROLEPIS ALBERTII Ag= *Fig. 7-9.* G. MAXIMUS Ag= *Fig. 10-12.* G. TENUISTRIATUS Ag.
Fig. 13. G. (HOLOPTYCHIUS) GIGANTEUS Ag.



I. Dinkel del.

Heffron & Linlap.

Fig. 1. 2. TETRAGONOLEPIS DORSALIS *Agass.*

Fig 3. TETRAGONOLEPIS [illegible] *Agass.*



T. Bourkart del. Hellmuth in lap.

Fig. 1. TETRAGONOLEPIS DORSALIS Agass.
Fig. 2. 3. 4. 5 TETRAGONOLEPIS MONILIFER Agass.

J. Dinkel del. C. Weber in Lap.

Fig. 1. TETRAGONOLEPIS BOLÉI Agass. Fig. 2. 3. [illegible] Pro-n.

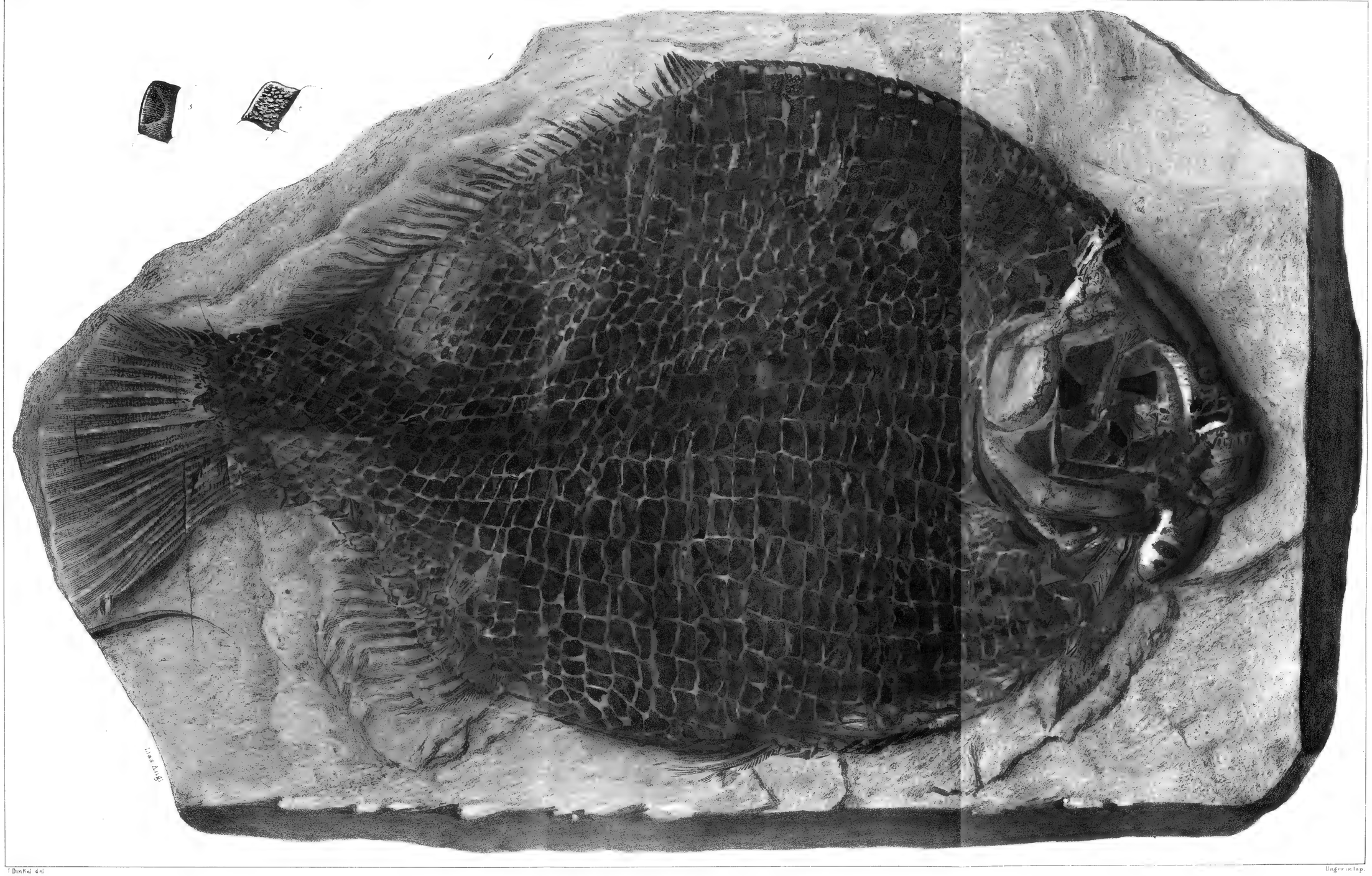

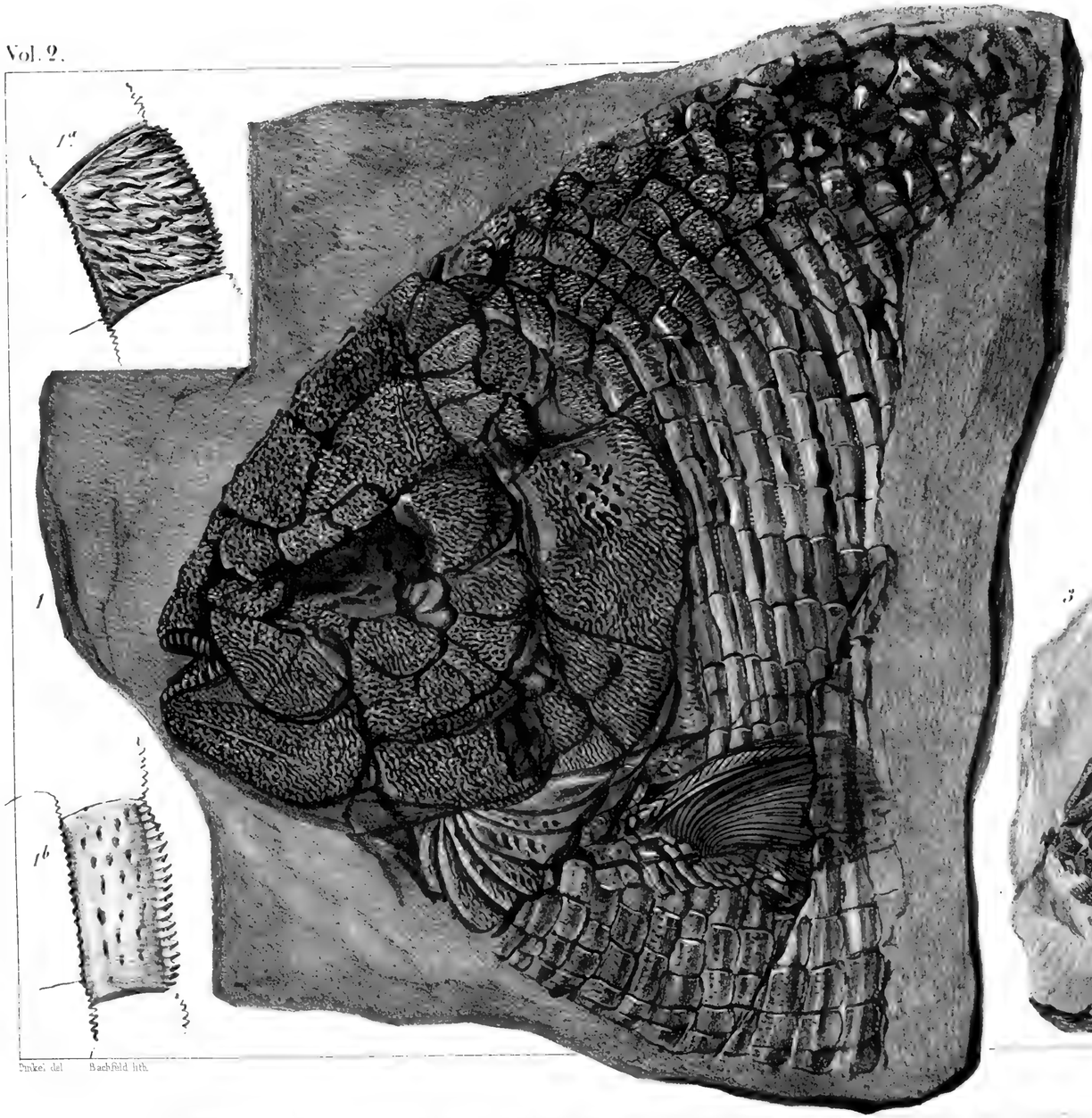

Dinkel del. Bachfeld lith.

Fig. 1.

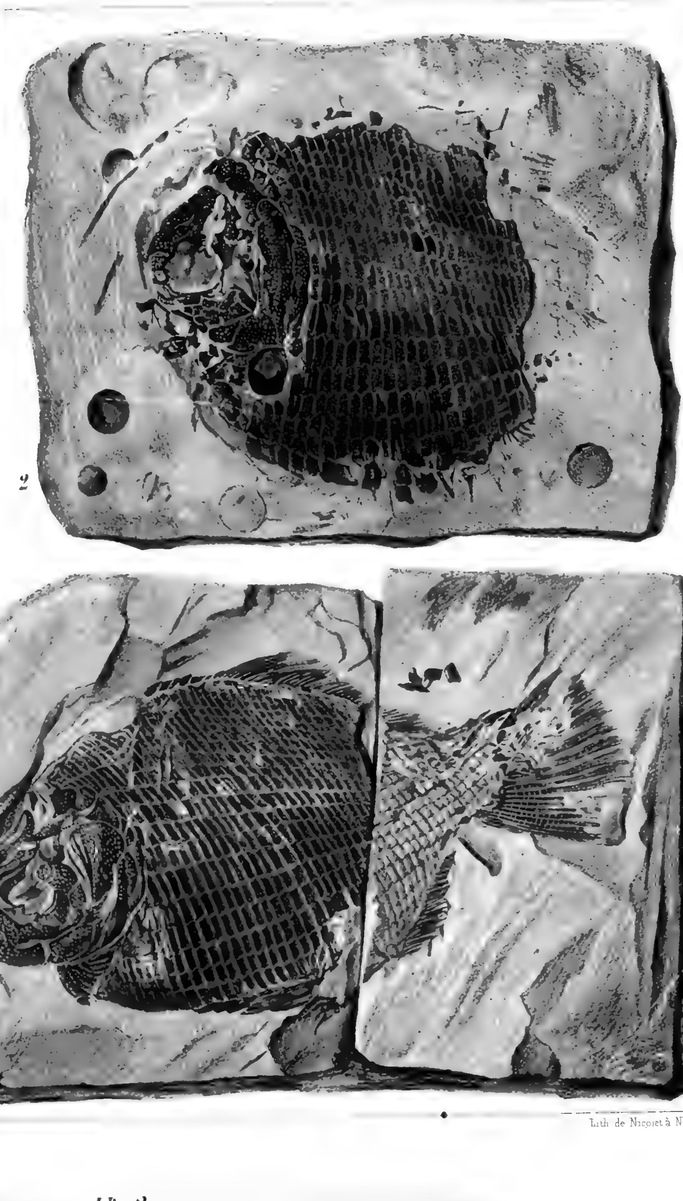

Lith. de Nicolet à Neuchatel

Fig. 2.

Fig. 3.

Dunkel del Bachfeldin Lit



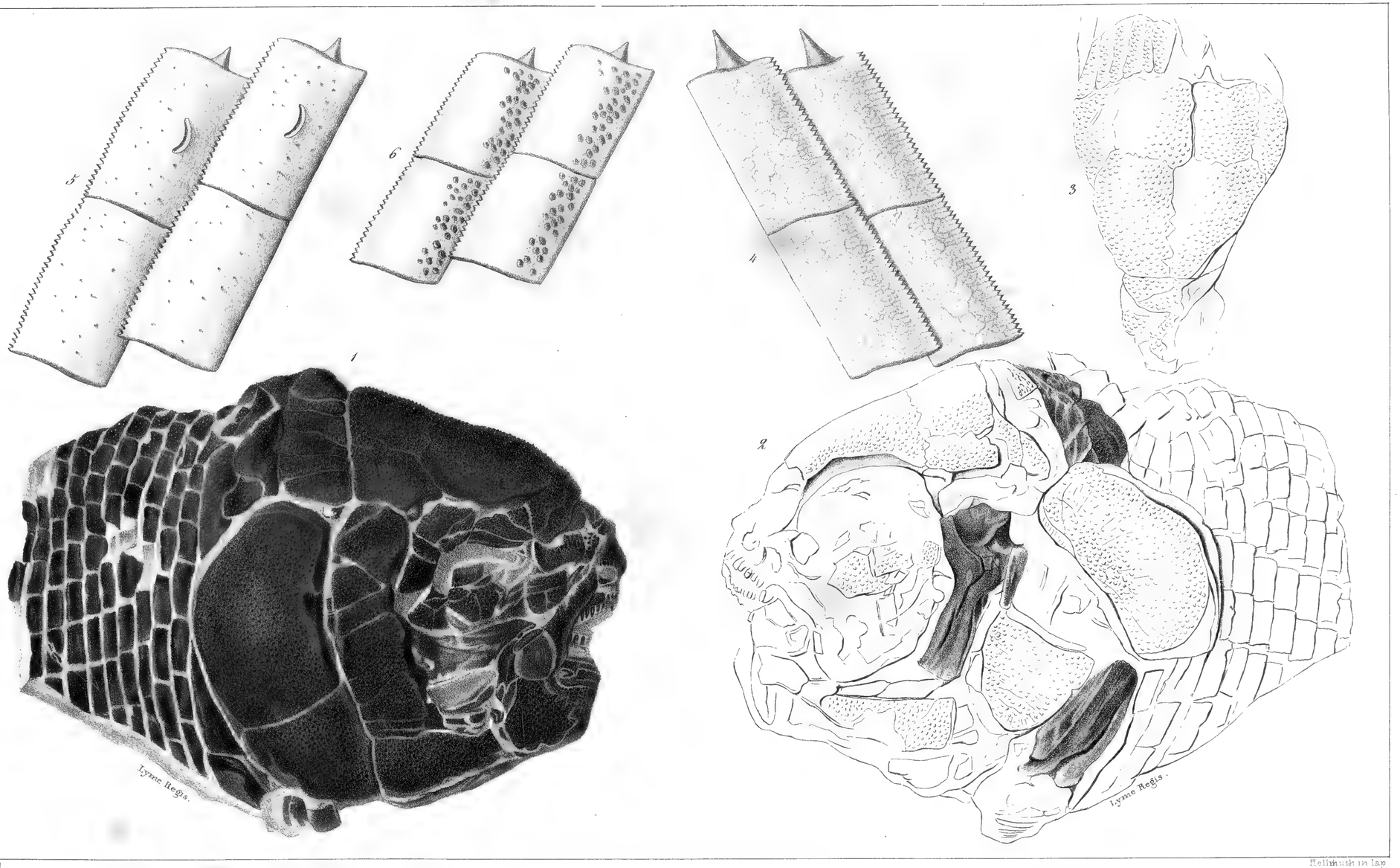

Weber del. Hellmuth in lap

TETRAGONOLEPIS [illegible] Agass.



Bourkhardt del

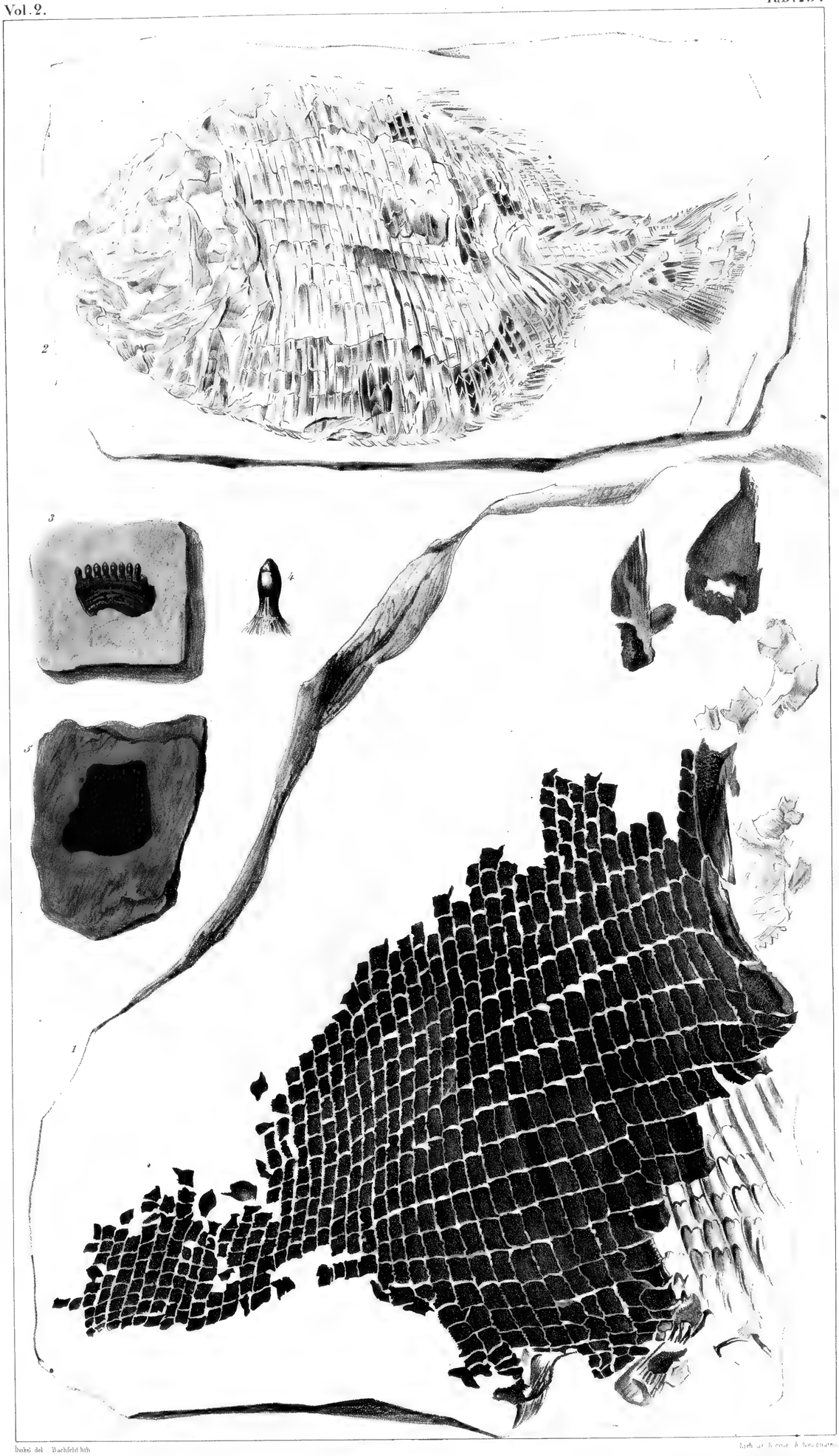

Dinkel del. Bachfeld lith. Lith. de Nicolet & Neuchatel

Fig. 1. TETRAGONOLEPIS HETERODERMA Ag. *Fig. 2.* TETR. PHOLIDOTUS Ag.
Fig. 3-5. TETR. MASTODONTEUS Ag.

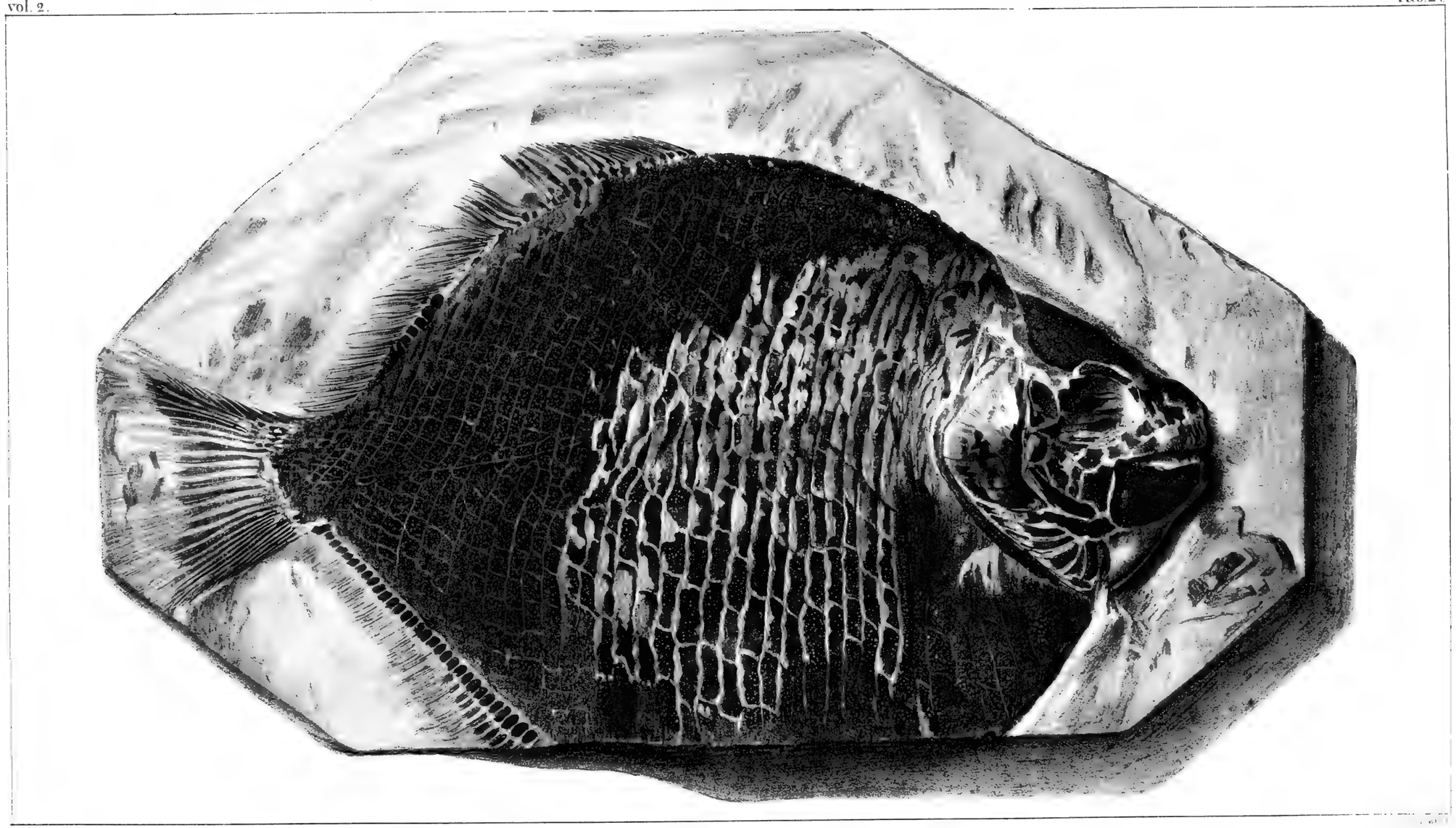

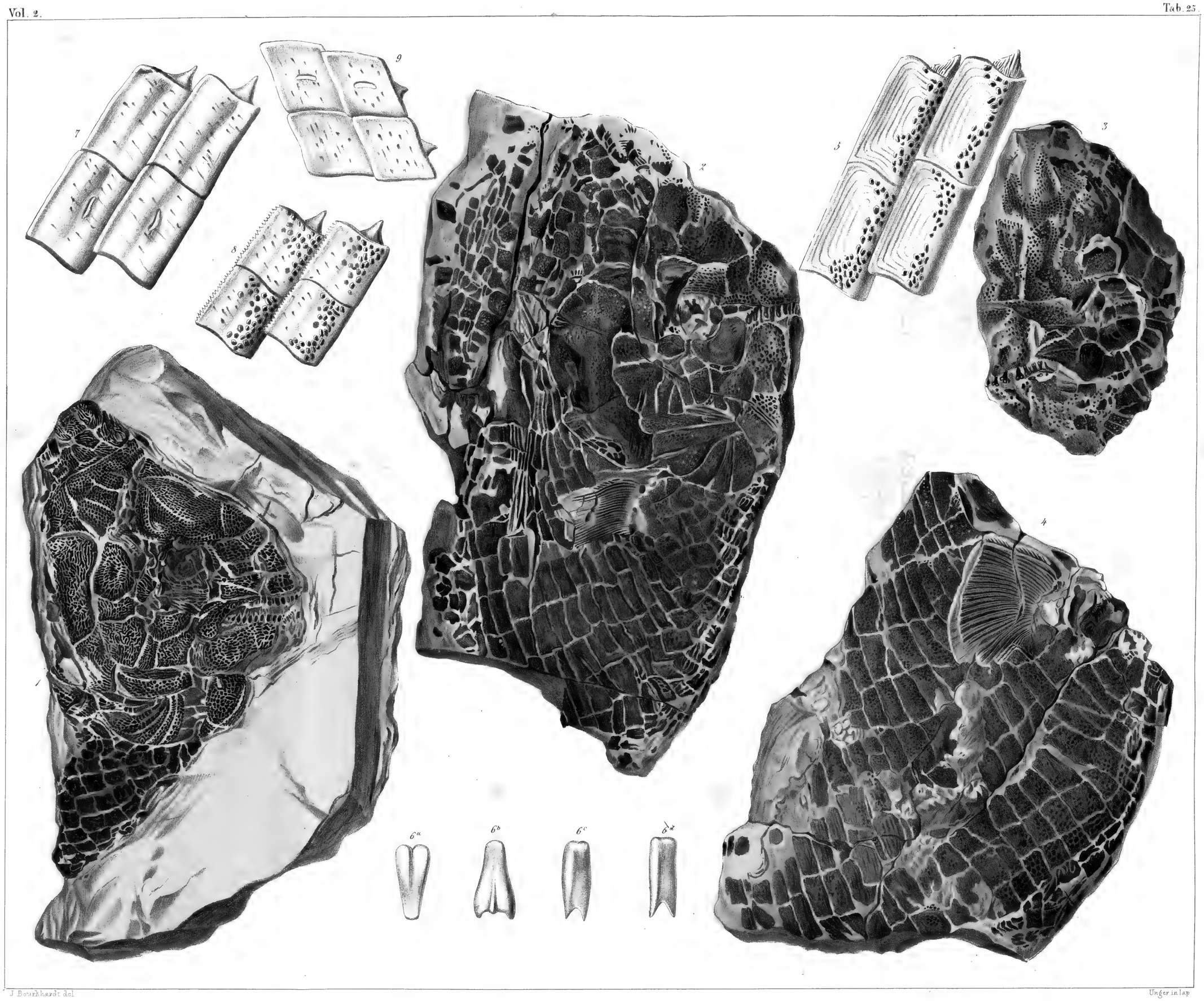

J. Bourkhardt del. Unger in lap.

Fig. 1. 6c. DAPEDIUS POLITUS de la Bèche. Fig. 2.3.4.5.6a 6b. DAPEDIUS GRANULATUS Agass. Fig. 6d 7.8.9. DAPEDIUS PUNCTATUS Agass.







Lyme Regis

Weber del

Hellmuth in lap.

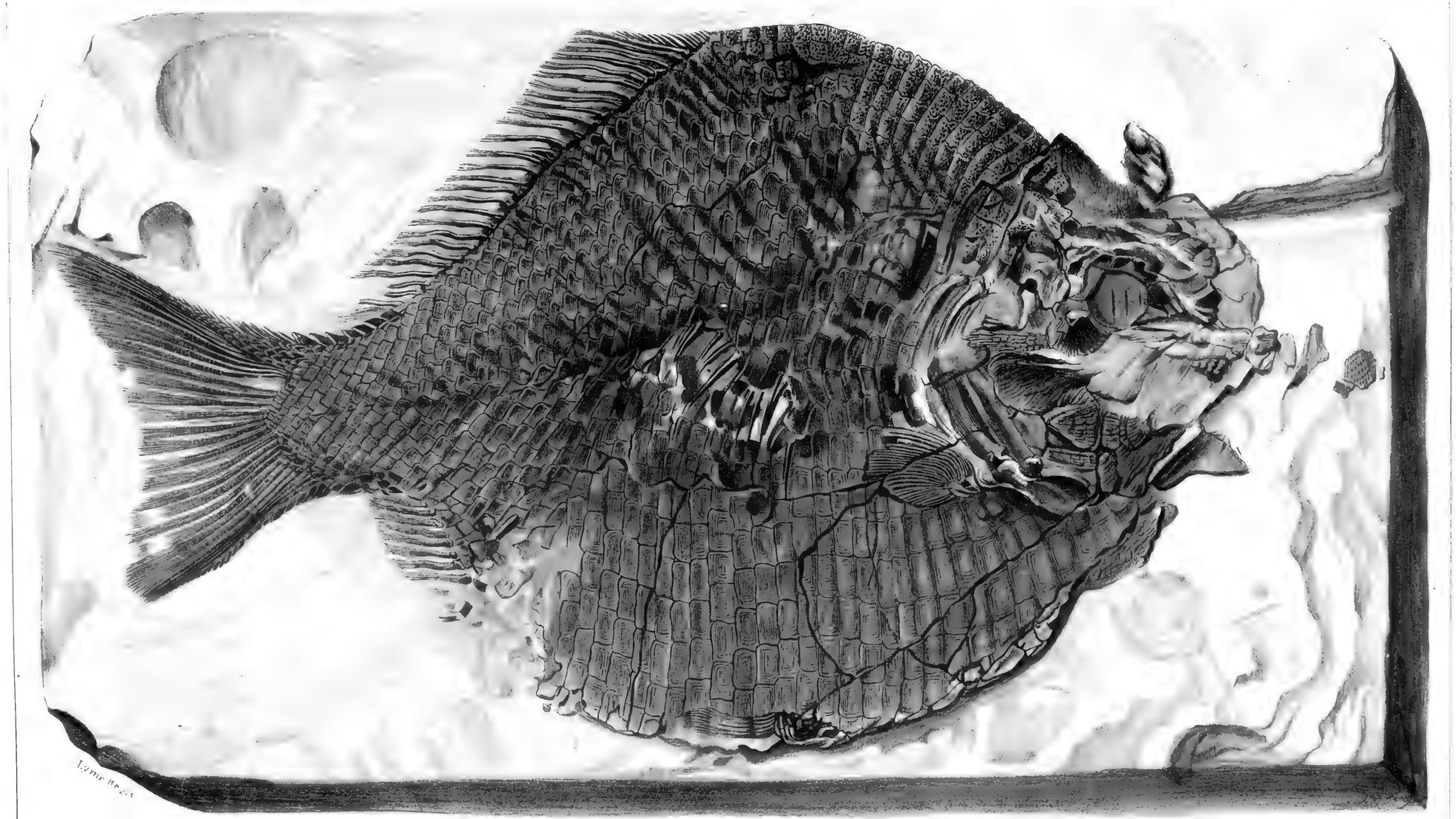

J. Drahel del.

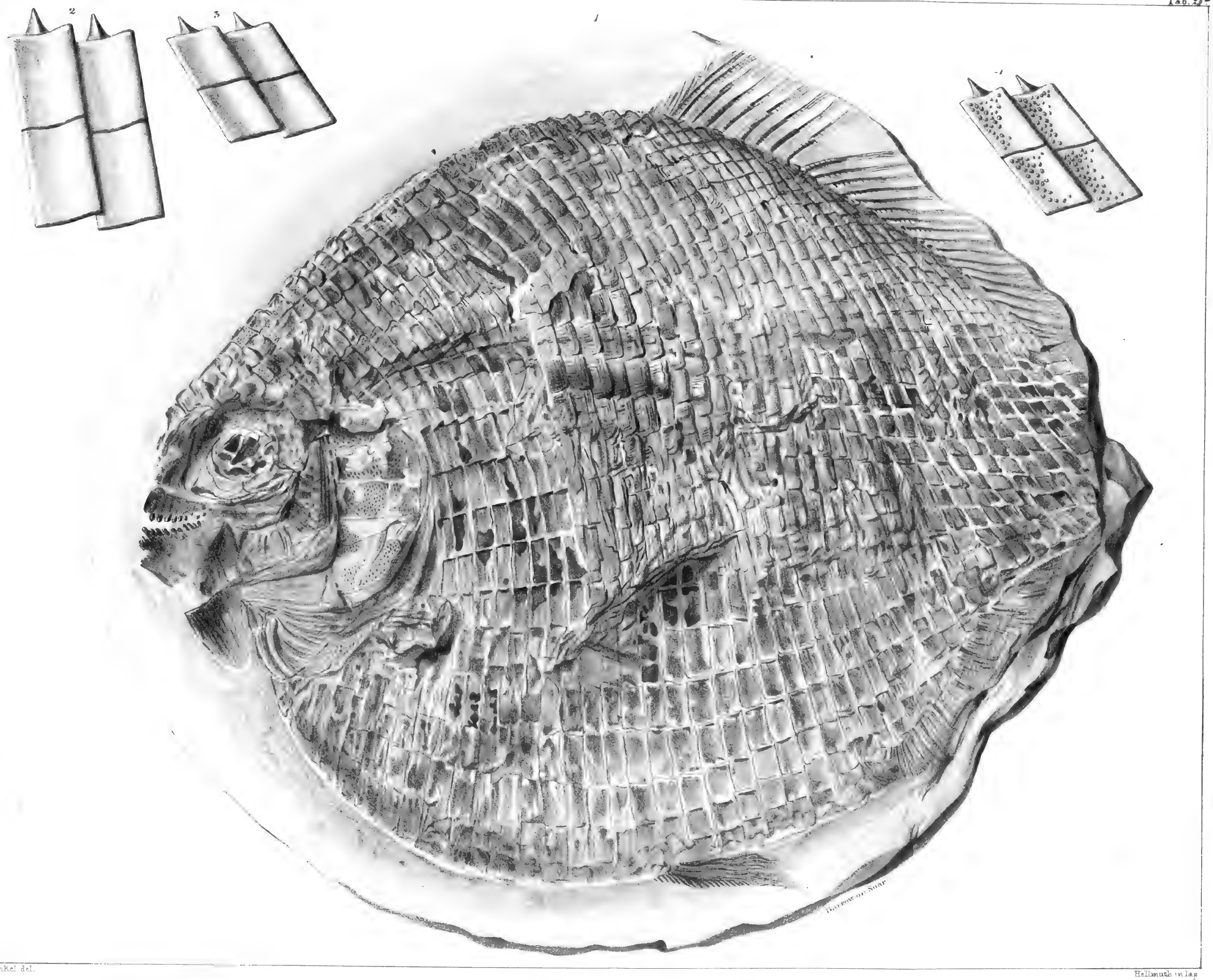

J.Dinkel del.

Hellmuth in lap

DAPEDIUS ORBIS Agass.



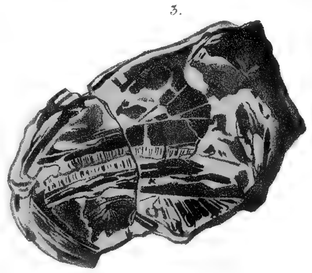



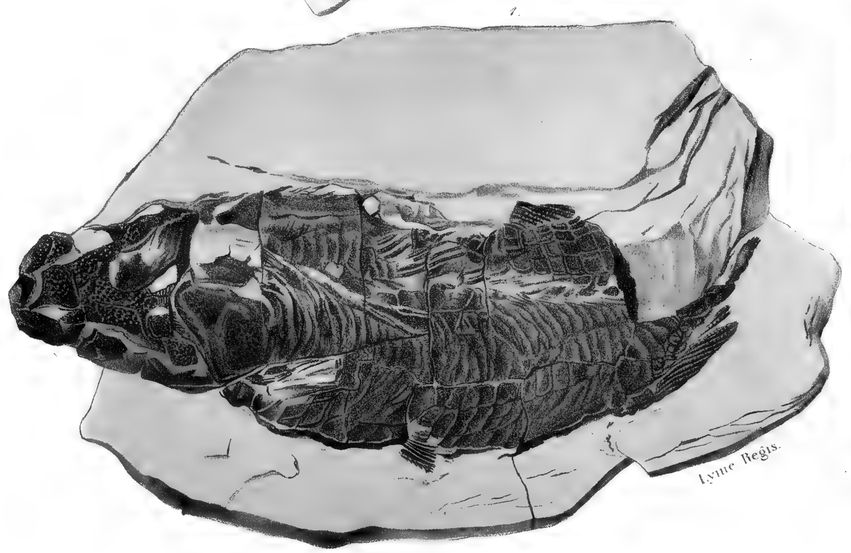
Lyme Regis.



J. Dinkel del. C. Weber in Lap.

Fig 1. SEMIONOTUS LEPTOCEPHALUS Agass. Fig 2_3. S: BERGERI Ag:



Bourchart del.



J Dinkel del. C. Weber in Lap

[illegible] LATUS Agass.

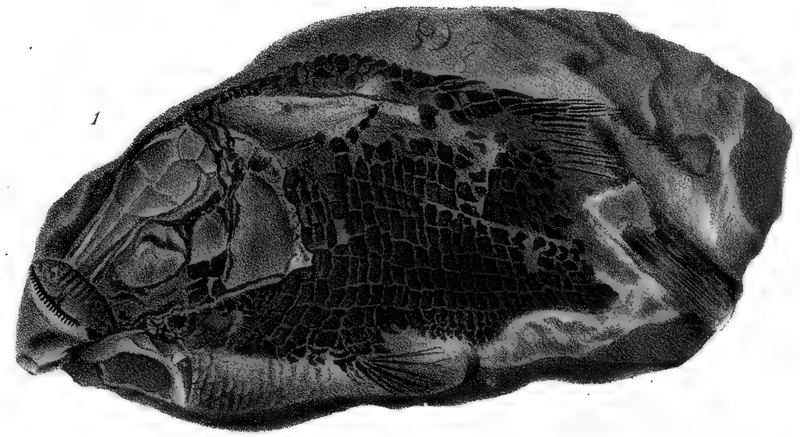
1

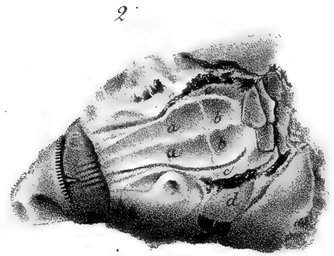
2

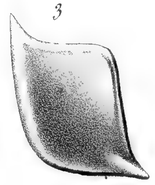
3

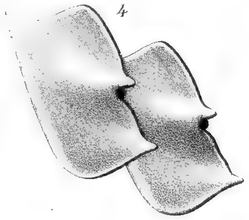
4

5

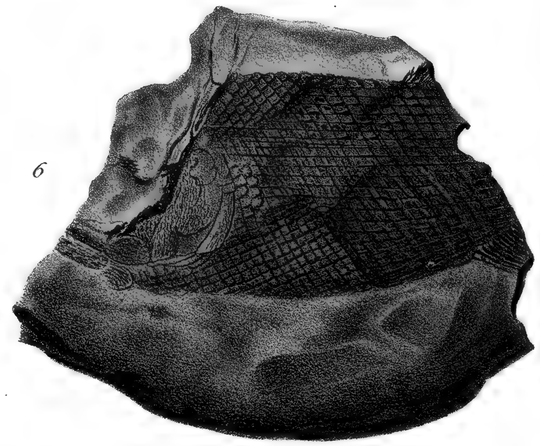
6


a

7

b

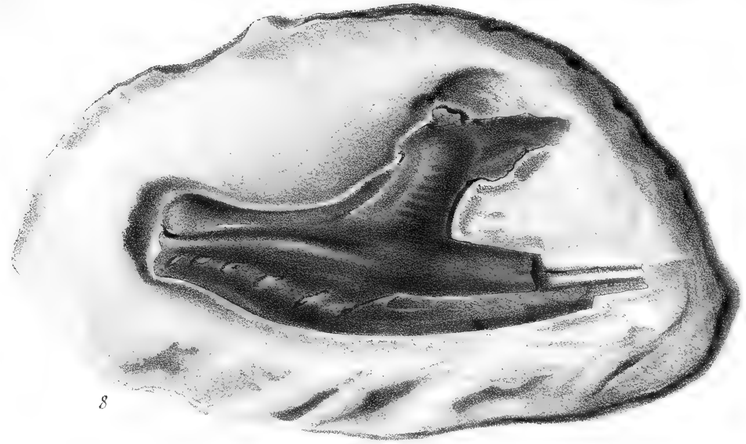
8

Lith de Nicolet à Neuchâtel Suisse

Fig.1-5. [illegible] *Fig.6et 7.* [illegible] *Fig.8.* [illegible]

C. Weber del. ad. Nat. et in Lapid.

LEPIDOTUS GIGAS Agass.



L. Weber ad Nat. et in Lapid. del.

LEPIDOTUS GIGAS Agass.



Hellmuth in lap.

[illegible] Agass.

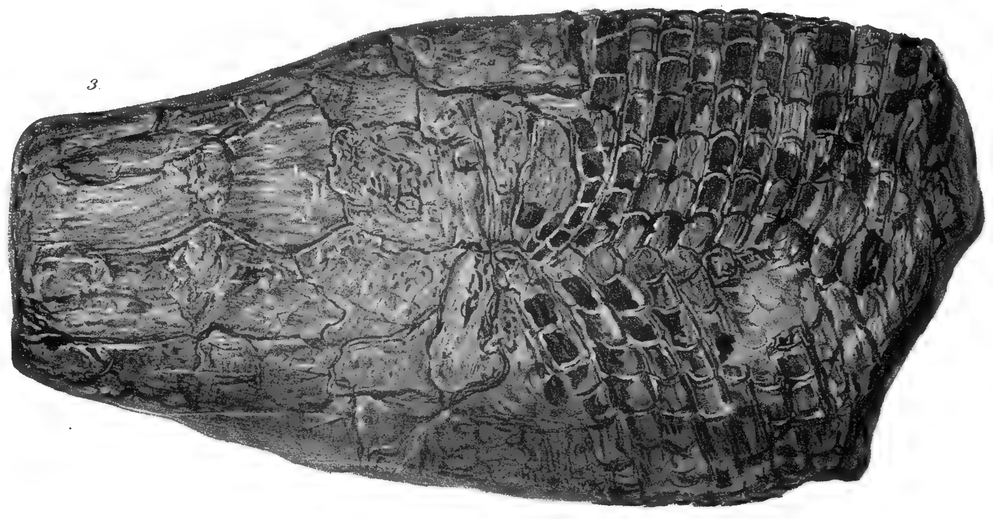

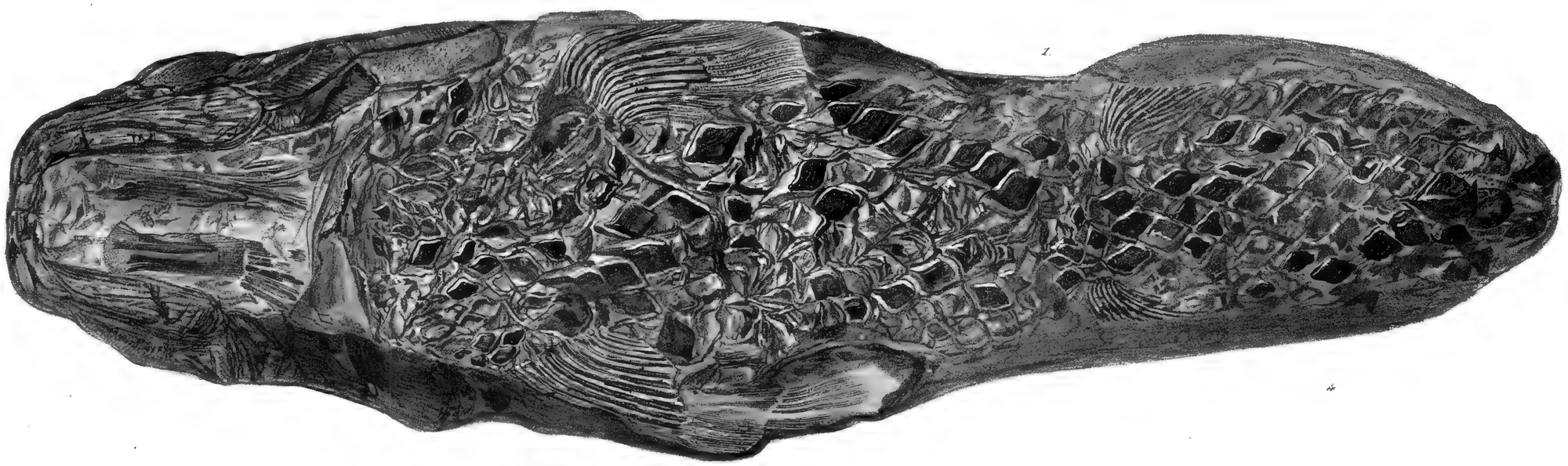

Dinkel. ad nat. Bacsfeld in lap

Lith. de Nicolet à Neuchatel

SERRATUS



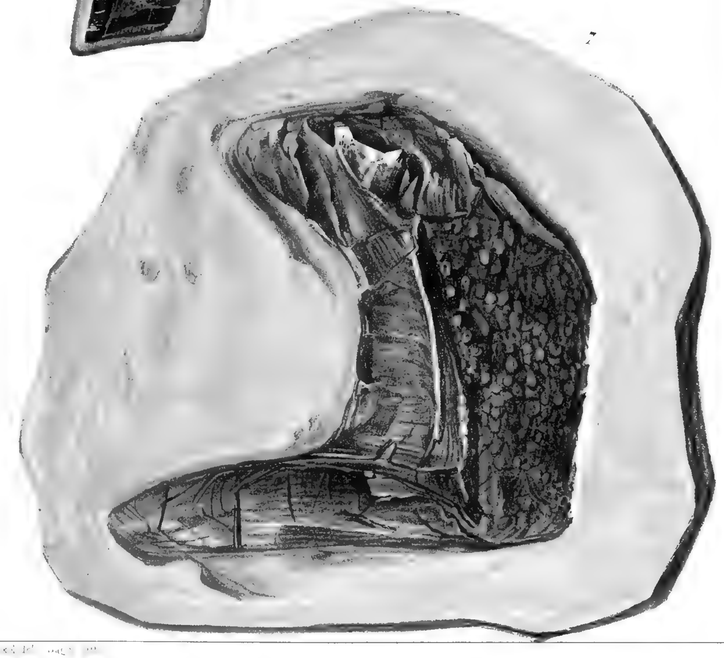

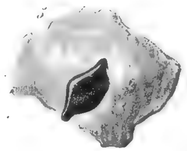

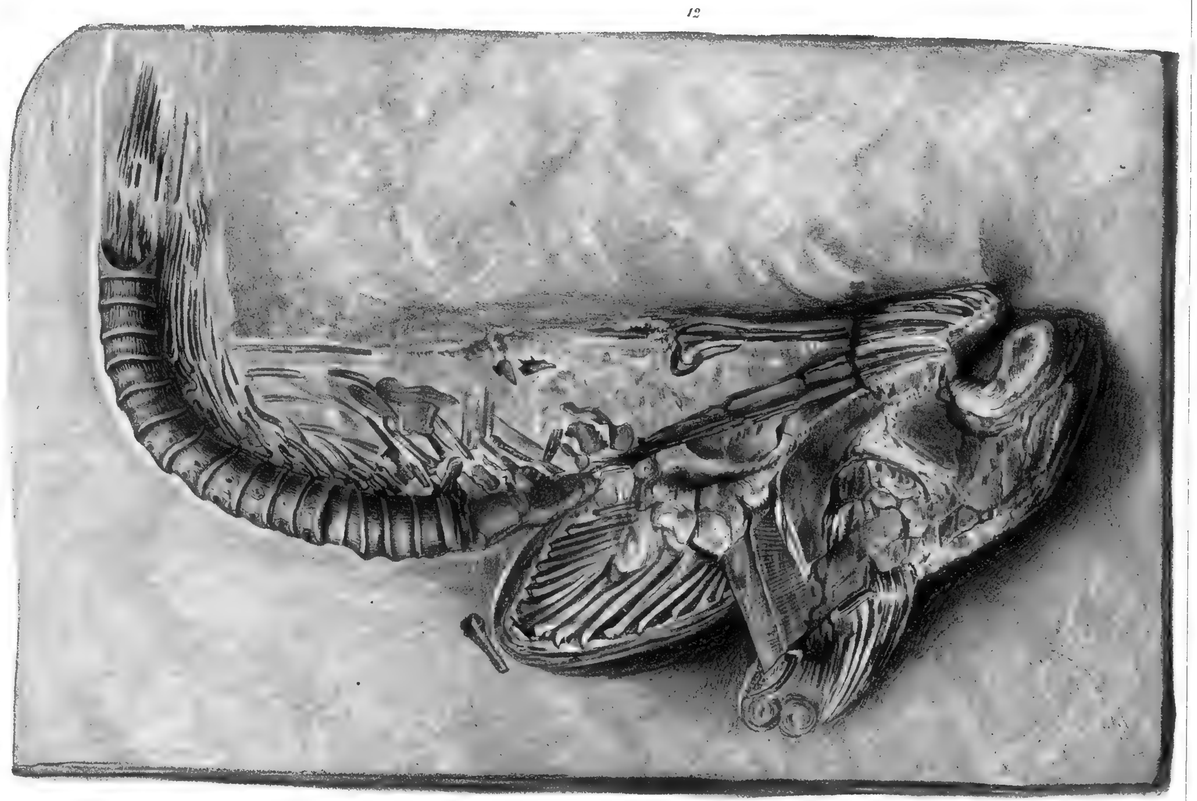

Fig. 1. Fig. 2 a 3. Fig. 4 et 5.

Fig. 7. Fig. 8-11. Fig. 12.



J Dinkel. del

C Weber in Lap

Fig 1. LEPIDOTUS UMBONATUS Agass. *Fig 2 3* L: RADIATUS Ag: *Fig 4.5.6* L: SUBDENTICULATUS Ag:
Fig 7 8 9 L: UNGUICULATUS Ag: *Fig 10–15.* L: MANTELLII Ag:


1
2
4
5
6
3

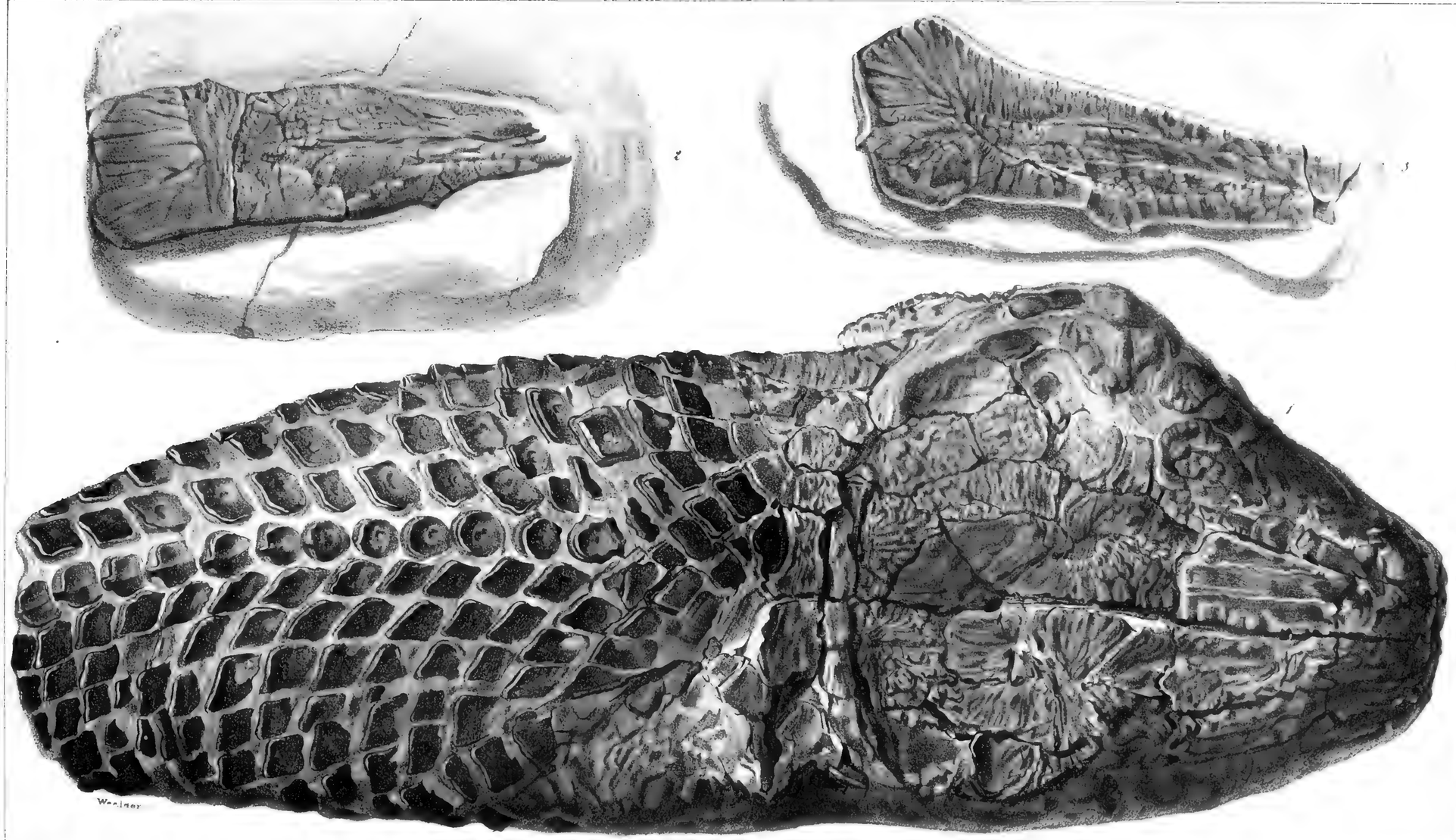

J. [illegible] del.



Jos. Dinkel del.

Hellmuth in lap.

?



1

3

Lith de Nicolet & Thez



C. Weber del. ad Nat. et in Lapid.

LEPIDOTUS ORNATUS Agass.

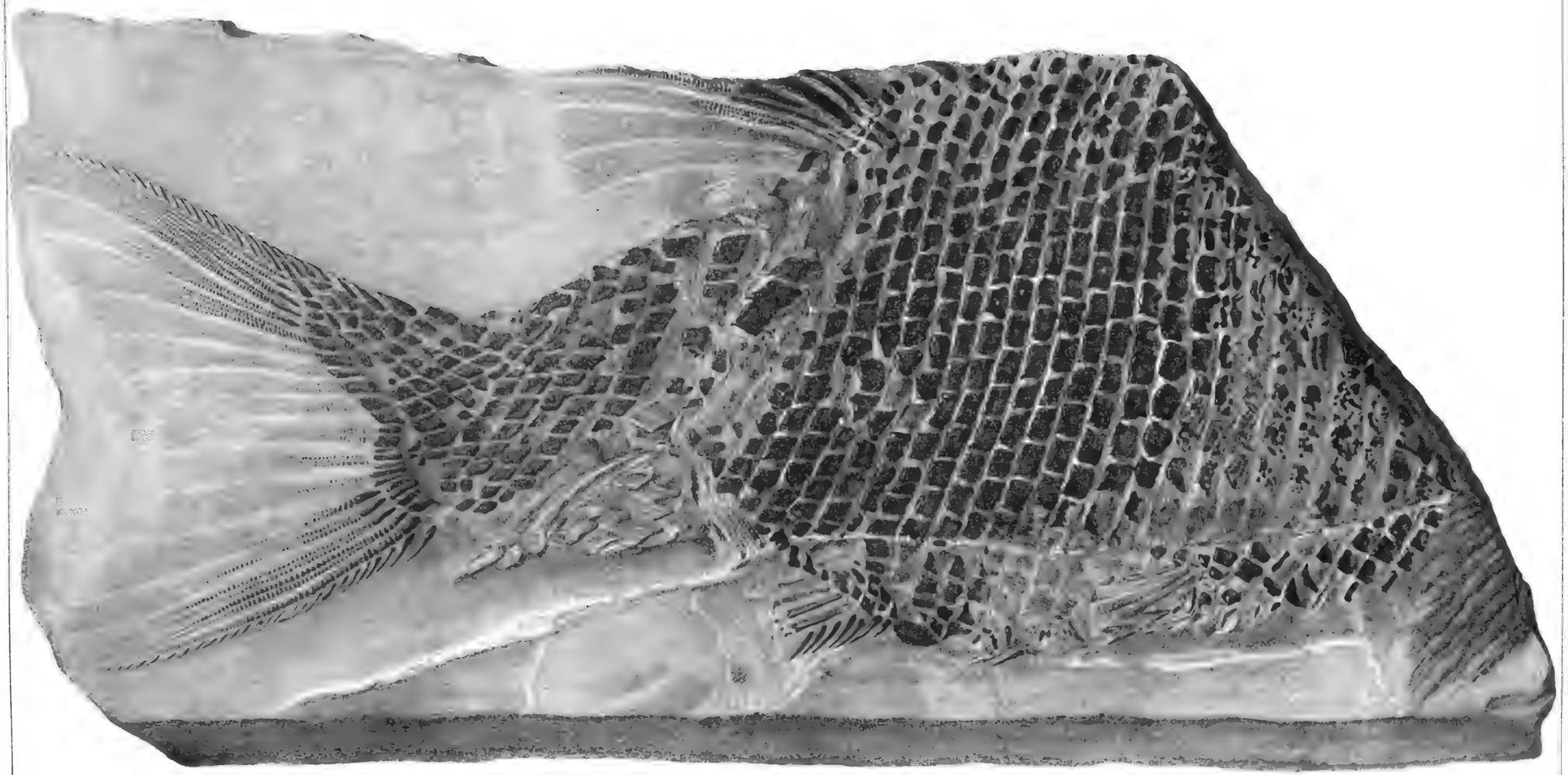

J. Dinkel del. Unger in Lith.

LEPIDOTUS



Dinkel del. Bachfeldt lap.

LEPIDOTUS RUGOSUS Ag.



...ion de Nicolet à Neuchatel (Suisse)

[illegible] FIMBRIATUS Ag.

1.



2 b. 3 b. 4 b.

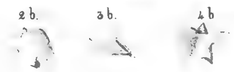

Jol. Dinkel del

C. Weber

LEPIDOTUS MINOR Agass.



de Mco et à Neuchatel

Fig. 1-3. *Fig. 4.* *Fig. 5-7.*

Fig. 8 a 9.



Schenhoten.

J. Dinkel del. Ungermlap

[illegible] Agen.



1.

3.

4.



2.



6.

7.

5.

Fig. 1. — *Fig. 2-4.* — *Fig. 3.*
Fig. 6. 7.

1.



2.

3.

4.

5.

7.



6.



8.

Dunkel del. Jäger in. sc.

Lith. de Nicolet & Thez a Neuchatel (Suisse).

Fig. 1-5. PHOLIDOPHORUS LIMBATUS Ag. – *Fig. 6. 7.* PHOL. ORNATUS Ag. – *Fig. 8.* PHOL. FLEISHERI Ag.



Dinkel del. Jäger m. lap.

Fig. 1. PHOLIDOPHORUS MICROPS Ag. – *Fig. 2.* PHOL. LONGISERRATUS von Münst.
Fig. 3. PHOL. TENUISERRATUS von Münst. – *Fig. 4.* PHOL. STRIOLARIS von Münst.

Fig. 1

Fig. 2

Fig. 3



Fig. 4.

Fig. 7

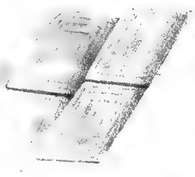

Fig. 6.





Fig. 5.

Weber pinx. Lith. de Nicolet à Neuchatel Soure, Lith.



C. Weber ad Nat. et in Lap. del.

PHOLIDOPHORUS MACROCEPHALUS Agass.



Solenhofen

Koppel del

C Weber in lap



J. Dinkel del. Lith. de Nicolet à Neuchâtel (Suisse)

Fig. 1. PHOLIDOPHORUS MICRONYX Agass. — *Fig. 2.* PH. GRACILIS v. Münst.
Fig. 3. PH. INTERMEDIUS v. Münst. — *Fig. 4.* PH. TENUISERRATUS v. Münst.

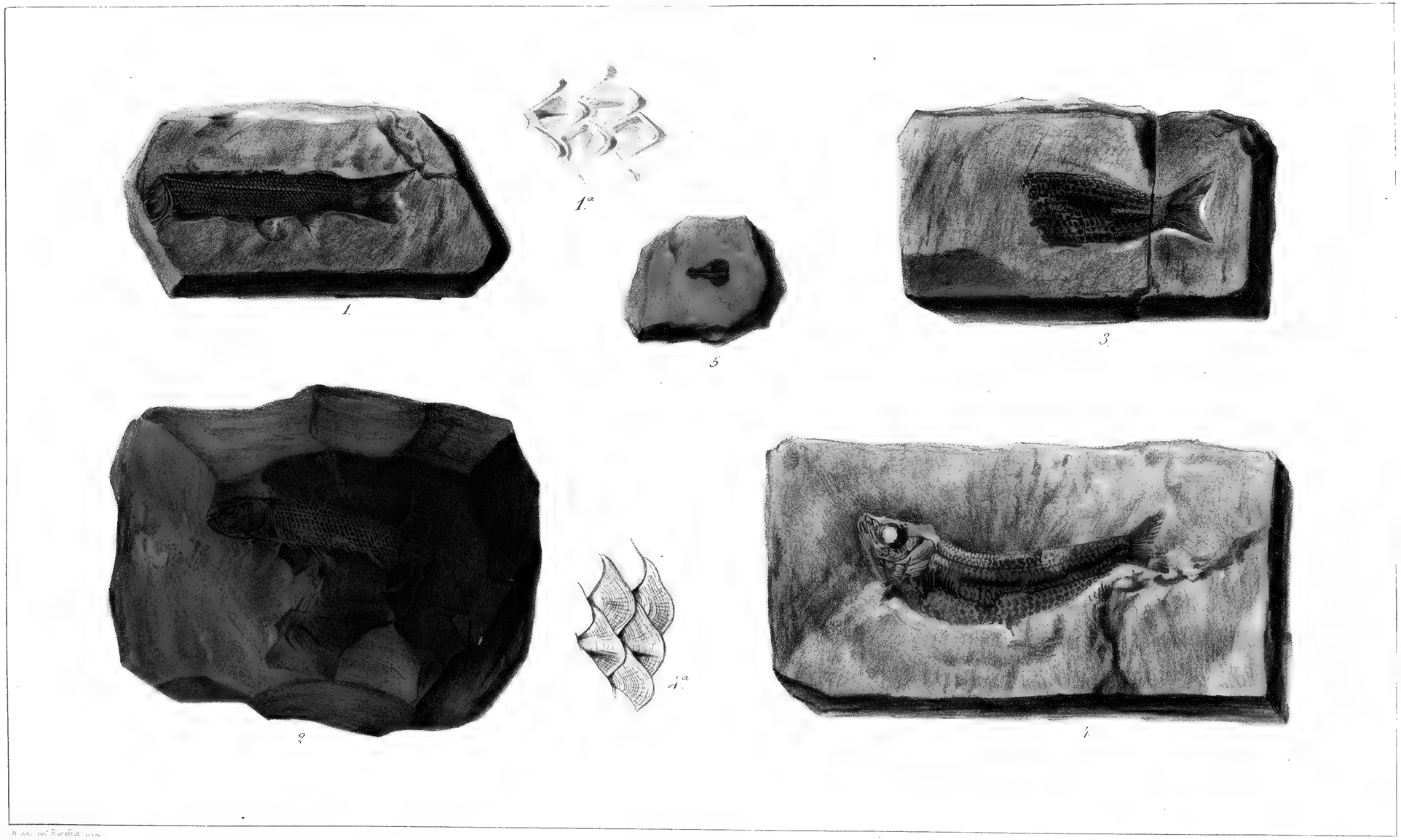

Fig. 1. PHOLIDOPHORUS HASTINGSIÆ Ag. – 2. PH. ANGUSTUS Ag. – 3. 4. PH. STRICKLANDI Ag. – 5. PH. MINERA.



Lith. de Nicolet à Neuchâtel.

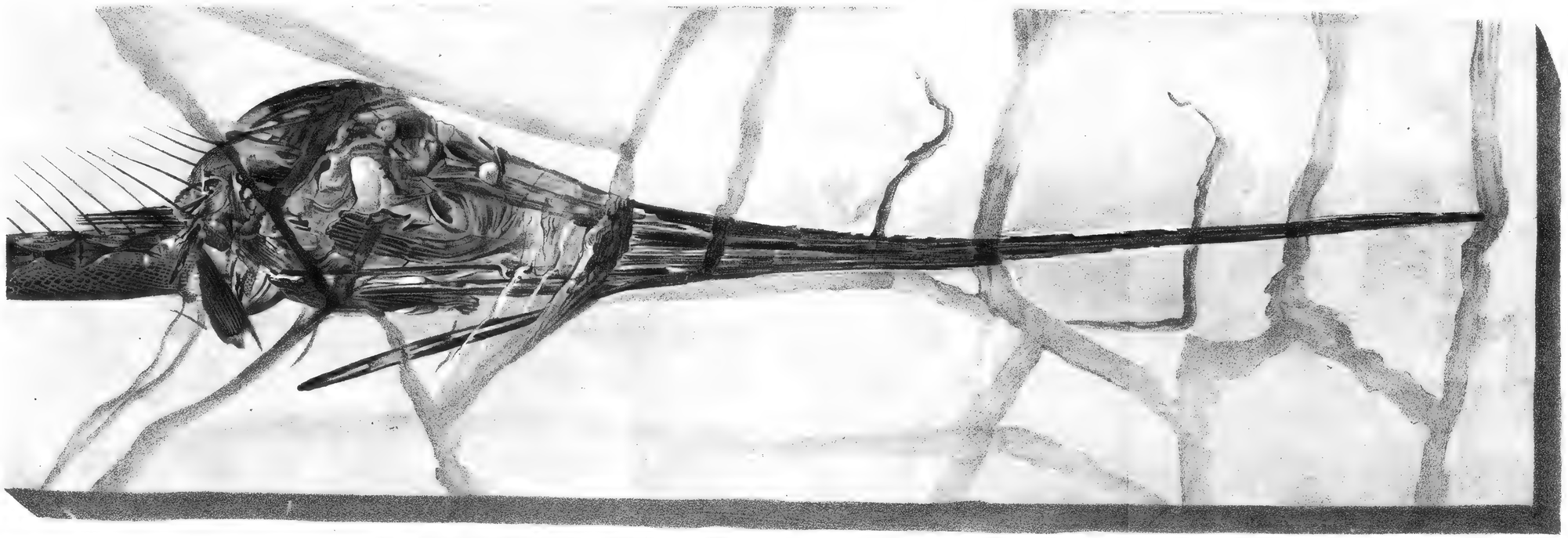

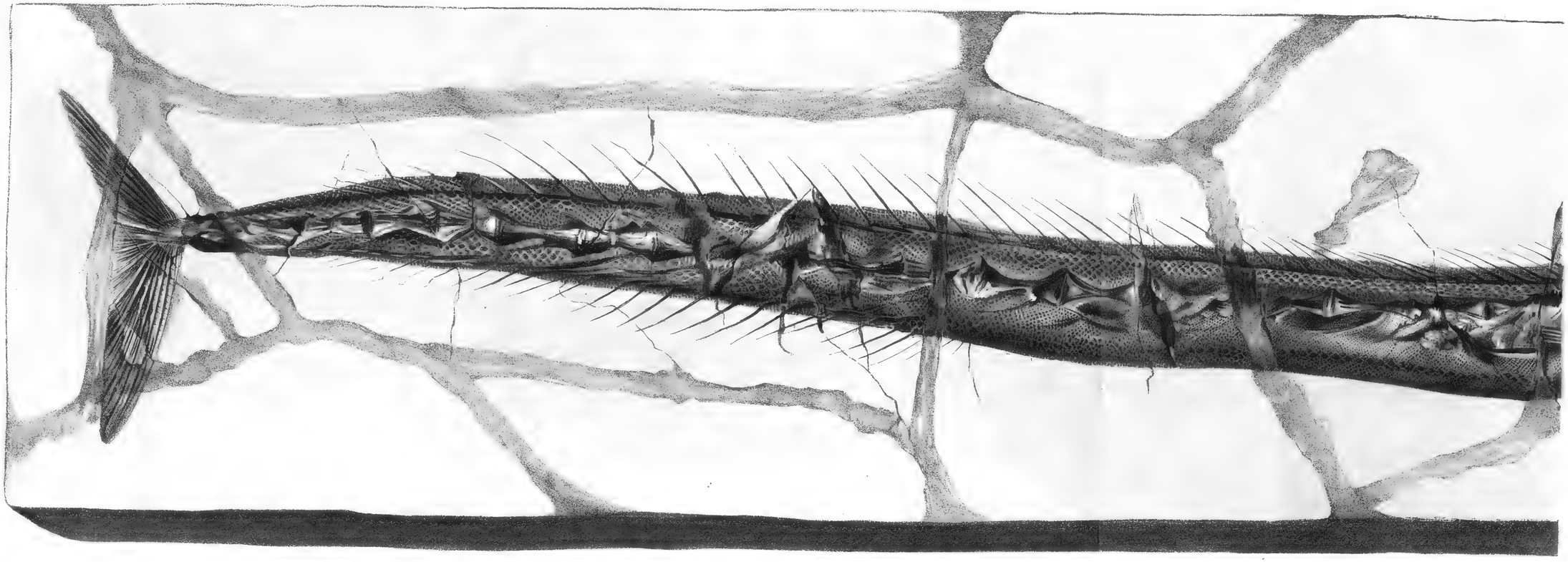

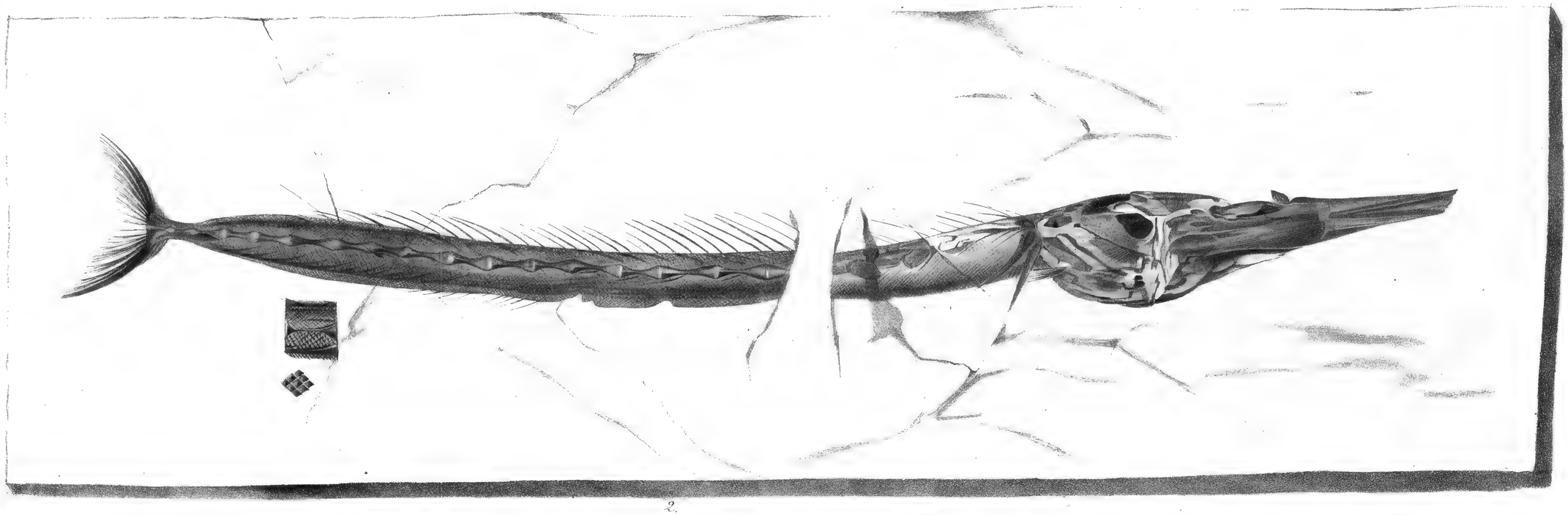

2.

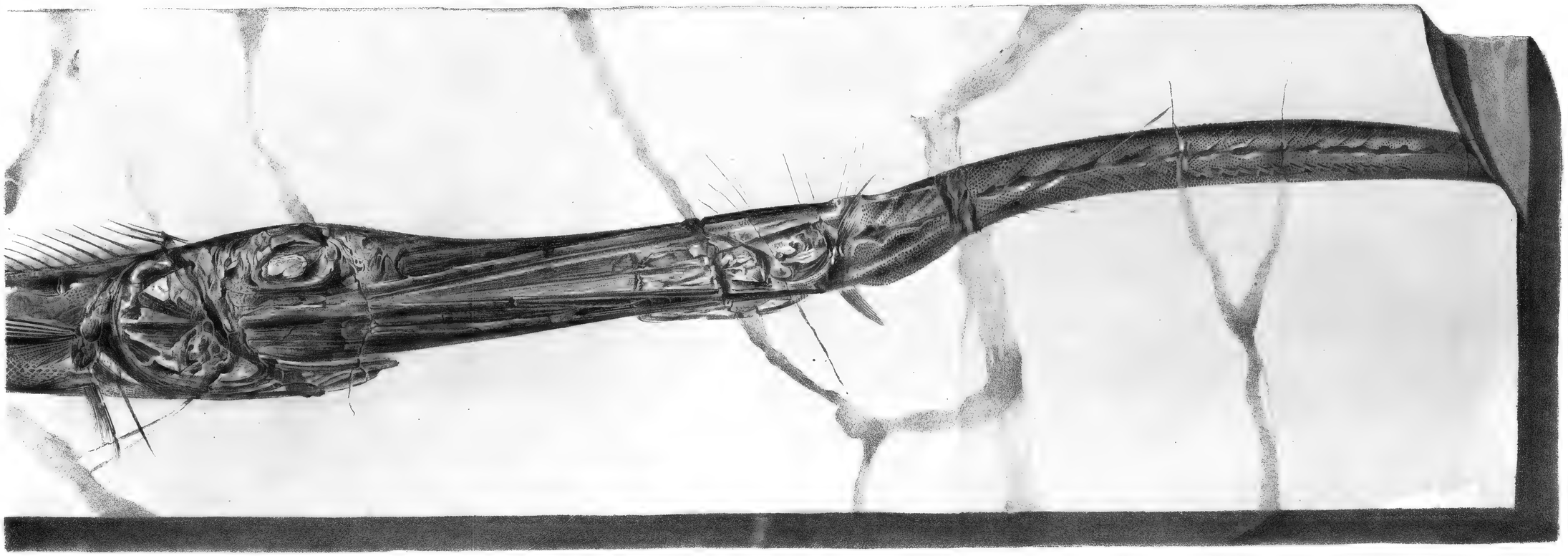

3

Lith. de Nicolet à Place à Neuchatel (Suisse)



ASPIDORHINCHUS [illegible]



Jäger in lap.

Lith. de Nicolle à Neuchâtel

ASPIDORHYNCHUS AUTEROSTERIS Ag.

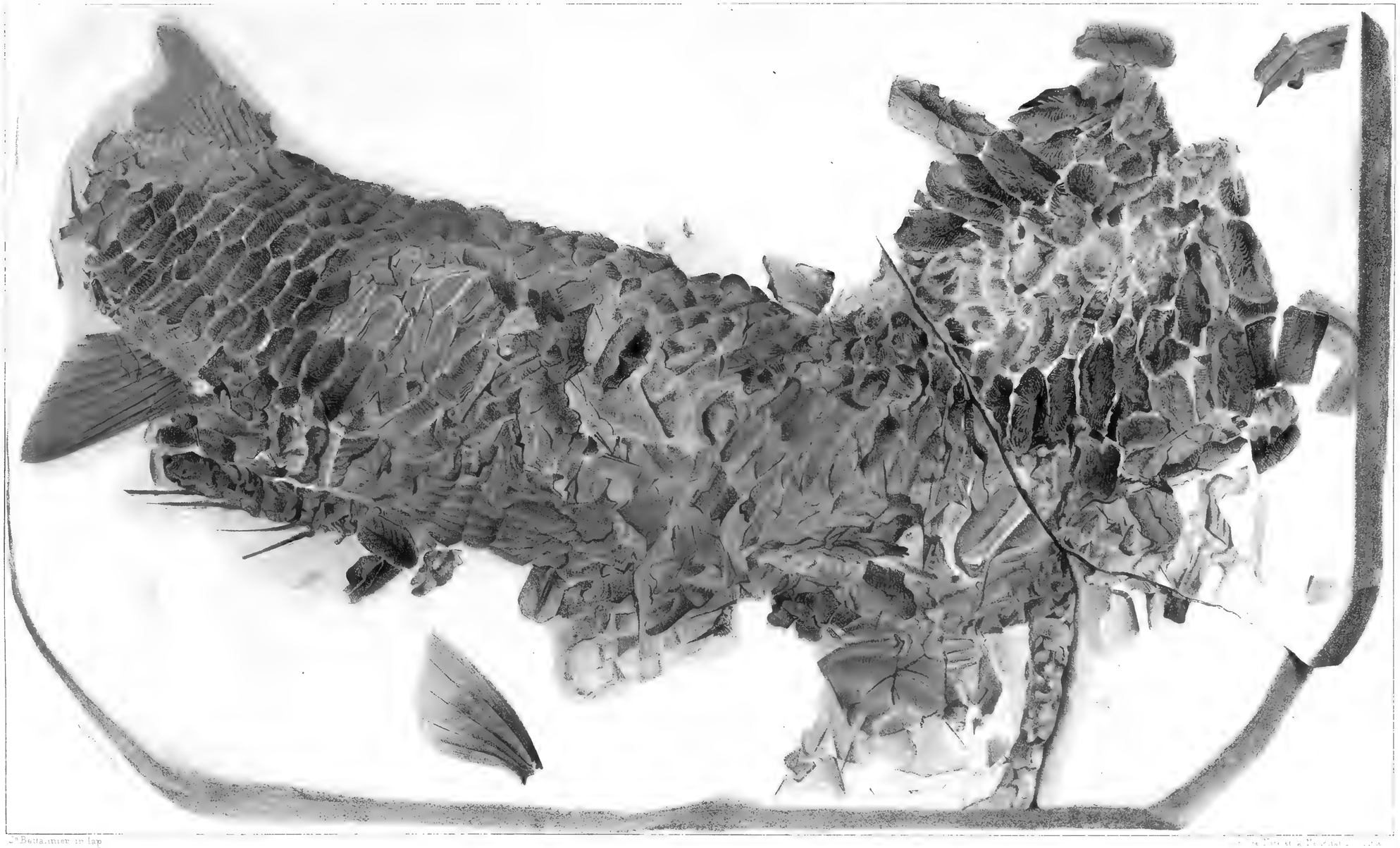

J. Bettalmier in lap.

ASPIDORHYNCHUS







Dunkel del. Bernfeld lith.

Lith. de Nicolet à Neuchatel (Suisse)

Fig. 1. *Fig. 2.* *Fig. 3 et 4.*

Fig. 5.

Fig. 1.

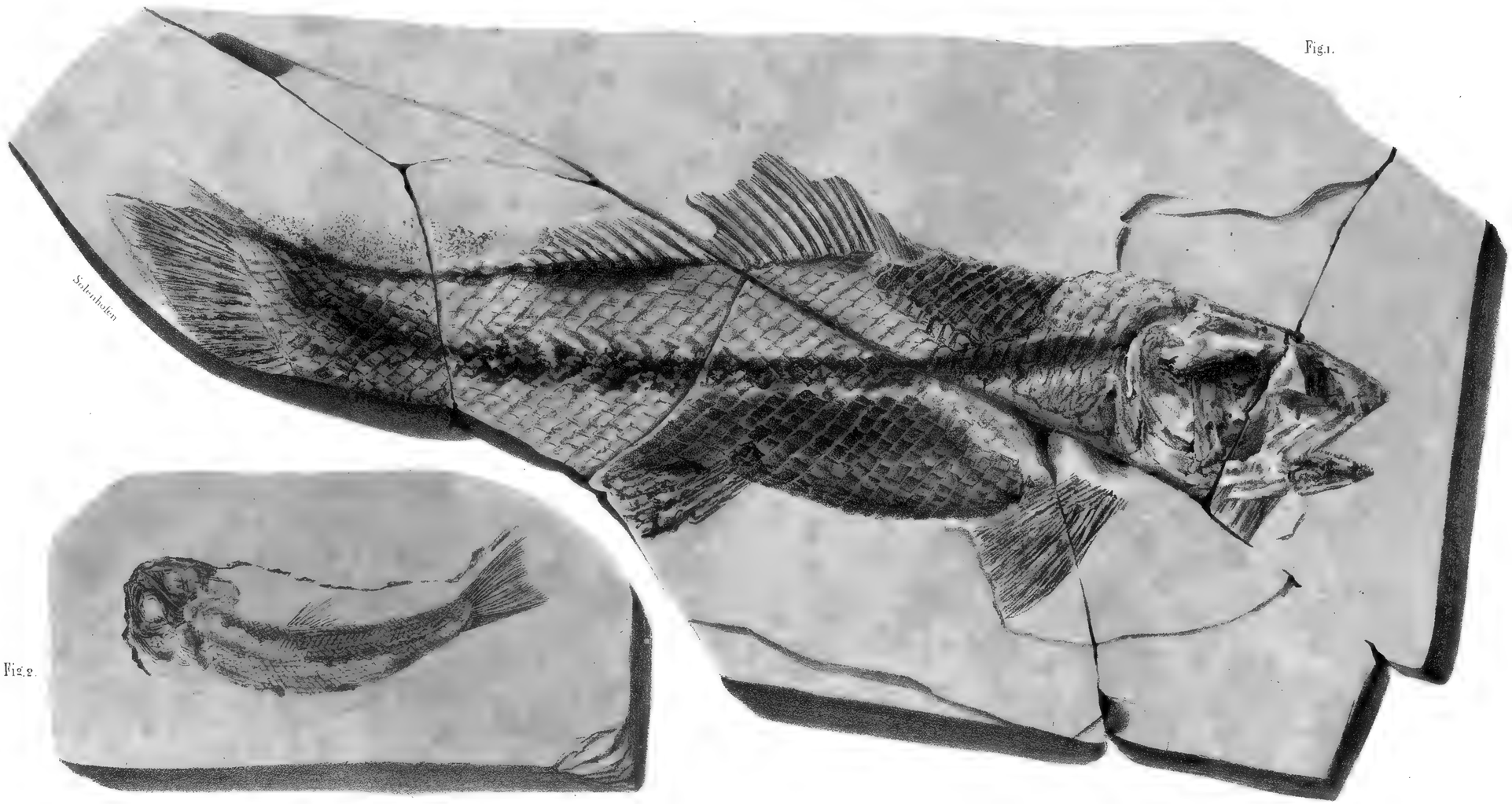

Fig. 2.

Dinkel pinx

Lith. Nicolet à Neuchatel



Dinkel del. Hellmuth in lapid

Fig. 1. NOTAGOGUS ZIETENII Agass. Fig. 2. NOTAGOGUS PENTHANDI Agass. Fig. 3 NOTAGOGUS LAMOR Agass.



Koppel del. Weber in lap.

Fig. 1. 5. [illegible] Agass. Fig. 6. 8. [illegible] Agass.

2

1



3

Solenhofen



4

Koppel del.

C. Weber in lap.

Fig. 1.2. MEGALURUS ELONGATUS v. Münst. *Fig. 3.* MEGALURUS BREVICAUDATUS Agass.
Fig 4 MEGALURUS PARVUS v. Münst.



Dinkel ad nat. Jagor in lap

Lith. de Nicolet et Jeanjaquet à Neuchatel (Suisse)



C. Weber in lap.

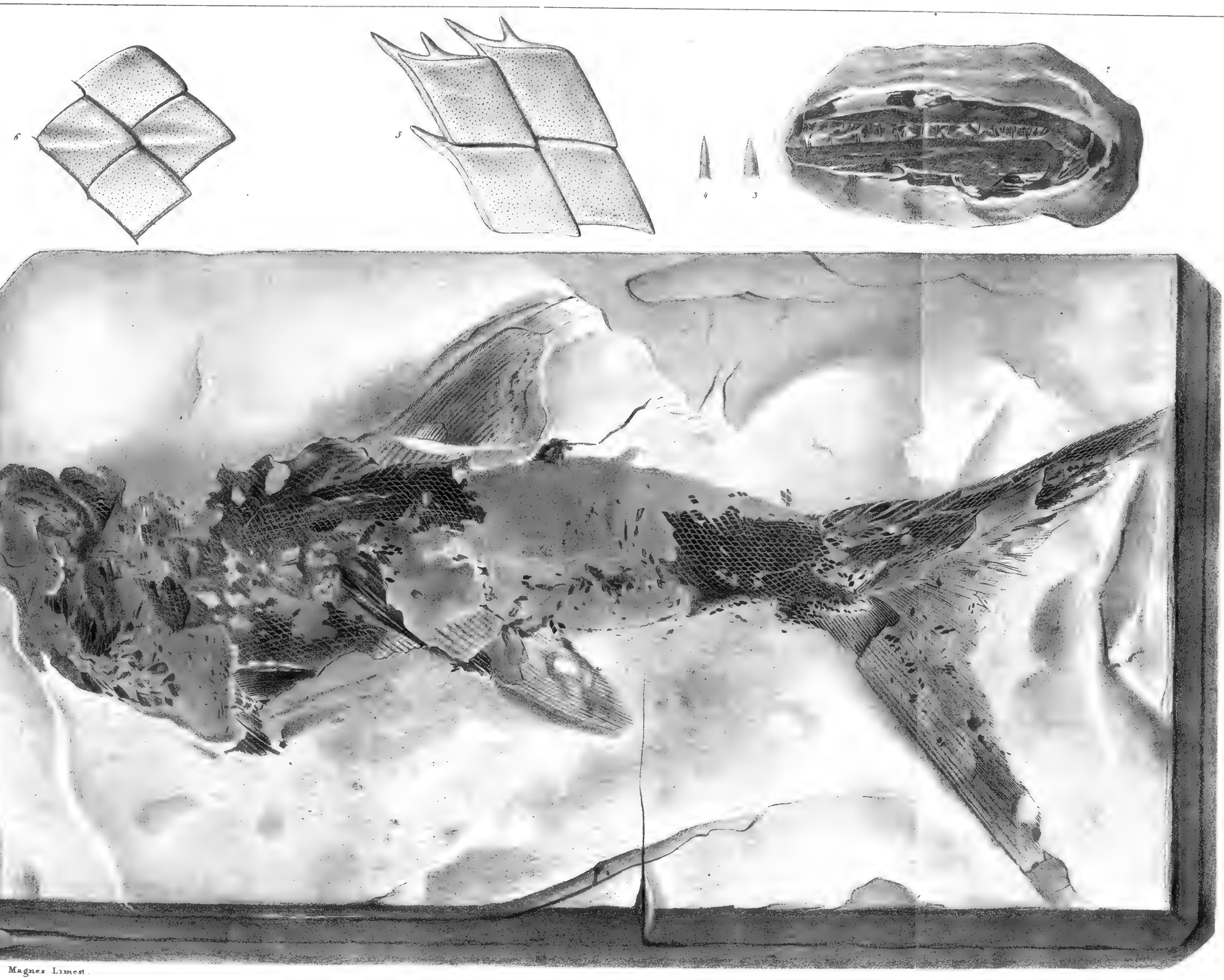

Magnes Limest.

Weber del. et in lap.

PYGOPTERUS MANDIBULARIS Agass.

J. Dinkel del.

PYGOPTERUS MAND



Dunkel del

Hellmuth in lapid



Dinkel del. Hellmuth in lapid



Dinkel del. Jagerlath

Lith. de Nicolet à Neuchatel (Suisse)

Fig.1-5. SAURICHTHYS ACUMINATUS Ag. *Fig.6-11.* S. APICALIS Ag. *Fig.12-15.* S. MOUGEOTI Ag. *Fig.16.* S. SEMICOSTATUS Münst.
Fig.17 et 18. S. LONGIDENS Ag. *Fig.19. et 20.* DENDRODUS STRIGATUS Ag.



Solenhofen.

Koppel del. C. Weber in lap.

CATOPTIS LATUS Münst.



Lith de Nicolet et Jeanrenaud a Neuchatel (Suisse)

FURCATUS A.



3 4

5

6

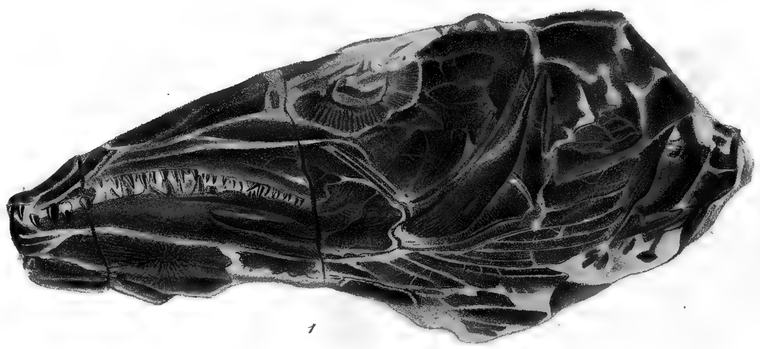

1

Lias. Lyme Regis.

2

C. Weber del. & lap.

EUGNATHUS SPECIOSUS Agass.


a
b
c

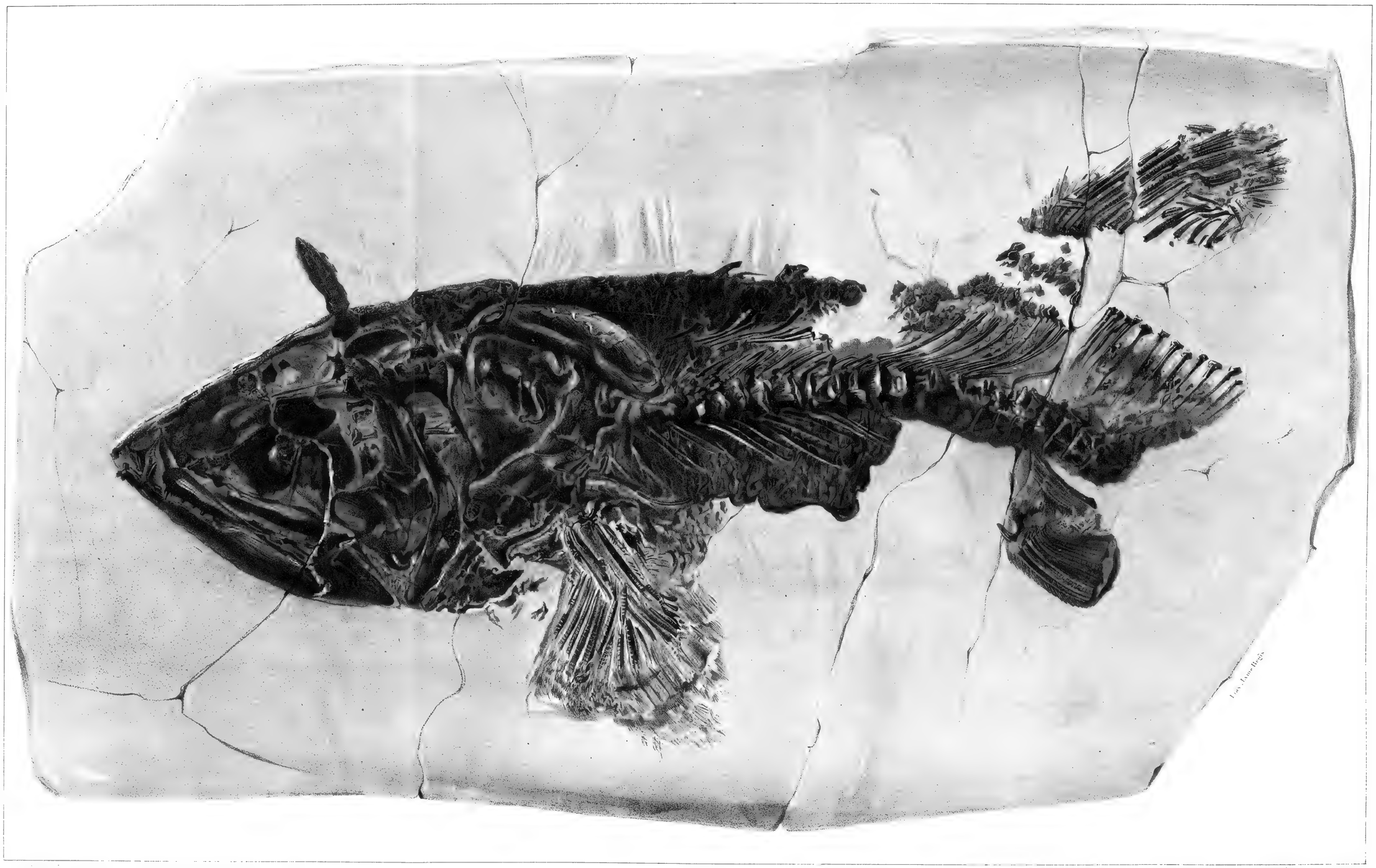



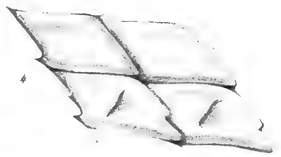



Lias Lyme Regis

J Dinkel del.

Weber in Lap

Lyme-Regis

Lyme-Regis

Lyme-Regis

Lyme-Regis

Lyme-Regis Lias

Dinkel del. Lith. de Nicolet à Neuchatel (Suisse.) Bettannier in lap.

Fig. 1. [illegible] MINOR Ag. – *Fig. 2.* EUGN. POLYODON Ag. – *Fig. 3.* PACHYCORMUS MACRURUS Ag.
Fig. 4. 5. PACH. HETERURUS Ag.



Fig. 1–3. Fig. 4. Fig. 5 & 6.



Lias Yorkshire

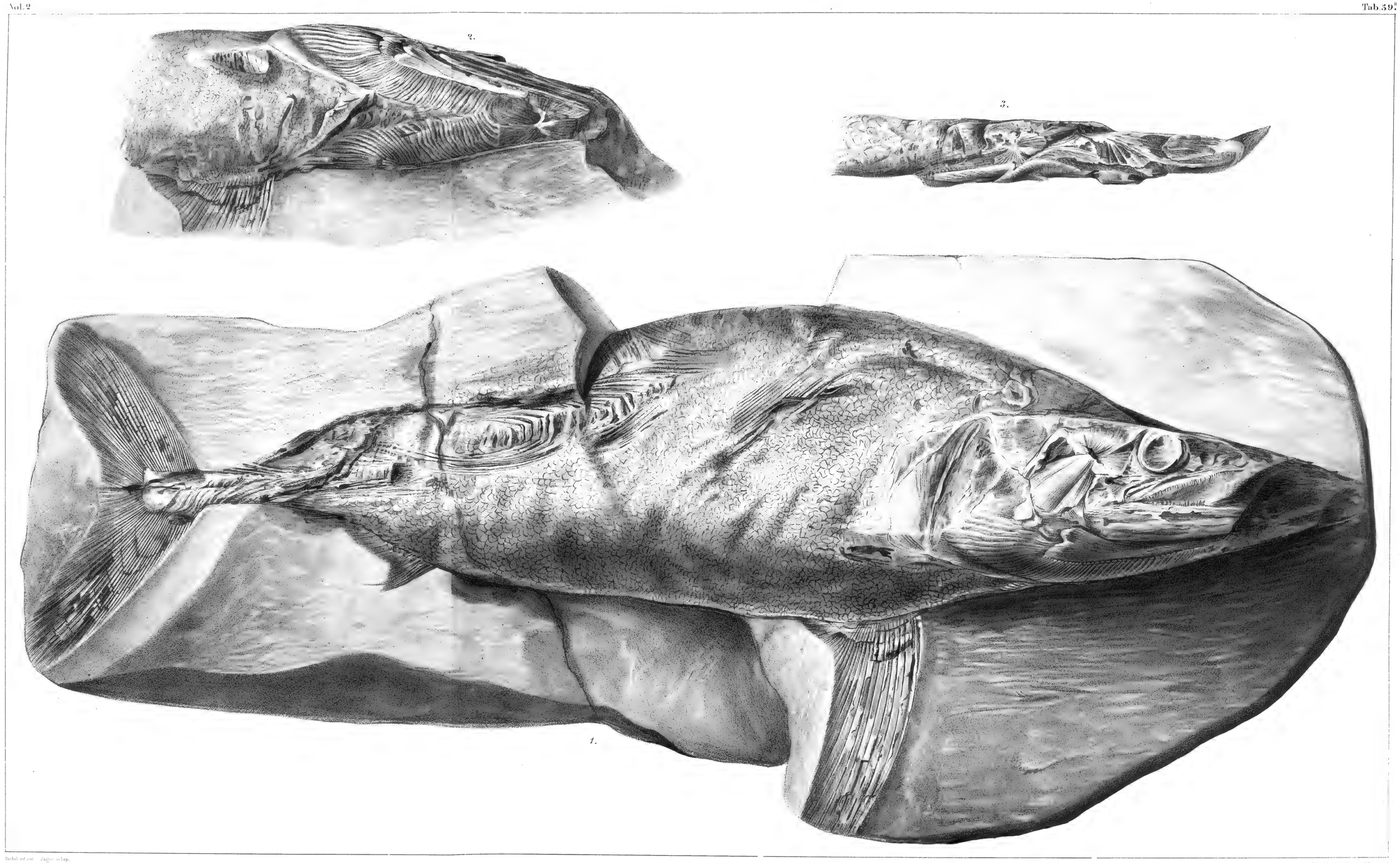

Dinkel ad nat. Jäger in lap.



Dir. Kel. del. Weber in lapid.

[illegible] Agass.



Köppel del. C. Weber in lap.

Fig 1.3. THERISSOPS CEPHALUS Agass. Fig 4.6 LEPTOLEPIS MACROLEPIDOTUS Agass.
Fig 7.8 LEPTOLEPIS POLYSPONDYLUS Agass.









Fig. 1.

Fig. 2-4.

Fig. 3.

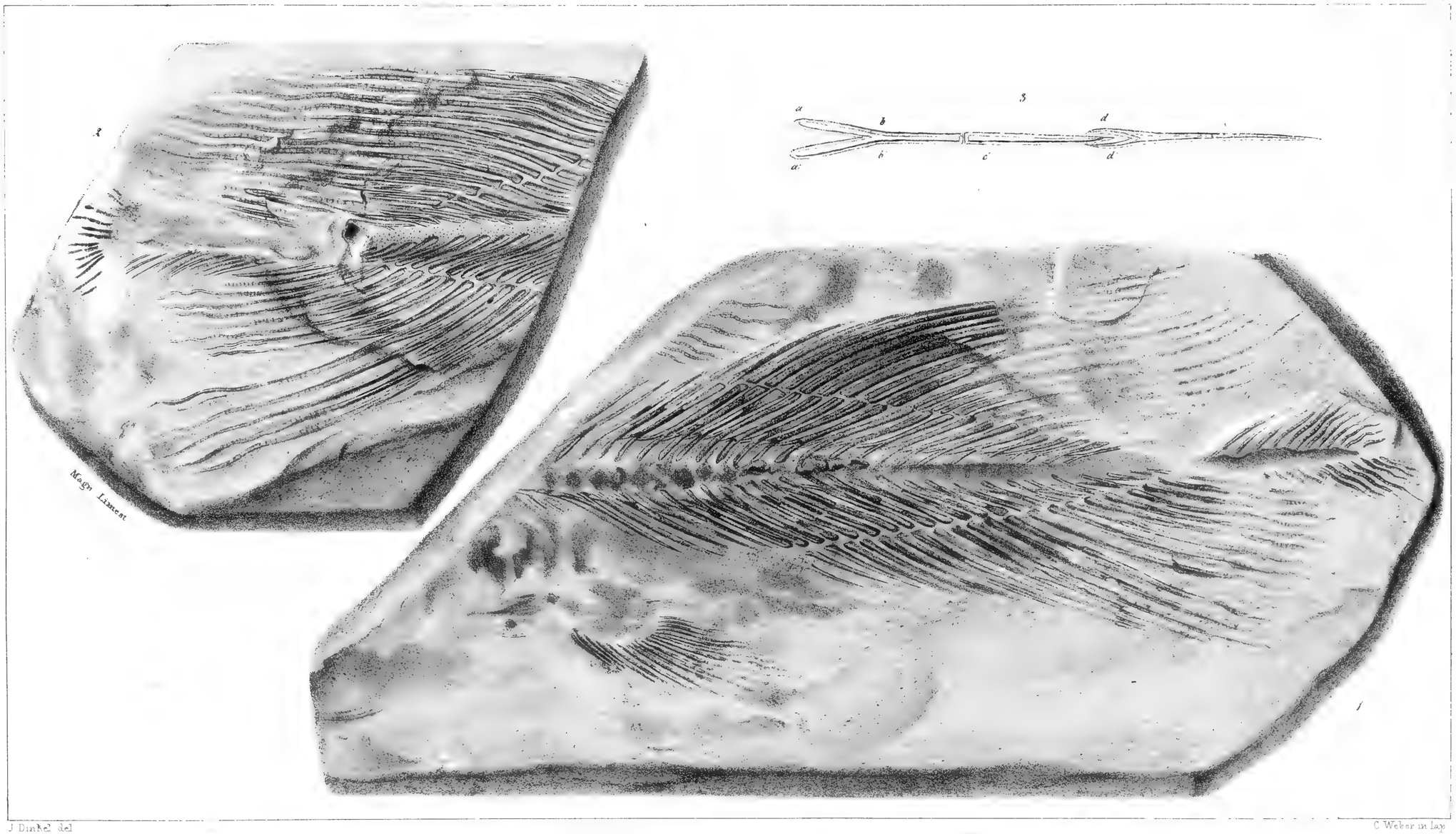

J. Dinkel del.

C. Weber in Lay.

COELACANTHUS [illegible] Agass.

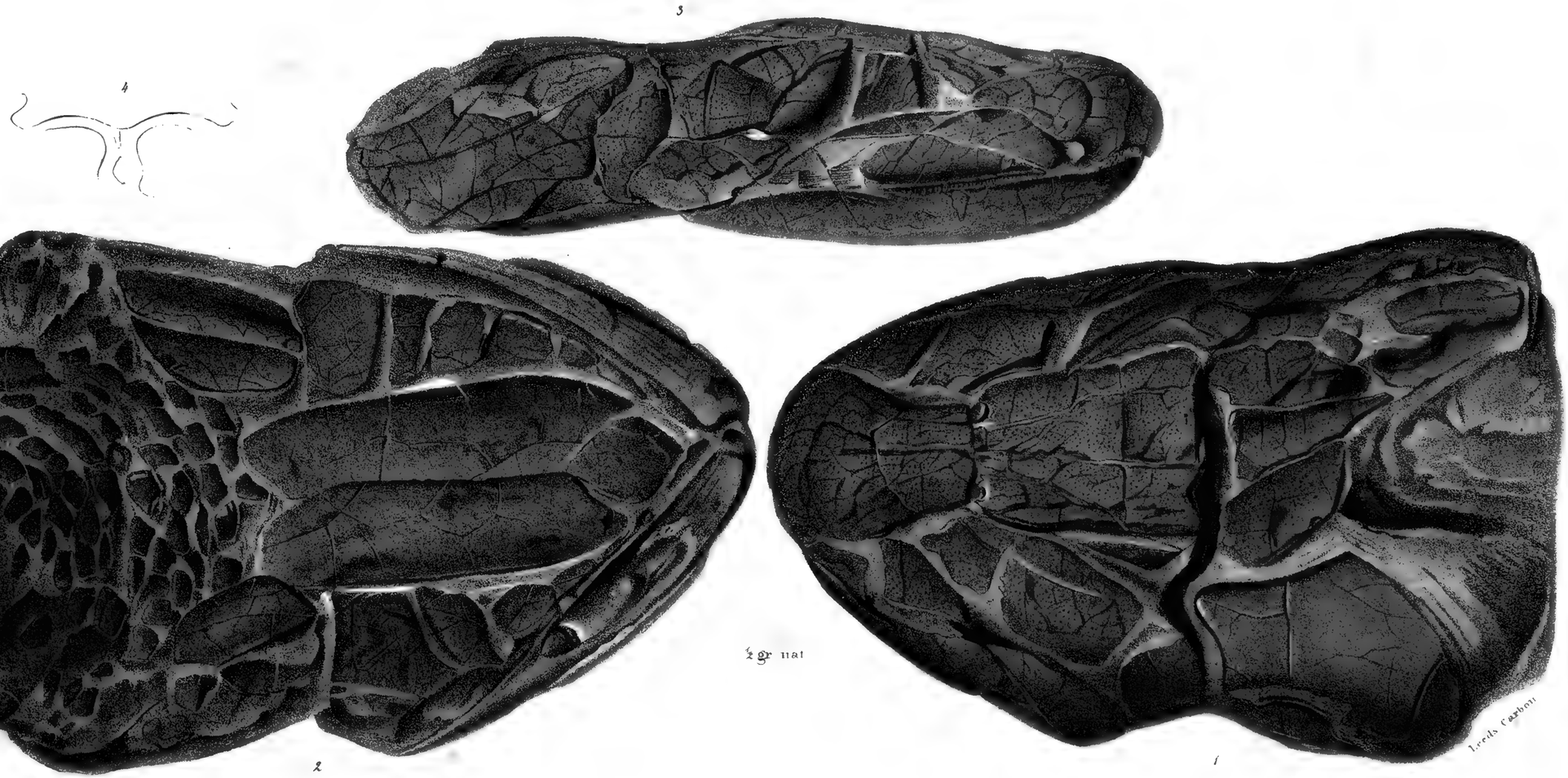

Weber ad nat. et in lap.

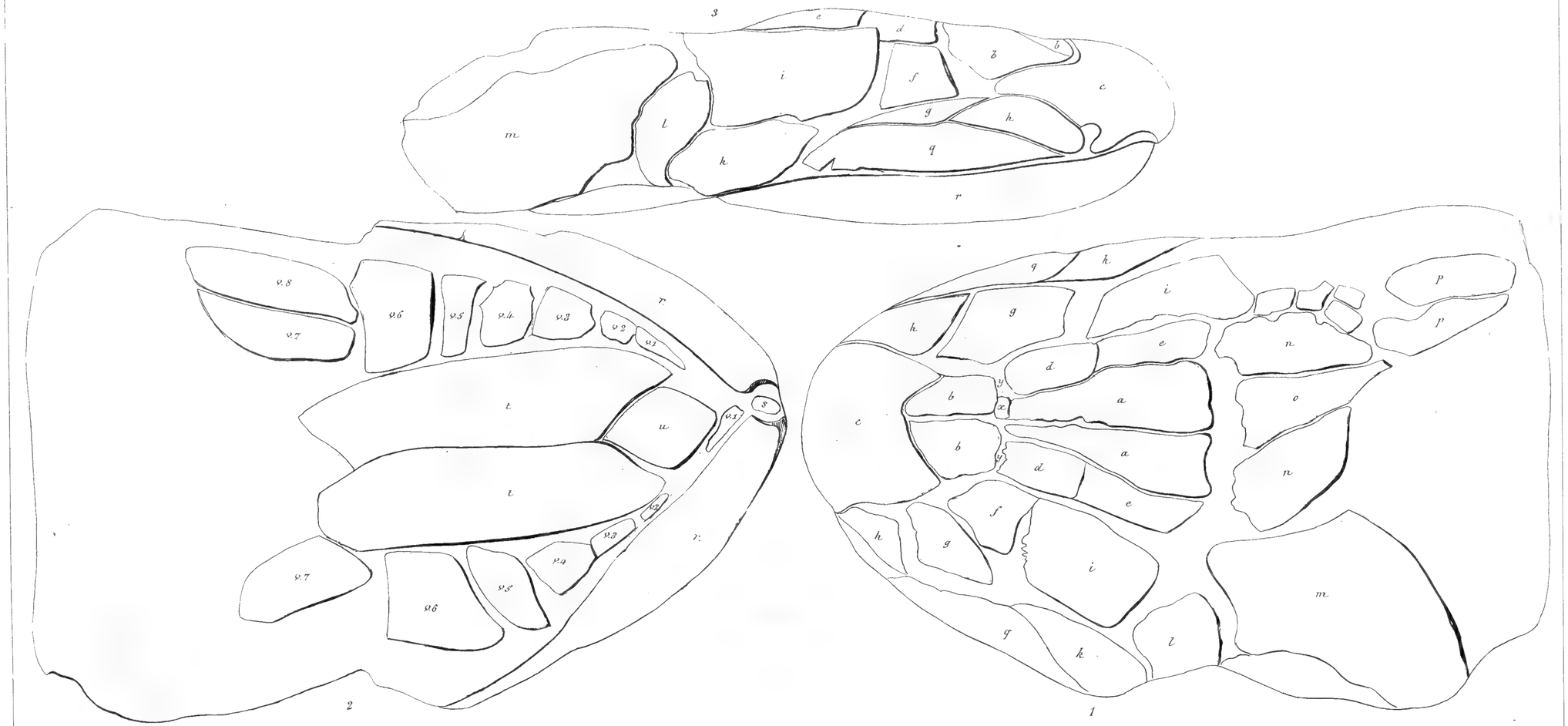

Imp. de Nicolet à Neuchatel

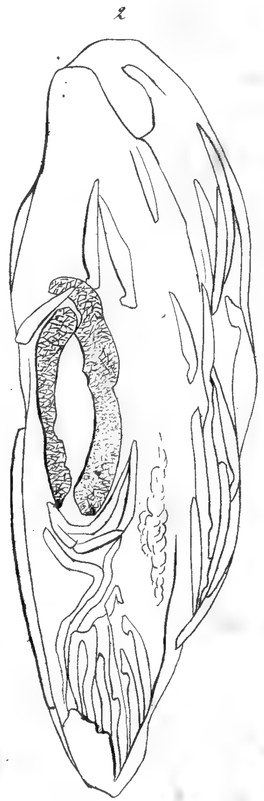

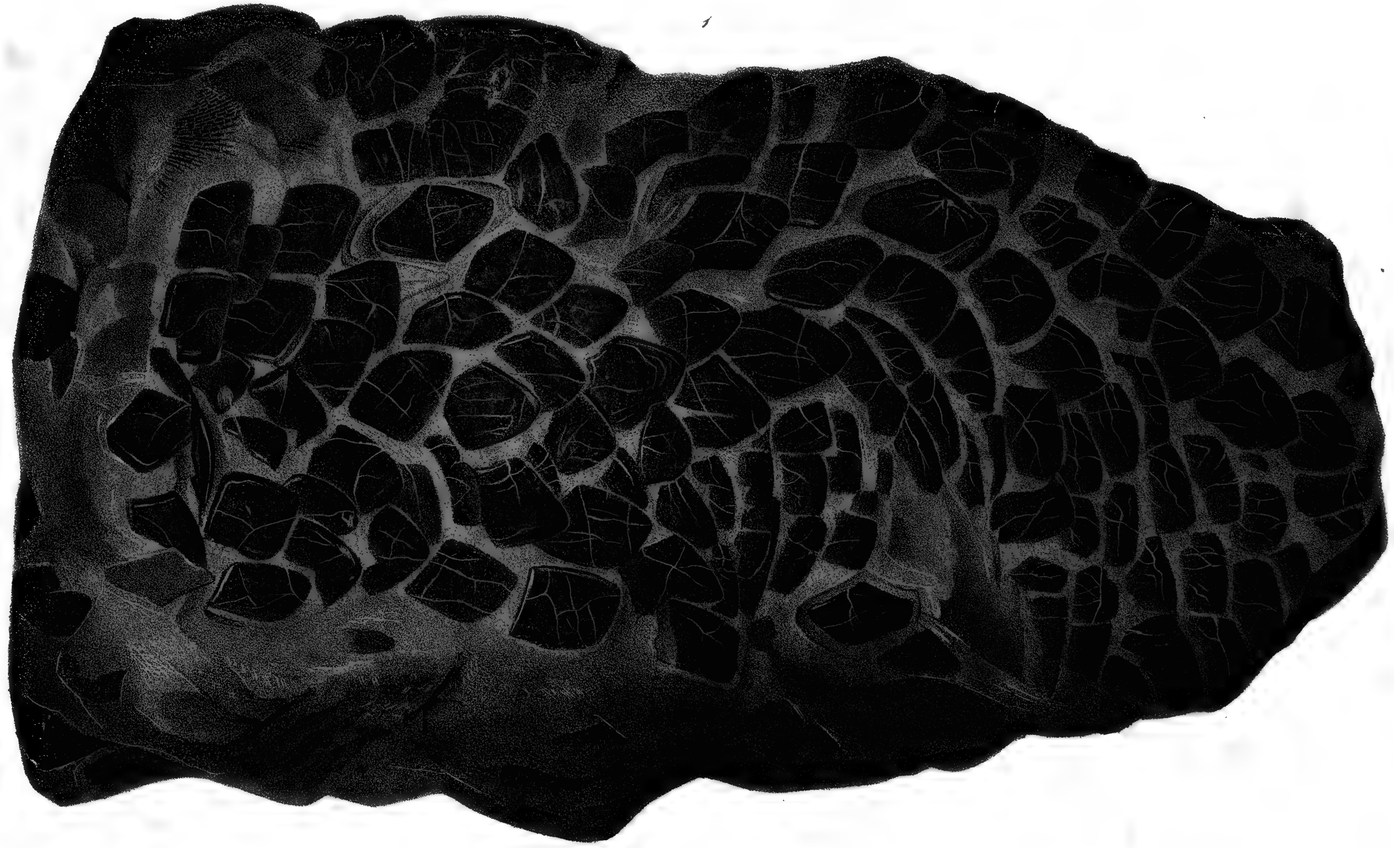

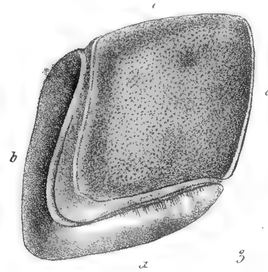

Weber del. et in lap.



J Dinkel del C Weber in. lap

THRISSOPS MICROPODIUS Agass.



Dinkel del. Bachfeld lith. Lith. de Nico et a Neuchâtel

THRISSOPS FORMOSUS

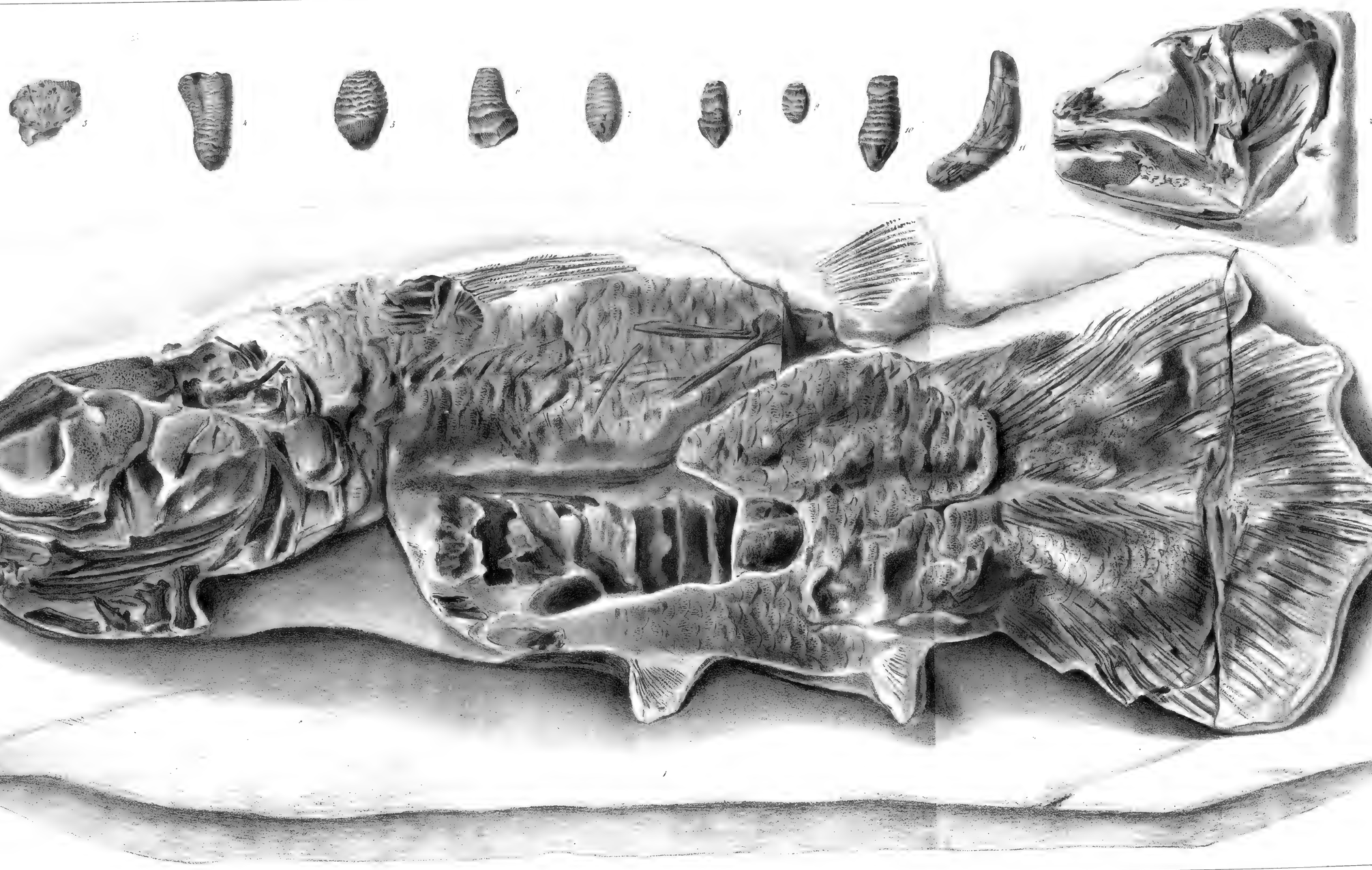

Jos. Dinkel del.

C. Weber in Aug.

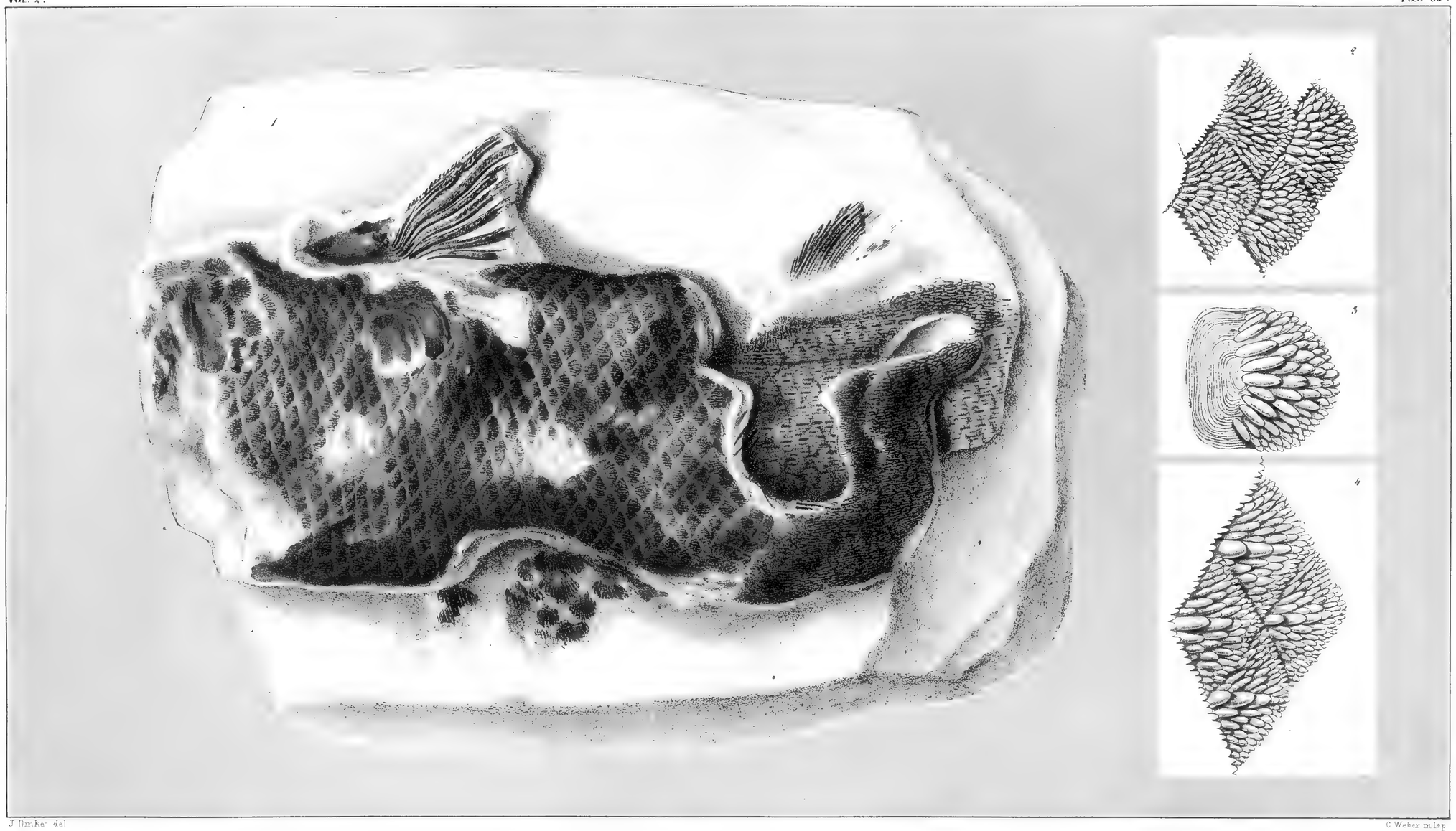

J. Dinkel del. C. Weber in lap.

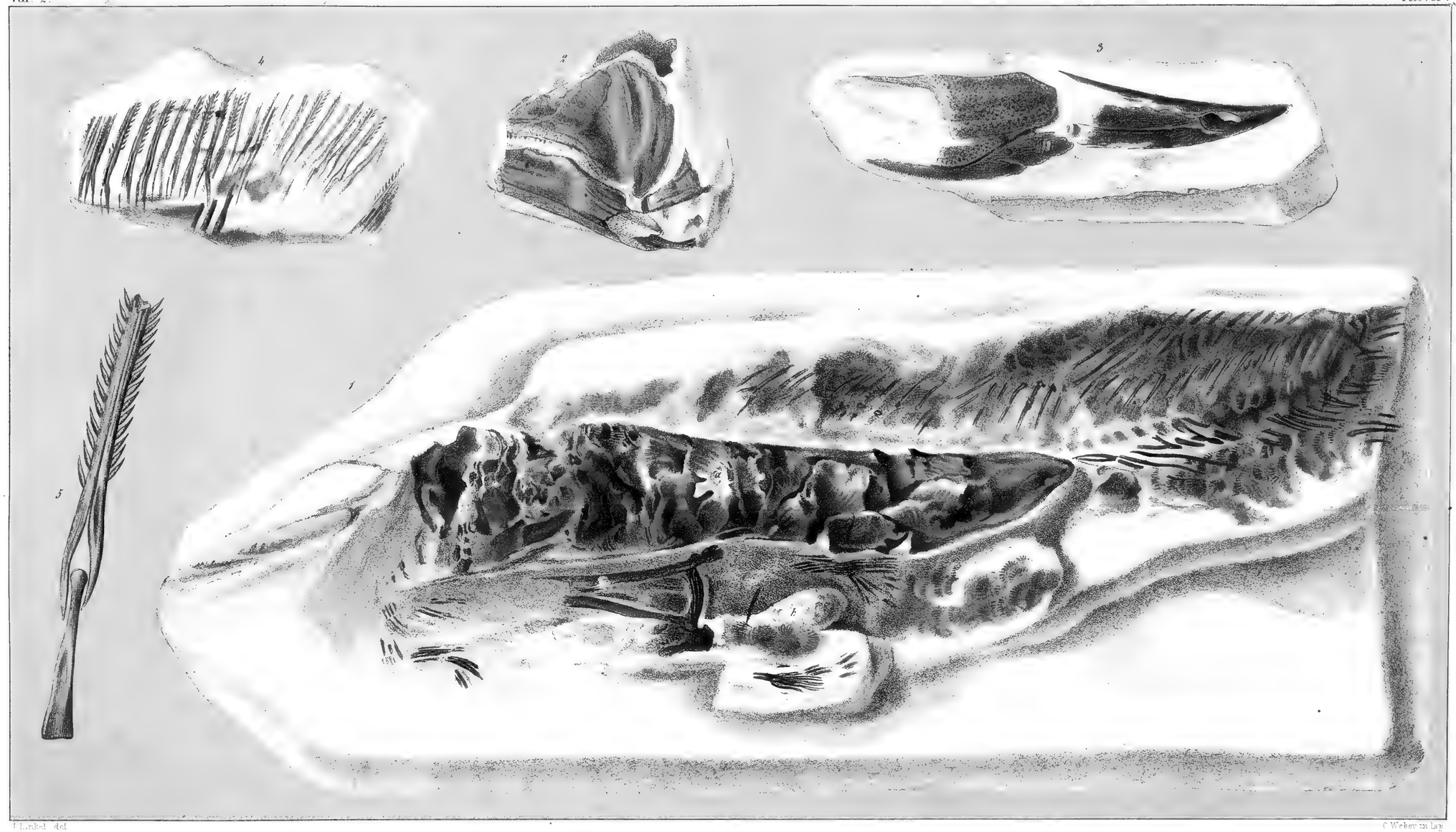

J. Linkel del. C. Weber sc. lap.

MACROPOMA MANTELLII Agass.

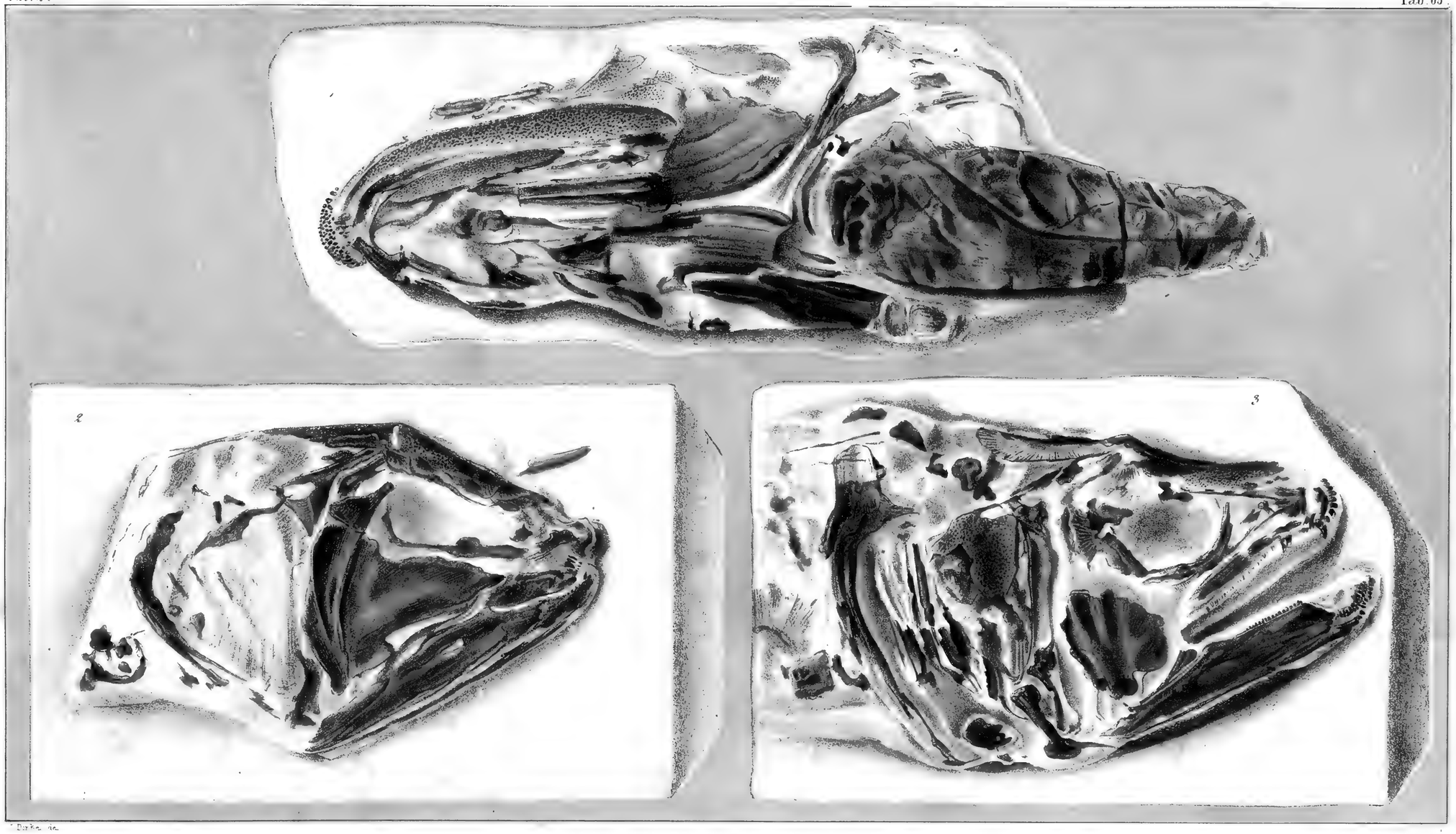

Dirke del.



Köppel del. C. Weber sc.

T[illegible] Munst.



Fig. 1. 8. [illegible] Fig. 9. [illegible] Fig. 10. 13. [illegible]

Fig. 14. 15. [illegible] Fig. 16. 18. [illegible] Glass.

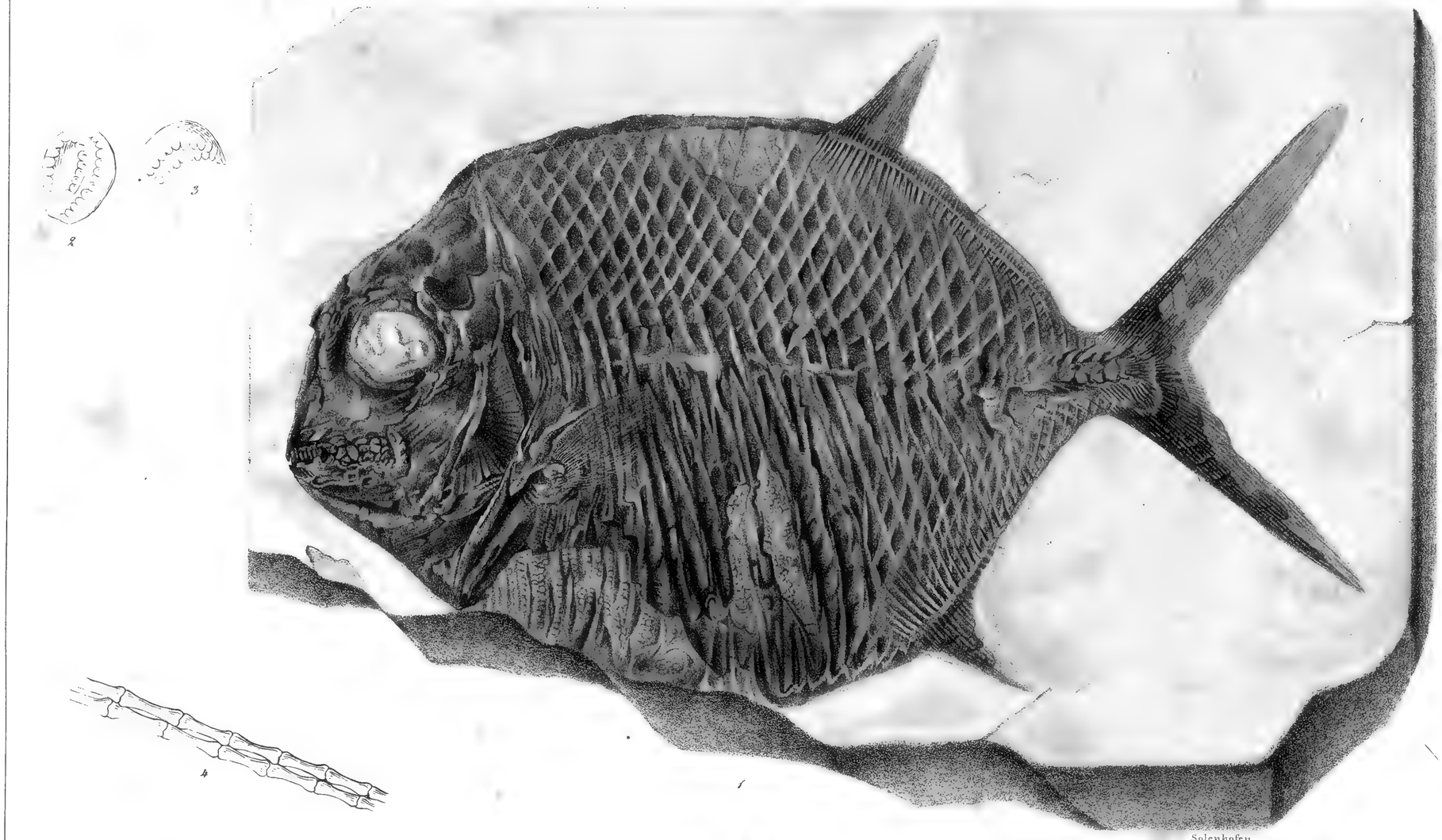

Solenhofen



Koppe del. C. Weber in lap.

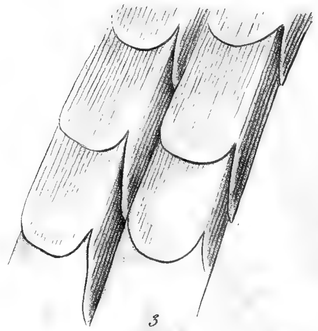

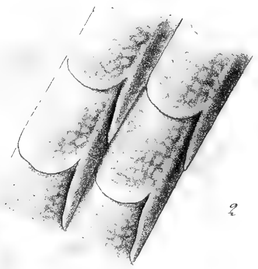



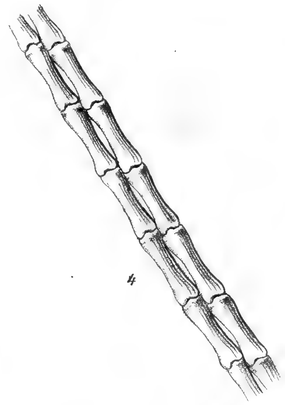

Koppel del

C. Weber in Lap

GYRODUS RUGOSUS Münst.



Dinkel del. Lith. de Nicolet à Neuchatel (Suisse) Keller n. lap

Fig 1-3. PHYLLODUS TOLLAPICUS Ag. *Fig. 4.5.* PH. PLANUS Ag. — *Fig 6.* PH. POLYODUS Ag. — *Fig. 8,9.* PH. MARGINALIS Ag. — *Fig 10.11.* GYRONCHUS OBLONGUS Ag. — *Fig 12.* GYRODUS LAEVIGATUS Ag. *Fig 13.* GYR. CRETACEUS Ag. — *Fig. 14.* GYR. MINOR Ag. — *Fig. 15.* GYR. TRIGONUS Ag. — *Fig. 16.* GYR. RUGULOSUS Ag. — *Fig. 17.* GYR. MÜNSTERI Ag. — *Fig. 18.* GYR. MANTELLI Ag. *Fig. 19.* GYR. RUNCINATUS Ag. — *Fig. 20.* GYR. RADIATUS Ag. — *Fig. 21-23.* GYR. CUVIERI Ag. — *Fig. 24.* GYR. PUNCTATUS Ag. — *Fig. 25. 26.* GYR. JURASSICUS Ag. — *Fig. 27. 28.* GYR. UMBILICUS Ag.

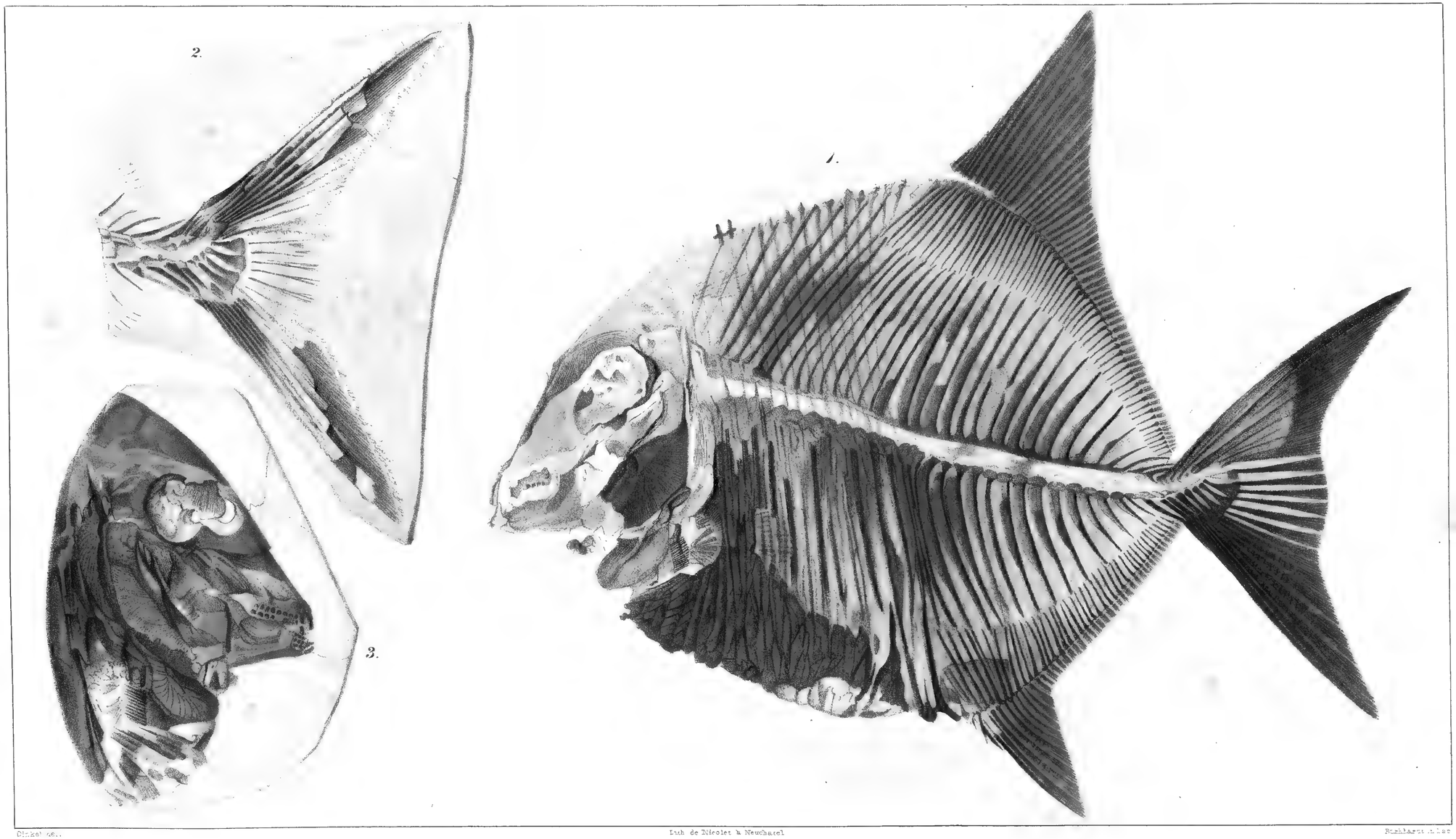

Dinkel del. Lith. de Nicolet à Neuchatel Burkhardt in Lac.

MICRODON ELEGANS Ag.



Dinkel ad nat. Schmidt in 140

Lanjaquet Neuchatel Suisse

Fig. 1 et 2. [illegible] *Fig. 3.* [illegible]NALIS [illegible] *Fig. 4 et 5.* [illegible]

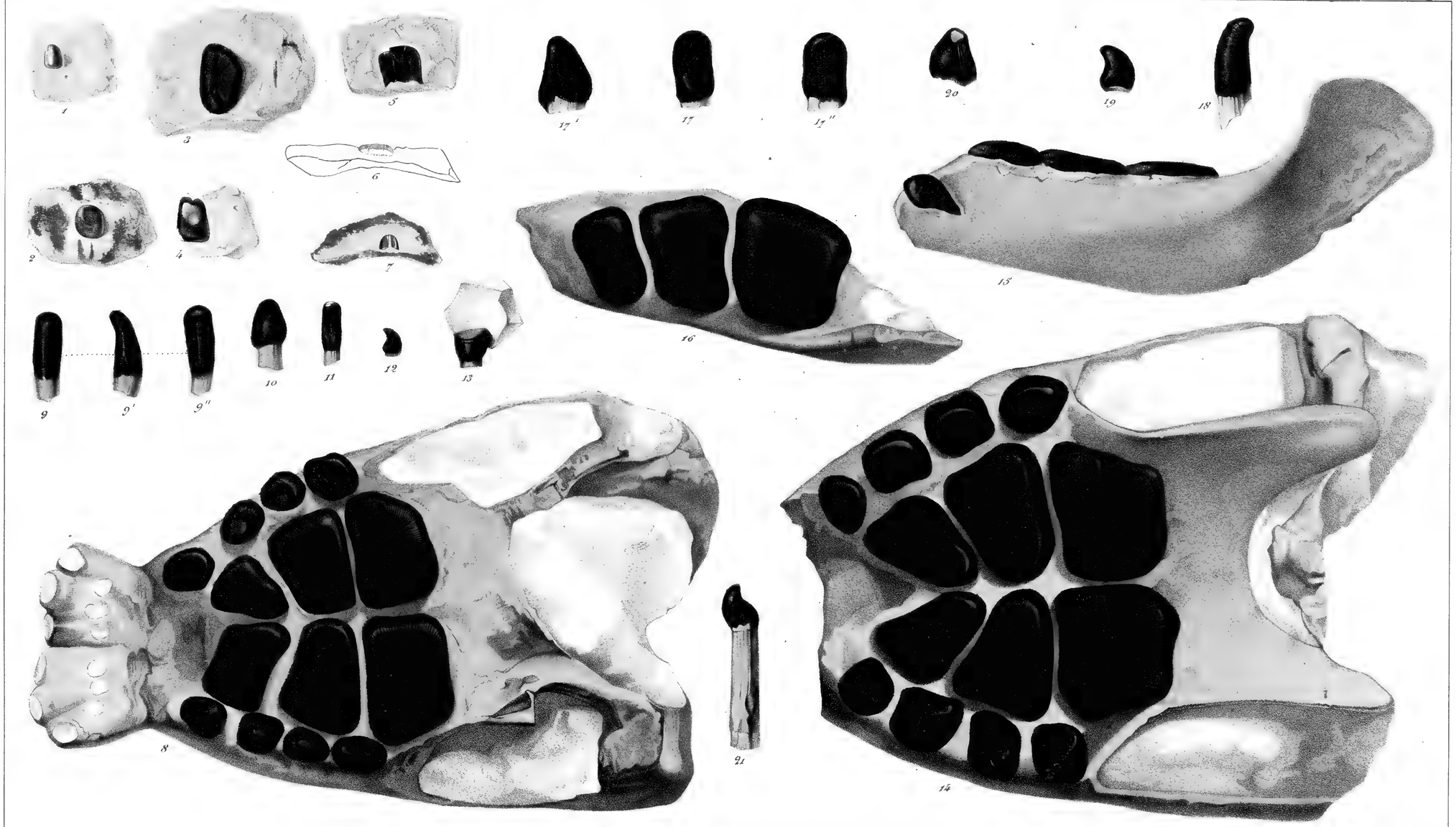

Luth. de Nicolet à Neuchatel A. Bettanmer in lap

Fig. 1–7. PLACODUS IMPRESSUS Ag. – *Fig. 8–13.* PL. ANDRIANI v. Münst.
Fig. 14–21. PL. GIGAS Ag.

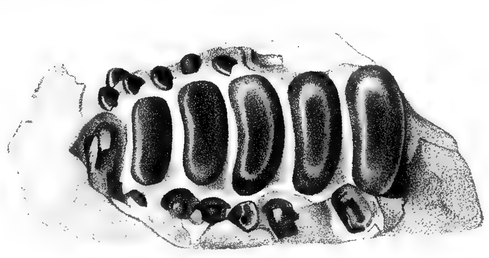
13

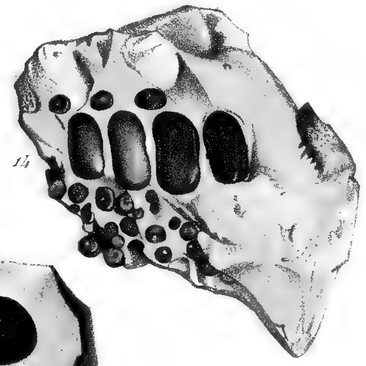
14

10

9

8

12

11

3

4


5

7

1

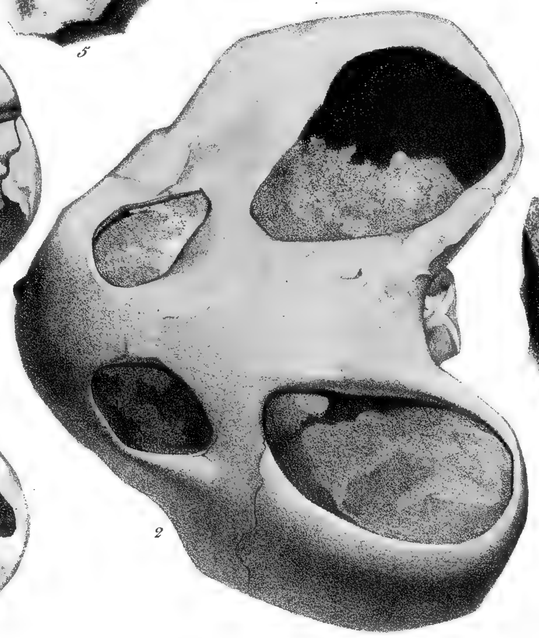
2

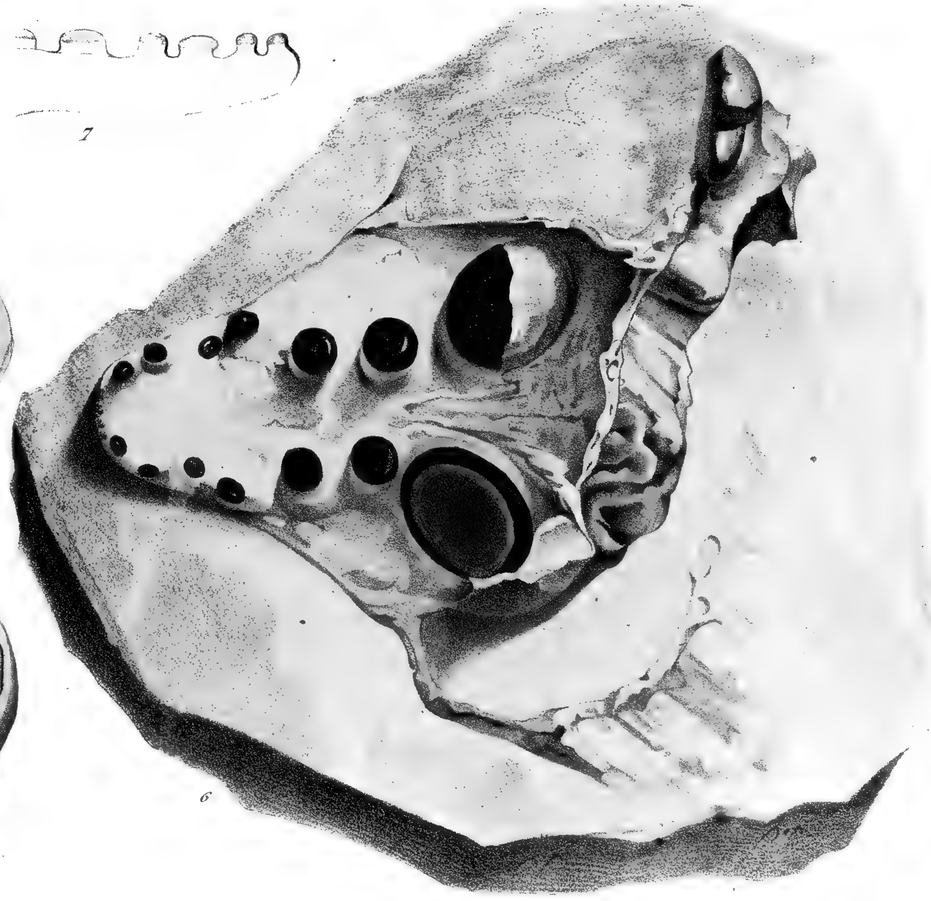
6

Lith. de Nicolet à Neuchatel.

Bettanmer in lap.

Fig. 1-5. [illegible] *Fig. 6-12.* [illegible]

Fig. 13. [illegible] *Fig. 14.* [illegible]

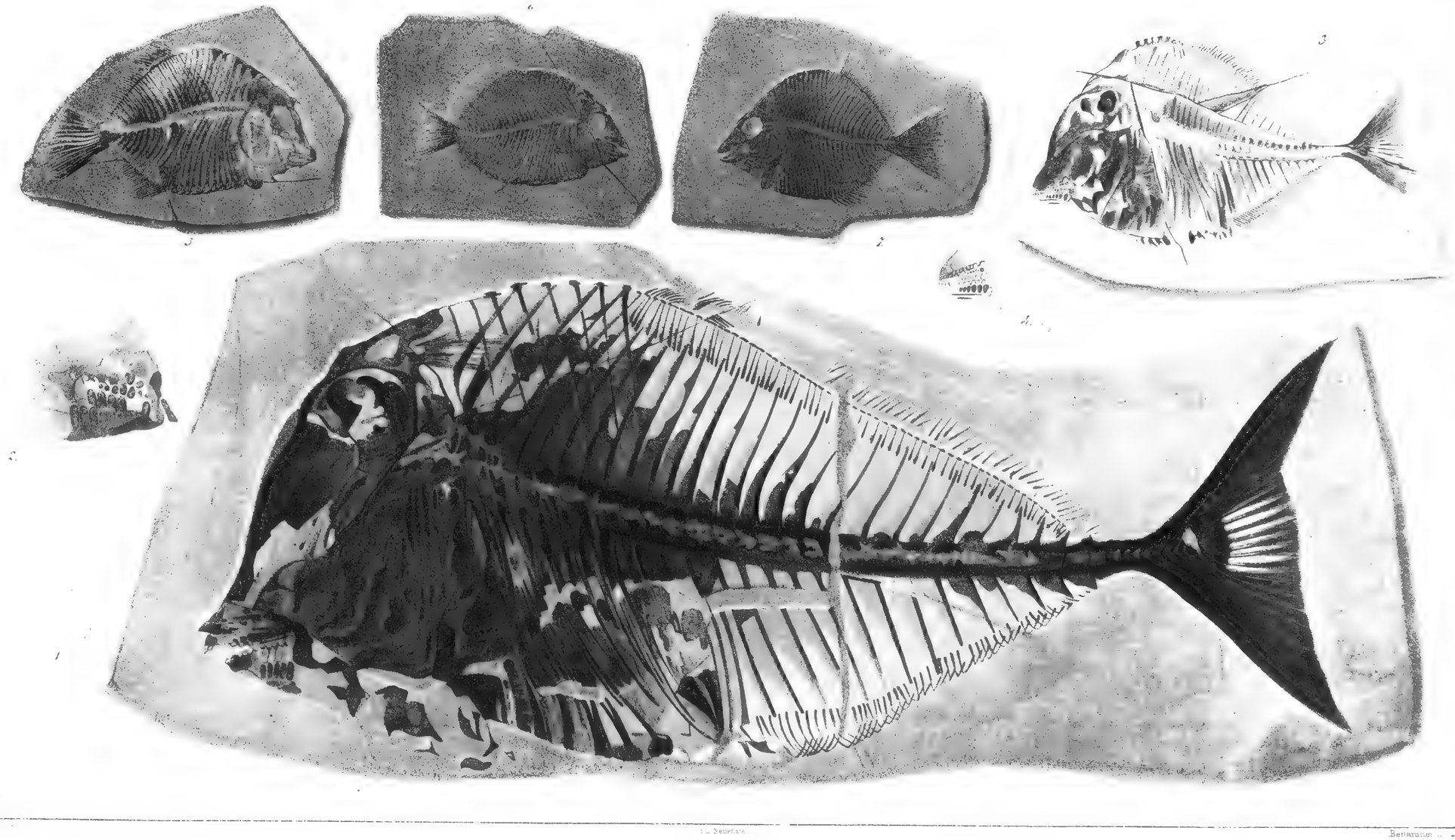

Fig. 1-4. CNODUS PLATESSUS Ag. — *Fig. 5-7.* PYC. RHOMBUS

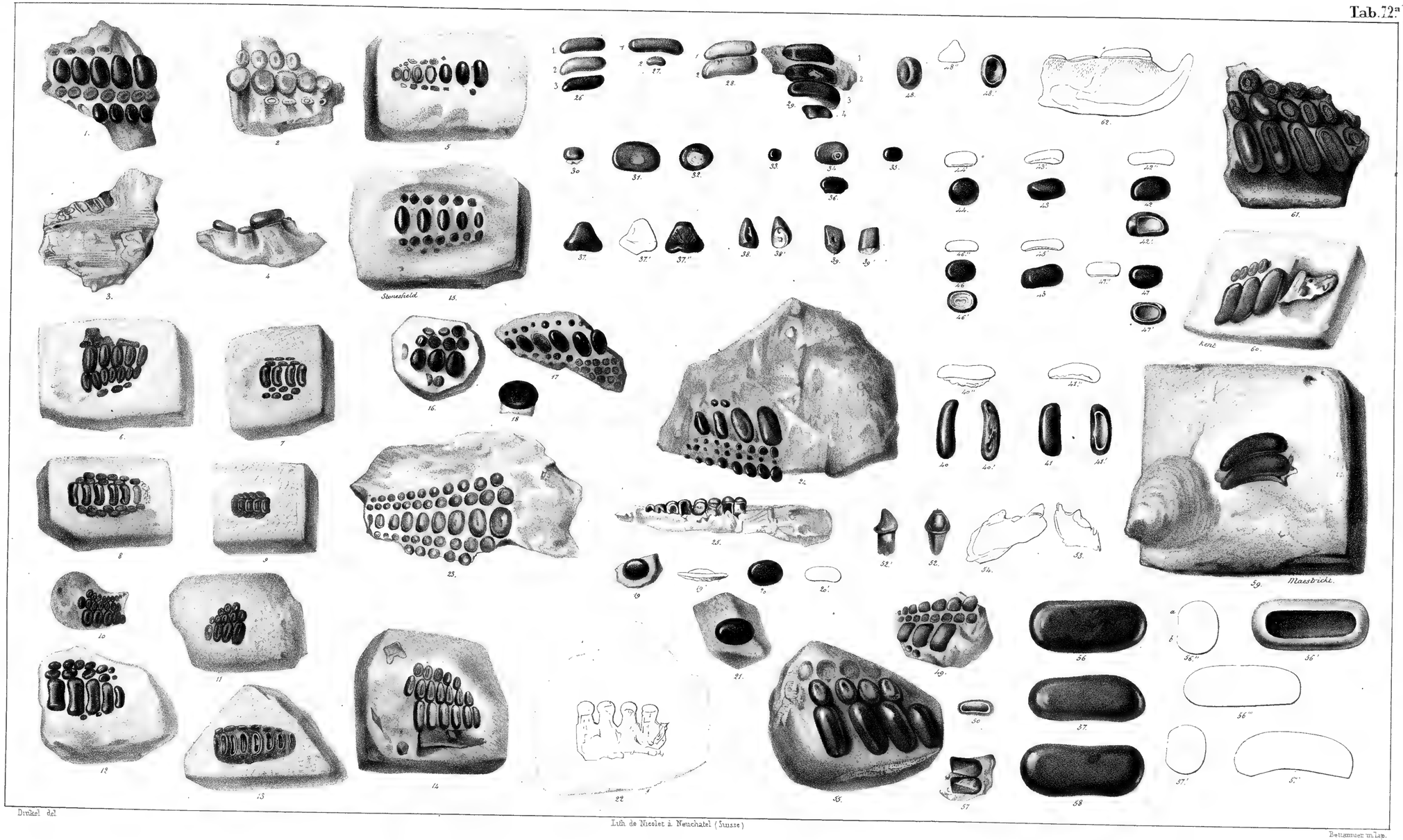

Dinkel del.

Luth de Nicolet à Neuchatel (Suisse)

Bettanier m. Lap.

Fig. 1-4. PYCNODUS UMBONATUS Ag. — *Fig. 5.* PYC. OVALIS Ag. — *Fig. 6-14.* PYC. MANTELLII Ag. — *Fig. 15-22.* PYC. BUCKLANDI Ag. — *Fig. 23.* PYC. RUGULOSUS Ag. *Fig. 24-25.* PYC. DIDYMUS Ag. — *Fig. 26-39.* PYC. MUNSTERII Ag. — *Fig. 40-48.* PYC. COMPLANATUS Ag. — *Fig. 49-54.* PYC. HUGII Ag. — *Fig. 55.* PYC. TOLIAPICUS Ag. *Fig. 56-58.* PYC. GIGAS Ag. — *Fig. 59.* PYC. SUBCLAVATUS Ag. — *Fig. 60.* PYC. CRETACEUS Ag. — *Fig. 60. 61.* PERIODUS KÖNIGII Ag.

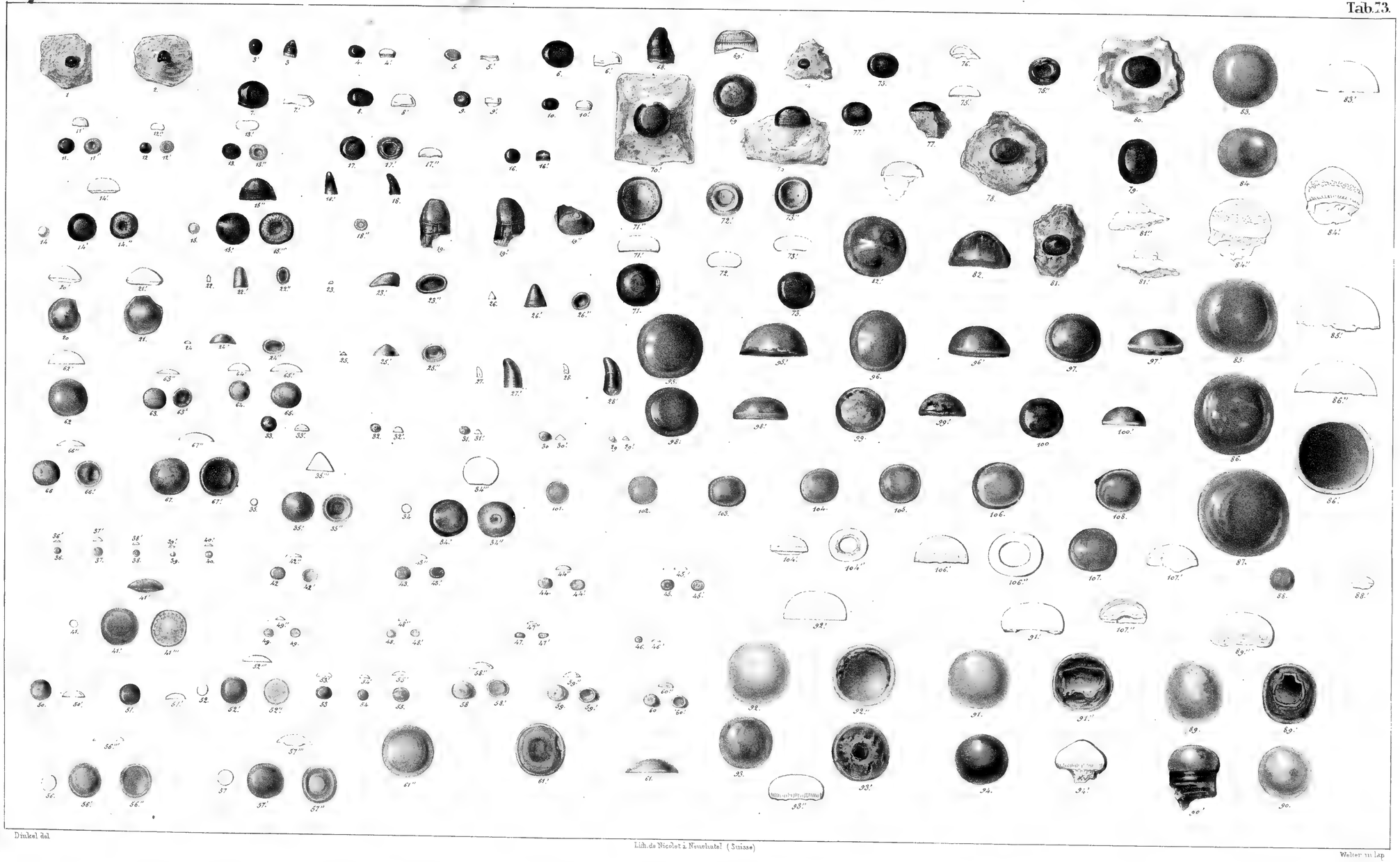

Dinkel del. Lith. de Nicolet à Neuchatel (Suisse) Welter in lap.

Fig. 1. 2. SPHÆRODUS MAMMILARIS Ag. = *Fig. 3-10.* SPH. DEPRESSUS Ag. = *Fig. 11-18.* SPH. PARVUS Ag. = *Fig. 19.* SPH. TRUNCATUS Ag. *Fig. 20-21.* SPH. OCULUS SERPENTIS Ag. = *Fig. 22-61.* SPH. LENS Ag. = *Fig. 62-67.* SPH. DISCUS Ag. = *Fig. 68-70.* SPH. CINCTUS Ag. = *Fig. 71.-73.* SPH. MITRULA Ag. *Fig. 74-81.* SPH. IRREGULARIS Ag. = *Fig. 82.* SPH. CONICUS Ag. *Fig. 83-94.* SPH. GIGAS Ag. = *Fig. 95-100.* SPH. ANNULARIS Ag. = *Fig. 101-108.* SPH. CRASSUS Ag.



3.



1.



2.



3



4.

Dinkel. del.

Lith de Nicolet à Neuchatel (Suisse)

Bourkardt, m.lap.

Fig. 1. CALAMOSTOMA BREVICULUM Ag. — *Fig. 2. 3.* DIODON TENUISPINUS Ag. — *Fig. 4. 5.* OSTRACION FICRURUS Ag.





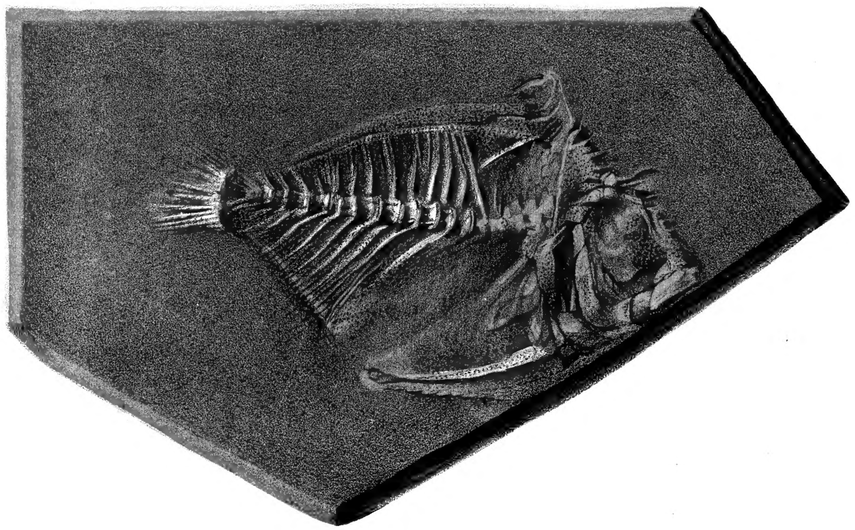

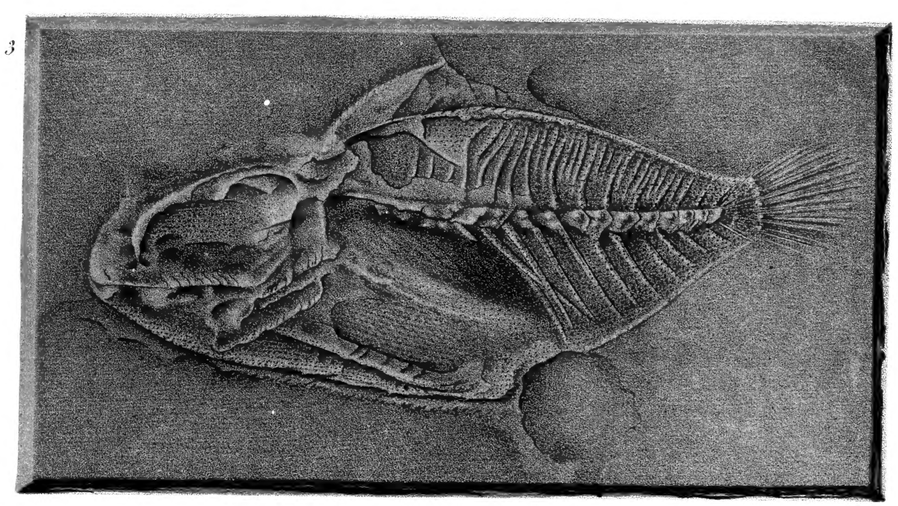

Dürsel ad nat. Kunem Jäger et Guillaume Dickmann sc. lap.

Lithine Nicolet et Jeanjaquet à Neuchâtel Suisse

Fig. 1 et 2 PLEURACANTHUS SERRATUS Ag. — *Fig. 3.* ACANTHODERMA OVALE Ag. — *Fig. 4.* ACANTHO. SPINOSUM Ag.