1-3

31 Malvaceae

32 Sterculiaceae

0 1 2 3 4 5 6 7 8 9 10
cm
copyright reserved
MO

MISSOURI BOTANICAL GARDEN
GEORGE ENGELMANN PAPERS

0 1 2 3 4 5 6 7 8 9 10
cm
copyright reserved
MO

Vallonia Ariz March 29 1867

Gregg No 1131 Magdalena

x60

hair bundle on utricules

x60

bunch of hair on leaf sometimes with one or a few shorter ones

238

0 1 2 3 4 5 6 7 8 9 10
cm
copyright reserved
MO

Alex. Leitch,

APOTHECARY & CHEMIST,

Cor 4th & Olive Sts. St. Louis.

MISSOURI BOTANICAL GARDEN
GEORGE ENGELMANN PAPERS

0 1 2 3 4 5 6 7 8 9 10 cm
copyright reserved
MO

Waltheria Americana L March 26 1867

Dr Gregg No 1131, Magellan

239

copyright reserved

Alex. Leitch,

APOTHECARY & CHEMIST,

Cor 4th & Olive Sts. St. Louis.

MISSOURI BOTANICAL GARDEN
GEORGE ENGELMANN PAPERS

cm 0 1 2 3 4 5 6 7 8 9 10
copyright reserved
MO

Buttneriaceae

X 412

Astrapaea

Hort. Bot. Mus. Dan

1861

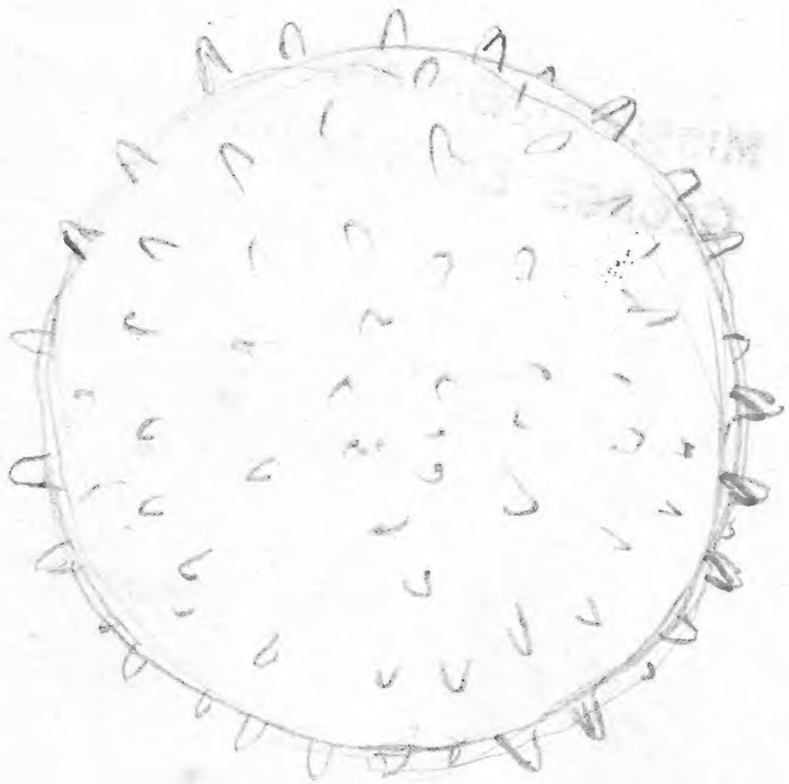

Pollen

240

0 1 2 3 4 5 6 7 8 9 10
cm
copyright reserved
MO

MISSOURI BOTANICAL GARDEN
GEORGE ENGELMANN PAPERS

0 1 2 3 4 5 6 7 8 9 10
cm
copyright reserved
MO



0 1 2 3 4 5 6 7 8 9 10
cm
copyright reserved
MO

bei Sida abutilon spaltet der Bogen am Mittelnerv nicht
und die 2 Hälften des Narben lösen sich von der Wand des
Bogens; es ist erklärlich

Sida hasdata ist einfarbig, im Verhältniß zu blüthen
stiel u. Staubgefäßen bringt ein Auge (ob frisch vorhanden
als Blüthenstiel u. nur zerquetscht?) welches immer
so groß wird sich neben den Blüthenstiel stellt
wie bei Sida abutilon immer der Fall ist

MISSOURI BOTANICAL GARDEN
GEORGE ENGELMANN PAPERS

0 1 2 3 4 5 6 7 8 9 10
cm
copyright reserved
MO

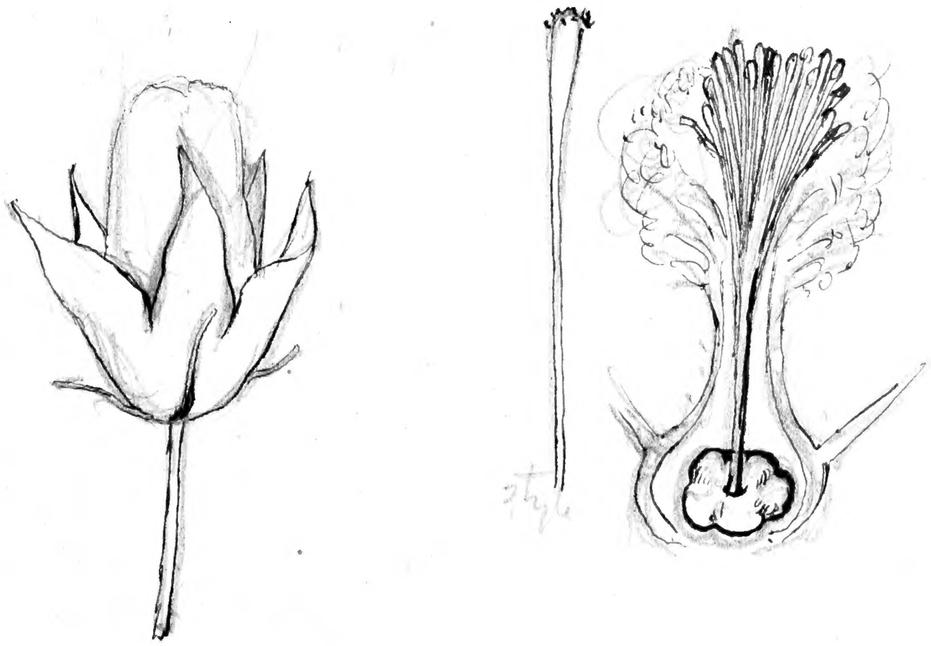

Victoria on the lower Gundagai
Feb 1869

Sphaerolea Cunninghamii
A Gray

242

stigma clavate, ovules 17–18;
petals at base densely villous-ciliate; staminal column
~~[illegible]~~ stellate-villous
ovary villous, 5 capillate? at least 5 angular
Anthers [illegible] column not naked at apex
ovula several.

Ovary is certainly 5 angular, apparently 5 carpellary — ~~perhaps~~ but on closer inspection I can not doubt, that there are as many carpels as styles — and probably 2–3 ovules in each carpel, ~~[illegible]~~ But in the flower bud at least the carpels appear all to be united to one ovary

MISSOURI BOTANICAL GARDEN
GEORGE ENGELMANN PAPERS

0 1 2 3 4 5 6 7 8 9 10
cm
copyright reserved
MO