Missouri Botanical Garden
Peter H. Raven Library

George Engelmann Botanical Notebooks



Pagination Note:
Since many of the items lack a specific page number, the page number displayed online refers to the sequentially created number each item was given upon cataloging the materials.

Zuccarini Abh. Bay Ac 1837 p. 24
melonites i. monocarpia

Melocactus, Miquel 1839 ordered to DC.
Link & Otto not mentioned

DC Revue 1828 in Mem Mus Hist Nat Paris
XVII

Tournefort Instit. (All cactus which did belong to Opuntia.)

Original name also acknowledged by Bentl & Hook I p. 847 — Link & Otto 1827 in Verhandl d. Verein zur Bef. d Gartenb. III. 417

DeCand Dissert. 1826 quoted in DC Prod
(1826 is a slip for 1828 and Diss. means Revue but it is possible that the plates of the Revue were already finished in 1826.

Melocactus Casp Bauhin Pin. 384.

1026-A

0 1 2 3 4 5 6 7 8 9 10
cm
copyright reserved
MISSOURI BOTANICAL GARDEN

Passerina filiformis L.

Pers I, 436
Spr II, 239

MISSOURI BOTANICAL GARDEN
GEORGE ENGELMANN PAPERS

♃ In Aethiopia, ad Cap b. spei

Herbat Götz

0 1 2 3 4 5 6 7 8 9 10
cm
copyright reserved
MISSOURI BOTANICAL GARDEN

Sept 1882 Compare Miqual Melocactus p. 118 also 102 also Juarini

In Melocactus the two areolae (present in many Cactaceae (the coniferous and the floriferous one, and more or less contiguous to one another) are found on different parts of the plant. The vegetative or body of the plant bears only coniferous areolae, the florifers part or spadix bears only florifers areolae (no "bracts" below the flowers)

Only on the transition zone between them we find both areolae (the florifers above the coniferous one) but the florifers one is there always incomplete and sterile. Only when the coniferous one has entirely disappeared, the florifers one becomes fully developed and bears flowers, in the centre of the slightly convex torbit areole and surrounded by dense wool & bristles

The name of spadix is more appropriate than those which applied it, could guess. It is really a thick spike without bracts or any thing morphologically representing them.

1026

Thus Melocactus is distinct from all other Cactaceae (but Mam. microhelia with its elongate dividers bristles in the flowering part offers some analogy — scarcely!)

0 1 2 3 4 5 6 7 8 9 10
cm
copyright reserved
MISSOURI BOTANICAL GARDEN

MISSOURI BOTANICAL GARDEN
GEORGE ENGELMANN PAPERS

0 1 2 3 4 5 6 7 8 9 10
cm
copyright reserved
MISSOURI BOTANICAL GARDEN

Melocactus communis is
credited by De Candolle
Prod. to Link & Otto
by Pfeiffer En. to DC.
by Miquel also to DC

1027

0 1 2 3 4 5 6 7 8 9 10
cm
copyright reserved
MISSOURI BOTANICAL GARDEN

MISSOURI BOTANICAL GARDEN
GEORGE ENGELMANN PAPERS

0 1 2 3 4 5 6 7 8 9 10
cm
copyright reserved
MISSOURI BOTANICAL GARDEN

must be Revue 1828

Melastomaceae DC. Essai. 1826 quoted: Hort Bot not in Pitzel

Link & Otto 1827

1028

0 1 2 3 4 5 6 7 8 9 10
cm
copyright reserved
MISSOURI BOTANICAL GARDEN

MISSOURI BOTANICAL GARDEN
GEORGE ENGELMANN PAPERS

0 1 2 3 4 5 6 7 8 9 10
cm
copyright reserved
MISSOURI BOTANICAL GARDEN

Meloneuron Cuba Wright

April 1865

distinguished from M. commune and most other by the armament and the curvature of the spines

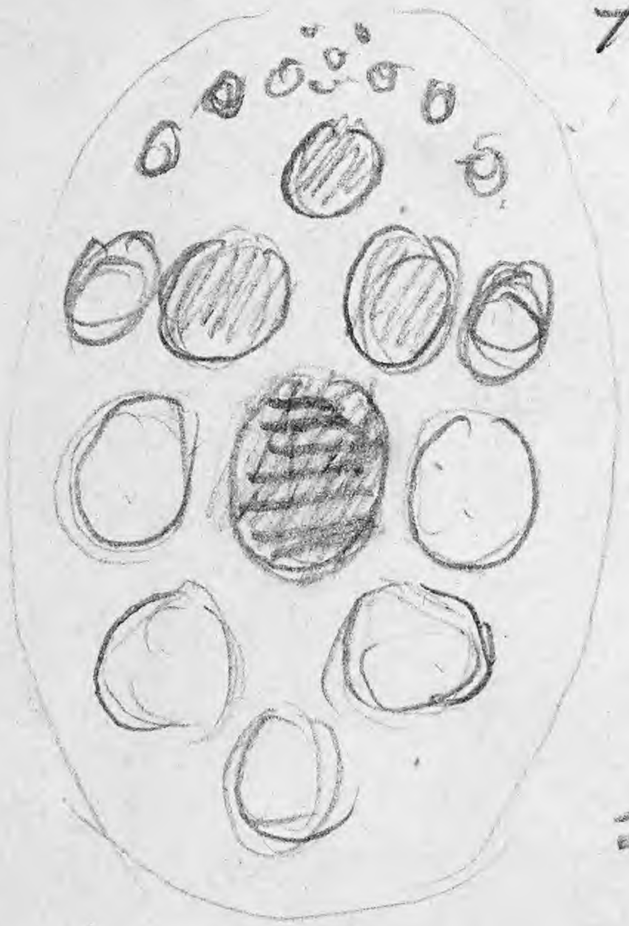

Wright Cuba N. 2618

see Cnemispidae Lab. p. 10 next to Lehmann & Cnemispidae

1029

spines stout, curved upwards stouter & longest central spine 2 inches long

1 : 8 + 2 (+ 6-9) 8 radial ones with 2 additional & 6-9 basally approximate ones

or

4 : 7 + 6+9 or 11 stouter & 6-9 weaker ones

the 4 black shaded ones can be considered central

0 1 2 3 4 5 6 7 8 9 10
cm
copyright reserved
MISSOURI BOTANICAL GARDEN

MISSOURI BOTANICAL GARDEN
GEORGE ENGELMANN PAPERS

0 1 2 3 4 5 6 7 8 9 10
cm
copyright reserved
MISSOURI BOTANICAL GARDEN

2618 "Melocactus communis" May 15 1871

Grisebach Catal 116

Wright Cuba 1860 - 1864



areolae oval
seven lines long
distance between them
same



stouter spines 2 - 2 1/4 in
long, red brown
smooth

All spines curved upwards
4 central ones, the lowest stouter, laterally compressed
6 lateral ones, middle one stouter, 1 lower one
a little weaker
6-10 small areolar and upper ones 3-6 l. long

1030

0 1 2 3 4 5 6 7 8 9 10
cm
copyright reserved
MISSOURI BOTANICAL GARDEN

Leitch & Corlies

DRUGGISTS

South West Corner Fifth and Market Streets

MISSOURI BOTANICAL GARDEN
GEORGE ENGELMANN PAPERS

0 1 2 3 4 5 6 7 8 9 10 cm
copyright reserved
MISSOURI BOTANICAL GARDEN

Melocactus communis ? Sept 17 1861

x 8.

Cuba Wright

1¼ mm long

cotyledons regularly transverse, often more or less oblique, and once seen parallel

1031

0 1 2 3 4 5 6 7 8 9 10
cm
copyright reserved
MISSOURI BOTANICAL GARDEN

M. W. ALEXANDER,

SOUTH-EAST CORNER OF FOURTH AND MARKET STREETS,

ST. LOUIS.

MISSOURI BOTANICAL GARDEN
GEORGE ENGELMANN PAPERS

0 1 2 3 4 5 6 7 8 9 10
cm
copyright reserved
MISSOURI BOTANICAL GARDEN

Meloscactus wrightii Cels oriental.
September 1859

(1861

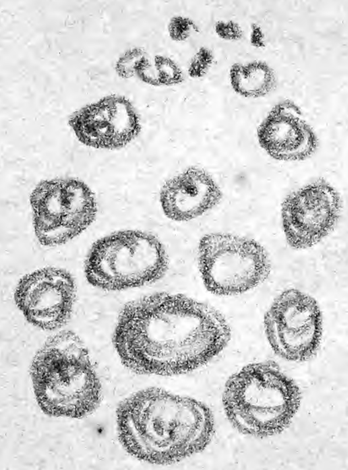

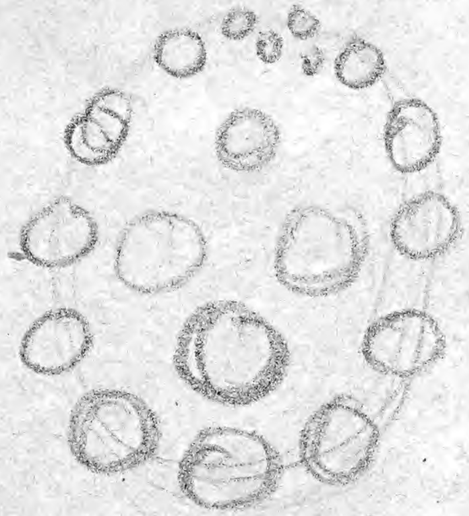

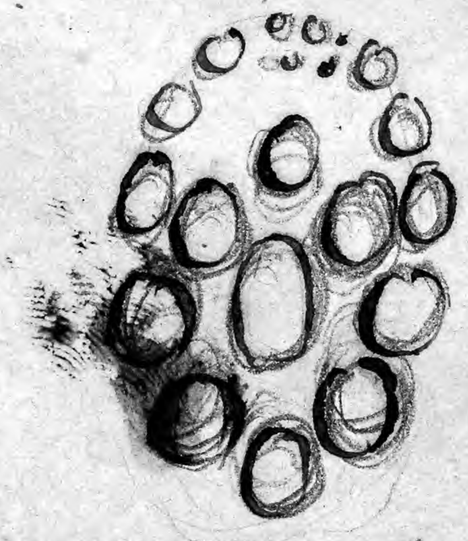

Letter – 1871

areole oval approximate
spots black brown
straight or curved
1/2 - 1 1/2 inch long,
4 central, lower compressed

Letter

4 central 1/2
11 radial

3-4 additional small, above
lower central longest, shortest
oth central & lower radial equal
upper radial smallest

ENNOSANDER,
APOTHECARY,
CORNER OF SECOND AND WALNUT STREETS,
UNDER BARNUM'S HOTEL,
ST. LOUIS, MO.

1032

0 1 2 3 4 5 6 7 8 9 10
cm
copyright reserved
MISSOURI BOTANICAL GARDEN

Lemuta White

10 mm petals, mid, small

15 out all afterwards

compidae — inner almost

as stile

8 short white crest caps

stout stigmas, long caps

ext. inner stam

Steps, 10 rd at stigs

Ill. fr young growth

MISSOURI BOTANICAL GARDEN
GEORGE ENGELMANN PAPERS

0 1 2 3 4 5 6 7 8 9 10
cm
copyright reserved
MISSOURI BOTANICAL GARDEN

Meloscactus

Sept 8th 1863

Hort Bot Cantabrigiensis Sept 1863

1033

umbilicus
×4

×8

base

×8

embryo

top view

0 1 2 3 4 5 6 7 8 9 10
cm
copyright reserved
MISSOURI BOTANICAL GARDEN



GEORGE ENGELMANN PAPERS

0 1 2 3 4 5 6 7 8 9 10
cm
copyright reserved
MISSOURI BOTANICAL GARDEN

Paris July 1857

Melocactus communis —

1034



20 – 25 sepals & petals, very few, scaly ones above the middle of the flower tube; most of the petals however of the same height — very few can be distinguished as exterior or at least lower — Lower half of tube naked, round with wool which however belongs to the areola, not to the flower.

Lower half of interior of tube also naked

over

0 1 2 3 4 5 6 7 8 9 10
cm
copyright reserved
MISSOURI BOTANICAL GARDEN

~~upper~~ (free of stamens) upper half covered with a succession of stamens on short filaments; style as long as upper most stamens, divided into 6 stigmata, ~~acute or capitate~~, not stigmatose at extreme point. —

MISSOURI BOTANICAL GARDEN
GEORGE ENGELMANN PAPERS

0 1 2 3 4 5 6 7 8 9 10
cm
copyright reserved
MISSOURI BOTANICAL GARDEN

"Melonites Communis" May 14 1871

R Dennys, Dr Parry Feb 1871

Flat, 3½ inches diam 2½ high
9 broad but sharp, (interrupted) ribs
no cephalium yet

1035



8 radial spines, uppermost smallest, sometimes wanting, central spine somewhat laterally compressed, straight, others stiff, outward backward & slightly transversely ribbed lowest one longest (10-12 lines) keeled above. In youngest areola only central spine present — first to appear.

Older spines light yellow or very dark horn colour, darker at tips

Leitch & Corlies

DRUGGISTS

South West Corner Fifth and Market Streets

MISSOURI BOTANICAL GARDEN
GEORGE ENGELMANN PAPERS

0 cm 1 2 3 4 5 6 7 8 9 10
copyright reserved
MISSOURI BOTANICAL GARDEN

June 1860

"Meloradia communis"

Paris July 1857

Pollen of the dry flower $\frac{12}{\cancel{4}12}$ Diam, mostly shrivelled angular,

sometimes globose, or obtusely tetrahedral;

ovulum abt. $\frac{1}{60}$ long (of soaked flower) or long funiculus, but simple

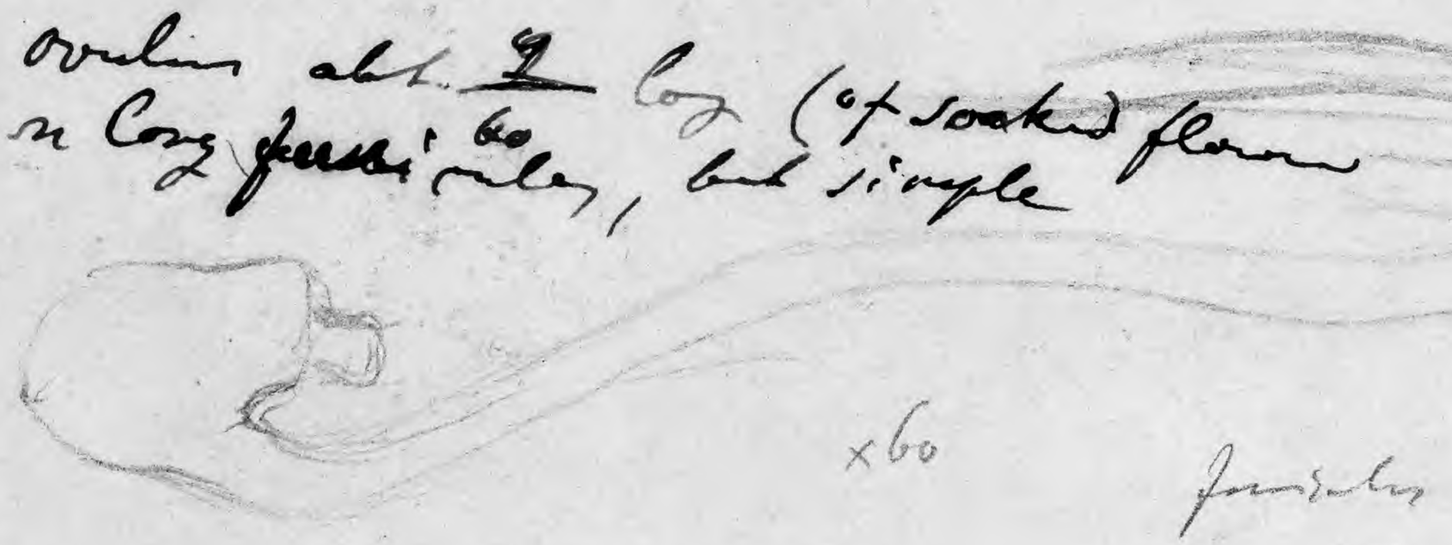

×60

funiculus 4–5 times as long as ovule, straight not coiled

1036

0 1 2 3 4 5 6 7 8 9 10
cm
copyright reserved
MISSOURI BOTANICAL GARDEN

MISSOURI BOTANICAL GARDEN
GEORGE ENGELMANN PAPERS

0 1 2 3 4 5 6 7 8 9 10
cm
copyright reserved
MISSOURI BOTANICAL GARDEN

"Melocactus communis" May 13 1871

St Domingo, Parry Febr 1871

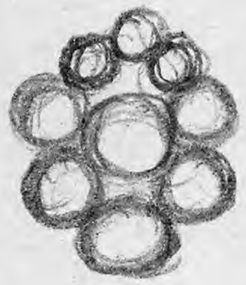

1037 or more about 20 mm long

spines on top of floriferous areola, 20–30, lower part pale yellowish, gradually attenuate, setiform often flexuous, white, upward dilated linear lanceolate, scarlet – lowest stoutest flower in centre of areola; all imbedded in long white wool.

8 radial spines longer much the slightest, lowest as long as stout or your stoutest than central one 14 mm long, upper one short & 10 mm long

flower

lower side of detached areola

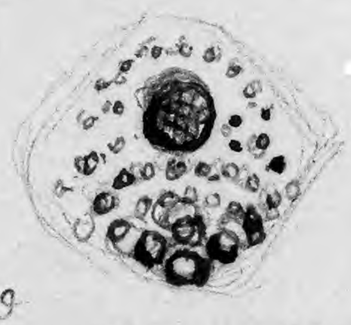

upper side

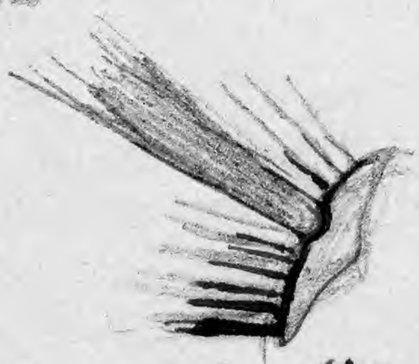

longitudinal section

0 1 2 3 4 5 6 7 8 9 10
cm
copyright reserved
MISSOURI BOTANICAL GARDEN

Leitch & Corlies

DRUGGISTS

South West Corner Fifth and Market Streets

MISSOURI BOTANICAL GARDEN
GEORGE ENGELMANN PAPERS

0 1 2 3 4 5 6 7 8 9 10 cm
copyright reserved
MISSOURI BOTANICAL GARDEN