




MISSOURI BOTANICAL GARDEN  
PETER H. RAVEN LIBRARY



GEORGE ENGELMANN  
BOTANICAL NOTEBOOKS

*Pagination Note:*

*Since many of the items lack a specific page number, the page number displayed online refers to the sequentially created number each item was given upon cataloging the materials.*

Paris, le avril 1869

Mon très cher confrère,

J'irai chez vous demain, lundi, à  
une heure très précises le matin, pour  
vous prendre pour aller au Vésinet.  
Je n'aurais pas été possible de  
venir à 10 heures, comme nous en avions  
convenu. J'ai écrit à M. Guédeney  
pour le prévenir que nos partions par  
le train de 11 h. 35 min., et que nous  
serions chez lui vers midi.

Notre tout dévoué

All. Weber

2130



0 1 2 3 4 5 6 7 8 9 10

cm

copyright reserved



MISSOURI  
BOTANICAL  
GARDEN

Paris April 4 1869

All the sp. of *Pisoceras*, the flowers  
of which I have had an opportunity  
of examining, have many sepaled  
scales on ovary; in some (especially  
*P. latifolia*) their bases form longitudinal  
ribs.

Their axils bear very little wool:

short, but distinct white lateralis,  
wool in senilis &

thick yellowish brown wool

enveloping the ovary;

thick & long fleecy wool niger = *Chrysomella*

Hopperstilk

MISSOURI BOTANICAL GARDEN  
GEORGE ENGELMANN PAPERS



0 1 2 3 4 5 6 7 8 9 10

cm

copyright reserved

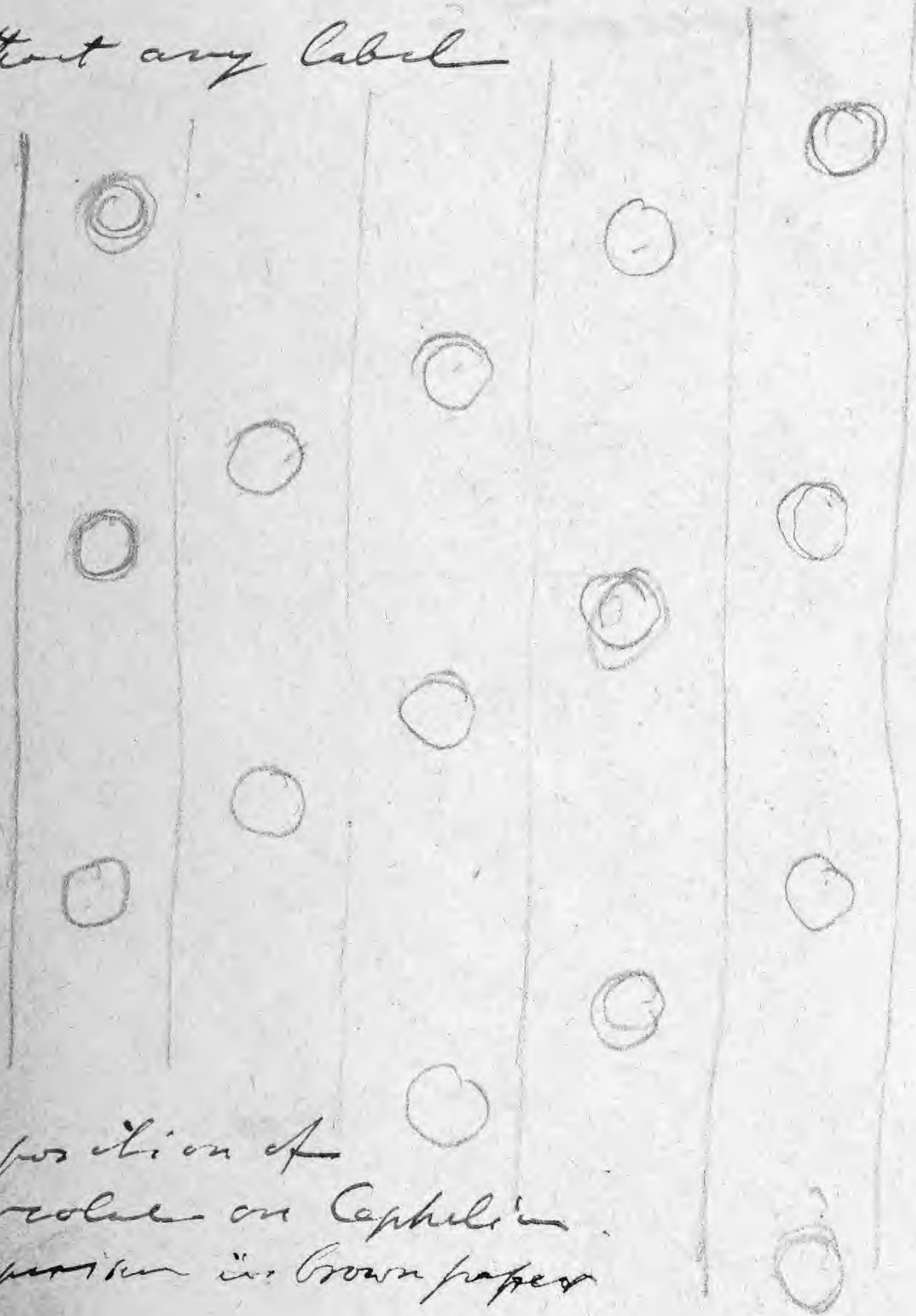


MISSOURI  
BOTANICAL  
GARDEN

*Pilocereus demittis?*

Mus. Bot. Jardin des  
Plantes Paris  
April 3<sup>d</sup> 1869

without any label



<sup>obtus</sup>  
ribs & grooves  
(marked here by  
the lines) still  
distinct.


2131

Disposition of  
Areolae on Cephalium  
on specimen in brown paper

A complete and <sup>apparently almost</sup> terminal Cephalium  
without any fragments of spine bearing  
ribs - therefore difficult to determine.

There are two fragments, one very  
dusty and dirty, wrapped up in brown  
paper; the other, undoubtedly belonging  
here, is better protected in a glass-  
jar. Both show wormeaten flowers  
and the latter also fragments of  
fruit.

On second examination I find the Cephalium  
not quite terminal, and at one side of  
the broken off part of the Cephalium  
in brown paper bunches of spines



0 1 2 3 4 5 6 7 8 9 10

cm

copyright reserved



MISSOURI  
BOTANICAL  
GARDEN

resembling those of the sterile part of  
the plant are found.

MISSOURI BOTANICAL GARDEN  
GEORGE ENGELMANN PAPERS



0 1 2 3 4 5 6 7 8 9 10  
cm

copyright reserved



MISSOURI  
BOTANICAL  
GARDEN

MISSOURI BOTANICAL GARDEN  
GEORGE ENGELMANN PAPERS



*specimen done up in brown paper*




0 1 2 3 4 5 6 7 8 9 10

cm

copyright reserved



MISSOURI  
BOTANICAL  
GARDEN



0 1 2 3 4 5 6 7 8 9 10

cm

copyright reserved



MISSOURI  
BOTANICAL  
GARDEN


2132

*Pilocereus senilis* × *polylophus* has <sup>very</sup> large and fine flowers

Shrubby - *Linnaea* XIX, p. 360. 261. H. 3 in. ~~wide~~  
2 1/2 long etc.

*Cer. geometrijanus* has flowers of the size of an orange  
~~flower~~. Shrub - *Linnaea* XIX, p. 360

*Pil. senilis* fruit (*ib.* p. 362.) oval 2 - 2 1/2 in. long, red,  
with 60-70 dark red, white fringed scales  
Seeds one line long, brown



0  
cm

1

2

3

4

5

6

7

8

9

10

copyright reserved




MISSOURI  
BOTANICAL  
GARDEN



*[Faint, mostly illegible handwritten text on a piece of paper. The text appears to be bleed-through from the reverse side of the page.]*

GEORGE ENGELMANN PAPERS




London Sept 1869

2133

*Pilovorus senilis*  
wood in British  
Museum.

bundles of wood  
are firmly united  
and I obtained  
a specimen, with the base entirely  
united into a tube so that the  
separation of bundles disappears.



0 1 2 3 4 5 6 7 8 9 10

cm

copyright reserved



MISSOURI  
BOTANICAL  
GARDEN

MISSOURI BOTANICAL GARDEN  
GEORGE ENGELMANN PAPERS



0 1 2 3 4 5 6 7 8 9 10

cm

copyright reserved




MISSOURI  
BOTANICAL  
GARDEN

Sept 1869

*Cereus senilis* a wood specimen - Mus Kew  
15-20 cent diameter, wood showing distinct  
beadles, only 5 or 6 mm in diameter -  
Other specimens of *C. senilis* have almost  
solid wood -

2134



0 1 2 3 4 5 6 7 8 9 10

cm

copyright reserved



MISSOURI  
BOTANICAL  
GARDEN

MISSOURI BOTANICAL GARDEN  
GEORGE ENGELMANN PAPERS



0 1 2 3 4 5 6 7 8 9 10

cm

copyright reserved



MISSOURI  
BOTANICAL  
GARDEN

*Pilococcus senilis* 27

British Museum  
Sept 15 / 1869

in British Museum, <sup>at immediate</sup>  
Cephalium entire, 45 cent high  
and 27 <sup>cm</sup> in diameter, full of  
dry flowers, no fruit found —  
Upper most part, 5 or 6 cent  
high is whiter — new growth —  
and bears no flowers; they dot  
the whole lower part — some  
may have been years old when  
the plant was cut down, but  
fresh ones probably do not spring  
out from the growth of the year  
before.

The flowers and Cephalium  
are identical with those of  
Paris and Berlin —

I could not count the ribs,  
nor remove the specimen from  
the block of wood over which  
it was tied and glued.

A smaller specimen, about the  
diameter, also bears flowers.

2135



0 1 2 3 4 5 6 7 8 9 10

cm

copyright reserved



MISSOURI  
BOTANICAL  
GARDEN

*[Faint, illegible handwriting]*

MISSOURI BOTANICAL GARDEN  
GEORGE ENGELMANN PAPERS



0 1 2 3 4 5 6 7 8 9 10

cm copyright reserved



MISSOURI  
BOTANICAL  
GARDEN

Herb Berlin Jun 26 1869

*Pilocereus senilis* *sideburnianus* *low*  
~~*separatus*~~

head and flowers exactly the same as those examined in Paris.


Woolly head 17-18 inches long, a little one-sided. The side not altered seems to have been cut out, but within about <sup>inches</sup> 4 ~~inches~~ of top some of the bracts are still preserved with long coarse gray hairy spikes, but also abundant wool.

The very top has bright brown wool

Remnants of flowers, exactly like the Parisian ones, with short wool in the axils of numerous sepals of waxy.

Flowers remain visible in the wool from 12-14 inches down the top to within 2 inches of it, all around the preserved part of the head, but more especially on the side opposite the cut longitudinal slit and the (supposed) unaltered or little altered part of the plant.

2136



0 1 2 3 4 5 6 7 8 9 10

cm

copyright reserved



MISSOURI  
BOTANICAL  
GARDEN





Paris April 4 1869

*Pilocereus*

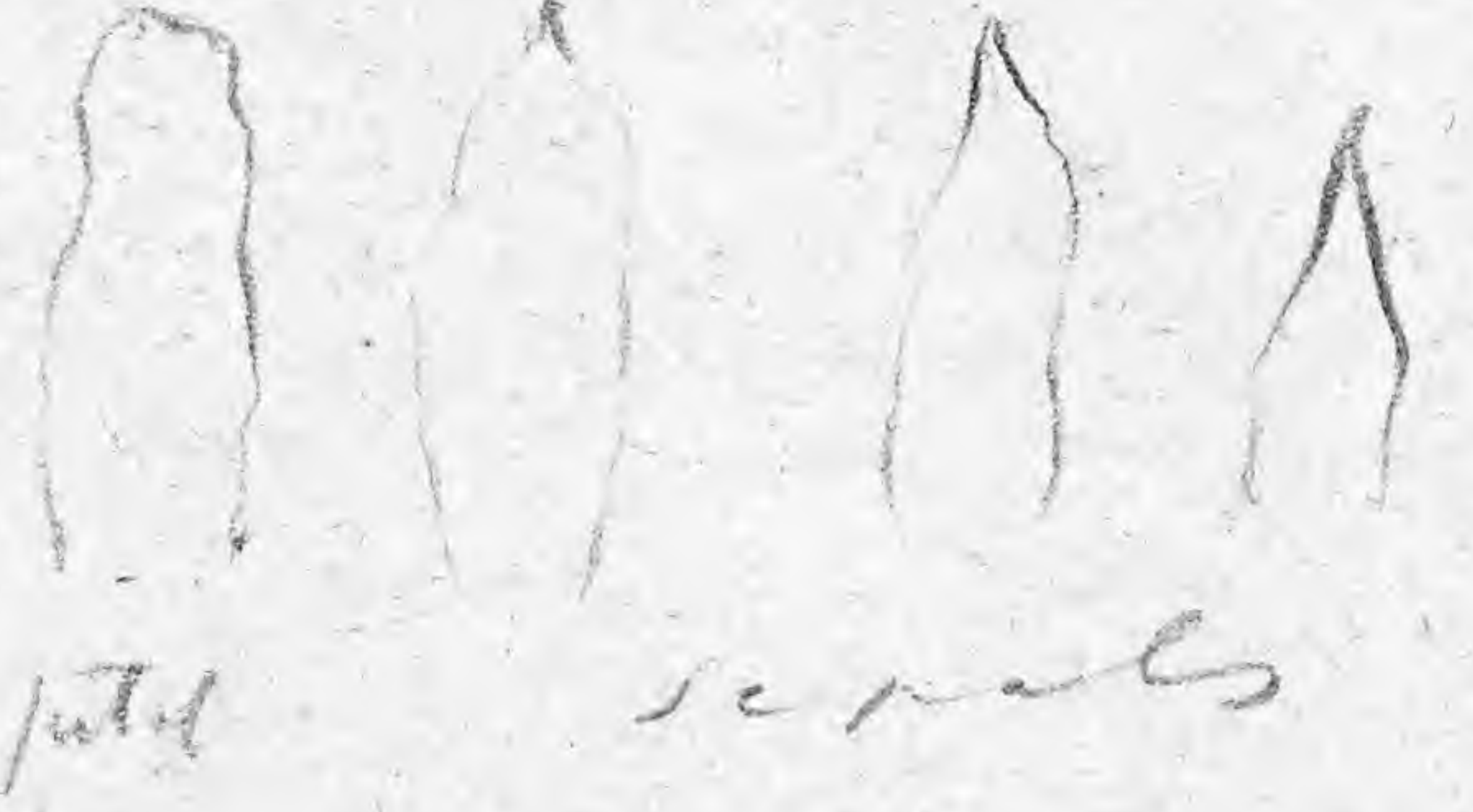
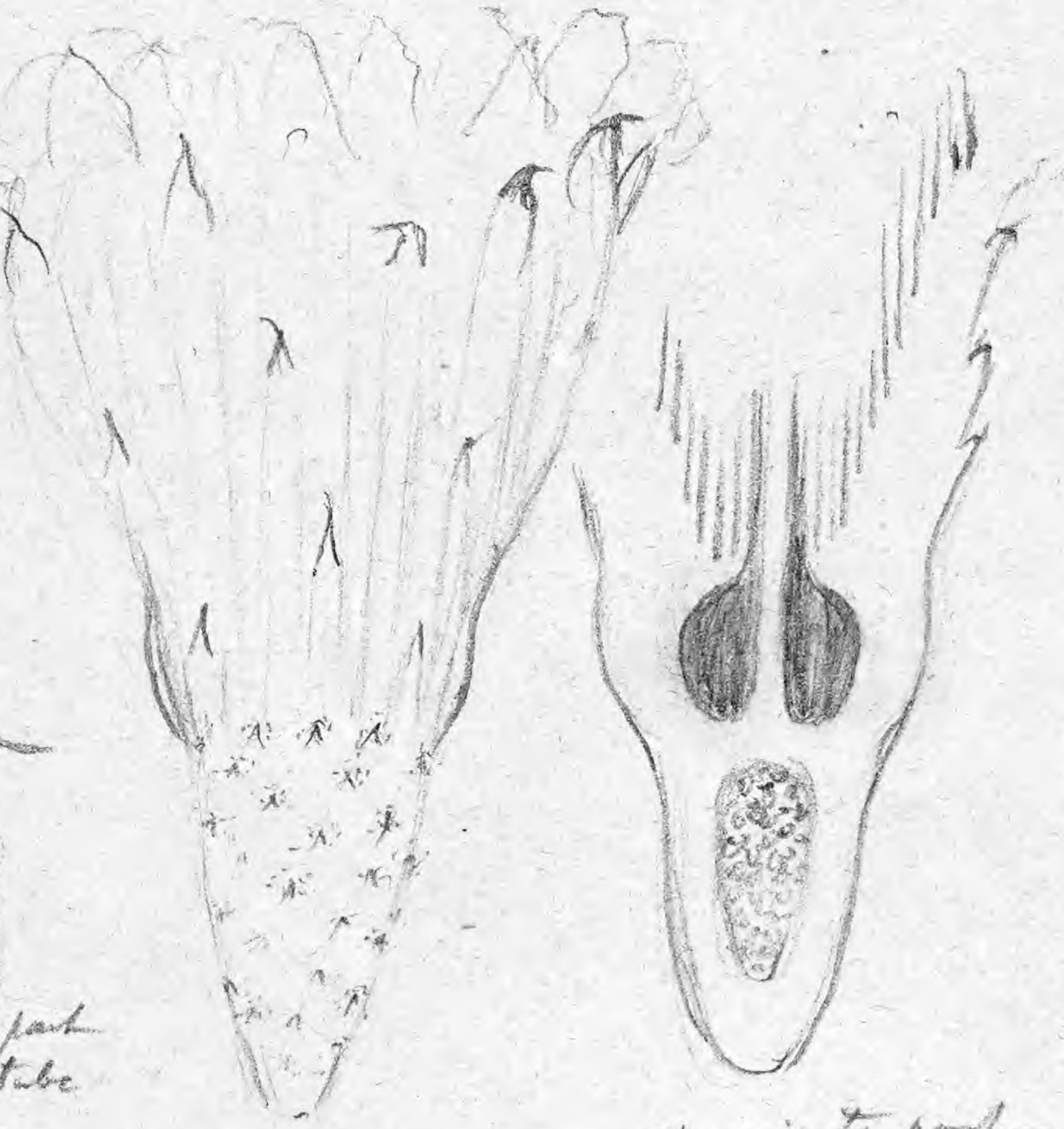
cephalis integro terminali albo, setis  
rufis interspersis, sine scheda  
in Mus. botan. Hort. Bot. Paris.

(Specimen preserved in a glass jar.)

40 scale



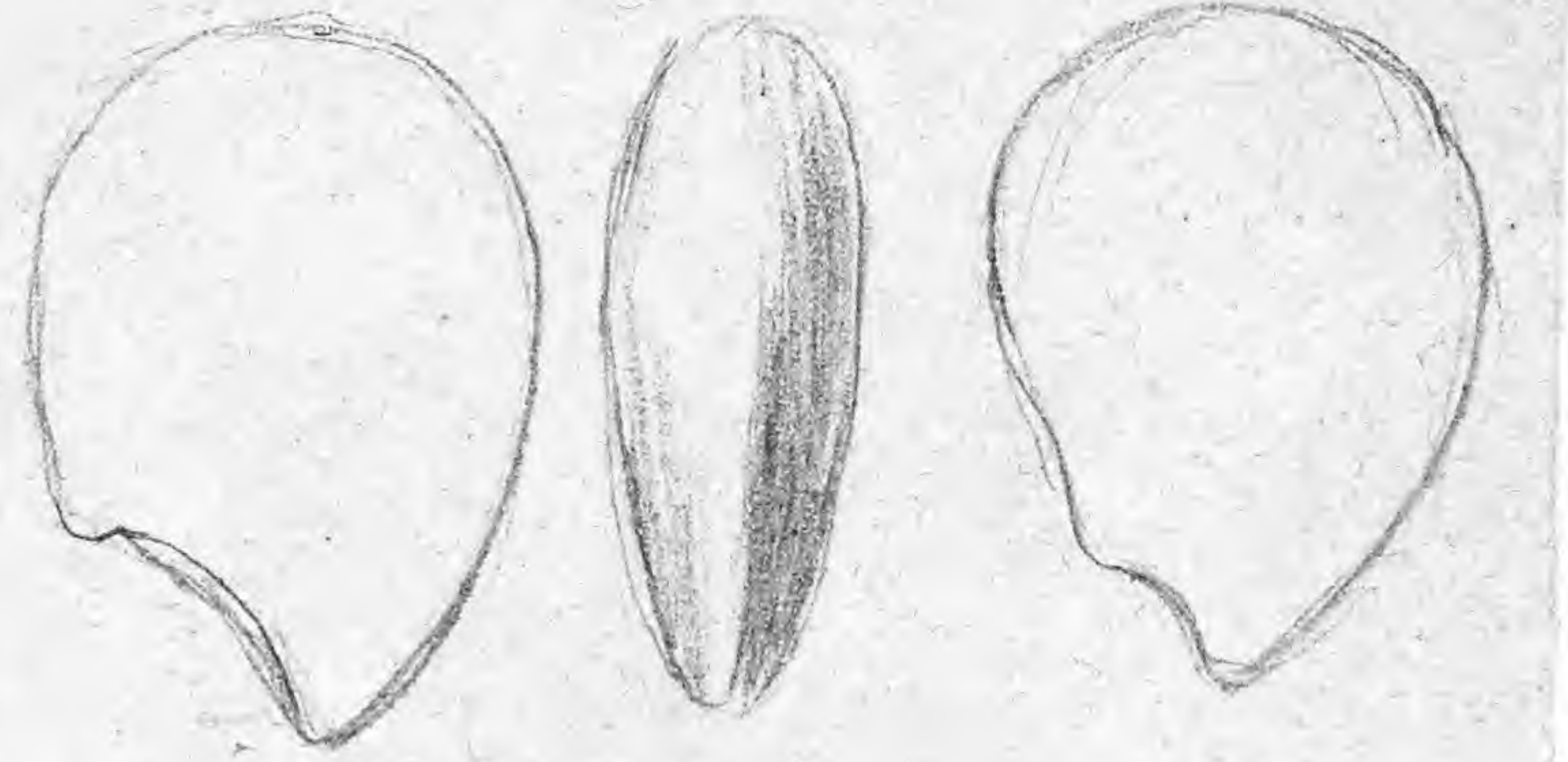
50 scale



upper scales of  
fruit x 4

sepals x 4

x 8



ovary

lower  
tube

upper part  
of tube


upper part of  
tube x 4

Construction of fornix over nectarian  
Cavity, compare  
Echinocactus aculeosissimus.

Staminate part  
about 1 inch long.  
stamens very numerous  
nectarian cavity 1/2 inch diam

Both forms of seed, with  
larger & smaller hilum  
found in wool of head

2137



MISSOURI BOTANICAL GARDEN  
GEORGE ENGELMANN PAPERS



0

1

2

3

4

5

6

7

8

9

10

cm

copyright reserved




MISSOURI  
BOTANICAL  
GARDEN

*P. Hooveri*

Mus. Botanic Jard. des Plantes  
Paris, April 3 1869

(specimen wrapped up in brown  
paper, without label)

Longer wool, lighter coloured bristles,  
on areolae; longer and more subulate sepals  
reales on ovary, and less wool in  
their axils; otherwise not  
distinct from the other plant  
specimen (found in a glass jar)



areolar wool & bristles  
including a withered  
flower top of bunch of wool  
blackish from exposure to weather

withered flower  
petals & sepals  
curved inward

subulate scales  
of ovary

scale  
of lowest  
part of  
tube

x4  
1/2-3 mm  
long

2138



0 1 2 3 4 5 6 7 8 9 10  
cm copyright reserved



MISSOURI  
BOTANICAL  
GARDEN

MISSOURI BOTANICAL GARDEN  
GEORGE ENGELMANN PAPERS



0 1 2 3 4 5 6 7 8 9 10  
cm copyright reserved




MISSOURI  
BOTANICAL  
GARDEN

*Platanus s. stricta*

Paris April 4<sup>th</sup> 1869

Flower  $2\frac{1}{2}$  inches long,  
ovary brownish or clavate,  $\frac{1}{9}$  or 10 l. in long,  
beset with 25-35 sepals & scales, subulate  
 $\frac{1}{2}$ -1 l. long, bearing short but distinct white  
wool in axils;  
tube ribbed, with 20 or 25 subulate or lance-subulate  
scales, gradually increasing in size; upper sepals  
also about 20 <sup>acute</sup> - petals oblong, 8-9 l. long also  
about 20 (curved in withering) obtuse oblong,  
somewhat curly.  
Nectarian cavity apparently 4-5 l. long closed  
over by a solid arch, formed of the bases of stamens  
& <sup>connective</sup> part of tube about 1 inch long -

2139



0  
cm

1

2

3

4

5

6

7

8

9

10

copyright reserved



MISSOURI  
BOTANICAL  
GARDEN

MISSOURI BOTANICAL GARDEN  
GEORGE ENGELMANN PAPERS

*Handwritten notes:*  
~~Cen...~~ ~~Blu...~~  
A many ...  
Cob...



0 1 2 3 4 5 6 7 8 9 10  
cm copyright reserved



MISSOURI  
BOTANICAL  
GARDEN