Missouri Botanical Garden
Peter H. Raven Library

George Engelmann Botanical Notebooks



Pagination Note:
Since many of the items lack a specific page number, the page number displayed online refers to the sequentially created number each item was given upon cataloging the materials.

3821

MISSOURI BOTANICAL GARDEN
GEORGE ENGELMANN PAPERS

0 1 2 3 4 5 6 7 8 9 10
cm
copyright reserved
MISSOURI BOTANICAL GARDEN

Jan 1862

Asperifolia
Gray — Boston Acad.
V. p. 340

Cuspiloa belongs to Heliotropi

Coldenia Lin and comprise
Stegnocarpus Torr. RR. II. t. 7
Podopa Torr. RR. II. t. 9.
Tiquilia Pers Mitt —
Torr. Mex Bound. p. 136
Chloralyx Torr. RR II. t. 8
is also very near
too near.

0 1 2 3 4 5 6 7 8 9 10
cm
copyright reserved
MISSOURI BOTANICAL GARDEN

3822

MISSOURI BOTANICAL GARDEN
GEORGE ENGELMANN PAPERS

0 1 2 3 4 5 6 7 8 9 10
cm
copyright reserved
MISSOURI BOTANICAL GARDEN



Ech. plantagineum

Ech. salmanticum

Lysimachia revoluta Nuttal.

ausführlich ist der Untersuchung im frischen Zustand. Die gehört nebst L. heterophylla mehr wahrscheinlich derselben Section als L. ciliata an, als welcher Section man künftig ein Genus oder Subgenus machen wird, da sich von den übrigen Lysimachien sich die aestivatio corollae unterscheidet.

Lysimachiae vera
haben rauschgelbe
Blumen, die die
Stamina nicht umrollen



b. Lysim ciliata
sind die Petala zurückgeschlagen u.
niegeln um die
Stamina herum.

Centunculus, der ist doch gewiß nicht eingewandert aus Europa, sondern ein echter Aborigenes! ebenso wie Myosurus minimus der auch in Torrey u. Gray's Flora an vielen Orten angeführt wird.

0 1 2 3 4 5 6 7 8 9 10
cm
copyright reserved
MISSOURI BOTANICAL GARDEN

A. Braun, Carlsruhe

Stylopus resna Raf.
Dieser Name sind ich nicht in meiner Disp.
Habitus omnino Gei!

---

16 Okt. 1838

Rochelia Lappula heißen wir in Europa Echinospermum Lappula.

die Batschia-Arten nennt Lehmann u. Sprengel zu Lithospermum.

Auch unter den Asperifolien giebt es merkwürdige Wuchsverschiedenheiten! die Unterschiede sind also auch hier wieder beim Sammeln zu anerkennen. Überwiegend verschieden verhalten sich die Echia:

Echium vulgare terminal und reinjährig!

Ech. vulgare, pyrenaicum etc. terminal und zweijährig

Ech. plantagineum terminal u. perennirend durch basilärer zweiteiliger Laubrosetten, die im nächsten Jahre aufschießen.

Ech. plantaginum terminal u. zweijährig.

Ech. salmanticum zweijährig! lateral!

(lateral, mit überhängenden am perennirenden Laubrosp. bildenden Hauptzweigen sind nur die Asperifolien und Borago laxiflora u. Anchusa sempervirens.)

3823
MISSOURI BOTANICAL GARDEN
GEORGE ENGELMANN PAPERS

0 1 2 3 4 5 6 7 8 9 10
cm
copyright reserved
MISSOURI BOTANICAL GARDEN

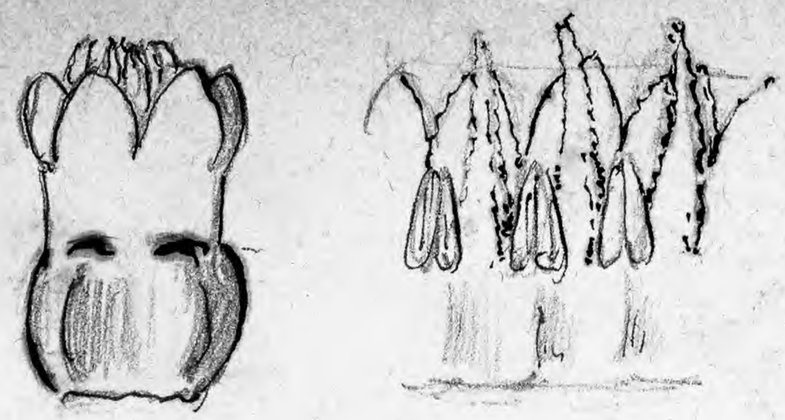

Symphytum

Shady places in the Ville Borghese, Rome. April 10th 1858

Distinguished from S. tuberosum by the smaller globose tubers, monstiforous; much smaller, green flowers, tow part of tube ventricose, 5 angled, prominent, lanceolate scarcely exceeding the corolla & anthers almost sessile

0 1 2 3 4 5 6 7 8 9 10
cm
copyright reserved
MISSOURI BOTANICAL GARDEN

3824

MISSOURI BOTANICAL GARDEN
GEORGE ENGELMANN PAPERS

0 1 2 3 4 5 6 7 8 9 10
cm
copyright reserved
MISSOURI BOTANICAL GARDEN

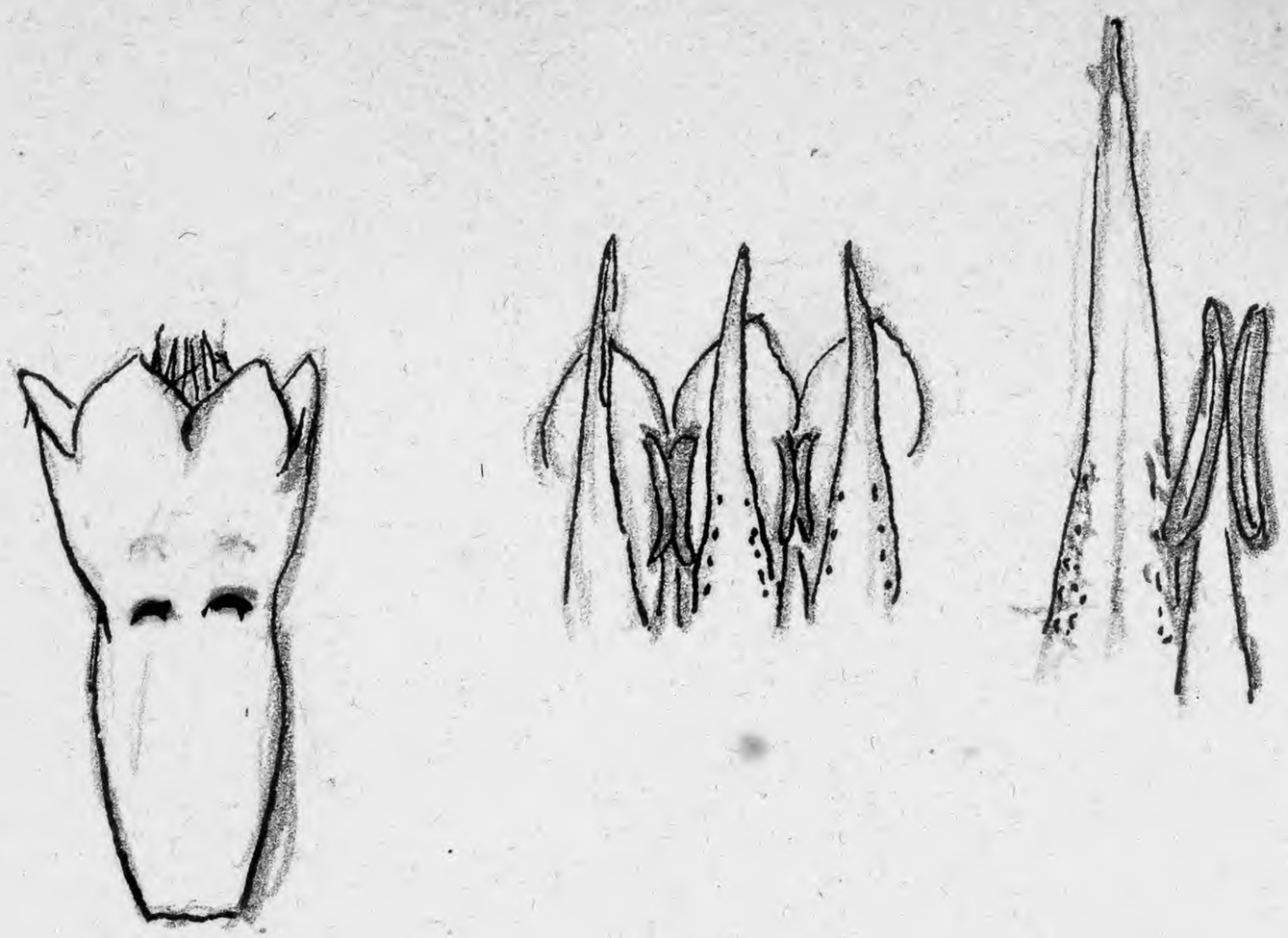

Symphytum

near Cosoma north of Capua

same near Arioia March 31st 1858 March 29th

0 1 2 3 4 5 6 7 8 9 10
cm
copyright reserved
MISSOURI BOTANICAL GARDEN

3825

MISSOURI BOTANICAL GARDEN
GEORGE ENGELMANN PAPERS

0 1 2 3 4 5 6 7 8 9 10
cm
copyright reserved
MISSOURI BOTANICAL GARDEN

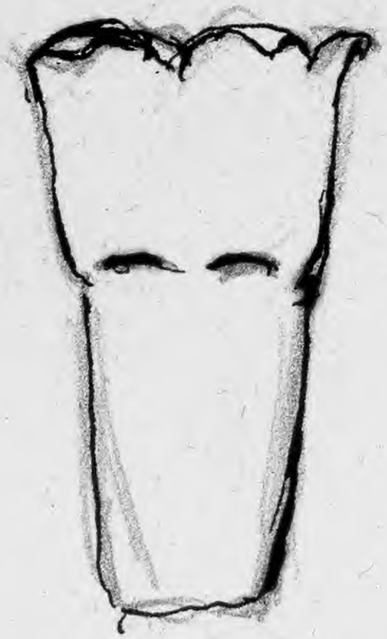



Symphytum

Dry hills, in loose soil under shrubs south of Viterbo — April 26 1858

root tuberous: flowers larger than in the allied species, grass yellow filaments inserted below the scales of fornix, slowly sagittate

0 1 2 3 4 5 6 7 8 9 10
cm
copyright reserved
MISSOURI BOTANICAL GARDEN

3826

MISSOURI BOTANICAL GARDEN
GEORGE ENGELMANN PAPERS

0 1 2 3 4 5 6 7 8 9 10
cm
copyright reserved
MISSOURI BOTANICAL GARDEN



Symphytum
Falls of the Anio at Tivoli
April 18 1858

0 1 2 3 4 5 6 7 8 9 10
cm
copyright reserved
MISSOURI BOTANICAL GARDEN

3827

MISSOURI BOTANICAL GARDEN
GEORGE ENGELMANN PAPERS

0 1 2 3 4 5 6 7 8 9 10
cm
copyright reserved
MISSOURI BOTANICAL GARDEN

Symphytum officinale Ser. Pensylvanicum

Hort. Bot. Bonn. Apr. 23 1858

Squamis faucem sequantibus, antheris superantibus

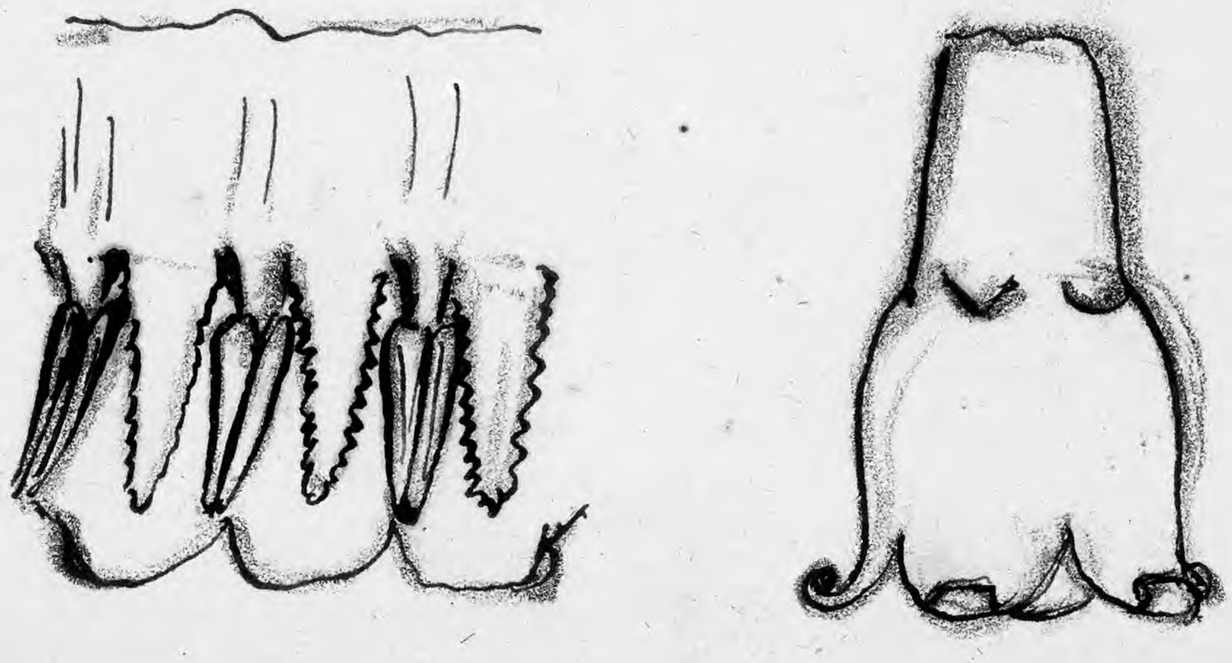

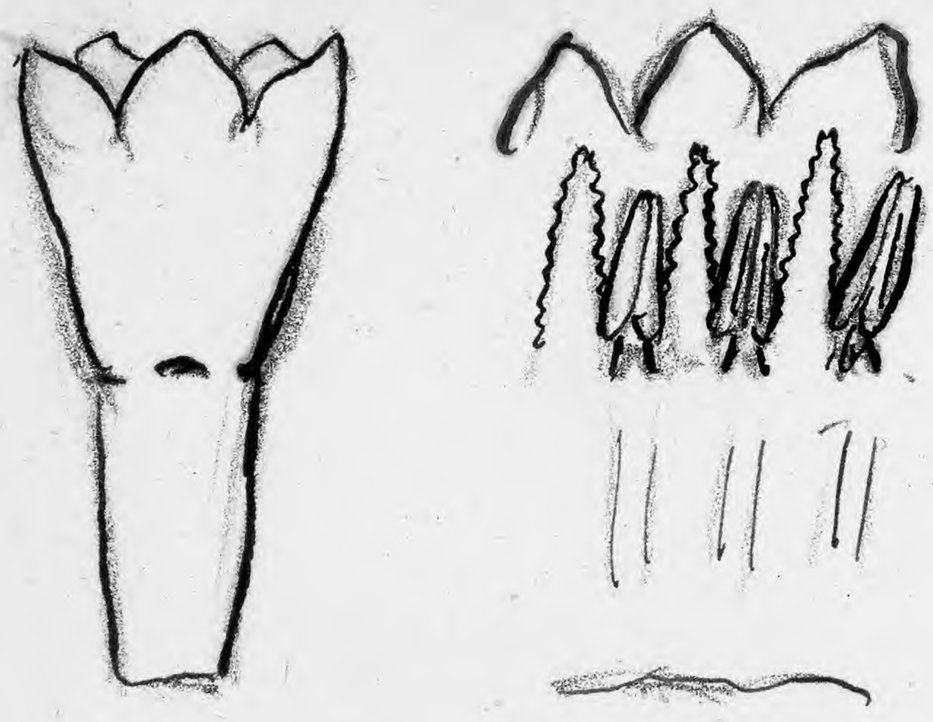

Symphytum orientale

Hort. Bot. Bonn. April 23 1858

Squamis faucem sequantibus, antheris superantibus

0 1 2 3 4 5 6 7 8 9 10
cm
copyright reserved
MISSOURI BOTANICAL GARDEN

3828

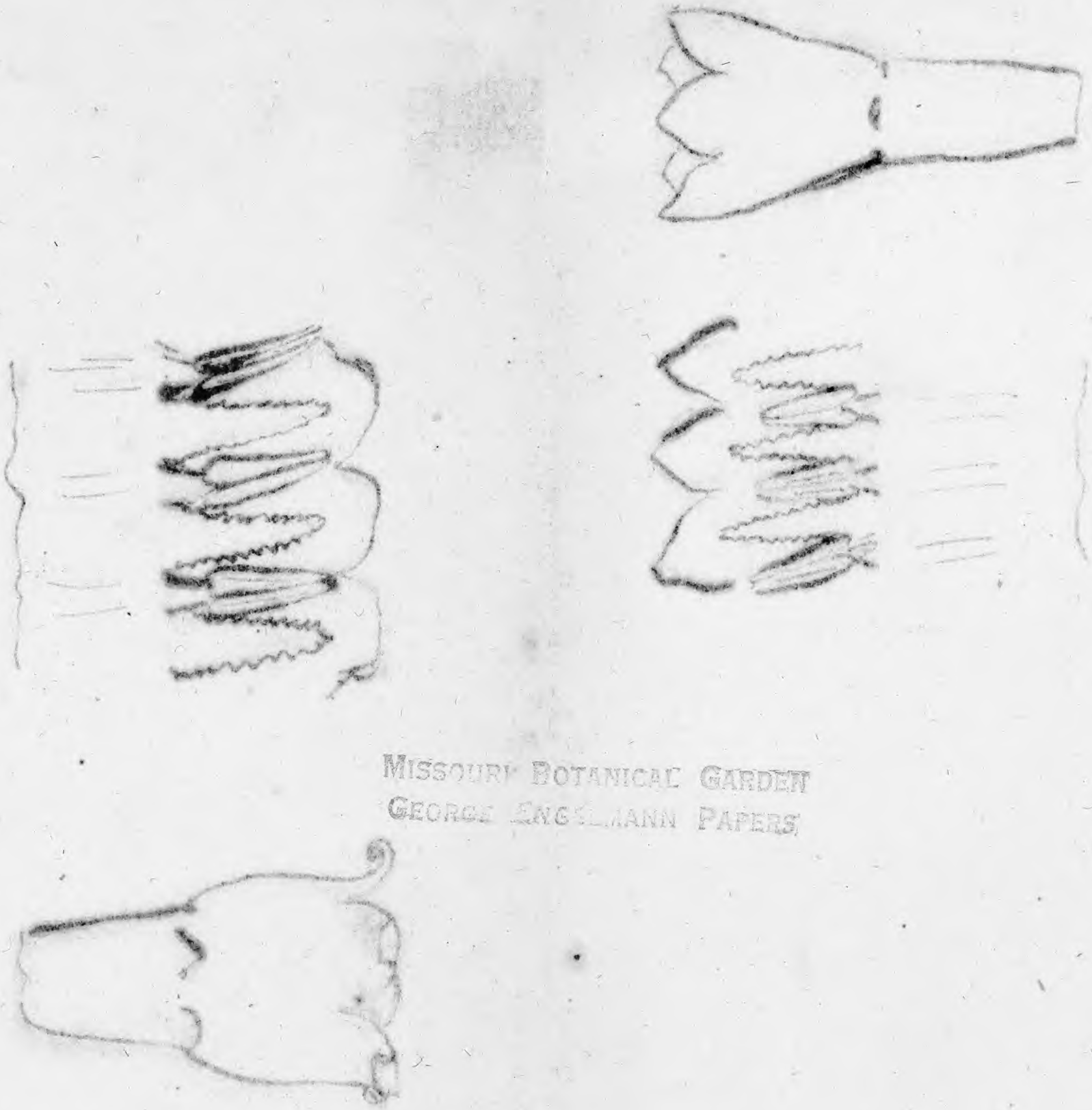

MISSOURI BOTANICAL GARDEN
GEORGE ENGELMANN PAPERS

MISSOURI BOTANICAL GARDEN
0 1 2 3 4 5 6 7 8 9 10 cm
copyright reserved



Symph. offic. violac

Host bot Strasbourg

June 2d - 1858

Sext. opening scarcely below the middle - flow nearly equal in length to Anthers - shorter than scales - these equalling the faux.

"Symph aspernum" purple blue; scales and "anthers equally long = faux; upper part of tube more ventricose - scarcely distinct from officin

0 1 2 3 4 5 6 7 8 9 10
cm
copyright reserved
MISSOURI BOTANICAL GARDEN

3829

MISSOURI BOTANICAL GARDEN
GEORGE ENGELMANN PAPERS

0 1 2 3 4 5 6 7 8 9 10
cm
copyright reserved
MISSOURI BOTANICAL GARDEN

Myosotis palustris with

synchoun Va — exactly corresponding with

my europea specimens

Myosotis ~~deflexa~~ inflexa ~~spinosa~~ n. sp.

Stonis — Texas — open woods,

grassy places, road sides ⊙ or ♃ ?

somewhat resembling the europea

M. intermedia Link — but distinguished

by the shorter pedicels which are also

adpressed to the common peduncle and

above the middle bent in a right angle

M. calycibus profunde quinquefidis laciniis

lanceolatis inaequalibus fructiferis clausis,

patulo-pilosis, ~~vel~~ hispidis, pedicellis

fructiferis calycem aequantibus erectis

adpressis supra medium ~~refractis~~ inferne

horizontaliter patentibus

0 1 2 3 4 5 6 7 8 9 10
cm
copyright reserved
MISSOURI BOTANICAL GARDEN

3830

0 1 2 3 4 5 6 7 8 9 10
cm
copyright reserved
MISSOURI BOTANICAL GARDEN

Myosotis. vide Koch synopsis

1. pilis calycis adpressis

1. M palustris with

2. M. caespitosa Schultz nuts black, pretty large

2. pilis calycis patulis, uncinatis

3. M. sylvatica Hoffm

4 M. alpestris Schm

5. M. intermedia Link nuts black, pretty large

6. M. hispida Schlechtnuts grayish yellow, very small.

7. M. versicolor Pers. nuts black, very small

8. M. stricta (arvensis) nuts grayish olive, very small

9. M. verna Mutt? nuts grayish olive larger
size between the last & next!

10 M macrosperma n.sp. nuts grayish olive very large

11 M. sparsiflora nuts brownish? nearly as large as the last.

Largest seed. No 10
Somewhat smaller. 11
still smaller. 2 & 5
hardly a little smaller 9.
a good deal smaller 7 & 8
still a little smaller 6.

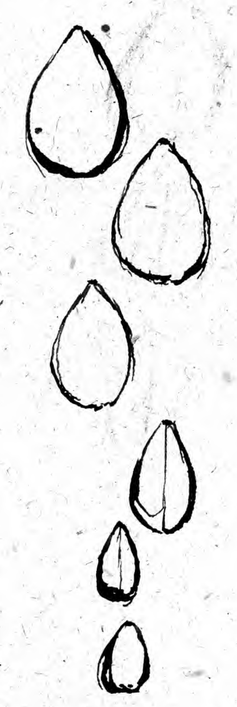

comparative size

Black, or 2. 5. 7
grayish olive 8. 9. 10. 11.
grayish yellow. 6

verte

0 1 2 3 4 5 6 7 8 9 10
cm
copyright reserved
MISSOURI BOTANICAL GARDEN

Myosotis stricta Link calycibus profunde quinquefidis laciniis linearibus, obtusiusculis, subaequalibus ad fructiferis clausis, racemis basi foliatis; pedicellis fructiferis calyce brevioribus, tubo corollae inclusis nucibus minimis

Europe

Myosotis inflexa n. sp. calycibus quinquefidis; inaequalibus laciniis flavescentis acutis, 2 inferioribus elongatis; omnibus erecto conniventibus; racemis basi foliatis pedicellis fructiferis calyce subbrevioribus basi erectis adpressis medio inflexis patentibus; tubo corollae inclusis nucibus medis

Missouri

Myosotis macrosperma n. sp. calycibus 5 fidis inaequalibus, laciniis ad fructiferis triangulari ovatis acutis, 2 inferioribus 3 superiores duplo superantibus omnibus erecto-conniventibus; racemis basi hispidissimis subfoliatis, pedicellis fructiferis calyce brevioribus basi erectis, medio inflexis patentibus; tubo corollae nucibus maximis.

Texas

MISSOURI BOTANICAL GARDEN
GEORGE ENGELMANN PAPERS

0 1 2 3 4 5 6 7 8 9 10
cm
copyright reserved
MISSOURI BOTANICAL GARDEN