



MISSOURI BOTANICAL GARDEN
PETER H. RAVEN LIBRARY



GEORGE ENGELMANN
BOTANICAL NOTEBOOKS

Pagination Note:

Since many of the items lack a specific page number, the page number displayed online refers to the sequentially created number each item was given upon cataloging the materials.

7. Curt p. 468

C. Europaea L.

- a.
b.
118 (Piemont)
158 brachystyla C. Koch Postus
191 holophyllum Fries Norway
197 Upsala
198 Germany
199 Piemont
200 Italy, Germany, France
201 Switzerland, Persia, Kotschy 692
202 var conocarpa Freiburg, Vogesen
203 " " Carlsruhe
204 St Domingo
205 var Viciae
284 hyalina Boiss et Hausskn
Asia Europe - Schubertiana
b mongana Pyrenae
301 C. capillaris Edgeworth Himalaya
C. europaea nees Hallan
(Enclosed 138-143)



0 1 2 3 4 5 6 7 8 9 10

cm

copyright reserved



MISSOURI
BOTANICAL
GARDEN

4470

C. ...

MISSOURI BOTANICAL GARDEN
GEORGE ENGELMANN PAPERS

Handwritten notes, possibly describing botanical specimens.

Handwritten notes, possibly describing botanical specimens.



0 1 2 3 4 5 6 7 8 9 10

cm


copyright reserved



MISSOURI
BOTANICAL
GARDEN

118.

1.2

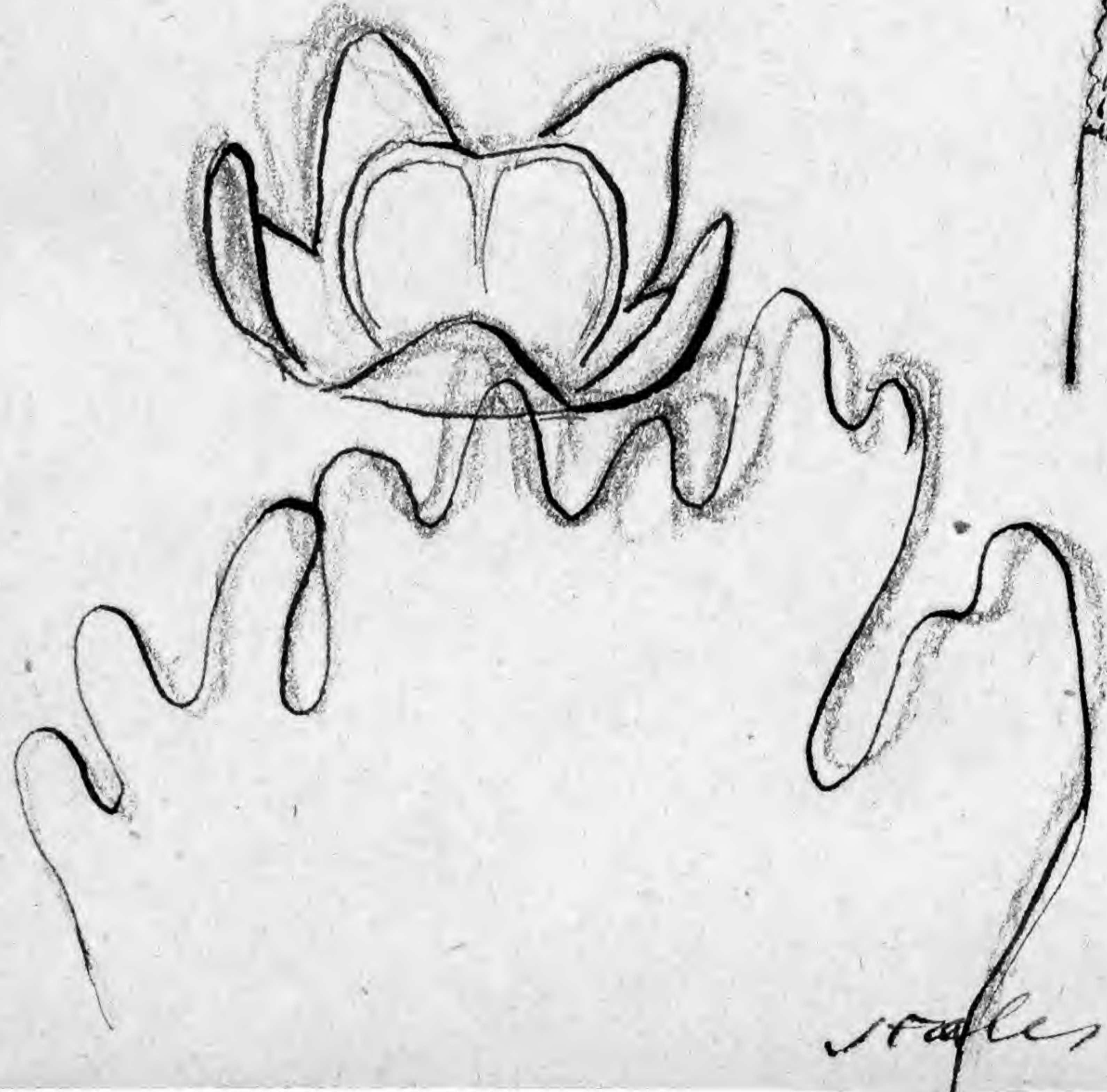


style

0.45-0.5



0.45



scales

Cuscuta

Reichenbach fil. N^o 4.

Plum on *Taxonia scorodora*

floribus breviter pedicellatis

ovario glomeratis saepe 5fidis

lobis calycis tubo aequo

2. pallis superis.

filament. antheris

antheris oblongis

aeg. l.

caps. globos

sem. uniuersim

rugulos subglobos


parum compressis

minoribus.

sq. medio tubo adnatis

fauce stragulis

varis - saepe rectis truncatis



MISSOURI BOTANICAL GARDEN

copyright reserved

truncatis *genuitatis* *neo* *G. f. d.*

4471

MISSOURI BOTANICAL GARDEN
GEORGE ENGELMANN PAPERS



0
cm

1

2

3

4

5

6

7

8

9

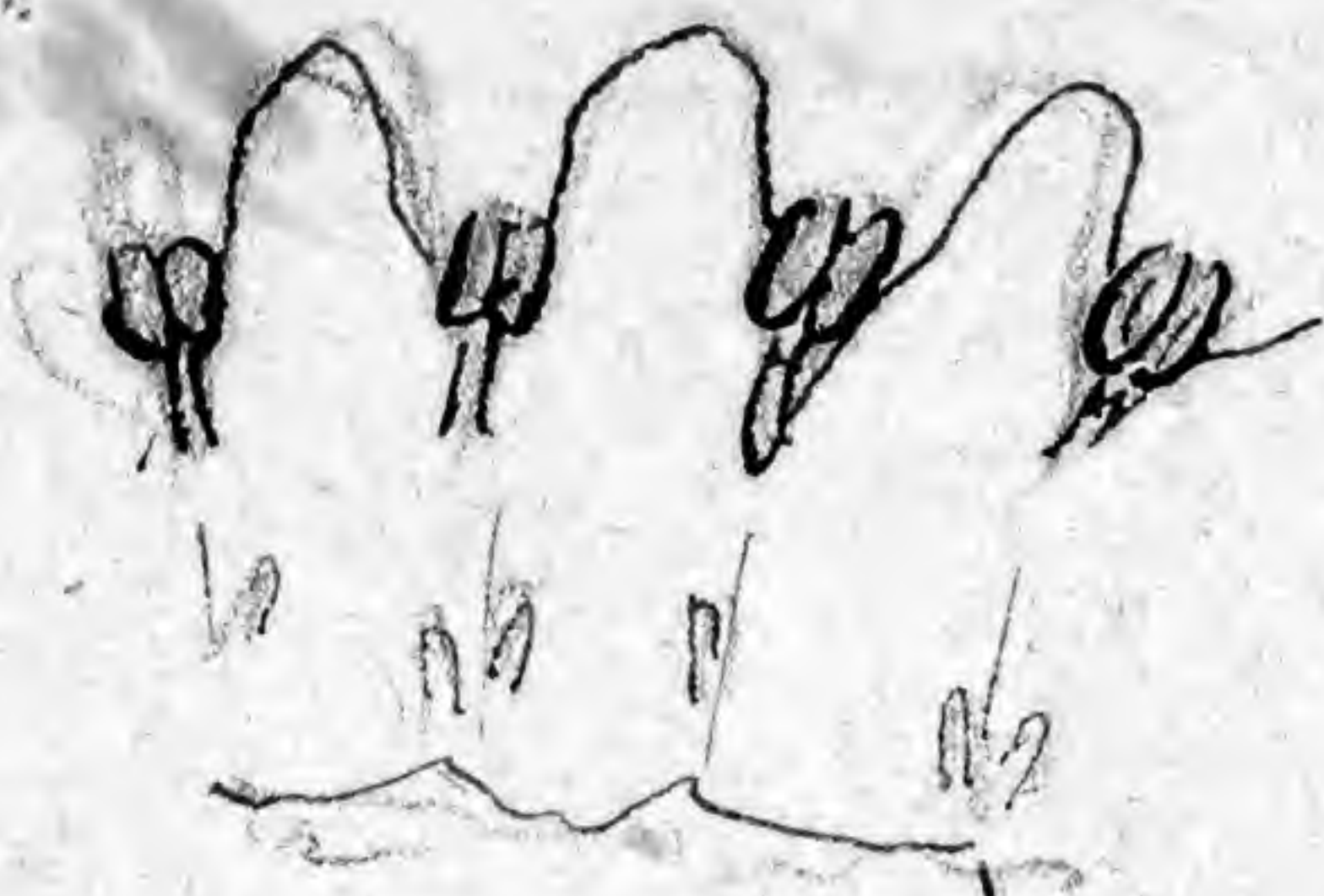
10

copyright reserved



MISSOURI
BOTANICAL
GARDEN

1.0

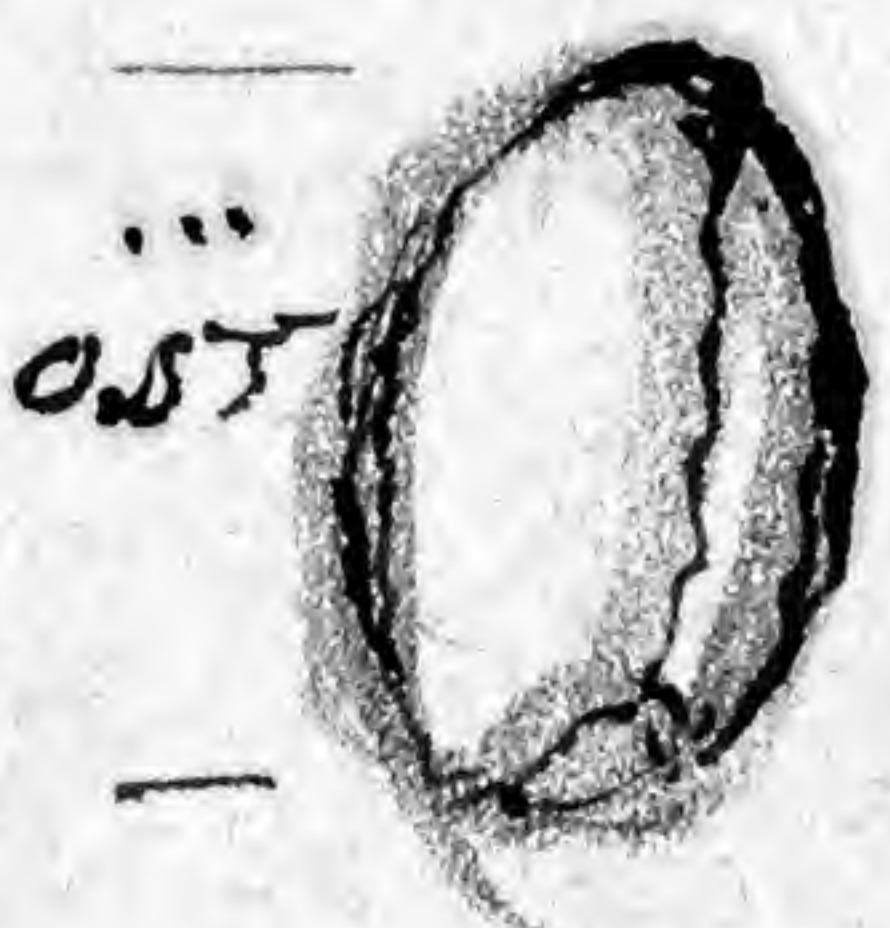





Cuscuta brachystyla C. Koch

Pontus ^{Armenia} minor Koch


ex Herb. reg. Berlin

in Umbelliferis juxta Erivan (Koch)



Caule filiformi, glomerulis
 minoribus; floribus parvis, breviter
 pedicellatis, 4-fidis (non trifidis)
 calycis lobis late ovatis (ultra median
 fissis) basi solae connatis vix im-
 bricatis, obtusis; tubo corollae
 longioribus; lobis ovatis obtusis,
 erectis, dum patulis, deinde
 in capsule matura plerumque
 apectis; tubo aequantibus;
 staminibus dimidiis brevioribus;
 antheris orbiculatis; squamis subnullis

dentem unum clavatum sive squamulum in apice
 adnatum fornicibus; ovario crasso, stylis



0 1 2 3 4 5 6 7 8 9 10

cm

copyright reserved



MISSOURI
BOTANICAL
GARDEN

fructibus; capsula rugiscula conoides arif. 5. 8. inter stylis
major; ovula obpyramifera apice gerata
semita long. angustis 3 angulatis -

Koch in Linnaea XXII. p. 747; Caulis filiformis ramosi flavescens
capitula serilia 8-12 florum - fl. subsessil - calyx ruga
4-5 part., lacini ovati obtusiusculis demum ovula 2 in
superioribus - ovula unilocularia lacinia tubum ex
longitudine aequale; lobis ovatis ovatis obtusiusculis
staminibus vix lobos attingentibus; squamam oblongam ex parte
stylis vix line longi inclusis.

MISSOURI BOTANICAL GARDEN
GEORGE ENGELMANN PAPERS

4472



0
cm

1

2

3

4

5

6

7

8

9

10

copyright reserved



MISSOURI
BOTANICAL
GARDEN

191 Cass. halophyta Fides Nov. Mantiss I p. 8.

Summa veget. Scand I. p. 191 :

Caule simpliciter, glomer. multifloris subbracteatis, corollae
tubo globoso limbum aequante basi rotundato

Olytt Stirp Christ. Scand. Christiana p. 50.

In plant. marinis succulentis, Chenopodiaceis

Cuph. palustris etc. prope Christiananda. Caules succulentis
flores paucissimi

191



0
cm

1

2

3

4

5

6

7

8

9

10

copyright reserved




MISSOURI
BOTANICAL
GARDEN

4473

[Faint, illegible handwritten text, likely bleed-through from the reverse side of the page]

MISSOURI BOTANICAL GARDEN
GEORGE ENGELMANN PAPERS



0 1 2 3 4 5 6 7 8 9 10


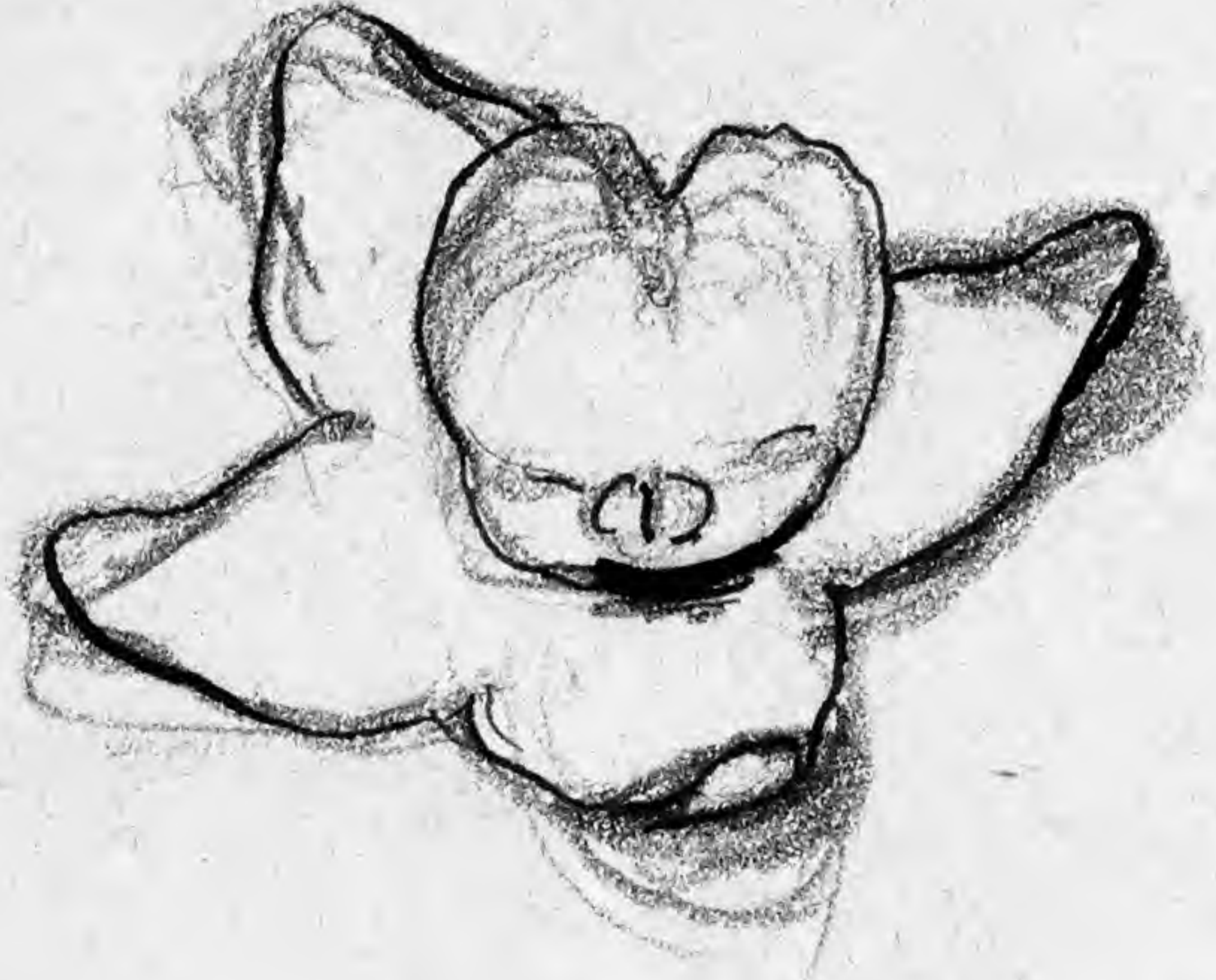
cm

copyright reserved



MISSOURI
BOTANICAL
GARDEN

197.

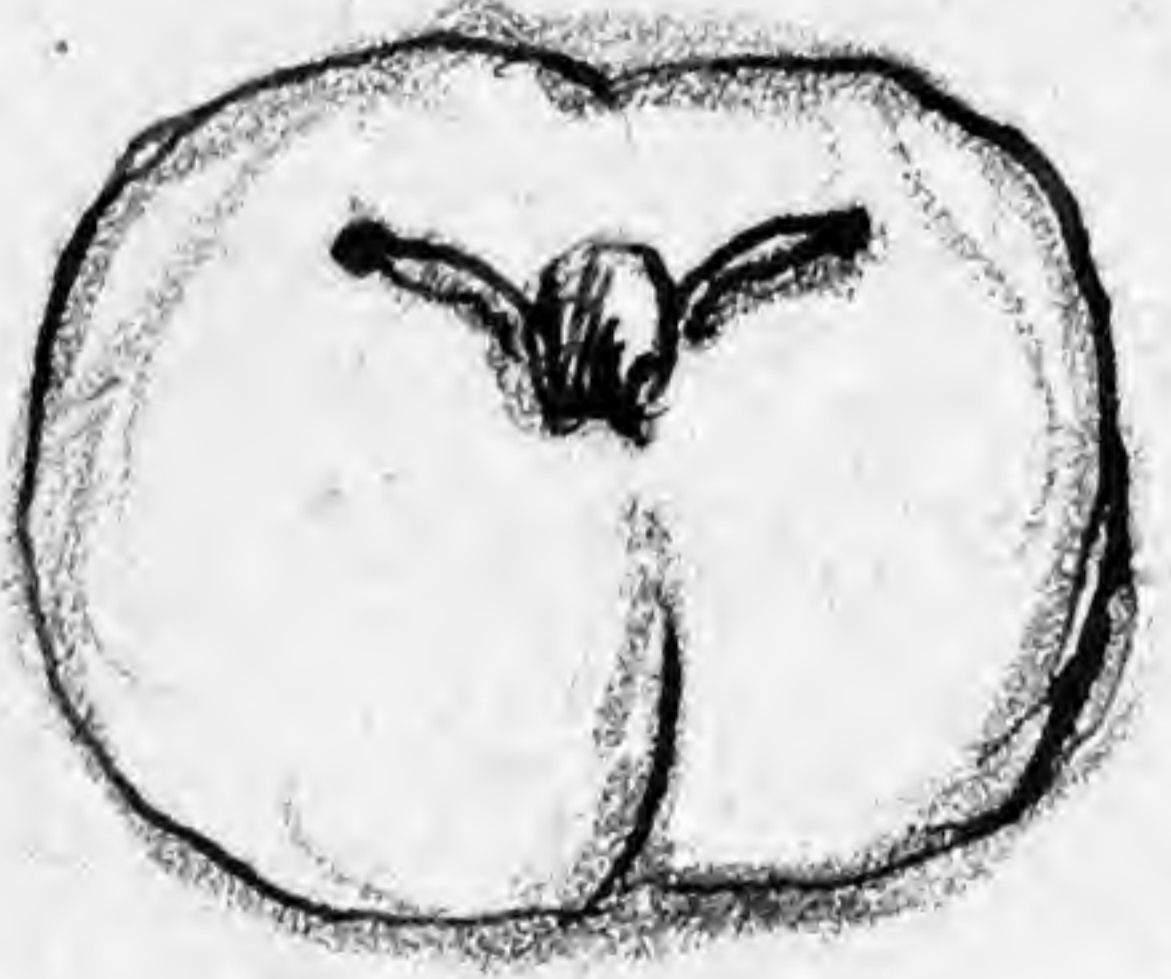




Cucurbit. Europaea

Upsala, Andersson
Herb Berlin

floribus pedicellatis
squamis vix ullis
ferruginis, bifidis
s. nullis.

caput globosum
seeds very slightly reticulated
scarcely angled, but compressed



öb
fo



0 1 2 3 4 5 6 7 8 9 10

cm

copyright reserved



MISSOURI
BOTANICAL
GARDEN

4474

MISSOURI BOTANICAL GARDEN
GEORGE ENGELMANN PAPERS



0

1

2

3

4

5

6

7

8

9

10

cm


copyright reserved



MISSOURI
BOTANICAL
GARDEN

198

1.2
1.7/7



ovary
flower before opening

1.4
1.4



5 parted fl.

Cucurbita europaea

Ex herb. Mus. v. Camb. *ontarioensis*

floribus pedicellatis;

seminibus bipartitis, lamina

subnullis, 1-3 dentatis

stylis ovario crasso brevibus
ultra medium stigmatosis;

capsula subovata

st. saepe 5-angulis

Even in the bud the ovary is very
large and style short



M/3 M/3 M/3 M/3



0 1 2 3 4 5 6 7 8 9 10

cm

copyright reserved




MISSOURI
BOTANICAL
GARDEN

4475



MISSOURI BOTANICAL GARDEN
GEORGE ENGELMANN PAPERS

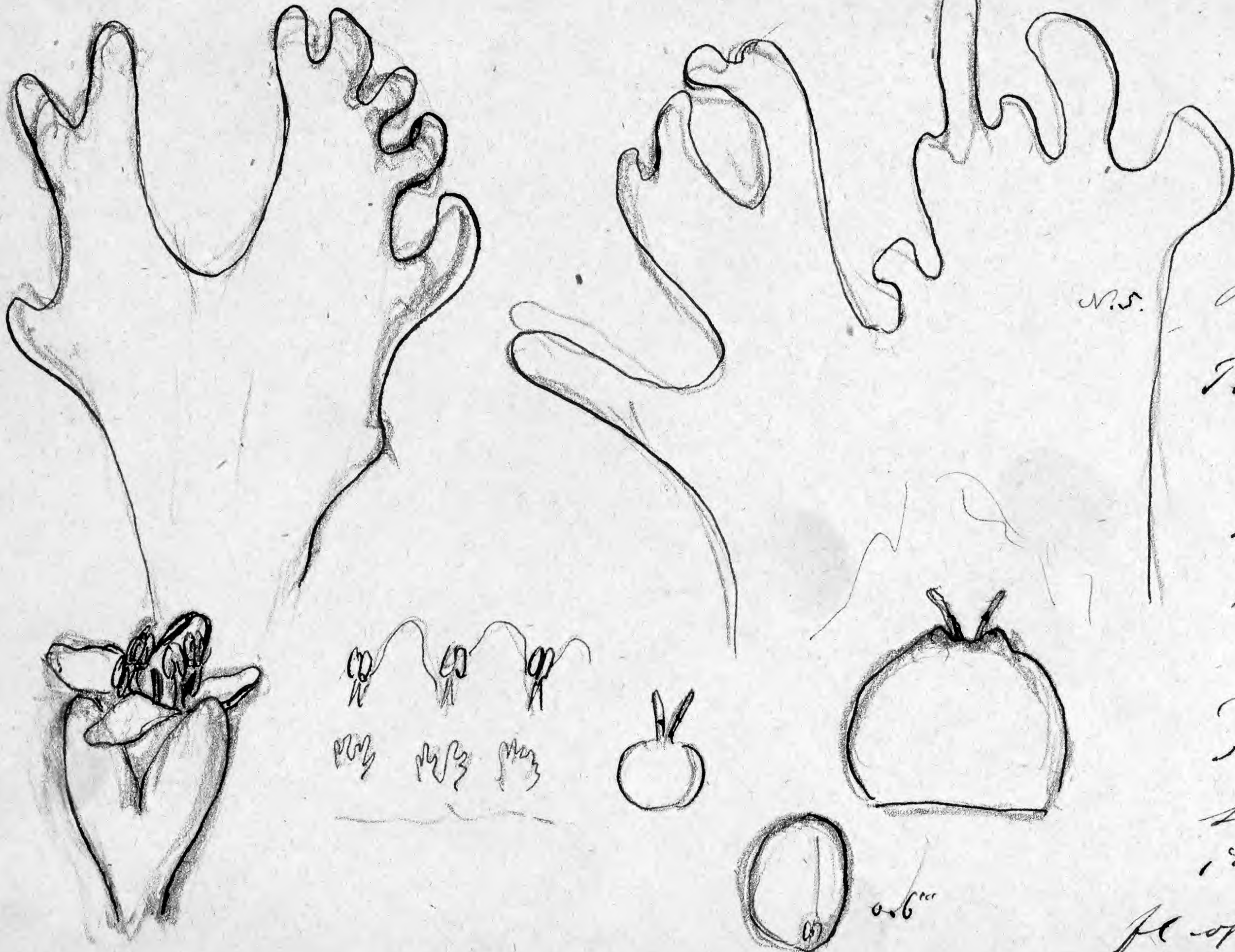
[Faint, illegible handwritten notes in pencil]



copyright reserved



MISSOURI
BOTANICAL
GARDEN




N.S.

Eur. European
 Reichb. fil. leg.
~~Savoy~~ from
 Piedmont, on
 'urtica'

Scales for one
 flower, more or less
 bifid

(also larger than
 small tube of flower.
 sut. angled on
 inside


fl. off. 5-angled



MISSOURI
 BOTANICAL
 GARDEN

copyright reserved

4476



MISSOURI BOTANICAL GARDEN
GEORGE ENGELMANN PAPERS



0 1 2 3 4 5 6 7 8 9 10

cm

copyright reserved



MISSOURI
BOTANICAL
GARDEN


394 Hunt de Paull, Abruzzi, Naples, 1856. Hb. Griseb.
 is a small flowered form with very thin depressed
 Capsule, but very distinct scales —
 seeds small — rough 0.45 f. m. y.

C. tetrasperma Jacq! (fide Adrien) is the same thing.
 seeds not ripe — scales distinct

C. longica Adrien Carlsruh July 1846 has the same
 scales but stouter capsule; pointed, with larger
 and rougher seeds — flowers with long pedicels

C. longica. Vire, Normandy, long pedicels, stout brown,
 pointed capsules, rather stout well marked scales,
 (not bifid) — large rough seeds 0.6

C. longica. ^{A. Br.} scales extremely small, often wanting



0

1

2

3

4

5

6

7

8

9

10

cm

copyright reserved




MISSOURI
 BOTANICAL
 GARDEN

as it appears, — or only a tooth or two. — flowers always
4 parted — caps apparently obtuse

MISSOURI BOTANICAL GARDEN
GEORGE ENGELMANN PAPERS

4477



Cuscuta on *Urtica* & *Croton* squarrosus; *truncatus*; capsule Depressed
 Carter Wallis, *Lehmanni* — Col de Palmar is the
 same

~~Cuscuta on *Urtica setosa* — fields, Katze bushel
 Aug. 1844 — is the same; capsule
 a little more firm, slightly convex — scales attached
 to the middle of the tube thin, membranous, often
 (in the half ripe fruit) invisible~~

Maphital — *Urtica* sq. *truncatus* *detrita*, *umbellatus affinis*
cap. fere.

Kotschy, 692. — *Dipsacum*, *Persia borealis* ad *radices*
Mont. Demawend (1842); seems to have
 smaller flowers, larger more fimbriate scales
 and longer styles — I find no other difference

0
cm

1

2

3

4

5

6

7

8

9

10

copyright reserved

MISSOURI
BOTANICAL
GARDEN

4478

MISSOURI BOTANICAL GARDEN
GEORGE ENGELMANN PAPERS



0 1 2 3 4 5 6 7 8 9 10

cm


copyright reserved



MISSOURI
BOTANICAL
GARDEN

= 203

var. *concolorata*



young fruit

Cucurbit

on *Asteris vulgaris*

Hayden A. Brown

sq. vix illis basi adnatis
caps. comit., stylis in capsul
exsertis



Vogesen

LeNormand

caps. comit. sq. parviter
unde tubo adnatis



0 1 2 3 4 5 6 7 8 9 10

cm

copyright reserved



MISSOURI
BOTANICAL
GARDEN

4479



MISSOURI BOTANICAL GARDEN
GEORGE ENGELMANN PAPERS




0 1 2 3 4 5 6 7 8 9 10

cm

copyright reserved




MISSOURI
BOTANICAL
GARDEN



Cucurbita Europaea
(monocarpa)
 on water in Polygonum
 Castanea 1845
 Adrien



Scales irregular, beaked,
 truncate, only a single tooth
 (or sometimes wanting?)



4480

Faint handwritten notes, possibly describing botanical specimens.



MISSOURI BOTANICAL GARDEN
GEORGE ENGELMANN PAPERS

Faint handwritten notes, possibly describing botanical specimens.

Faint handwritten notes.



0 1 2 3 4 5 6 7 8 9 10

cm

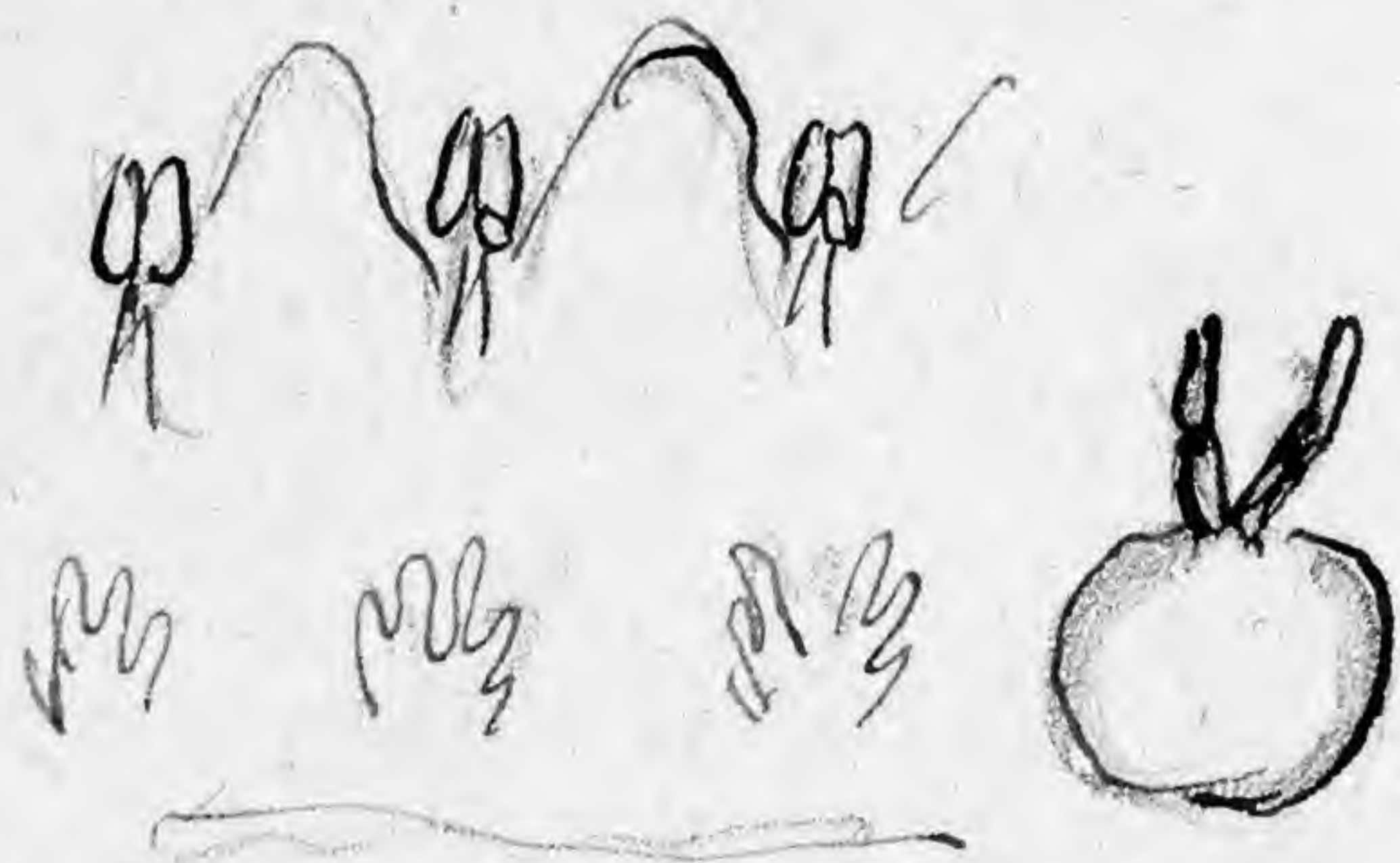
copyright reserved



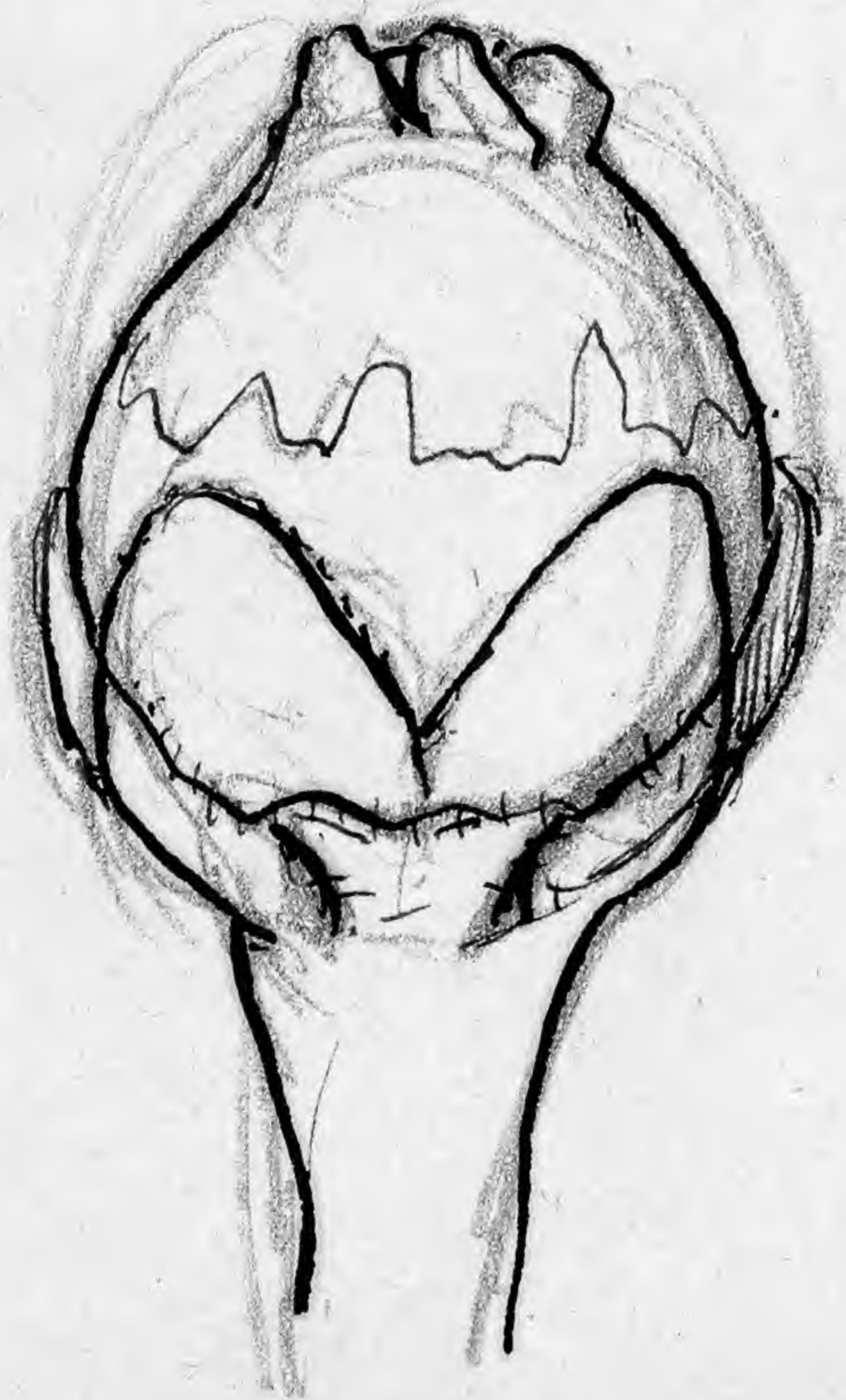
MISSOURI
BOTANICAL
GARDEN

204
204

= 205



0.7
- 0.8



Cucurbit

var. quadriflor

on Vidua

St. Domingo, Poiteau

- Herb. Marticense

This is C. Europaea:

glomerulis pedicello longiore
umbelliformibus; squamis
ut in Europaea; capsula
vix ovata, basi carnosam
demum contracta in calyce fere
stipitata; ~~lobis~~ per immaturam
persistens — cum majoribus



0 1 2 3 4 5 6 7 8 9 10

cm

copyright reserved



MISSOURI
BOTANICAL
GARDEN

4481

MISSOURI BOTANICAL GARDEN
GEORGE ENGELMANN PAPERS



0 1 2 3 4 5 6 7 8 9 10
cm copyright reserved



MISSOURI
BOTANICAL
GARDEN

Caps. firmior, fusca perfoliata
solum dehiscent

Cucurbita Urticae

in Urtica setosa

in field Kagen buckel A Braun.

Aug 1844

capsule more firm, base contracted in to a stipe
and not dehiscent on ~~transverse~~! scarcely
scales attached to the middle, small few teeth
off invisible (in the half ripe fruit) —
almost sessile

Freyling — Urtica lupina has longer pedicels, else the
same!

Magdeburg, in Urtica Aschmannii has a very thin
capsule and is regularly dehiscent

Hildesheim, Scheele, on Urtica & Tabac is the
same, not easily dehiscent



4482

MISSOURI BOTANICAL GARDEN
GEORGE ENGELMANN PAPERS



0 1 2 3 4 5 6 7 8 9 10

cm

copyright reserved



MISSOURI
BOTANICAL
GARDEN

Cuscuta hyalina Boiss in sched. Regni alpino inferiorum
 du Jaurus, Balansa 15 Sept 1855
 squamis bifidis Hb. Con. Hb. Gay



Cuscuta Europea, Altai, Ledebur, Hb. P. squamis subbifidis
 caulibus crassiusculis

Cuscuta halophyta Fries Christiania Norma.
 squamis quadratis, indivisis

Cuscuta Europea Pyrenaei Hispaniae, Vella, Aug 1847
 Bourgeon N^o 606

squamis bifidis s. truncatis, capsula conica
C. Epithymum Apennin Paris Aug 1845 H. P.

squamis truncatis indiviso-crenatis; caps. conica
C. Schkubneri. Bohemia Lortsen Hb. C. - squamae!

C. caulibus rubellis squamis tenuissimis bifidis caps.
 conica - floribus paulo minoribus.

0
cm

1

2

3

4

5

6

7

8

9

10

copyright reserved

MISSOURI
BOTANICAL
GARDEN

4483

MISSOURI BOTANICAL GARDEN
GEORGE ENGELMANN PAPERS



0 1 2 3 4 5 6 7 8 9 10

cm

copyright reserved



MISSOURI
BOTANICAL
GARDEN

Kew Aug 1857



half ripe capsule



M.B. A. 1. 157



451. *Cuscuta capillaris*
 Edgeworth Lin Transact.
 20 p. 86

Himalaya 11,000 feet high.
 M. P. Edgeworth 1844
 in Herb. Kew olim *Benthonia*

This seems to be closely allied to
C. Europaea if not the same. Specimen
 very incomplete, small, marked etc.
 lobes of corolla shorter than tube —
 scales very indistinct indeed — anthers
 broader than long, cordate, apiculate.



0 1 2 3 4 5 6 7 8 9 10

cm

copyright reserved



MISSOURI
 BOTANICAL
 GARDEN

4484

[Faint, illegible handwritten notes in cursive script, likely bleed-through from the reverse side of the page.]



MISSOURI BOTANICAL GARDEN
GEORGE ENGELMANN PAPERS



0 1 2 3 4 5 6 7 8 9 10

cm

copyright reserved



MISSOURI
BOTANICAL
GARDEN

301.6.

Cuscuta europaea. var. *refrens* Fries Summa veget.

Scand. I. p. 191.

in *Orbis Sibirica* - Halland - "sine squamulis"

Specimens examined by me - Fries Herb. normale in
Mus. Paris, and in Hb. Hooker have both some
scales



0

1

2

3

4

5

6

7

8

9

10

cm

copyright reserved



MISSOURI
BOTANICAL
GARDEN

4485

MISSOURI BOTANICAL GARDEN
GEORGE ENGELMANN PAPERS



0 1 2 3 4 5 6 7 8 9 10

cm

copyright reserved



MISSOURI
BOTANICAL
GARDEN

284.6

Paris July 1857

Cuscuta monogyna
var. *normalis*

[i.e. *distyla*]

Naudin leg. Pyrenées

Hb. Delessert

Julii 1843

This is *Cuscuta europaea* capsule
depressed, squamis imbricatis, bifidis,
ligulatis, variis crenatis.



0 1 2 3 4 5 6 7 8 9 10

cm

copyright reserved



MISSOURI
BOTANICAL
GARDEN

4486

MISSOURI BOTANICAL GARDEN
GEORGE ENGELMANN PAPERS



0 1 2 3 4 5 6 7 8 9 10

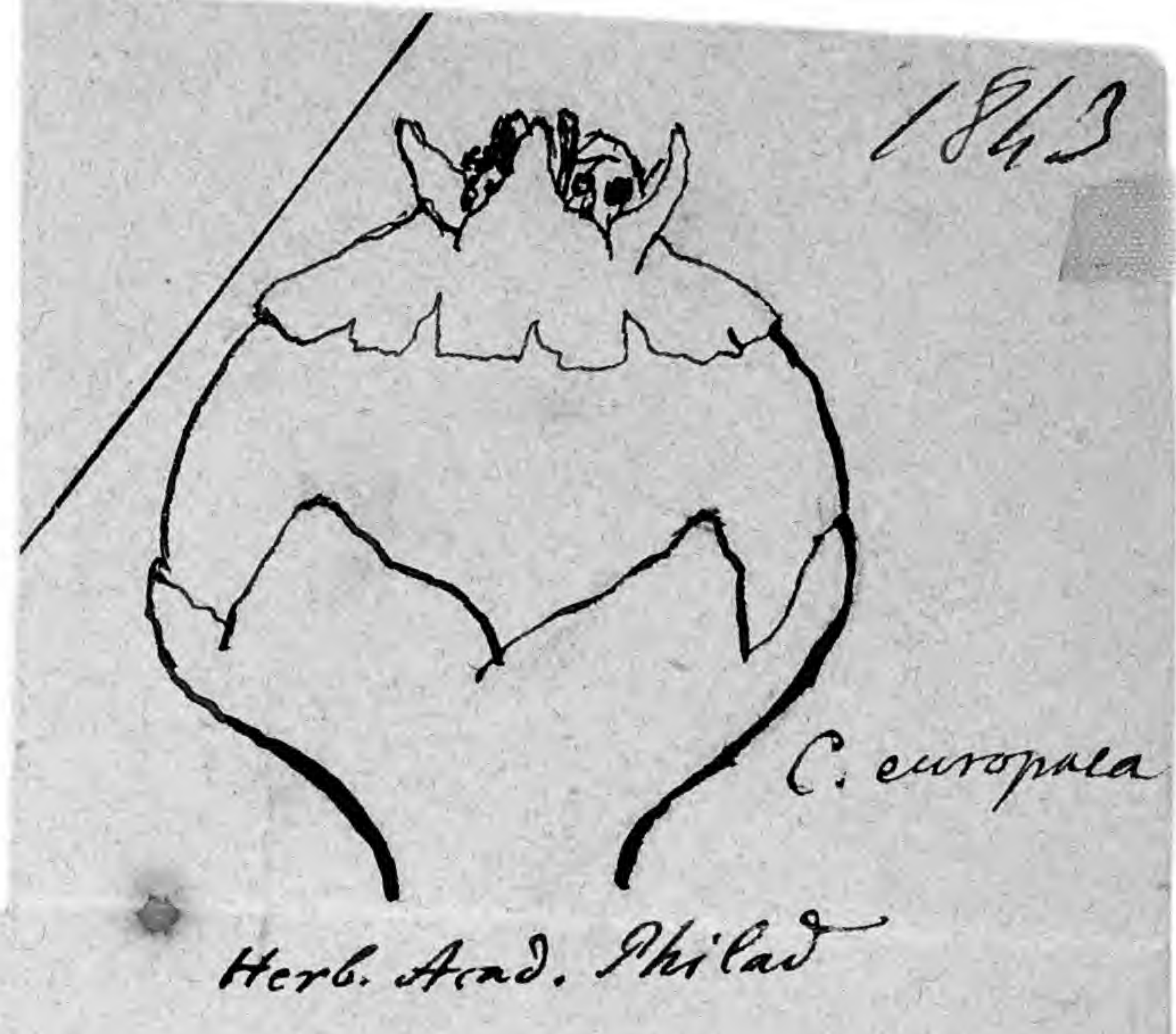
cm

copyright reserved




MISSOURI
BOTANICAL
GARDEN

1843

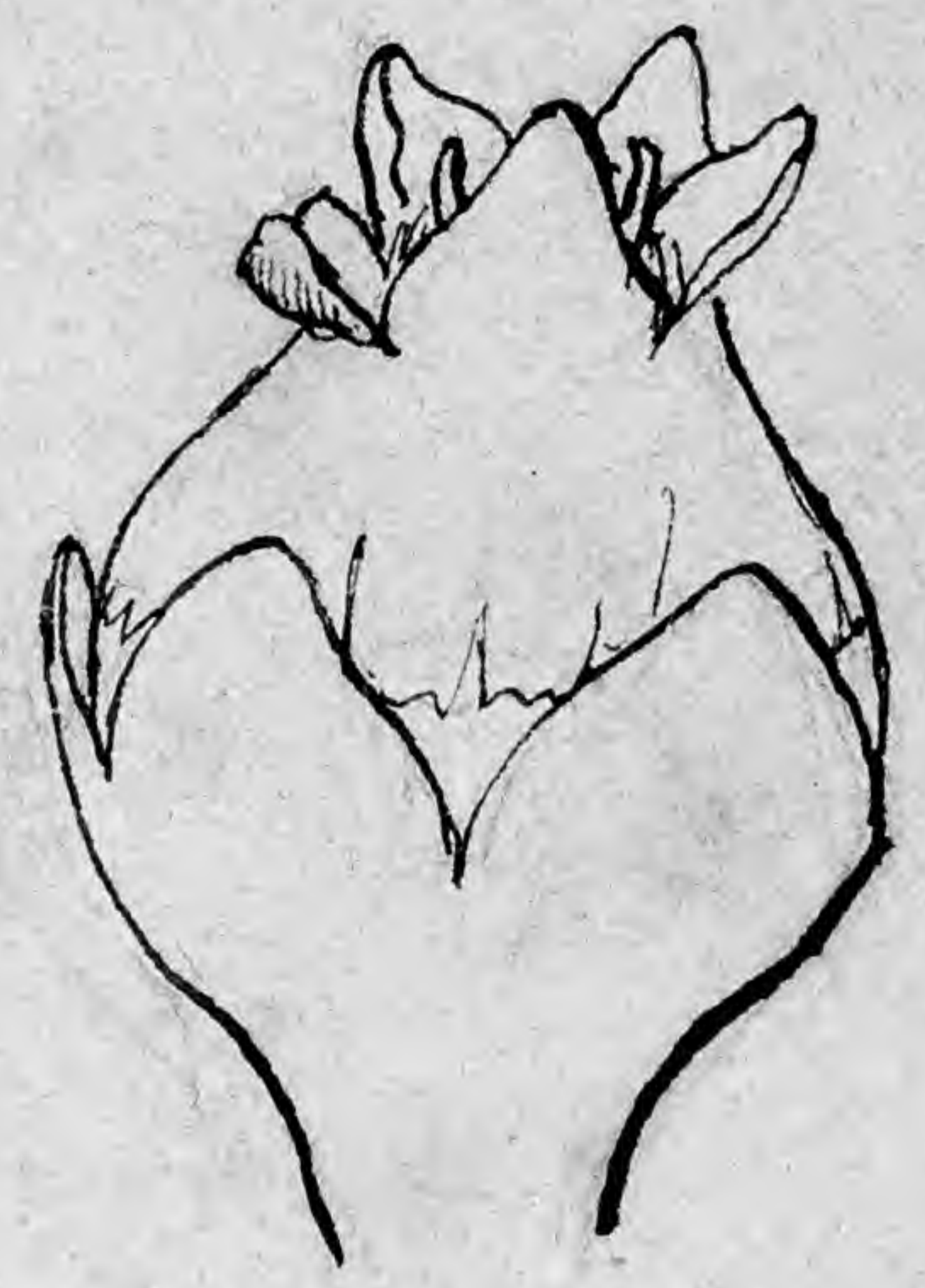


C. europaea

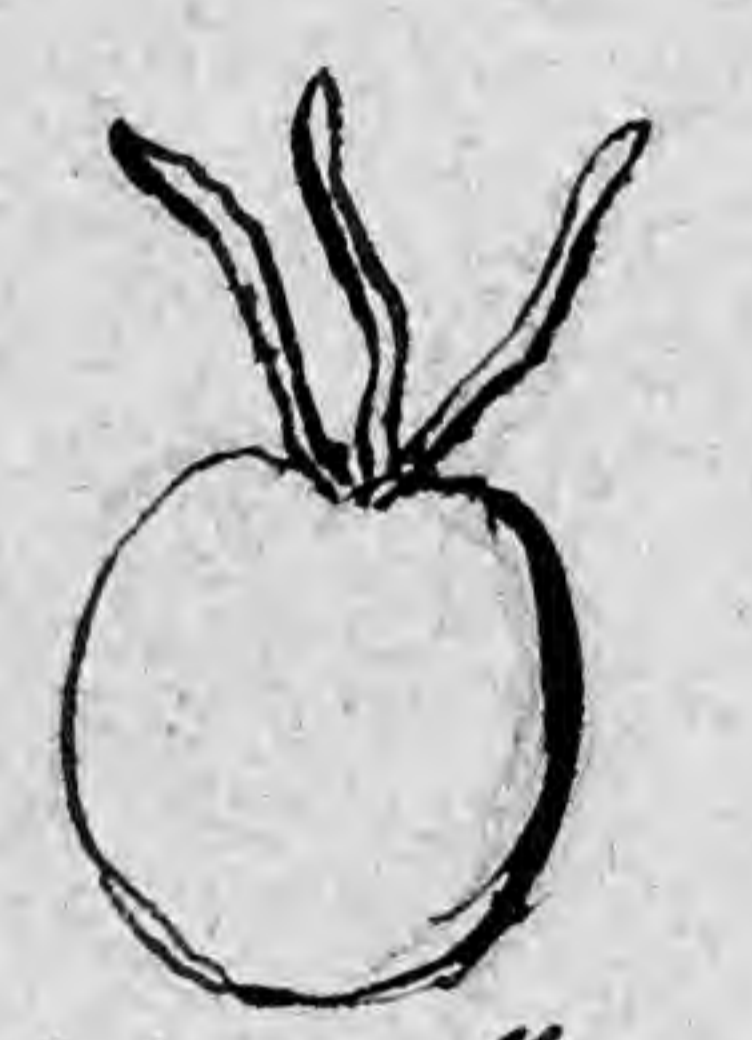
Herb. Acad. Philad



Curatella europaea
Frankf.

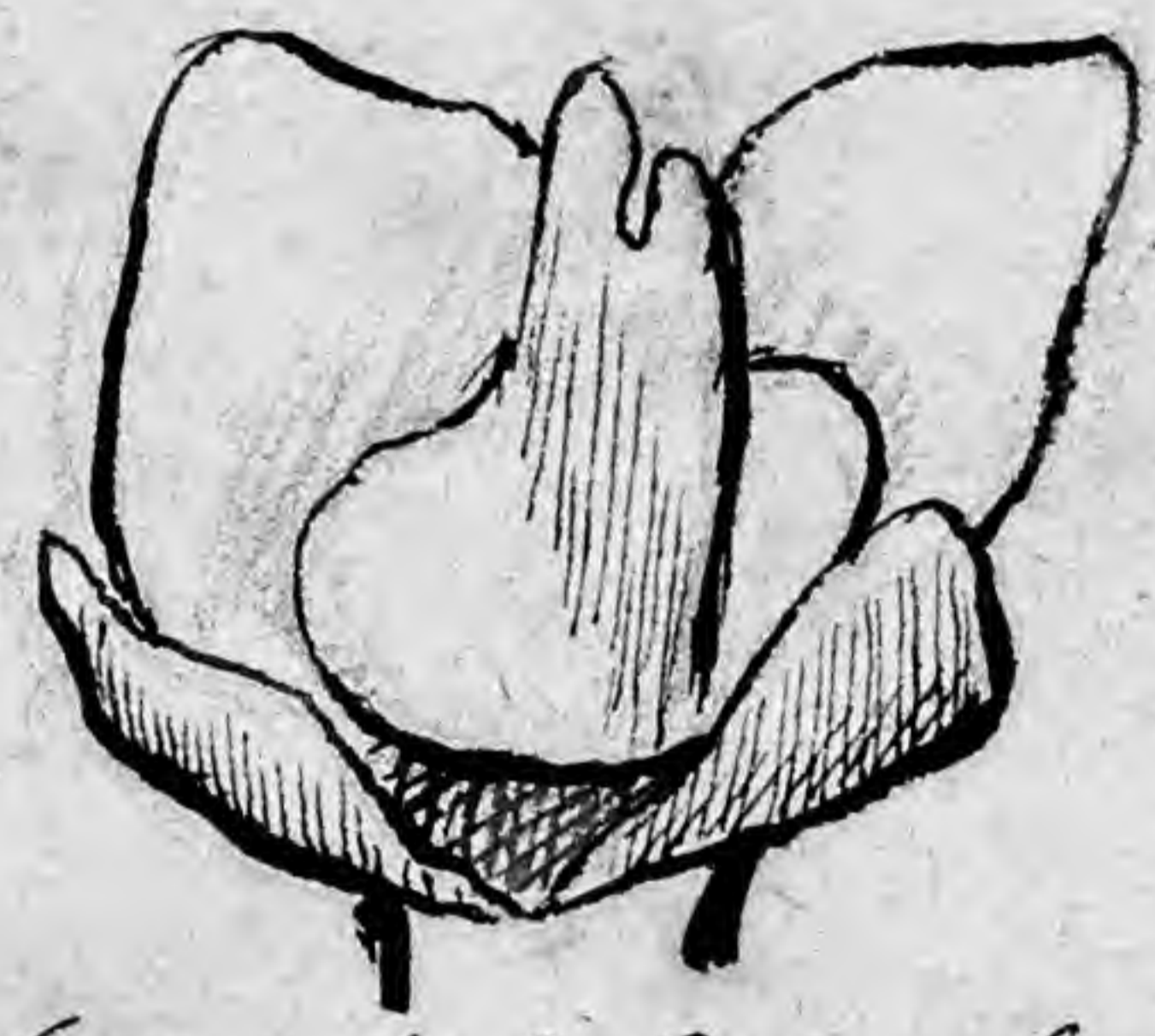


single
fruit




trilocular
ovary

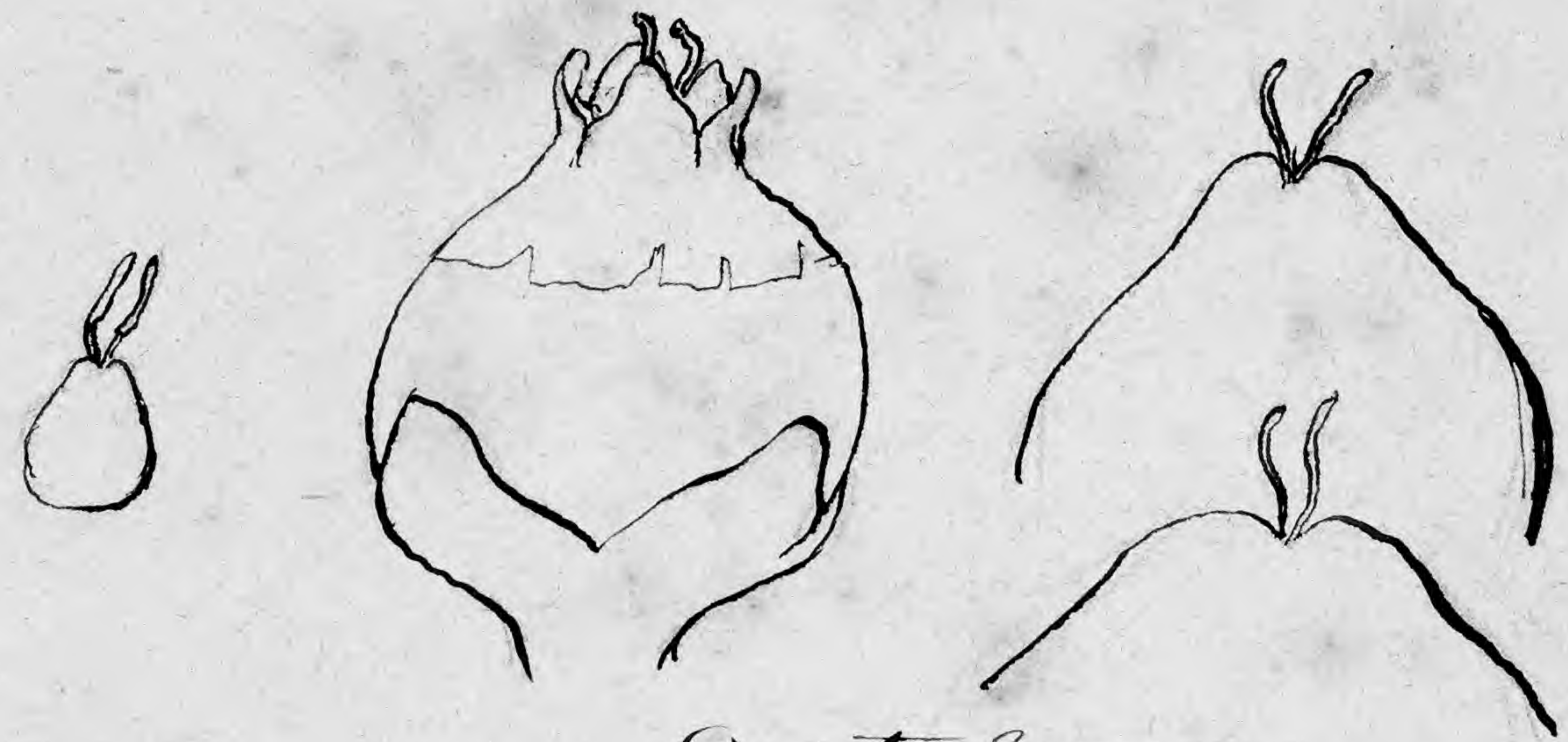
Frankf.



calyx, and base of capsule
with dissepiment



top part of capsule



Curatella europaea
conica
Carlsruhe



0 1 2 3 4 5 6 7 8 9 10
cm copyright reserved



MISSOURI
BOTANICAL
GARDEN

4487

MISSOURI BOTANICAL GARDEN
GEORGE ENGELMANN PAPERS



0

1

2

3

4

5

6

7

8

9

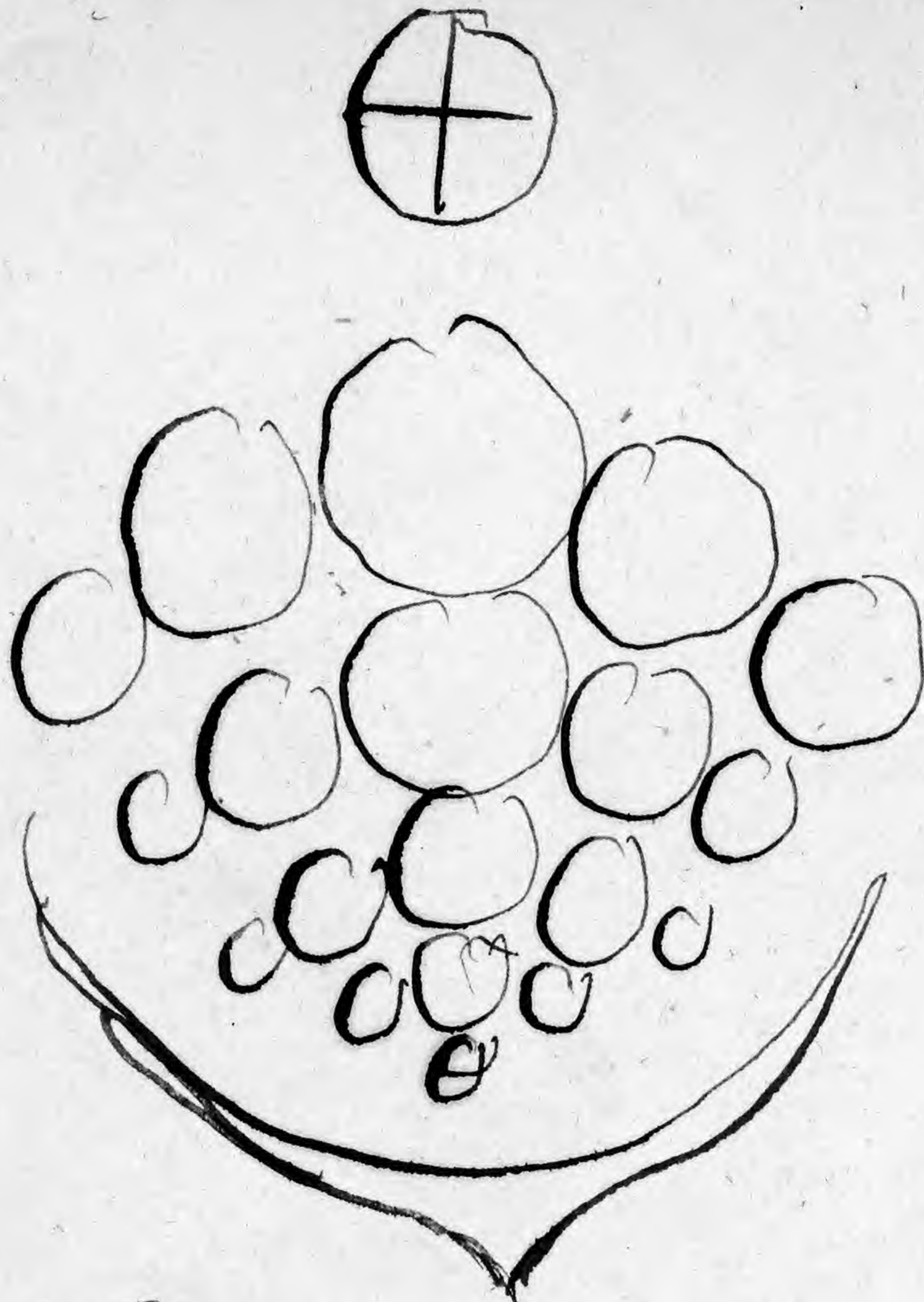
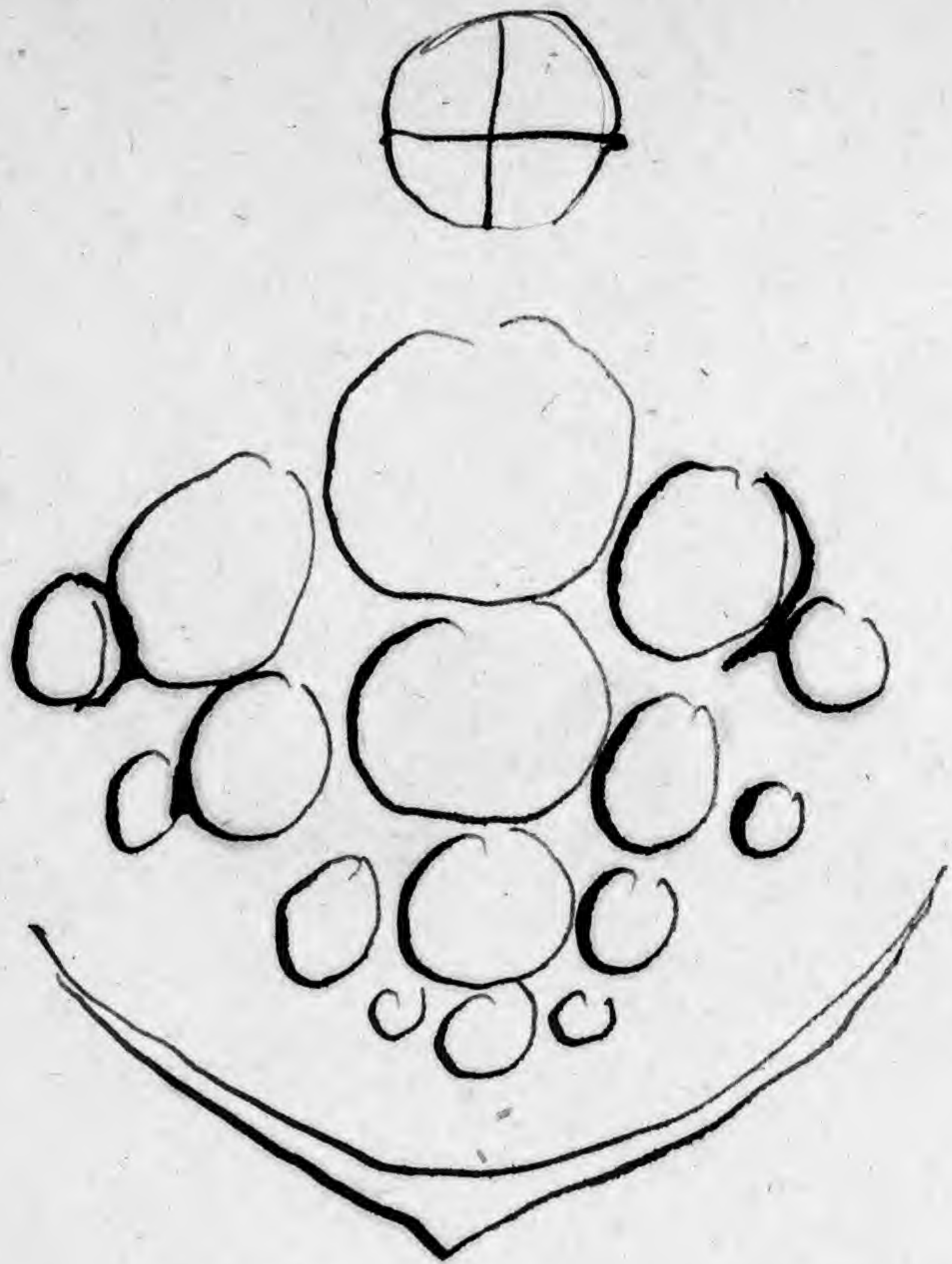
10

cm

copyright reserved



MISSOURI
BOTANICAL
GARDEN



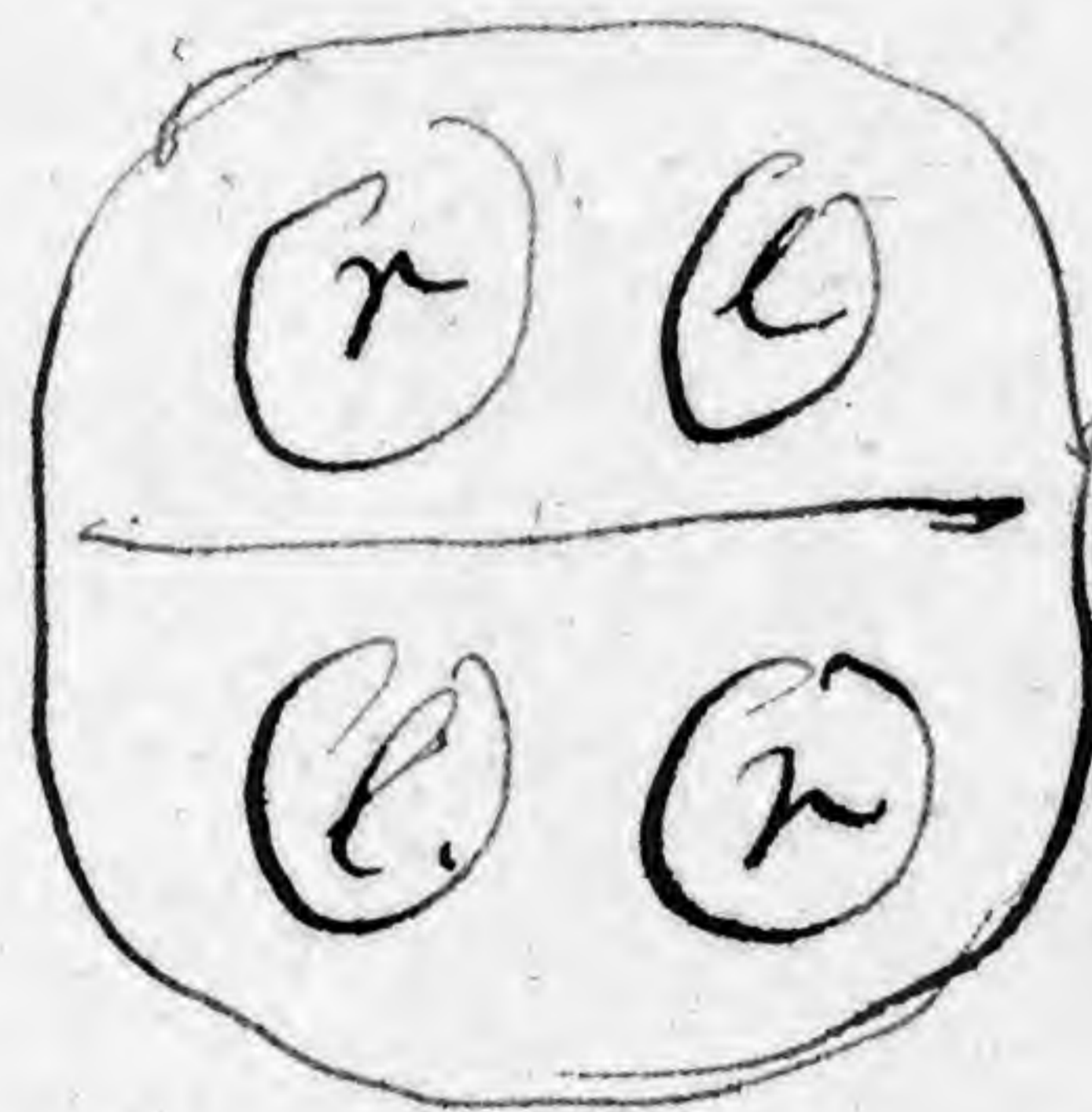
Embryo
 Had right or
 left twisted!



right



left



Embryo

right!
 left!

right on the right side
 left on the left side
 part of seed downward

Inflorescence of *C. europaea*

at Bremen Sept 1832



0 1 2 3 4 5 6 7 8 9 10

cm

copyright reserved



MISSOURI
 BOTANICAL
 GARDEN

4488



MISSOURI BOTANICAL GARDEN
GEORGE ENGELMANN PAPERS



0 1 2 3 4 5 6 7 8 9 10
cm copyright reserved



MISSOURI
BOTANICAL
GARDEN

Cuscuta europaea


with out scales or with only a lateral tooth there and
there, — fruit conical — upper part hollow —

Neufchâtel Sept 1844 (Adrian)

Beiersheim on Urtica, July 1845 — Adrian — Scales

erect, lacinate, often 2 parted; Stamens two lateral
stipules of the staminate leaf!! (Adrian)

In the same flower lacinate or bifid scales



4489

[Faint, mostly illegible handwritten text in cursive script]

MISSOURI BOTANICAL GARDEN
GEORGE ENGELMANN PAPERS



0 1 2 3 4 5 6 7 8 9 10

cm

copyright reserved

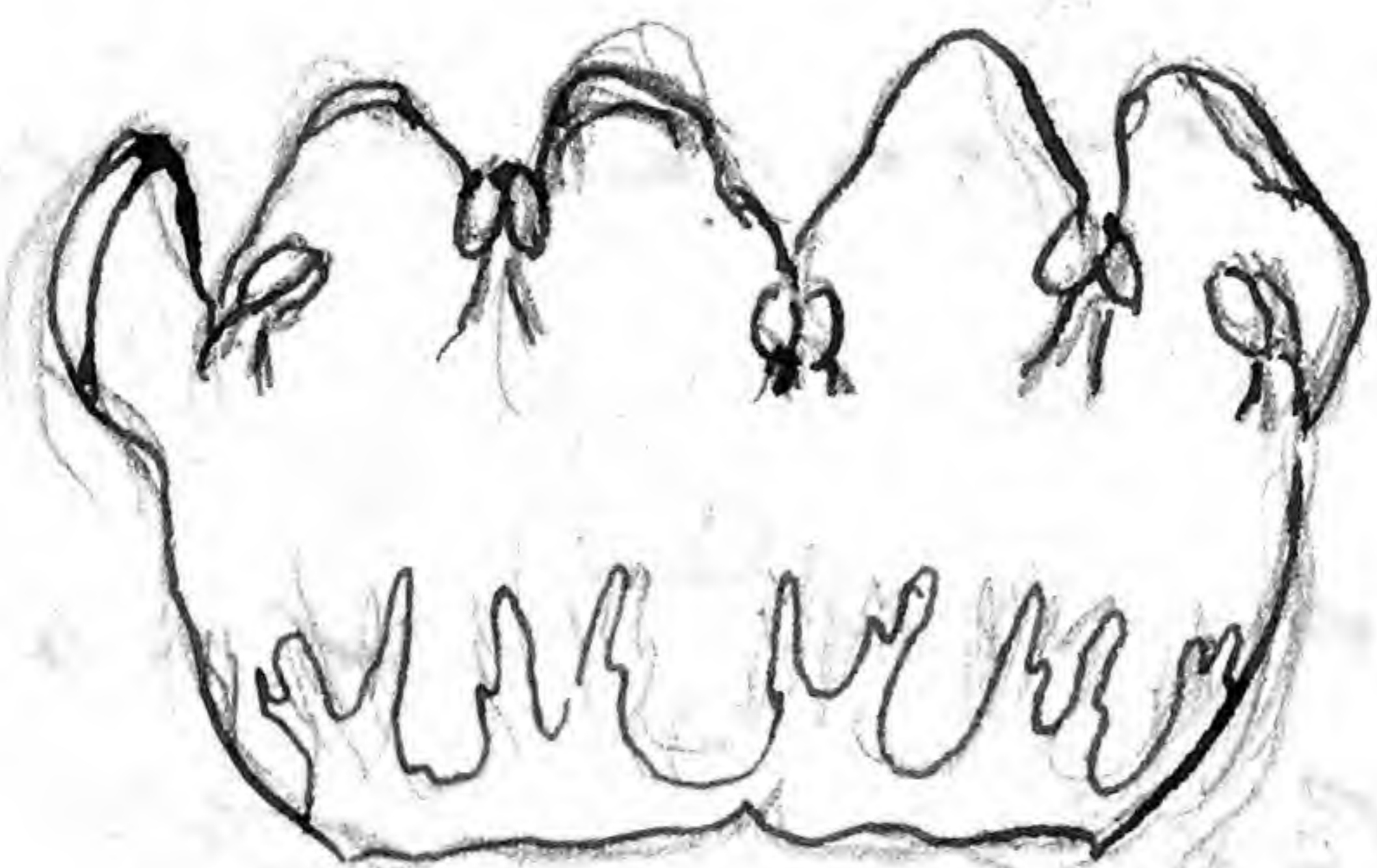
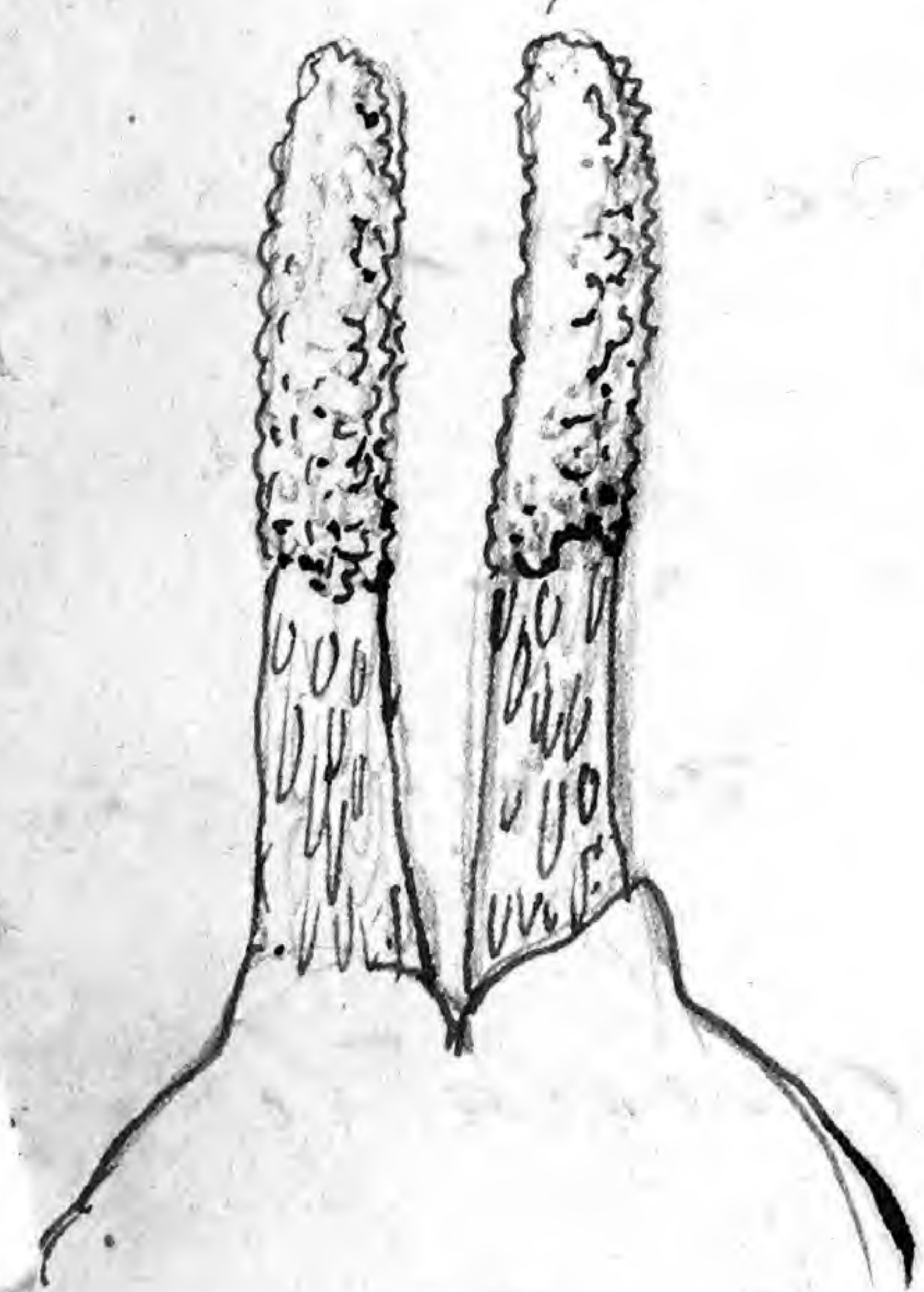
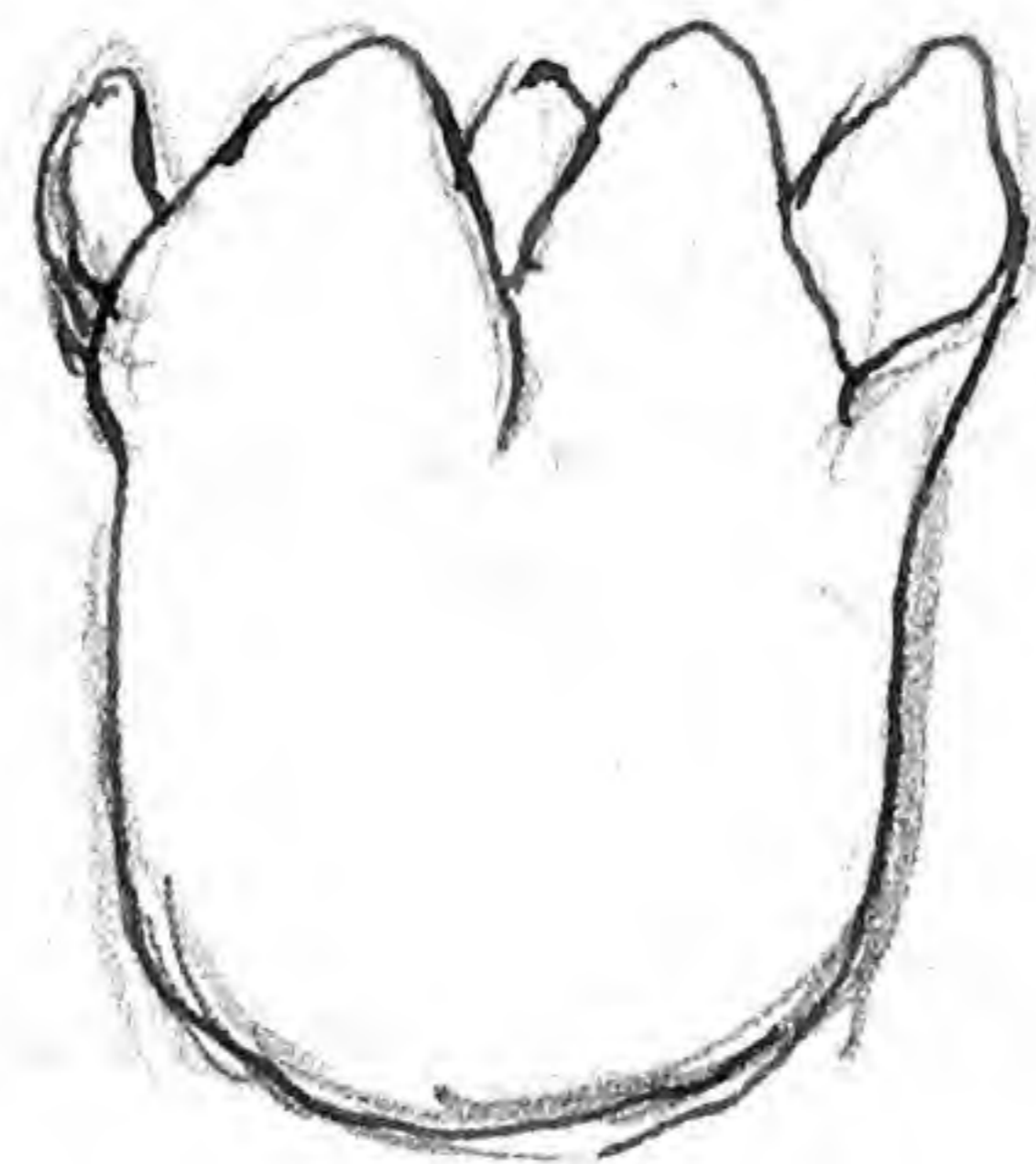


MISSOURI
BOTANICAL
GARDEN

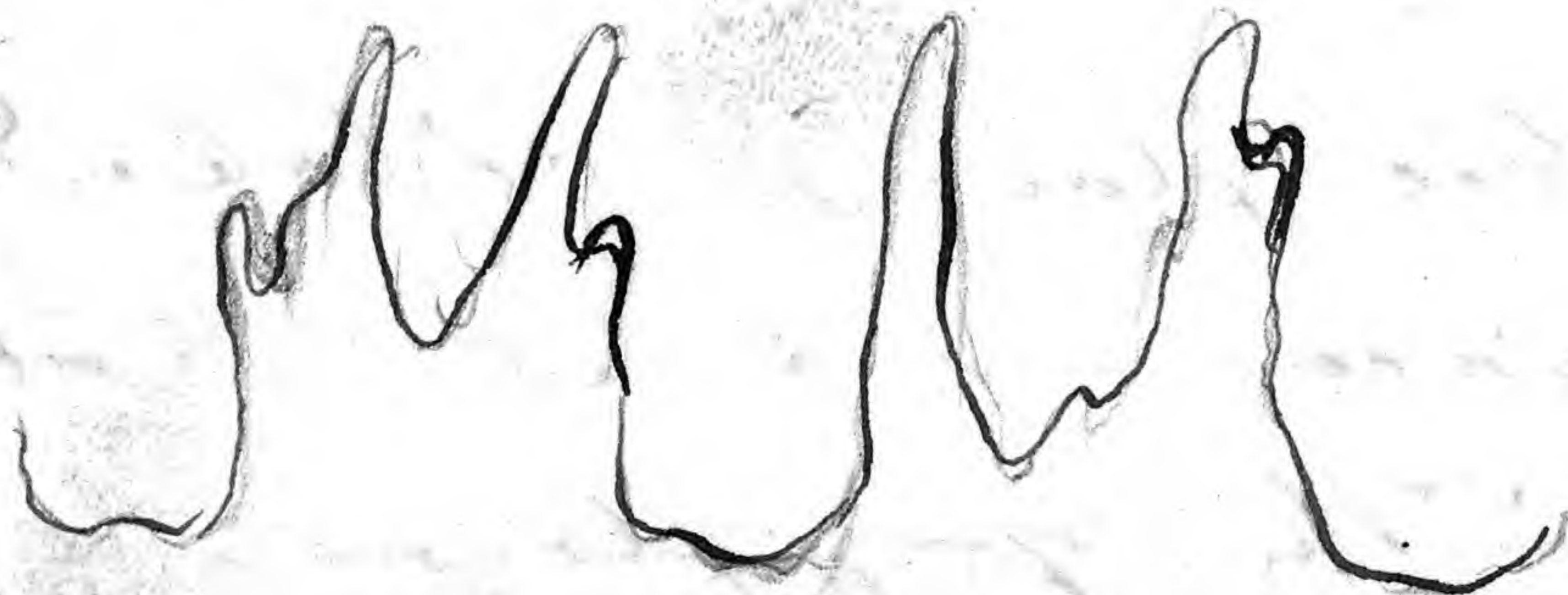
Cuscuta Europaea
on Urtica in the valley of the Arve below

Geneva Oct 15 1857

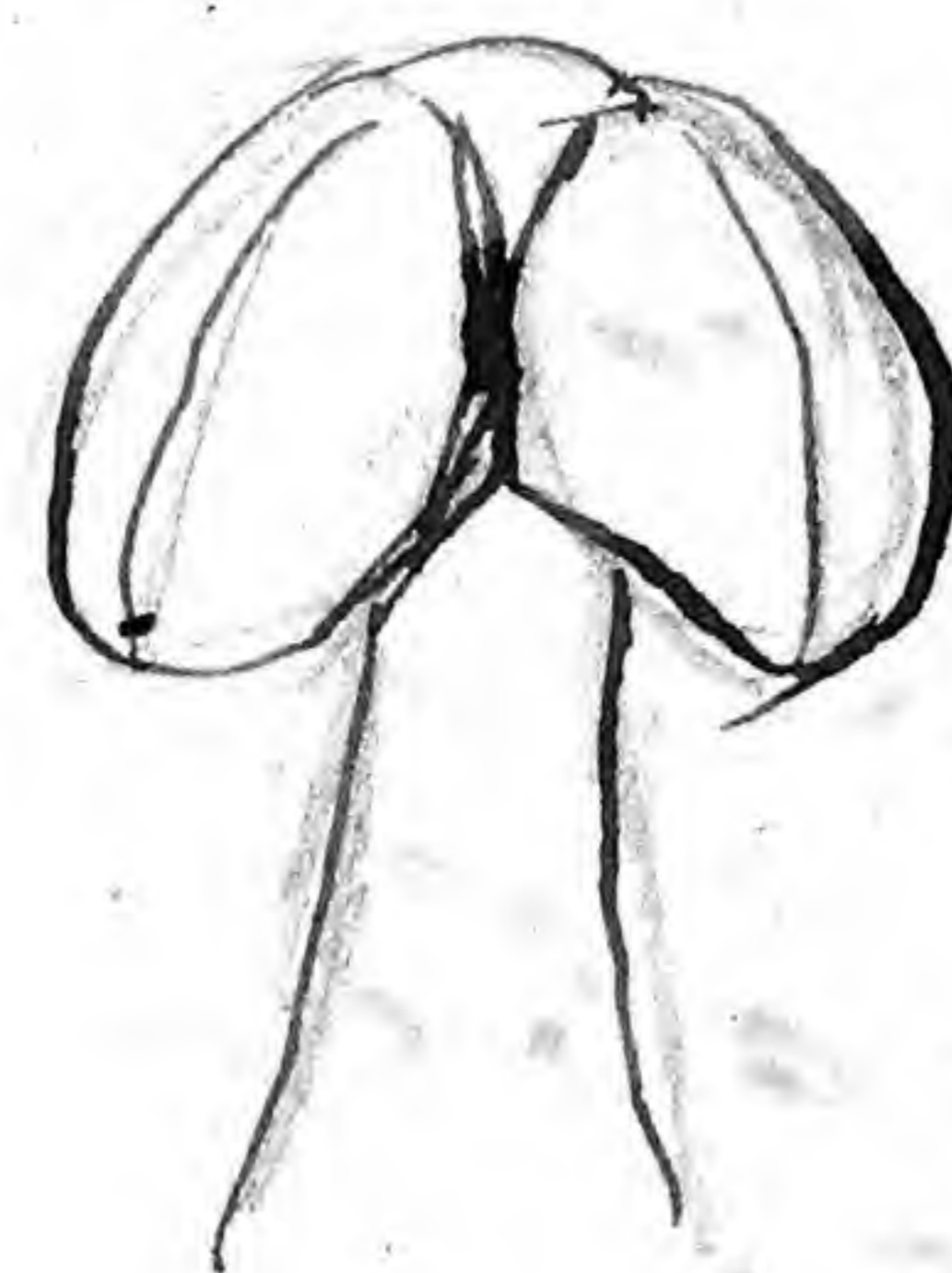
Chamouney



scales of a withered flower



scales of a flower in
full bloom



over



0
cm

1

2

3

4

5

6

7

8

9

10

copyright reserved



MISSOURI
BOTANICAL
GARDEN

MISSOURI BOTANICAL GARDEN
GEORGE ENGELMANN PAPERS

4490


Cuscuta lanqum varietas capsula pyriformi.

I find no difference from their fresh and the dried flowers I have examined.

The lobes of the corolla has short angular numerous cells the tube elongated linear ones.

The filaments are certainly flat and subulate the anthers almost uniform - globose, the commissure broad, obtuse

scales in tall these flowers bilobed and connate at base; lobes linear-subulate entire, or more or less toothed; - in the young flowers erect, in the old withered and stretched corolla divaricate, styles in the former erect, in the capsule divaricate & recurved.



Cuscuta europaea var *indica*
glans densis multifloris
floribus minoribus, ~~longioribus~~
squamis ⁷⁻¹⁰ majoribus
stylis pediculis longioribus
The bot to Thomson



0 1 2 3 4 5 6 7 8 9 10

cm

copyright reserved



MISSOURI
BOTANICAL
GARDEN

4491

[Faint, illegible handwriting]

MISSOURI BOTANICAL GARDEN
GEORGE ENGELMANN PAPERS

[Faint, illegible handwriting]



0 1 2 3 4 5 6 7 8 9 10

cm

copyright reserved



MISSOURI
BOTANICAL
GARDEN

Cuscuta Europaea

ex Hb. Tenore & Gussone
1858

generally only in the Mountain Districts of Southern Italy

" *C. planiflora* " in parte Hb. Tenore
base of Abbruzzi in Sambucus ~~Cuscuta~~

Neapel on *Dasilirum* (Herb Tenore)

Meadows near Neapel on *Heracleum sphon-*
dylium Herb. Gussone

Apulia on *Sambucus Ebulus* (Hb Tenore)

~~Abbruzzi~~ " " " "



0 1 2 3 4 5 6 7 8 9 10

cm

copyright reserved



MISSOURI
BOTANICAL
GARDEN

4492

[Faint, illegible handwritten text]

MISSOURI BOTANICAL GARDEN
GEORGE ENGELMANN PAPERS



0 1 2 3 4 5 6 7 8 9 10

cm

copyright reserved




MISSOURI
BOTANICAL
GARDEN

C. Europea

caule filif.

flor breviter crasseque pedicellatis, glomerulis multifloris
imbricatos congestas; 4-5 partitis
lobis ovatis obtusis (hyalinis) (siccis) corollae tub
globosae breviter campanulatae aequilobae s. superobliquae;
vix ad basin imbricatis
lacinae corollae ovatis obtusis ^{conicis} aequilobis, cretatis
partitis, ~~desse~~ plerumque connatis. basi imbric
stamens breviter; antheris ovatis s. subrotatis ^{apertis} fila
subulatis aeq. simplicibus s. brevibus; — squamis
securis hyalinis mediis tubis adnatis, dentatis
rotatis, ternatis s. bifidis dentatis, s. saepe
subnullis ~~caerentibus~~ dentatis, singulis foribus
subnullis s. omnino caerentibus; ovario magno, tubo



0
cm

1

2

3

4

5

6

7

8

9

10

copyright reserved



MISSOURI
BOTANICAL
GARDEN

totum replent. stylis ^{divaricatis} contiguis, ovario sub
 brevibus. ~~stylis~~ ~~contiguis~~ ~~ovario~~ ~~sub~~
 parte ~~stylis~~ ~~stigmatosa~~ ~~stylis~~ ~~ipsa~~ ~~capite~~ ~~ovario~~ ~~sub~~
~~capite~~ ~~ovario~~ ~~sub~~ ~~capite~~ ~~ovario~~ ~~sub~~ ~~capite~~ ~~ovario~~ ~~sub~~
 capsula ~~ovario~~ ~~sub~~ ~~capite~~ ~~ovario~~ ~~sub~~ ~~capite~~ ~~ovario~~ ~~sub~~
~~capite~~ ~~ovario~~ ~~sub~~ ~~capite~~ ~~ovario~~ ~~sub~~ ~~capite~~ ~~ovario~~ ~~sub~~
 rugulosis, obtuse angulatis, ~~capite~~ ~~ovario~~ ~~sub~~ ~~capite~~ ~~ovario~~ ~~sub~~
~~capite~~ ~~ovario~~ ~~sub~~ ~~capite~~ ~~ovario~~ ~~sub~~ ~~capite~~ ~~ovario~~ ~~sub~~

fl. 1/4 - 1 1/2 l. by, white; seed 0.5 - 0.7 l. - l. by

var. *Urtica* *capitata* *Michx.* *1818*
 from perfect matured plant
 Michx. *1818*
 Michx. *1818*
 Michx. *1818*

MISSOURI BOTANICAL GARDEN
 GEORGE ENGELMANN PAPERS

4493

1818



0 1 2 3 4 5 6 7 8 9 10 cm copyright reserved



MISSOURI BOTANICAL GARDEN

b.



Cuscuta europaea?
Herb. Acad. Philad.
on *Ablyon*?



0 1 2 3 4 5 6 7 8 9 10

cm


copyright reserved



MISSOURI
BOTANICAL
GARDEN

4494

MISSOURI BOTANICAL GARDEN
GEORGE ENGELMANN PAPERS



0

1

2

3

4

5

6

7

8

9

10

cm


copyright reserved



MISSOURI
BOTANICAL
GARDEN

Cuscuta globulosa Pursh & Reul (Dig. or. th. 3. p. 126)

capitulis; capit. minutis globos pauciflor. basi bractea
ovata acuta fultis; flor. steril. ad basi - capituli nonnullis
squamiformibus; fl. fertilibus minutis sessil. calycis
brevissimi obconico - exsepuliformi corolla dimidia
breviori ultra tert. part. 4-fida, lob. triangul. acut.
patent. corollae vix ad tert. part. lob. 3 angul.
3 angul. acutius lobos erectos fissos fructiferos
6 lobos supra apicem capsulae subconniventes
ovata globosa squamis nullis? filamentis sine
loborum ortis antheris ^{breviter} ovata aequilongis. stigmat.
capsula 4-ple breviter; sem. minut. reticulato areolatis
— Corolla globosa — capsula nec areolata.



0

1

2

3

4

5

6

7

8

9

10

cm

copyright reserved



MISSOURI
BOTANICAL
GARDEN

4495

MISSOURI BOTANICAL GARDEN
GEORGE ENGELMANN PAPERS



0

1

2

3

4

5

6

7

8

9

10

cm

copyright reserved



MISSOURI
BOTANICAL
GARDEN

European flammula

Cucurbit

on Ahagi Camulor

flor. ~~recepta~~

fl. pedicellatis parvis,
Cul lobis 4-5 acutis

Cul lobis obtusis

infr. reflexis petalis

stylis brevissimis



0 1 2 3 4 5 6 7 8 9 10

cm

copyright reserved



MISSOURI
BOTANICAL
GARDEN

4496

Faint handwritten text, possibly bleed-through from the reverse side of the page.

MISSOURI BOTANICAL GARDEN
GEORGE ENGELMANN PAPERS

ALEX. LEITCH,
APOTHECARY & PHARMACEUTIST,

Marble Building, Cor. Fourth & Olive Sts., St. Louis, Mo.



0 1 2 3 4 5 6 7 8 9 10

cm

copyright reserved



MISSOURI
BOTANICAL
GARDEN