Missouri Botanical Garden
Peter H. Raven Library

George Engelmann Botanical Notebooks



Pagination Note:
Since many of the items lack a specific page number, the page number displayed online refers to the sequentially created number each item was given upon cataloging the materials.

Cereus (Echinopsis) tubiflorus 1651

In my garden Aug 20 1872 & 1873

Plant globose 2½ inches diam 12 sharp ribs 7–9 dark spines 5–10 l. long, central & lateral longest; 9 seems to be the regular number – areolae distant about 7–8 lines

Flower lateral 8 inches long, 4 inches diam, ovary 2½ l. wide 7 l diam elongated oval, tube elongated below 3 l. wide very gradually widening above the middle to 10 lines at faux.

Inner sepals recurved 10–22 l. long 1–4 l. wide, 25–30

Petals 13–15 in scarcely more than 1 series 25 l. long 7 l wide spatulate cuspidate

Stamens of corona 8 l long 12 filiform spreading stigmata 5–6 l long

13 petals 8 white inner most petaloid petalate sepals, with green midrib

21 outer ~~petals~~ sepals, or faux, slender subulate green recurved, without axillary hair (or only the outer most with one)

54 tubular sepals with long black hair in axils, with black terminal brille; upper ones recurved or twisted. (lowermost with black & white)

Ut 40 sepals on ovary horny brown or green pulvinus, with white axillary hair

MISSOURI BOTANICAL GARDEN
GEORGE ENGELMANN PAPERS

0 1 2 3 4 5 6 7 8 9 10
cm
copyright reserved
MISSOURI BOTANICAL GARDEN

"Echinocactus oxygonus" 14 angled, with sharp ribs and scarcely any spines. Hab. Badia, 28 Jan 1858

(Echinopsis ?)

1652

0 1 2 3 4 5 6 7 8 9 10
cm
copyright reserved
MISSOURI BOTANICAL GARDEN

MISSOURI BOTANICAL GARDEN
GEORGE ENGELMANN PAPERS

0 1 2 3 4 5 6 7 8 9 10
cm
copyright reserved
MISSOURI BOTANICAL GARDEN

Some have scaly ovaries
others — spinulose —
most of them have a distinct corona of outer stamens
but in Lamarcia & Pirorea there is no space
separating the corona ~~and the~~ in other respects
both are very different; Lamarcia has scaly ovary
and oblique flower with dentiling filaments —
Pirorea has regular flower, spinulose ovary & straight filaments

July 1864

Ceraos triangularis equals Lamarcia & Pirorea in the
position of the corona of stamens, which is not separate
from the balance of

Sept 1866

Digitized
542-826

1533

elongatus, stam biformibus, ext. coronam formantibus, etc.
Decaloniteg

Euceraos

0 1 2 3 4 5 6 7 8 9 10
cm
copyright reserved
MISSOURI BOTANICAL GARDEN

MISSOURI BOTANICAL GARDEN
GEORGE ENGELMANN PAPERS

Wood & Co. 1868. 8vo.
Cullerier, Atlas of Venereal Diseases. Translated, with notes and additions by Bumstead. With about 150 colored figures on 26 plates. Parts I—III. Philad.: Henry C. Lea. 1868. Imp. 4to.
Ricord, Chart of Venereal Diseases. New York: Wm. Wood & Co. 1868.
Moos, *Klinik der Ohrenkrankheiten.* *Wien:* *W. Braumüller.* 1866. 8vo.
Holden, Manual of the Dissection of the Human Body. With notes

0 1 2 3 4 5 6 7 8 9 10
cm
copyright reserved
MISSOURI BOTANICAL GARDEN

MORGAN, Electro-Physiology and Therapeutics. New York: Wm. Wood & Co. 1868. 8vo.

CULLERIER, Atlas of Venereal Diseases. Translated, with notes and additions by Bumstead. With about 150 colored figures on 26 plates. Parts I—III. Philad.: Henry C. Lea. 1868. Imp. 4to.

RICORD, Chart of Venereal Diseases. New York: Wm. Wood & Co. 1868.

MOOS, *Klinik der Ohrenkrankheiten. Wien: W. Braumüller.* 1866. 8vo.

HOLDEN, Manual of the Dissection of the Human Body. With notes and additions by Erskine Mason, M.D. New York: R. M. DeWitt. (1868). 8vo.

DESORMEAUX, The Endoscope. Transl. by R. P. Hunt, M.D. (Reprinted from the Chicago Medical Journal). Chicago: 1868. 8vo.

Gen Packen
5242-1

0 1 2 3 4 5 6 7 8 9 10
cm
copyright reserved
MISSOURI BOTANICAL GARDEN

students have looked up with [illegible] and attention, has resigned the chair of anatomy, which is now occupied by Prof. J. T. HODGEN; the chair of physiology thus vacated is filled by the appointment of Dr. E. F. SMITH.

The "Richmond and Louisville Medical Journal."—Dr. E. S. GAILLARD, editor and proprietor of *The Richmond Medical Journal*, Va., having resigned the Professorship of General Pathology, and Pathological Anatomy in the Medical College of Virginia, and, having accepted a similar Professorship in the Kentucky School of Medicine, the Journal mentioned will, hereafter, be published at Louisville, Kentucky, under the above name.

O'Reilly Prize.—Dr. JOHN O'REILLY, of New York, having offered, through the New York Academy of Medicine, a prize of six hundred dollars for an Essay on the Physiology and Pathology of the Sympathetic or Ganglionic Nervous System, the committee of award, appointed by the Council of the Academy, have adopted, with the concurrence of the Council, the following regulations:

1. The competing essays shall be sent in to the chairman of the committee, Prof. J. C. DALTON, M. D., No. 101 East Twenty-third Street, New York, on or before the first day of March, 1869.

MISSOURI BOTANICAL GARDEN
GEORGE ENGELMANN PAPERS

0 1 2 3 4 5 6 7 8 9 10
cm
copyright reserved
MISSOURI BOTANICAL GARDEN



1. 2.

Cer: Peeten Aborigenorum
natürliche Größe
1, 14 Tage alt
2. 5 Monat alt.

1654

es ist doch noch zu klein
gerathen.

"Grosse fleischige Cotyledonen, zu einer Operculum"
H. Poselger, Berlin 1870

0 1 2 3 4 5 6 7 8 9 10
cm
copyright reserved
MISSOURI BOTANICAL GARDEN

MISSOURI BOTANICAL GARDEN
GEORGE ENGELMANN PAPERS

0 1 2 3 4 5 6 7 8 9 10
cm
copyright reserved
MISSOURI BOTANICAL GARDEN

BOTANIC GARDEN, CAMBRIDGE, MASS.

Apr. 25/86

1655

Dear Prof. Williams,

I return the notes of Dr. Engelmann on "Cercus pectin-aborigum", for which I am much obliged. I shall publish the species under his name.

Dr. Vasey tells me that the Washington specimens are dead. I think now that the one here which I supposed to be it is the C. macrogonus

0 1 2 3 4 5 6 7 8 9 10
cm
copyright reserved
MISSOURI BOTANICAL GARDEN

0 1 2 3 4 5 6 7 8 9 10
cm
copyright reserved
MISSOURI BOTANICAL GARDEN

instead. I have written to Berlin to see if they have it still. It appears from Engelmann's notes that they had such things in 1870.

Thanking you for your trouble I am

Yrs. very truly
Asa Gray

0 1 2 3 4 5 6 7 8 9 10
cm
copyright reserved
MISSOURI BOTANICAL GARDEN

MISSOURI BOTANICAL GARDEN
GEORGE ENGELMANN PAPERS

0 1 2 3 4 5 6 7 8 9 10
cm
copyright reserved
MISSOURI BOTANICAL GARDEN

seed 5 1/4 mm long

Cereus Pecten Aboriginorum Engelm. March 11 1870

Hermosilla Sonora, Dr Palmer 1869

x 8.

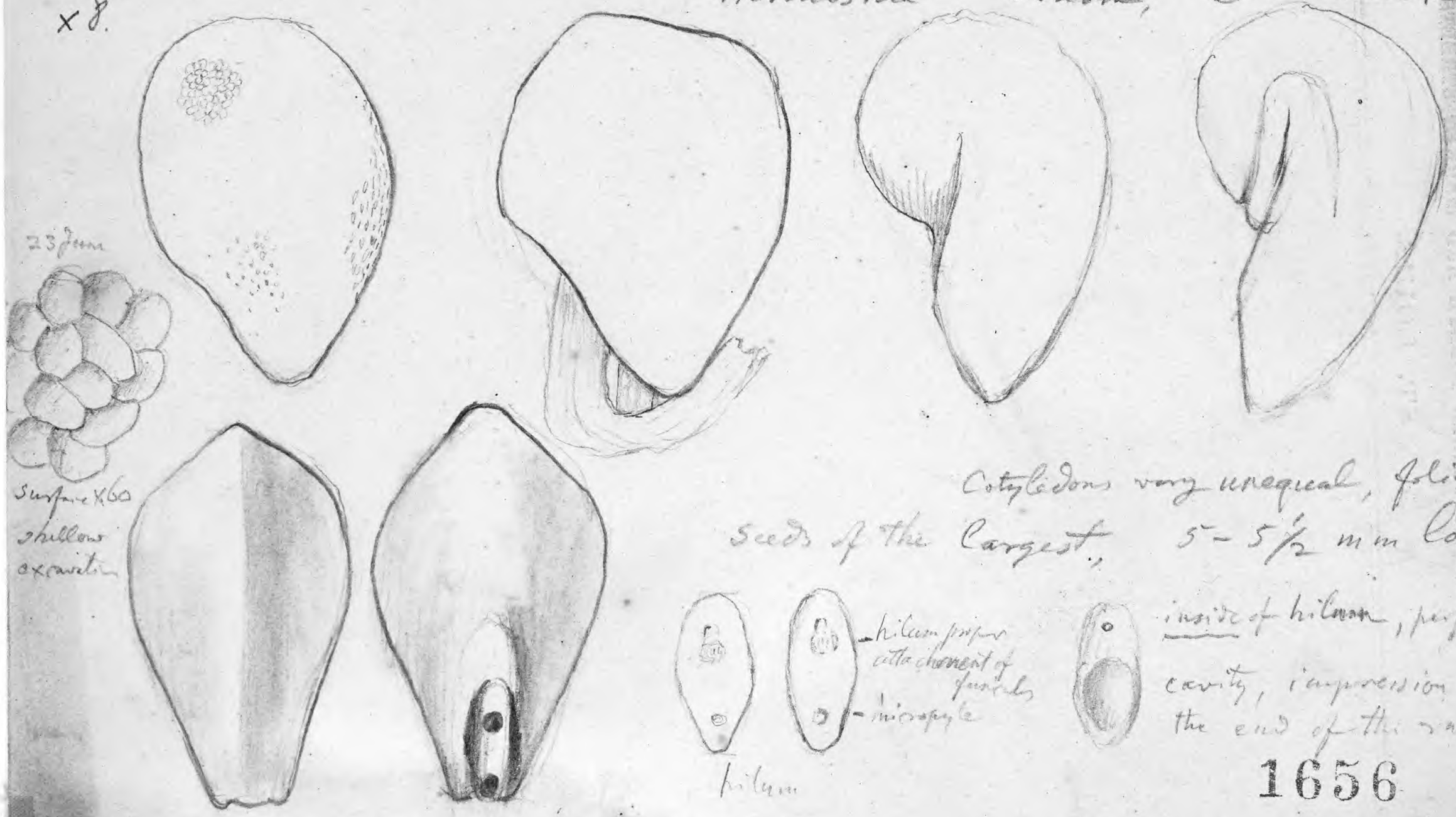

Cotyledons very unequal, foliaceous

Seeds of the largest, 5 – 5 1/2 mm long

inside of hilum, perforated cavity, impression of the end of the radicle

1656

0 1 2 3 4 5 6 7 8 9 10
cm
copyright reserved
MISSOURI BOTANICAL GARDEN

M. W. ALEXANDER,

SOUTH-EAST CORNER FOURTH AND MARKET STREETS,

ST. LOUIS.

MISSOURI BOTANICAL GARDEN
GEORGE ENGELMANN PAPERS

0 1 2 3 4 5 6 7 8 9 10
cm
copyright reserved
MISSOURI BOTANICAL GARDEN

Dr Parry March 1870

Cereus Pecten Aborigirorum Engl. ind.

fruit 2½ inches in diameter, covered with bristles like a chestnut burr, used by the Yaqui Indians for hair brushes

found by Dr E Palmer Dec 1869 in going from Tucson to Guaymas in Sonora. Plant not seen. Grows on Mountains near Hermosillo

a large spiny cactus. birds are apt to pick open the dry fruit for the seeds No pulp.

1657

0 1 2 3 4 5 6 7 8 9 10
cm
copyright reserved
MISSOURI BOTANICAL GARDEN

CHAS. HABICHT & CO.,

Successors to

Enno Sander & Co.,

PHARMACEUTISTS,

Walnut & Fourth Sts.,
SOUTHERN HOTEL,

Walnut & Second Sts.,
BARNUM'S HOTEL,

ST LOUIS, MO.

MISSOURI BOTANICAL GARDEN
GEORGE ENGELMANN PAPERS

41-44
8
5-5/3

MISSOURI BOTANICAL GARDEN
copyright reserved

Cereus pecten aboriginorum

1658

March 24 1870

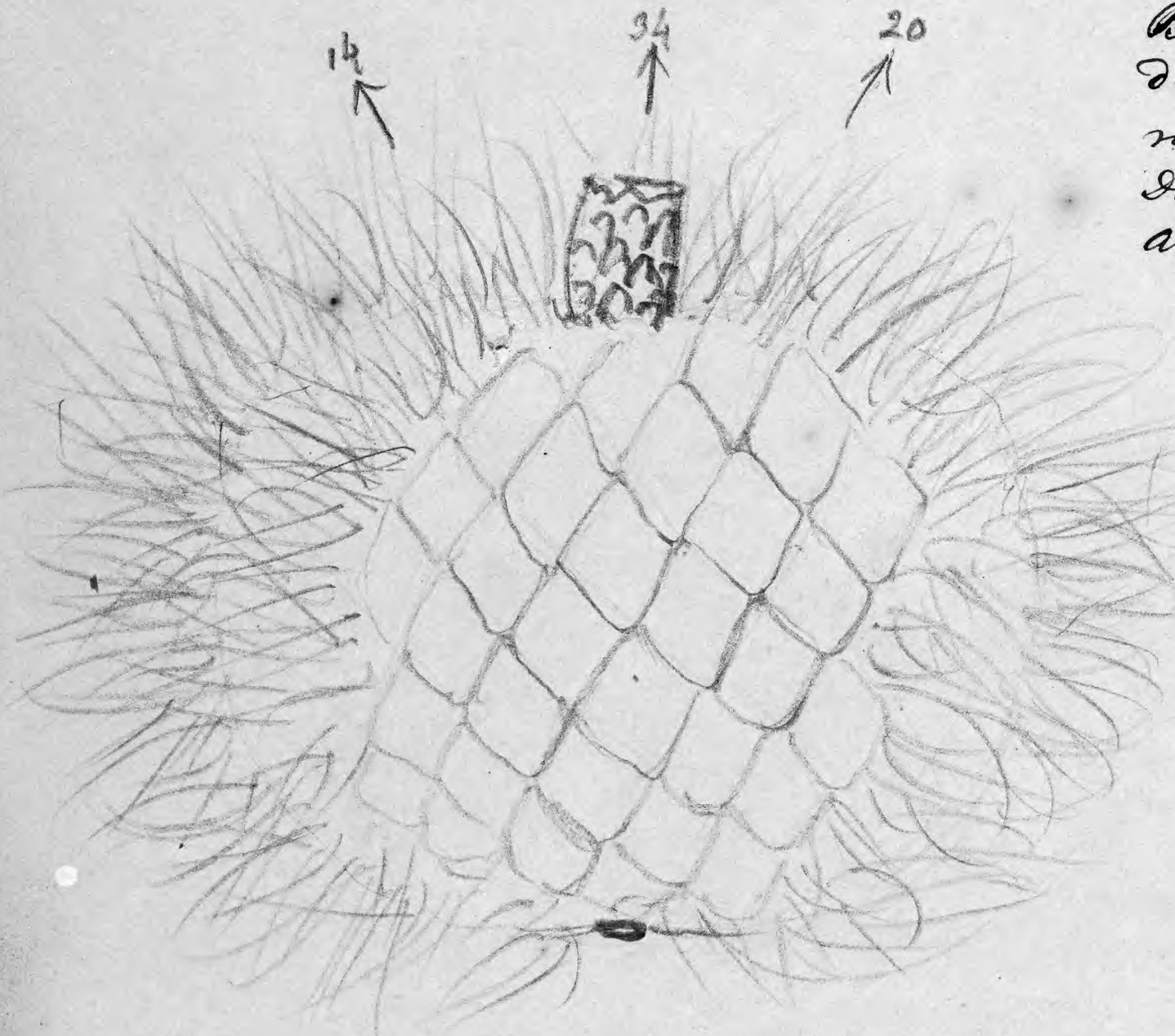

Between 200 & 250 areolae in double 7/17 arrangement 34 vertical rows of 6 or 7 each
Diam of fruit 7 x 5 cent (without spines)
Areolae lozenge shaped 10 x 12 mm.
Densely coated with a fulvous wool 4–5 lines long

sepals of tube of flower: numerosissima cinerei lanceolata, laxe imbricata (12–18 mm longa) in axilla lanam gilvam gerentes

0 1 2 3 4 5 6 7 8 9 10
cm
copyright reserved
MISSOURI BOTANICAL GARDEN

M. W. ALEXANDER,

South-east corner Fourth and Market Streets,

ST. LOUIS.

MISSOURI BOTANICAL GARDEN
GEORGE ENGELMANN PAPERS

0 1 2 3 4 5 6 7 8 9 10
cm
copyright reserved
MISSOURI BOTANICAL GARDEN

I. trust this "hair brush cactus" is rather a frail box. take out what seeds you want for distribution or study.. and keep to be returned when wanted. If you can get figured. and think best do so — some seeds have germinated here — the fibrous packing in the box is Agave fiber from Sonora. for Shaws Museum

1659

will write soon — and send. Arcanthobrum vs

C.C.P.

0 1 2 3 4 5 6 7 8 9 10
cm
copyright reserved
MISSOURI BOTANICAL GARDEN

Washington March 14th Genn 7 16th

Rec 2

MISSOURI BOTANICAL GARDEN
GEORGE ENGELMANN PAPERS

0 1 2 3 4 5 6 7 8 9 10
cm
copyright reserved
MISSOURI BOTANICAL GARDEN

A good joke. That bald spot on the hair brush Cactus was made by the Indians in order to hold on to it for hair brushing purposes!!
It was done before the specimen was
1660
brought to Dr P. much to his chagrin
ARK

0 1 2 3 4 5 6 7 8 9 10
cm
copyright reserved
MISSOURI BOTANICAL GARDEN

Ft Defiance just west of Sierra Madre. See Ives Report "

"Altar" an old mining town in northern Sonora See Map Bdy

MISSOURI BOTANICAL GARDEN
GEORGE ENGELMANN PAPERS

over

0 1 2 3 4 5 6 7 8 9 10
cm
copyright reserved
MISSOURI BOTANICAL GARDEN