

DEER ANTLER STATISTICS

By
Time
Period



1994

MONTANA



Montana Fish,
Wildlife & Parks

Montana State Library




3 0864 1006 8961 4

This report was compiled by the Wildlife Division, Research and
Technical Services Bureau, Harvest Surveys Section

Candy Haskins
Program Specialist

Bill Hoskins
Programmer/Analyst

Terry Lonner
Harvest Surveys Supervisor



PREFACE

1994 DEER ANTLER STATISTICS BY TIME PERIOD

Survey Approach

Resident and nonresident deer license holder samples were randomly selected from a population of all resident and nonresident deer license holders in our license database. Deer hunting and harvest data were acquired via telephone for resident license holders and via a mail survey for nonresidents.

Definitions

FREQ....An abbreviation for frequency indicating the number of occurrences from the sample within the given stratification

TOT%....A symbol for total percentage indicating the portion of all antler types for all time periods within the hunting unit that the given frequency represents

ROW%....A symbol for row percentage indicating the portion of all time periods for a given antler type

COL%....A symbol for column percentage indicating the portion of all antler types for a given time period

UNKWN...A symbol for unknown used to designate unknown time period of kill


ANTLSS..A symbol for antlerless

ANTLRD..A symbol for antlered

Explanations

The deer antler point by time period of kill statistics are from a sample of 54,898 questionnaires representing about 27 percent of all 204,681 deer licnese holders. No expansions or estimates are given. The frequencies and percentages are from the actual sample data collected. Sample number killed in each antler category is given on the right side of each page. To obtain estimates of the actual number killed in a given antler type or time period category, the percentages can be applied to the kill statistics in the hunting and harvest report.

All valid response data were used in the analyses even when some data fields were missing. This is the reason for the various unknown categories given in the report. An unknown time period of kill column is provided on each page. Kills in an unknown or invalid hunting district within a valid region are represented as "RXX" where R is the regional number 1 through 8. An unknown district in an unknown region is represented as "XXX". The unknown district or region activities are still incorporated into the regional or state totals respectively.



WHITE-TAILED DEER

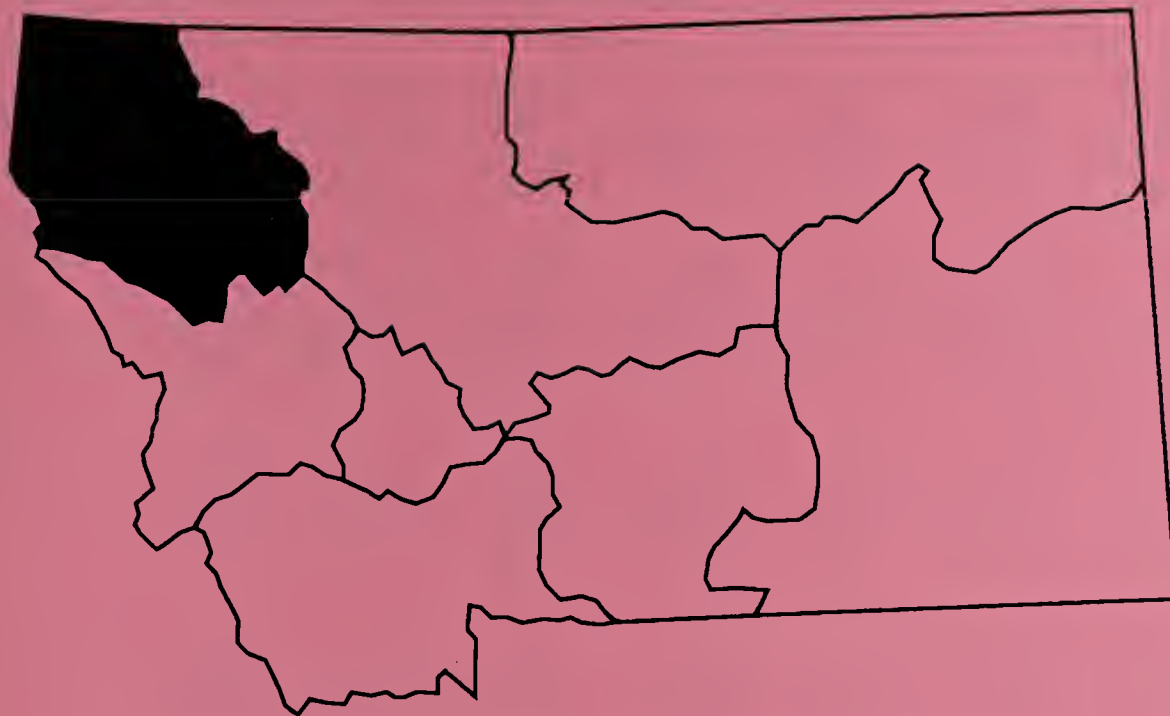


MONTANA DEPARTMENT OF FISH, WILDLIFE & PARKS
1994 WHITETAIL DEER ANTLER STATISTICS BY TIME PERIOD
MAY 15, 1995

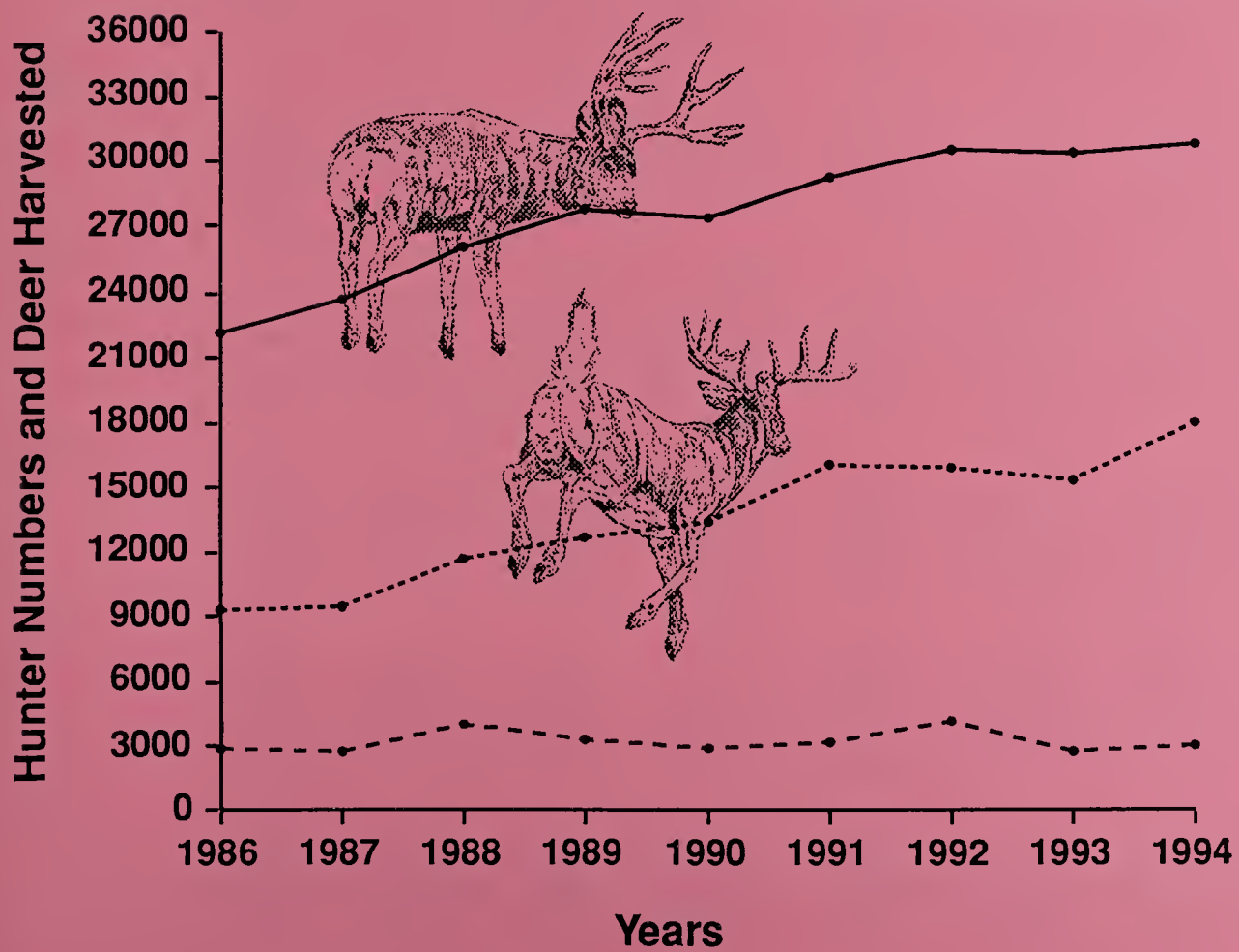


REGION 1

DEER



- Hunters
- - -•- White-tailed Deer Harvested
- - -•- Mule Deer Harvested





1994 WHITETAIL DEER ANTLER STATISTICS BY TIME PERIOD

DISTRICT 100

FREQ	09/01	10/23	10/30	11/06	11/13	11/20	11/28	UNKWN	TOTAL
TOT%	TO	TO	TO	TO	TO	TO	TO		
ROW%	10/22	10/29	11/05	11/12	11/19	11/27	01/15		
COL%									
ANTLSS	8	152	81	48	35	51	1	3	379
	2.11	40.11	21.37	12.66	9.23	13.46	0.26	0.79	100.00
	2.11	40.11	21.37	12.66	9.23	13.46	0.26	0.79	100.00
	100.00	100.00	100.00	100.00	100.00	100.00	100.00	100.00	100.00
1 X 1	0	3	1	4	4	5	0	0	17
	0.00	1.15	0.38	1.53	1.53	1.91	0.00	0.00	6.49
	0.00	17.65	5.88	23.53	23.53	29.41	0.00	0.00	100.00
	0.00	12.00	5.88	7.41	8.00	4.42	0.00	0.00	6.49
2 X 1	0	0	0	0	2	0	0	0	2
	0.00	0.00	0.00	0.00	0.76	0.00	0.00	0.00	0.76
	0.00	0.00	0.00	0.00	100.00	0.00	0.00	0.00	100.00
	0.00	0.00	0.00	0.00	4.00	0.00	0.00	0.00	0.76
2 X 2	0	5	5	9	3	10	0	0	32
	0.00	1.91	1.91	3.44	1.15	3.82	0.00	0.00	12.21
	0.00	15.63	15.63	28.13	9.38	31.25	0.00	0.00	100.00
	0.00	20.00	29.41	16.67	6.00	8.85	0.00	0.00	12.21
3 X 2	0	0	1	2	1	2	0	0	6
	0.00	0.00	0.38	0.76	0.38	0.76	0.00	0.00	2.29
	0.00	0.00	16.67	33.33	16.67	33.33	0.00	0.00	100.00
	0.00	0.00	5.88	3.70	2.00	1.77	0.00	0.00	2.29
3 X 3	0	4	3	11	6	11	0	0	35
	0.00	1.53	1.15	4.20	2.29	4.20	0.00	0.00	13.36
	0.00	11.43	8.57	31.43	17.14	31.43	0.00	0.00	100.00
	0.00	16.00	17.65	20.37	12.00	9.73	0.00	0.00	13.36
4 X 3	0	3	1	2	1	4	0	0	11
	0.00	1.15	0.38	0.76	0.38	1.53	0.00	0.00	4.20
	0.00	27.27	9.09	18.18	9.09	36.36	0.00	0.00	100.00
	0.00	12.00	5.88	3.70	2.00	3.54	0.00	0.00	4.20
4 X 4	0	7	5	13	12	35	1	0	73
	0.00	2.67	1.91	4.96	4.58	13.36	0.38	0.00	27.86
	0.00	9.59	6.85	17.81	16.44	47.95	1.37	0.00	100.00
	0.00	28.00	29.41	24.07	24.00	30.97	100.00	0.00	27.86
5 X 3	0	0	0	0	0	1	0	0	1
	0.00	0.00	0.00	0.00	0.00	0.38	0.00	0.00	0.38
	0.00	0.00	0.00	0.00	0.00	100.00	0.00	0.00	100.00
	0.00	0.00	0.00	0.00	0.00	0.88	0.00	0.00	0.38

1994 WHITETAIL DEER ANTLER STATISTICS BY TIME PERIOD

DISTRICT 100 (CONTINUED)

FREQ	09/01	10/23	10/30	11/06	11/13	11/20	11/28	UNKWN	TOTAL
TOT%	TO	TO	TO	TO	TO	TO	TO		
ROW%	10/22	10/29	11/05	11/12	11/19	11/27	01/15		
COL%									
5 X 4	0	2	1	5	5	5	0	0	18
	0.00	0.76	0.38	1.91	1.91	1.91	0.00	0.00	6.87
	0.00	11.11	5.56	27.78	27.78	27.78	0.00	0.00	100.00
	0.00	8.00	5.88	9.26	10.00	4.42	0.00	0.00	6.87
5 X 5	1	0	0	6	15	30	0	0	52
	0.38	0.00	0.00	2.29	5.73	11.45	0.00	0.00	19.85
	1.92	0.00	0.00	11.54	28.85	57.69	0.00	0.00	100.00
	100.00	0.00	0.00	11.11	30.00	26.55	0.00	0.00	19.85
6 X -	0	0	0	0	0	0	0	1	1
	0.00	0.00	0.00	0.00	0.00	0.00	0.00	0.38	0.38
	0.00	0.00	0.00	0.00	0.00	0.00	0.00	100.00	100.00
	0.00	0.00	0.00	0.00	0.00	0.00	0.00	100.00	0.38
6 X 3	0	0	0	0	0	1	0	0	1
	0.00	0.00	0.00	0.00	0.00	0.38	0.00	0.00	0.38
	0.00	0.00	0.00	0.00	0.00	100.00	0.00	0.00	100.00
	0.00	0.00	0.00	0.00	0.00	0.88	0.00	0.00	0.38
6 X 5	0	0	0	0	0	7	0	0	7
	0.00	0.00	0.00	0.00	0.00	2.67	0.00	0.00	2.67
	0.00	0.00	0.00	0.00	0.00	100.00	0.00	0.00	100.00
	0.00	0.00	0.00	0.00	0.00	6.19	0.00	0.00	2.67
6 X 6	0	0	0	0	0	1	0	0	1
	0.00	0.00	0.00	0.00	0.00	0.38	0.00	0.00	0.38
	0.00	0.00	0.00	0.00	0.00	100.00	0.00	0.00	100.00
	0.00	0.00	0.00	0.00	0.00	0.88	0.00	0.00	0.38
7 X 5	0	0	0	1	0	0	0	0	1
	0.00	0.00	0.00	0.38	0.00	0.00	0.00	0.00	0.38
	0.00	0.00	0.00	100.00	0.00	0.00	0.00	0.00	100.00
	0.00	0.00	0.00	1.85	0.00	0.00	0.00	0.00	0.38
7 X 7	0	1	0	0	0	0	0	0	1
	0.00	0.38	0.00	0.00	0.00	0.00	0.00	0.00	0.38
	0.00	100.00	0.00	0.00	0.00	0.00	0.00	0.00	100.00
	0.00	4.00	0.00	0.00	0.00	0.00	0.00	0.00	0.38
9 X 5	0	0	0	0	1	0	0	0	1
	0.00	0.00	0.00	0.00	0.38	0.00	0.00	0.00	0.38
	0.00	0.00	0.00	0.00	100.00	0.00	0.00	0.00	100.00
	0.00	0.00	0.00	0.00	2.00	0.00	0.00	0.00	0.38

1994 WHITETAIL DEER ANTLER STATISTICS BY TIME PERIOD

DISTRICT 101

FREQ	09/01	10/23	10/30	11/06	11/13	11/20	11/28	UNKWN	TOTAL
TOT%	TO	TO	TO	TO	TO	TO	TO		
ROW%	10/22	10/29	11/05	11/12	11/19	11/27	01/15		
COL%									
ANTLSS	2	37	28	10	5	3	0	0	85
	2.35	43.53	32.94	11.76	5.88	3.53	0.00	0.00	100.00
	2.35	43.53	32.94	11.76	5.88	3.53	0.00	0.00	100.00
	100.00	100.00	100.00	100.00	100.00	100.00	0.00	0.00	100.00
1 X 1	0	6	6	3	0	4	0	0	19
	0.00	2.64	2.64	1.32	0.00	1.76	0.00	0.00	8.37
	0.00	31.58	31.58	15.79	0.00	21.05	0.00	0.00	100.00
	0.00	22.22	20.69	9.68	0.00	4.26	0.00	0.00	8.37
2 X 1	0	1	0	0	0	0	0	0	1
	0.00	0.44	0.00	0.00	0.00	0.00	0.00	0.00	0.44
	0.00	100.00	0.00	0.00	0.00	0.00	0.00	0.00	100.00
	0.00	3.70	0.00	0.00	0.00	0.00	0.00	0.00	0.44
2 X 2	0	5	5	9	6	8	0	0	33
	0.00	2.20	2.20	3.96	2.64	3.52	0.00	0.00	14.54
	0.00	15.15	15.15	27.27	18.18	24.24	0.00	0.00	100.00
	0.00	18.52	17.24	29.03	13.33	8.51	0.00	0.00	14.54
3 X 1	0	0	0	0	1	1	0	0	2
	0.00	0.00	0.00	0.00	0.44	0.44	0.00	0.00	0.88
	0.00	0.00	0.00	0.00	50.00	50.00	0.00	0.00	100.00
	0.00	0.00	0.00	0.00	2.22	1.06	0.00	0.00	0.88
3 X 2	0	1	2	3	1	2	0	0	9
	0.00	0.44	0.88	1.32	0.44	0.88	0.00	0.00	3.96
	0.00	11.11	22.22	33.33	11.11	22.22	0.00	0.00	100.00
	0.00	3.70	6.90	9.68	2.22	2.13	0.00	0.00	3.96
3 X 3	0	6	7	3	11	19	0	0	46
	0.00	2.64	3.08	1.32	4.85	8.37	0.00	0.00	20.26
	0.00	13.04	15.22	6.52	23.91	41.30	0.00	0.00	100.00
	0.00	22.22	24.14	9.68	24.44	20.21	0.00	0.00	20.26
4 X 3	0	0	1	2	1	4	0	0	8
	0.00	0.00	0.44	0.88	0.44	1.76	0.00	0.00	3.52
	0.00	0.00	12.50	25.00	12.50	50.00	0.00	0.00	100.00
	0.00	0.00	3.45	6.45	2.22	4.26	0.00	0.00	3.52
4 X 4	0	6	6	4	13	25	1	0	55
	0.00	2.64	2.64	1.76	5.73	11.01	0.44	0.00	24.23
	0.00	10.91	10.91	7.27	23.64	45.45	1.82	0.00	100.00
	0.00	22.22	20.69	12.90	28.89	26.60	100.00	0.00	24.23

1994 WHITETAIL DEER ANTLER STATISTICS BY TIME PERIOD

DISTRICT 101 (CONTINUED)

FREQ TOT% ROW% COL%	09/01 TO 10/22	10/23 TO 10/29	10/30 TO 11/05	11/06 TO 11/12	11/13 TO 11/19	11/20 TO 11/27	11/28 TO 01/15	UNKWN	TOTAL
5 X 1	0 0.00 0.00 0.00	0 0.00 0.00 0.00	0 0.00 0.00 0.00	0 0.00 0.00 0.00	0 0.00 0.00 0.00	1 0.44 100.00 1.06	0 0.00 0.00 0.00	0 0.00 0.00 0.00	1 0.44 100.00 0.44
5 X 3	0 0.00 0.00 0.00	2 0.88 100.00 7.41	0 0.00 0.00 0.00	0 0.00 0.00 0.00	0 0.00 0.00 0.00	0 0.00 0.00 0.00	0 0.00 0.00 0.00	0 0.00 0.00 0.00	2 0.88 100.00 0.88
5 X 4	0 0.00 0.00 0.00	0 0.00 0.00 0.00	0 0.00 0.00 0.00	1 0.44 7.69 3.23	1 0.44 7.69 2.22	11 4.85 84.62 11.70	0 0.00 0.00 0.00	0 0.00 0.00 0.00	13 5.73 100.00 5.73
5 X 5	0 0.00 0.00 0.00	0 0.00 0.00 0.00	1 0.44 3.70 3.45	4 1.76 14.81 12.90	7 3.08 25.93 15.56	15 6.61 55.56 15.96	0 0.00 0.00 0.00	0 0.00 0.00 0.00	27 11.89 100.00 11.89
6 X 5	0 0.00 0.00 0.00	0 0.00 0.00 0.00	0 0.00 0.00 0.00	1 0.44 16.67 3.23	2 0.88 33.33 4.44	3 1.32 50.00 3.19	0 0.00 0.00 0.00	0 0.00 0.00 0.00	6 2.64 100.00 2.64
6 X 6	0 0.00 0.00 0.00	0 0.00 0.00 0.00	0 0.00 0.00 0.00	1 0.44 100.00 3.23	0 0.00 0.00 0.00	0 0.00 0.00 0.00	0 0.00 0.00 0.00	0 0.00 0.00 0.00	1 0.44 100.00 0.44
7 X 5	0 0.00 0.00 0.00	0 0.00 0.00 0.00	1 0.44 100.00 3.45	0 0.00 0.00 0.00	0 0.00 0.00 0.00	0 0.00 0.00 0.00	0 0.00 0.00 0.00	0 0.00 0.00 0.00	1 0.44 100.00 0.44
7 X 6	0 0.00 0.00 0.00	0 0.00 0.00 0.00	0 0.00 0.00 0.00	0 0.00 0.00 0.00	1 0.44 100.00 2.22	0 0.00 0.00 0.00	0 0.00 0.00 0.00	0 0.00 0.00 0.00	1 0.44 100.00 0.44
8 X 2	0 0.00 0.00 0.00	0 0.00 0.00 0.00	0 0.00 0.00 0.00	0 0.00 0.00 0.00	0 0.00 0.00 0.00	1 0.44 100.00 1.06	0 0.00 0.00 0.00	0 0.00 0.00 0.00	1 0.44 100.00 0.44

1994 WHITETAIL DEER ANTLER STATISTICS BY TIME PERIOD

DISTRICT 101 (CONTINUED)

FREQ	09/01	10/23	10/30	11/06	11/13	11/20	11/28	UNKWN	TOTAL
TOT%	TO	TO	TO	TO	TO	TO	TO		
ROW%	10/22	10/29	11/05	11/12	11/19	11/27	01/15		
COL%									
8 X 6	0	0	0	0	1	0	0	0	1
	0.00	0.00	0.00	0.00	0.44	0.00	0.00	0.00	0.44
	0.00	0.00	0.00	0.00	100.00	0.00	0.00	0.00	100.00
	0.00	0.00	0.00	0.00	2.22	0.00	0.00	0.00	0.44
TOTAL	0	27	29	31	45	94	1	0	227
ANTLRD	0.00	11.89	12.78	13.66	19.82	41.41	0.44	0.00	100.00
	0.00	11.89	12.78	13.66	19.82	41.41	0.44	0.00	100.00
	0.00	100.00	100.00	100.00	100.00	100.00	100.00	0.00	100.00

1994 WHITETAIL DEER ANTLER STATISTICS BY TIME PERIOD

DISTRICT 102

FREQ	09/01	10/23	10/30	11/06	11/13	11/20	11/28	UNKWN	TOTAL
TOT%	TO	TO	TO	TO	TO	TO	TO		
ROW%	10/22	10/29	11/05	11/12	11/19	11/27	01/15		
COL%									
ANTLSS	7	81	62	24	24	35	0	1	234
	2.99	34.62	26.50	10.26	10.26	14.96	0.00	0.43	100.00
	2.99	34.62	26.50	10.26	10.26	14.96	0.00	0.43	100.00
	100.00	100.00	100.00	100.00	100.00	100.00	0.00	100.00	100.00
1 X 1	1	8	10	9	5	11	0	0	44
	0.29	2.33	2.91	2.62	1.45	3.20	0.00	0.00	12.79
	2.27	18.18	22.73	20.45	11.36	25.00	0.00	0.00	100.00
	33.33	17.39	20.41	18.75	7.46	8.46	0.00	0.00	12.79
2 X 1	1	0	1	0	0	3	0	0	5
	0.29	0.00	0.29	0.00	0.00	0.87	0.00	0.00	1.45
	20.00	0.00	20.00	0.00	0.00	60.00	0.00	0.00	100.00
	33.33	0.00	2.04	0.00	0.00	2.31	0.00	0.00	1.45
2 X 2	0	13	11	6	11	17	0	0	58
	0.00	3.78	3.20	1.74	3.20	4.94	0.00	0.00	16.86
	0.00	22.41	18.97	10.34	18.97	29.31	0.00	0.00	100.00
	0.00	28.26	22.45	12.50	16.42	13.08	0.00	0.00	16.86
3 X 1	0	0	1	0	0	0	0	0	1
	0.00	0.00	0.29	0.00	0.00	0.00	0.00	0.00	0.29
	0.00	0.00	100.00	0.00	0.00	0.00	0.00	0.00	100.00
	0.00	0.00	2.04	0.00	0.00	0.00	0.00	0.00	0.29
3 X 2	0	4	2	1	2	2	0	0	11
	0.00	1.16	0.58	0.29	0.58	0.58	0.00	0.00	3.20
	0.00	36.36	18.18	9.09	18.18	18.18	0.00	0.00	100.00
	0.00	8.70	4.08	2.08	2.99	1.54	0.00	0.00	3.20
3 X 3	1	8	8	8	11	15	0	0	51
	0.29	2.33	2.33	2.33	3.20	4.36	0.00	0.00	14.83
	1.96	15.69	15.69	15.69	21.57	29.41	0.00	0.00	100.00
	33.33	17.39	16.33	16.67	16.42	11.54	0.00	0.00	14.83
4 X 3	0	2	2	2	2	5	0	0	13
	0.00	0.58	0.58	0.58	0.58	1.45	0.00	0.00	3.78
	0.00	15.38	15.38	15.38	15.38	38.46	0.00	0.00	100.00
	0.00	4.35	4.08	4.17	2.99	3.85	0.00	0.00	3.78
4 X 4	0	8	7	13	22	37	0	1	88
	0.00	2.33	2.03	3.78	6.40	10.76	0.00	0.29	25.58
	0.00	9.09	7.95	14.77	25.00	42.05	0.00	1.14	100.00
	0.00	17.39	14.29	27.08	32.84	28.46	0.00	100.00	25.58

1994 WHITETAIL DEER ANTLER STATISTICS BY TIME PERIOD

DISTRICT 102 (CONTINUED)

FREQ	09/01	10/23	10/30	11/06	11/13	11/20	11/28	UNKWN	TOTAL
TOT%	TO	TO	TO	TO	TO	TO	TO		
ROW%	10/22	10/29	11/05	11/12	11/19	11/27	01/15		
COL%									
5 X 4	0	1	3	3	1	12	0	0	20
	0.00	0.29	0.87	0.87	0.29	3.49	0.00	0.00	5.81
	0.00	5.00	15.00	15.00	5.00	60.00	0.00	0.00	100.00
	0.00	2.17	6.12	6.25	1.49	9.23	0.00	0.00	5.81
5 X 5	0	2	2	1	8	19	0	0	32
	0.00	0.58	0.58	0.29	2.33	5.52	0.00	0.00	9.30
	0.00	6.25	6.25	3.13	25.00	59.38	0.00	0.00	100.00
	0.00	4.35	4.08	2.08	11.94	14.62	0.00	0.00	9.30
6 X 5	0	0	0	2	2	6	0	0	10
	0.00	0.00	0.00	0.58	0.58	1.74	0.00	0.00	2.91
	0.00	0.00	0.00	20.00	20.00	60.00	0.00	0.00	100.00
	0.00	0.00	0.00	4.17	2.99	4.62	0.00	0.00	2.91
6 X 6	0	0	0	1	1	1	0	0	3
	0.00	0.00	0.00	0.29	0.29	0.29	0.00	0.00	0.87
	0.00	0.00	0.00	33.33	33.33	33.33	0.00	0.00	100.00
	0.00	0.00	0.00	2.08	1.49	0.77	0.00	0.00	0.87
7 X 5	0	0	1	0	1	0	0	0	2
	0.00	0.00	0.29	0.00	0.29	0.00	0.00	0.00	0.58
	0.00	0.00	50.00	0.00	50.00	0.00	0.00	0.00	100.00
	0.00	0.00	2.04	0.00	1.49	0.00	0.00	0.00	0.58
7 X 6	0	0	0	1	1	2	0	0	4
	0.00	0.00	0.00	0.29	0.29	0.58	0.00	0.00	1.16
	0.00	0.00	0.00	25.00	25.00	50.00	0.00	0.00	100.00
	0.00	0.00	0.00	2.08	1.49	1.54	0.00	0.00	1.16
8 X 8	0	0	0	1	0	0	0	0	1
	0.00	0.00	0.00	0.29	0.00	0.00	0.00	0.00	0.29
	0.00	0.00	0.00	100.00	0.00	0.00	0.00	0.00	100.00
	0.00	0.00	0.00	2.08	0.00	0.00	0.00	0.00	0.29
9 X 7	0	0	1	0	0	0	0	0	1
	0.00	0.00	0.29	0.00	0.00	0.00	0.00	0.00	0.29
	0.00	0.00	100.00	0.00	0.00	0.00	0.00	0.00	100.00
	0.00	0.00	2.04	0.00	0.00	0.00	0.00	0.00	0.29
TOTAL	3	46	49	48	67	130	0	1	344
ANTLRD	0.87	13.37	14.24	13.95	19.48	37.79	0.00	0.29	100.00
	0.87	13.37	14.24	13.95	19.48	37.79	0.00	0.29	100.00
	100.00	100.00	100.00	100.00	100.00	100.00	0.00	100.00	100.00

1994 WHITETAIL DEER ANTLER STATISTICS BY TIME PERIOD

DISTRICT 103

FREQ TOT% ROW% COL%	09/01 TO 10/22	10/23 TO 10/29	10/30 TO 11/05	11/06 TO 11/12	11/13 TO 11/19	11/20 TO 11/27	11/28 TO 01/15	UNKWN	TOTAL
ANTLSS	5	98	84	37	14	24	0	0	262
	1.91	37.40	32.06	14.12	5.34	9.16	0.00	0.00	100.00
	1.91	37.40	32.06	14.12	5.34	9.16	0.00	0.00	100.00
	100.00	100.00	100.00	100.00	100.00	100.00	0.00	0.00	100.00
1 X 1	2	7	3	6	3	8	0	1	30
	0.60	2.11	0.91	1.81	0.91	2.42	0.00	0.30	9.06
	6.67	23.33	10.00	20.00	10.00	26.67	0.00	3.33	100.00
	50.00	19.44	7.14	10.71	4.69	6.30	0.00	50.00	9.06
2 X 1	0	1	0	1	2	2	0	0	6
	0.00	0.30	0.00	0.30	0.60	0.60	0.00	0.00	1.81
	0.00	16.67	0.00	16.67	33.33	33.33	0.00	0.00	100.00
	0.00	2.78	0.00	1.79	3.13	1.57	0.00	0.00	1.81
2 X 2	2	10	11	9	8	16	0	0	56
	0.60	3.02	3.32	2.72	2.42	4.83	0.00	0.00	16.92
	3.57	17.86	19.64	16.07	14.29	28.57	0.00	0.00	100.00
	50.00	27.78	26.19	16.07	12.50	12.60	0.00	0.00	16.92
3 X 1	0	1	0	0	0	0	0	0	1
	0.00	0.30	0.00	0.00	0.00	0.00	0.00	0.00	0.30
	0.00	100.00	0.00	0.00	0.00	0.00	0.00	0.00	100.00
	0.00	2.78	0.00	0.00	0.00	0.00	0.00	0.00	0.30
3 X 2	0	3	1	2	1	2	0	0	9
	0.00	0.91	0.30	0.60	0.30	0.60	0.00	0.00	2.72
	0.00	33.33	11.11	22.22	11.11	22.22	0.00	0.00	100.00
	0.00	8.33	2.38	3.57	1.56	1.57	0.00	0.00	2.72
3 X 3	0	7	4	7	11	10	0	0	39
	0.00	2.11	1.21	2.11	3.32	3.02	0.00	0.00	11.78
	0.00	17.95	10.26	17.95	28.21	25.64	0.00	0.00	100.00
	0.00	19.44	9.52	12.50	17.19	7.87	0.00	0.00	11.78
4 X 3	0	1	3	1	0	6	0	0	11
	0.00	0.30	0.91	0.30	0.00	1.81	0.00	0.00	3.32
	0.00	9.09	27.27	9.09	0.00	54.55	0.00	0.00	100.00
	0.00	2.78	7.14	1.79	0.00	4.72	0.00	0.00	3.32
4 X 4	0	5	16	20	17	39	0	0	97
	0.00	1.51	4.83	6.04	5.14	11.78	0.00	0.00	29.31
	0.00	5.15	16.49	20.62	17.53	40.21	0.00	0.00	100.00
	0.00	13.89	38.10	35.71	26.56	30.71	0.00	0.00	29.31

1994 WHITETAIL DEER ANTLER STATISTICS BY TIME PERIOD

DISTRICT 103 (CONTINUED)

FREQ	09/01	10/23	10/30	11/06	11/13	11/20	11/28	UNKWN	TOTAL
TOT%	TO	TO	TO	TO	TO	TO	TO		
ROW%	10/22	10/29	11/05	11/12	11/19	11/27	01/15		
COL%									
5 X 4	0	0	2	1	9	10	0	1	23
	0.00	0.00	0.60	0.30	2.72	3.02	0.00	0.30	6.95
	0.00	0.00	8.70	4.35	39.13	43.48	0.00	4.35	100.00
	0.00	0.00	4.76	1.79	14.06	7.87	0.00	50.00	6.95
5 X 5	0	1	1	6	12	28	0	0	48
	0.00	0.30	0.30	1.81	3.63	8.46	0.00	0.00	14.50
	0.00	2.08	2.08	12.50	25.00	58.33	0.00	0.00	100.00
	0.00	2.78	2.38	10.71	18.75	22.05	0.00	0.00	14.50
6 X 4	0	0	0	0	1	0	0	0	1
	0.00	0.00	0.00	0.00	0.30	0.00	0.00	0.00	0.30
	0.00	0.00	0.00	0.00	100.00	0.00	0.00	0.00	100.00
	0.00	0.00	0.00	0.00	1.56	0.00	0.00	0.00	0.30
6 X 5	0	0	0	1	0	3	0	0	4
	0.00	0.00	0.00	0.30	0.00	0.91	0.00	0.00	1.21
	0.00	0.00	0.00	25.00	0.00	75.00	0.00	0.00	100.00
	0.00	0.00	0.00	1.79	0.00	2.36	0.00	0.00	1.21
6 X 6	0	0	1	1	0	0	0	0	2
	0.00	0.00	0.30	0.30	0.00	0.00	0.00	0.00	0.60
	0.00	0.00	50.00	50.00	0.00	0.00	0.00	0.00	100.00
	0.00	0.00	2.38	1.79	0.00	0.00	0.00	0.00	0.60
7 X 5	0	0	0	0	0	1	0	0	1
	0.00	0.00	0.00	0.00	0.00	0.30	0.00	0.00	0.30
	0.00	0.00	0.00	0.00	0.00	100.00	0.00	0.00	100.00
	0.00	0.00	0.00	0.00	0.00	0.79	0.00	0.00	0.30
7 X 6	0	0	0	0	0	2	0	0	2
	0.00	0.00	0.00	0.00	0.00	0.60	0.00	0.00	0.60
	0.00	0.00	0.00	0.00	0.00	100.00	0.00	0.00	100.00
	0.00	0.00	0.00	0.00	0.00	1.57	0.00	0.00	0.60
8 X 8	0	0	0	1	0	0	0	0	1
	0.00	0.00	0.00	0.30	0.00	0.00	0.00	0.00	0.30
	0.00	0.00	0.00	100.00	0.00	0.00	0.00	0.00	100.00
	0.00	0.00	0.00	1.79	0.00	0.00	0.00	0.00	0.30
TOTAL	4	36	42	56	64	127	0	2	331
ANTLRD	1.21	10.88	12.69	16.92	19.34	38.37	0.00	0.60	100.00
	1.21	10.88	12.69	16.92	19.34	38.37	0.00	0.60	100.00
	100.00	100.00	100.00	100.00	100.00	100.00	0.00	100.00	100.00

1994 WHITETAIL DEER ANTLER STATISTICS BY TIME PERIOD

DISTRICT 104

FREQ TOT% ROW% COL%	09/01 TO 10/22	10/23 TO 10/29	10/30 TO 11/05	11/06 TO 11/12	11/13 TO 11/19	11/20 TO 11/27	11/28 TO 01/15	UNKWN	TOTAL
ANTLSS	3	69	24	18	12	14	0	0	140
	2.14	49.29	17.14	12.86	8.57	10.00	0.00	0.00	100.00
	2.14	49.29	17.14	12.86	8.57	10.00	0.00	0.00	100.00
	100.00	100.00	100.00	100.00	100.00	100.00	0.00	0.00	100.00
1 X 1	0	1	3	2	0	0	0	0	6
	0.00	1.11	3.33	2.22	0.00	0.00	0.00	0.00	6.67
	0.00	16.67	50.00	33.33	0.00	0.00	0.00	0.00	100.00
	0.00	11.11	16.67	25.00	0.00	0.00	0.00	0.00	6.67
2 X 2	0	4	5	2	2	2	0	0	15
	0.00	4.44	5.56	2.22	2.22	2.22	0.00	0.00	16.67
	0.00	26.67	33.33	13.33	13.33	13.33	0.00	0.00	100.00
	0.00	44.44	27.78	25.00	11.76	5.41	0.00	0.00	16.67
3 X 1	0	0	1	0	0	0	0	0	1
	0.00	0.00	1.11	0.00	0.00	0.00	0.00	0.00	1.11
	0.00	0.00	100.00	0.00	0.00	0.00	0.00	0.00	100.00
	0.00	0.00	5.56	0.00	0.00	0.00	0.00	0.00	1.11
3 X 2	0	1	1	0	0	0	0	0	2
	0.00	1.11	1.11	0.00	0.00	0.00	0.00	0.00	2.22
	0.00	50.00	50.00	0.00	0.00	0.00	0.00	0.00	100.00
	0.00	11.11	5.56	0.00	0.00	0.00	0.00	0.00	2.22
3 X 3	0	1	2	0	1	4	0	0	8
	0.00	1.11	2.22	0.00	1.11	4.44	0.00	0.00	8.89
	0.00	12.50	25.00	0.00	12.50	50.00	0.00	0.00	100.00
	0.00	11.11	11.11	0.00	5.88	10.81	0.00	0.00	8.89
4 X 2	0	0	1	0	0	0	0	0	1
	0.00	0.00	1.11	0.00	0.00	0.00	0.00	0.00	1.11
	0.00	0.00	100.00	0.00	0.00	0.00	0.00	0.00	100.00
	0.00	0.00	5.56	0.00	0.00	0.00	0.00	0.00	1.11
4 X 3	0	0	1	0	1	2	0	0	4
	0.00	0.00	1.11	0.00	1.11	2.22	0.00	0.00	4.44
	0.00	0.00	25.00	0.00	25.00	50.00	0.00	0.00	100.00
	0.00	0.00	5.56	0.00	5.88	5.41	0.00	0.00	4.44
4 X 4	0	2	2	1	5	14	0	0	24
	0.00	2.22	2.22	1.11	5.56	15.56	0.00	0.00	26.67
	0.00	8.33	8.33	4.17	20.83	58.33	0.00	0.00	100.00
	0.00	22.22	11.11	12.50	29.41	37.84	0.00	0.00	26.67

1994 WHITETAIL DEER ANTLER STATISTICS BY TIME PERIOD

DISTRICT 104 (CONTINUED)

FREQ	09/01	10/23	10/30	11/06	11/13	11/20	11/28	UNKWN	TOTAL
TOT%	TO	TO	TO	TO	TO	TO	TO		
ROW%	10/22	10/29	11/05	11/12	11/19	11/27	01/15		
COL%									
5 X 2	0	0	0	1	0	0	0	0	1
	0.00	0.00	0.00	1.11	0.00	0.00	0.00	0.00	1.11
	0.00	0.00	0.00	100.00	0.00	0.00	0.00	0.00	100.00
	0.00	0.00	0.00	12.50	0.00	0.00	0.00	0.00	1.11
5 X 4	0	0	1	0	2	4	0	0	7
	0.00	0.00	1.11	0.00	2.22	4.44	0.00	0.00	7.78
	0.00	0.00	14.29	0.00	28.57	57.14	0.00	0.00	100.00
	0.00	0.00	5.56	0.00	11.76	10.81	0.00	0.00	7.78
5 X 5	0	0	1	1	3	7	1	0	13
	0.00	0.00	1.11	1.11	3.33	7.78	1.11	0.00	14.44
	0.00	0.00	7.69	7.69	23.08	53.85	7.69	0.00	100.00
	0.00	0.00	5.56	12.50	17.65	18.92	100.00	0.00	14.44
6 X 4	0	0	0	0	1	0	0	0	1
	0.00	0.00	0.00	0.00	1.11	0.00	0.00	0.00	1.11
	0.00	0.00	0.00	0.00	100.00	0.00	0.00	0.00	100.00
	0.00	0.00	0.00	0.00	5.88	0.00	0.00	0.00	1.11
6 X 5	0	0	0	0	1	3	0	0	4
	0.00	0.00	0.00	0.00	1.11	3.33	0.00	0.00	4.44
	0.00	0.00	0.00	0.00	25.00	75.00	0.00	0.00	100.00
	0.00	0.00	0.00	0.00	5.88	8.11	0.00	0.00	4.44
6 X 6	0	0	0	1	0	1	0	0	2
	0.00	0.00	0.00	1.11	0.00	1.11	0.00	0.00	2.22
	0.00	0.00	0.00	50.00	0.00	50.00	0.00	0.00	100.00
	0.00	0.00	0.00	12.50	0.00	2.70	0.00	0.00	2.22
7 X 6	0	0	0	0	1	0	0	0	1
	0.00	0.00	0.00	0.00	1.11	0.00	0.00	0.00	1.11
	0.00	0.00	0.00	0.00	100.00	0.00	0.00	0.00	100.00
	0.00	0.00	0.00	0.00	5.88	0.00	0.00	0.00	1.11
TOTAL ANTLRD	0	9	18	8	17	37	1	0	90
	0.00	10.00	20.00	8.89	18.89	41.11	1.11	0.00	100.00
	0.00	10.00	20.00	8.89	18.89	41.11	1.11	0.00	100.00
	0.00	100.00	100.00	100.00	100.00	100.00	100.00	0.00	100.00

1994 WHITETAIL DEER ANTLER STATISTICS BY TIME PERIOD

DISTRICT 110

FREQ	09/01	10/23	10/30	11/06	11/13	11/20	11/28	UNKWN	TOTAL
TOT%	TO	TO	TO	TO	TO	TO	TO		
ROW%	10/22	10/29	11/05	11/12	11/19	11/27	01/15		
COL%									
ANTLSS	1	19	7	2	1	0	0	0	30
	3.33	63.33	23.33	6.67	3.33	0.00	0.00	0.00	100.00
	3.33	63.33	23.33	6.67	3.33	0.00	0.00	0.00	100.00
	100.00	100.00	100.00	100.00	100.00	0.00	0.00	0.00	100.00
1 X 1	0	3	1	1	0	4	0	0	9
	0.00	3.66	1.22	1.22	0.00	4.88	0.00	0.00	10.98
	0.00	33.33	11.11	11.11	0.00	44.44	0.00	0.00	100.00
	0.00	21.43	25.00	6.25	0.00	15.38	0.00	0.00	10.98
2 X 2	0	3	0	3	3	0	0	0	9
	0.00	3.66	0.00	3.66	3.66	0.00	0.00	0.00	10.98
	0.00	33.33	0.00	33.33	33.33	0.00	0.00	0.00	100.00
	0.00	21.43	0.00	18.75	13.64	0.00	0.00	0.00	10.98
3 X 1	0	0	0	1	0	0	0	0	1
	0.00	0.00	0.00	1.22	0.00	0.00	0.00	0.00	1.22
	0.00	0.00	0.00	100.00	0.00	0.00	0.00	0.00	100.00
	0.00	0.00	0.00	6.25	0.00	0.00	0.00	0.00	1.22
3 X 2	0	0	0	2	1	0	0	0	3
	0.00	0.00	0.00	2.44	1.22	0.00	0.00	0.00	3.66
	0.00	0.00	0.00	66.67	33.33	0.00	0.00	0.00	100.00
	0.00	0.00	0.00	12.50	4.55	0.00	0.00	0.00	3.66
3 X 3	0	0	0	2	5	5	0	0	12
	0.00	0.00	0.00	2.44	6.10	6.10	0.00	0.00	14.63
	0.00	0.00	0.00	16.67	41.67	41.67	0.00	0.00	100.00
	0.00	0.00	0.00	12.50	22.73	19.23	0.00	0.00	14.63
4 X 2	0	0	0	0	0	1	0	0	1
	0.00	0.00	0.00	0.00	0.00	1.22	0.00	0.00	1.22
	0.00	0.00	0.00	0.00	0.00	100.00	0.00	0.00	100.00
	0.00	0.00	0.00	0.00	0.00	3.85	0.00	0.00	1.22
4 X 3	0	0	1	1	2	2	0	0	6
	0.00	0.00	1.22	1.22	2.44	2.44	0.00	0.00	7.32
	0.00	0.00	16.67	16.67	33.33	33.33	0.00	0.00	100.00
	0.00	0.00	25.00	6.25	9.09	7.69	0.00	0.00	7.32
4 X 4	0	6	2	1	6	8	0	0	23
	0.00	7.32	2.44	1.22	7.32	9.76	0.00	0.00	28.05
	0.00	26.09	8.70	4.35	26.09	34.78	0.00	0.00	100.00
	0.00	42.86	50.00	6.25	27.27	30.77	0.00	0.00	28.05

1994 WHITETAIL DEER ANTLER STATISTICS BY TIME PERIOD

DISTRICT 110 (CONTINUED)

FREQ	09/01	10/23	10/30	11/06	11/13	11/20	11/28	UNKWN	TOTAL
TOT%	TO	TO	TO	TO	TO	TO	TO		
ROW%	10/22	10/29	11/05	11/12	11/19	11/27	01/15		
COL%									
5 X 4	0	0	0	1	2	1	0	0	4
	0.00	0.00	0.00	1.22	2.44	1.22	0.00	0.00	4.88
	0.00	0.00	0.00	25.00	50.00	25.00	0.00	0.00	100.00
	0.00	0.00	0.00	6.25	9.09	3.85	0.00	0.00	4.88
5 X 5	0	2	0	3	3	5	0	0	13
	0.00	2.44	0.00	3.66	3.66	6.10	0.00	0.00	15.85
	0.00	15.38	0.00	23.08	23.08	38.46	0.00	0.00	100.00
	0.00	14.29	0.00	18.75	13.64	19.23	0.00	0.00	15.85
6 X 6	0	0	0	1	0	0	0	0	1
	0.00	0.00	0.00	1.22	0.00	0.00	0.00	0.00	1.22
	0.00	0.00	0.00	100.00	0.00	0.00	0.00	0.00	100.00
	0.00	0.00	0.00	6.25	0.00	0.00	0.00	0.00	1.22
TOTAL	0	14	4	16	22	26	0	0	82
ANTLRD	0.00	17.07	4.88	19.51	26.83	31.71	0.00	0.00	100.00
	0.00	17.07	4.88	19.51	26.83	31.71	0.00	0.00	100.00
	0.00	100.00	100.00	100.00	100.00	100.00	0.00	0.00	100.00

1994 WHITETAIL DEER ANTLER STATISTICS BY TIME PERIOD

DISTRICT 120

FREQ	09/01	10/23	10/30	11/06	11/13	11/20	11/28	UNKWN	TOTAL
TOT%	TO	TO	TO	TO	TO	TO	TO		
ROW%	10/22	10/29	11/05	11/12	11/19	11/27	01/15		
COL%									
ANTLSS	2	43	36	7	1	5	0	0	94
	2.13	45.74	38.30	7.45	1.06	5.32	0.00	0.00	100.00
	2.13	45.74	38.30	7.45	1.06	5.32	0.00	0.00	100.00
	100.00	100.00	100.00	100.00	100.00	100.00	0.00	0.00	100.00
1 X 1	0	3	3	2	3	2	0	0	13
	0.00	1.99	1.99	1.32	1.99	1.32	0.00	0.00	8.61
	0.00	23.08	23.08	15.38	23.08	15.38	0.00	0.00	100.00
	0.00	23.08	18.75	6.90	7.69	3.85	0.00	0.00	8.61
2 X 1	0	0	0	0	1	0	0	0	1
	0.00	0.00	0.00	0.00	0.66	0.00	0.00	0.00	0.66
	0.00	0.00	0.00	0.00	100.00	0.00	0.00	0.00	100.00
	0.00	0.00	0.00	0.00	2.56	0.00	0.00	0.00	0.66
2 X 2	0	1	5	4	7	6	0	0	23
	0.00	0.66	3.31	2.65	4.64	3.97	0.00	0.00	15.23
	0.00	4.35	21.74	17.39	30.43	26.09	0.00	0.00	100.00
	0.00	7.69	31.25	13.79	17.95	11.54	0.00	0.00	15.23
3 X 2	0	0	1	3	0	1	0	0	5
	0.00	0.00	0.66	1.99	0.00	0.66	0.00	0.00	3.31
	0.00	0.00	20.00	60.00	0.00	20.00	0.00	0.00	100.00
	0.00	0.00	6.25	10.34	0.00	1.92	0.00	0.00	3.31
3 X 3	0	1	0	7	6	6	0	1	21
	0.00	0.66	0.00	4.64	3.97	3.97	0.00	0.66	13.91
	0.00	4.76	0.00	33.33	28.57	28.57	0.00	4.76	100.00
	0.00	7.69	0.00	24.14	15.38	11.54	0.00	100.00	13.91
4 X -	0	0	0	0	2	0	0	0	2
	0.00	0.00	0.00	0.00	1.32	0.00	0.00	0.00	1.32
	0.00	0.00	0.00	0.00	100.00	0.00	0.00	0.00	100.00
	0.00	0.00	0.00	0.00	5.13	0.00	0.00	0.00	1.32
4 X 3	0	0	0	1	1	2	0	0	4
	0.00	0.00	0.00	0.66	0.66	1.32	0.00	0.00	2.65
	0.00	0.00	0.00	25.00	25.00	50.00	0.00	0.00	100.00
	0.00	0.00	0.00	3.45	2.56	3.85	0.00	0.00	2.65
4 X 4	0	4	3	7	11	16	0	0	41
	0.00	2.65	1.99	4.64	7.28	10.60	0.00	0.00	27.15
	0.00	9.76	7.32	17.07	26.83	39.02	0.00	0.00	100.00
	0.00	30.77	18.75	24.14	28.21	30.77	0.00	0.00	27.15

1994 WHITETAIL DEER ANTLER STATISTICS BY TIME PERIOD

DISTRICT 120 (CONTINUED)

FREQ	09/01	10/23	10/30	11/06	11/13	11/20	11/28	UNKWN	TOTAL
TOT%	TO	TO	TO	TO	TO	TO	TO		
ROW%	10/22	10/29	11/05	11/12	11/19	11/27	01/15		
COL%									
5 X 4	0	1	1	1	4	2	0	0	9
	0.00	0.66	0.66	0.66	2.65	1.32	0.00	0.00	5.96
	0.00	11.11	11.11	11.11	44.44	22.22	0.00	0.00	100.00
	0.00	7.69	6.25	3.45	10.26	3.85	0.00	0.00	5.96
5 X 5	1	3	3	3	2	11	0	0	23
	0.66	1.99	1.99	1.99	1.32	7.28	0.00	0.00	15.23
	4.35	13.04	13.04	13.04	8.70	47.83	0.00	0.00	100.00
	100.00	23.08	18.75	10.34	5.13	21.15	0.00	0.00	15.23
6 X 5	0	0	0	0	2	2	0	0	4
	0.00	0.00	0.00	0.00	1.32	1.32	0.00	0.00	2.65
	0.00	0.00	0.00	0.00	50.00	50.00	0.00	0.00	100.00
	0.00	0.00	0.00	0.00	5.13	3.85	0.00	0.00	2.65
6 X 6	0	0	0	1	0	1	0	0	2
	0.00	0.00	0.00	0.66	0.00	0.66	0.00	0.00	1.32
	0.00	0.00	0.00	50.00	0.00	50.00	0.00	0.00	100.00
	0.00	0.00	0.00	3.45	0.00	1.92	0.00	0.00	1.32
7 X 5	0	0	0	0	0	2	0	0	2
	0.00	0.00	0.00	0.00	0.00	1.32	0.00	0.00	1.32
	0.00	0.00	0.00	0.00	0.00	100.00	0.00	0.00	100.00
	0.00	0.00	0.00	0.00	0.00	3.85	0.00	0.00	1.32
9 X 5	0	0	0	0	0	1	0	0	1
	0.00	0.00	0.00	0.00	0.00	0.66	0.00	0.00	0.66
	0.00	0.00	0.00	0.00	0.00	100.00	0.00	0.00	100.00
	0.00	0.00	0.00	0.00	0.00	1.92	0.00	0.00	0.66
TOTAL	1	13	16	29	39	52	0	1	151
ANTLRD	0.66	8.61	10.60	19.21	25.83	34.44	0.00	0.66	100.00
	0.66	8.61	10.60	19.21	25.83	34.44	0.00	0.66	100.00
	100.00	100.00	100.00	100.00	100.00	100.00	0.00	100.00	100.00

1994 WHITETAIL DEER ANTLER STATISTICS BY TIME PERIOD

DISTRICT 121

FREQ	09/01	10/23	10/30	11/06	11/13	11/20	11/28	UNKWN	TOTAL
TOT%	TO	TO	TO	TO	TO	TO	TO		
ROW%	10/22	10/29	11/05	11/12	11/19	11/27	01/15		
COL%									
ANTLSS	6	85	62	48	32	54	0	0	287
	2.09	29.62	21.60	16.72	11.15	18.82	0.00	0.00	100.00
	2.09	29.62	21.60	16.72	11.15	18.82	0.00	0.00	100.00
	100.00	100.00	100.00	100.00	100.00	100.00	0.00	0.00	100.00
1 X 1	0	4	2	9	2	3	0	0	20
	0.00	1.20	0.60	2.71	0.60	0.90	0.00	0.00	6.02
	0.00	20.00	10.00	45.00	10.00	15.00	0.00	0.00	100.00
	0.00	9.09	5.13	18.00	3.13	2.29	0.00	0.00	6.02
2 X 1	0	1	1	0	0	2	0	0	4
	0.00	0.30	0.30	0.00	0.00	0.60	0.00	0.00	1.20
	0.00	25.00	25.00	0.00	0.00	50.00	0.00	0.00	100.00
	0.00	2.27	2.56	0.00	0.00	1.53	0.00	0.00	1.20
2 X 2	1	11	6	6	3	17	0	0	44
	0.30	3.31	1.81	1.81	0.90	5.12	0.00	0.00	13.25
	2.27	25.00	13.64	13.64	6.82	38.64	0.00	0.00	100.00
	50.00	25.00	15.38	12.00	4.69	12.98	0.00	0.00	13.25
3 X 1	0	0	0	0	0	1	0	0	1
	0.00	0.00	0.00	0.00	0.00	0.30	0.00	0.00	0.30
	0.00	0.00	0.00	0.00	0.00	100.00	0.00	0.00	100.00
	0.00	0.00	0.00	0.00	0.00	0.76	0.00	0.00	0.30
3 X 2	0	1	2	0	0	3	0	0	6
	0.00	0.30	0.60	0.00	0.00	0.90	0.00	0.00	1.81
	0.00	16.67	33.33	0.00	0.00	50.00	0.00	0.00	100.00
	0.00	2.27	5.13	0.00	0.00	2.29	0.00	0.00	1.81
3 X 3	0	14	7	11	11	16	0	0	59
	0.00	4.22	2.11	3.31	3.31	4.82	0.00	0.00	17.77
	0.00	23.73	11.86	18.64	18.64	27.12	0.00	0.00	100.00
	0.00	31.82	17.95	22.00	17.19	12.21	0.00	0.00	17.77
4 X -	0	0	0	0	0	1	0	0	1
	0.00	0.00	0.00	0.00	0.00	0.30	0.00	0.00	0.30
	0.00	0.00	0.00	0.00	0.00	100.00	0.00	0.00	100.00
	0.00	0.00	0.00	0.00	0.00	0.76	0.00	0.00	0.30
4 X 2	0	0	0	0	0	2	0	1	3
	0.00	0.00	0.00	0.00	0.00	0.60	0.00	0.30	0.90
	0.00	0.00	0.00	0.00	0.00	66.67	0.00	33.33	100.00
	0.00	0.00	0.00	0.00	0.00	1.53	0.00	50.00	0.90

1994 WHITETAIL DEER ANTLER STATISTICS BY TIME PERIOD

DISTRICT 121 (CONTINUED)

FREQ	09/01	10/23	10/30	11/06	11/13	11/20	11/28	UNKWN	TOTAL
TOT%	TO	TO	TO	TO	TO	TO	TO		
ROW%	10/22	10/29	11/05	11/12	11/19	11/27	01/15		
COL%									
4 X 3	0	0	2	1	1	4	0	0	8
	0.00	0.00	0.60	0.30	0.30	1.20	0.00	0.00	2.41
	0.00	0.00	25.00	12.50	12.50	50.00	0.00	0.00	100.00
	0.00	0.00	5.13	2.00	1.56	3.05	0.00	0.00	2.41
4 X 4	1	7	8	16	24	36	0	0	92
	0.30	2.11	2.41	4.82	7.23	10.84	0.00	0.00	27.71
	1.09	7.61	8.70	17.39	26.09	39.13	0.00	0.00	100.00
	50.00	15.91	20.51	32.00	37.50	27.48	0.00	0.00	27.71
5 X 3	0	0	0	0	0	1	0	0	1
	0.00	0.00	0.00	0.00	0.00	0.30	0.00	0.00	0.30
	0.00	0.00	0.00	0.00	0.00	100.00	0.00	0.00	100.00
	0.00	0.00	0.00	0.00	0.00	0.76	0.00	0.00	0.30
5 X 4	0	1	4	2	4	11	0	0	22
	0.00	0.30	1.20	0.60	1.20	3.31	0.00	0.00	6.63
	0.00	4.55	18.18	9.09	18.18	50.00	0.00	0.00	100.00
	0.00	2.27	10.26	4.00	6.25	8.40	0.00	0.00	6.63
5 X 5	0	4	6	4	10	21	0	1	46
	0.00	1.20	1.81	1.20	3.01	6.33	0.00	0.30	13.86
	0.00	8.70	13.04	8.70	21.74	45.65	0.00	2.17	100.00
	0.00	9.09	15.38	8.00	15.63	16.03	0.00	50.00	13.86
6 X 2	0	0	0	0	1	0	0	0	1
	0.00	0.00	0.00	0.00	0.30	0.00	0.00	0.00	0.30
	0.00	0.00	0.00	0.00	100.00	0.00	0.00	0.00	100.00
	0.00	0.00	0.00	0.00	1.56	0.00	0.00	0.00	0.30
6 X 5	0	1	1	0	4	5	0	0	11
	0.00	0.30	0.30	0.00	1.20	1.51	0.00	0.00	3.31
	0.00	9.09	9.09	0.00	36.36	45.45	0.00	0.00	100.00
	0.00	2.27	2.56	0.00	6.25	3.82	0.00	0.00	3.31
6 X 6	0	0	0	0	3	4	0	0	7
	0.00	0.00	0.00	0.00	0.90	1.20	0.00	0.00	2.11
	0.00	0.00	0.00	0.00	42.86	57.14	0.00	0.00	100.00
	0.00	0.00	0.00	0.00	4.69	3.05	0.00	0.00	2.11
7 X 5	0	0	0	0	1	2	0	0	3
	0.00	0.00	0.00	0.00	0.30	0.60	0.00	0.00	0.90
	0.00	0.00	0.00	0.00	33.33	66.67	0.00	0.00	100.00
	0.00	0.00	0.00	0.00	1.56	1.53	0.00	0.00	0.90

1994 WHITETAIL DEER ANTLER STATISTICS BY TIME PERIOD

DISTRICT 121 (CONTINUED)

FREQ	09/01	10/23	10/30	11/06	11/13	11/20	11/28	UNKWN	TOTAL
TOT%	TO	TO	TO	TO	TO	TO	TO		
ROW%	10/22	10/29	11/05	11/12	11/19	11/27	01/15		
COL%									
7 X 6	0	0	0	0	0	2	0	0	2
	0.00	0.00	0.00	0.00	0.00	0.60	0.00	0.00	0.60
	0.00	0.00	0.00	0.00	0.00	100.00	0.00	0.00	100.00
	0.00	0.00	0.00	0.00	0.00	1.53	0.00	0.00	0.60
8 X 7	0	0	0	1	0	0	0	0	1
	0.00	0.00	0.00	0.30	0.00	0.00	0.00	0.00	0.30
	0.00	0.00	0.00	100.00	0.00	0.00	0.00	0.00	100.00
	0.00	0.00	0.00	2.00	0.00	0.00	0.00	0.00	0.30
TOTAL	2	44	39	50	64	131	0	2	332
ANTLRD	0.60	13.25	11.75	15.06	19.28	39.46	0.00	0.60	100.00
	0.60	13.25	11.75	15.06	19.28	39.46	0.00	0.60	100.00
	100.00	100.00	100.00	100.00	100.00	100.00	0.00	100.00	100.00

1994 WHITETAIL DEER ANTLER STATISTICS BY TIME PERIOD

DISTRICT 122

FREQ TOT% ROW% COL%	09/01 TO 10/22	10/23 TO 10/29	10/30 TO 11/05	11/06 TO 11/12	11/13 TO 11/19	11/20 TO 11/27	11/28 TO 01/15	UNKWN	TOTAL
ANTLSS	1	37	33	8	12	13	0	0	104
	0.96	35.58	31.73	7.69	11.54	12.50	0.00	0.00	100.00
	0.96	35.58	31.73	7.69	11.54	12.50	0.00	0.00	100.00
	100.00	100.00	100.00	100.00	100.00	100.00	0.00	0.00	100.00
1 X 1	0	8	4	3	4	4	0	0	23
	0.00	3.76	1.88	1.41	1.88	1.88	0.00	0.00	10.80
	0.00	34.78	17.39	13.04	17.39	17.39	0.00	0.00	100.00
	0.00	25.81	17.39	8.11	8.00	5.63	0.00	0.00	10.80
2 X 1	0	0	2	0	0	0	0	0	2
	0.00	0.00	0.94	0.00	0.00	0.00	0.00	0.00	0.94
	0.00	0.00	100.00	0.00	0.00	0.00	0.00	0.00	100.00
	0.00	0.00	8.70	0.00	0.00	0.00	0.00	0.00	0.94
2 X 2	0	6	7	8	9	5	0	0	35
	0.00	2.82	3.29	3.76	4.23	2.35	0.00	0.00	16.43
	0.00	17.14	20.00	22.86	25.71	14.29	0.00	0.00	100.00
	0.00	19.35	30.43	21.62	18.00	7.04	0.00	0.00	16.43
3 X -	0	0	0	0	0	1	0	0	1
	0.00	0.00	0.00	0.00	0.00	0.47	0.00	0.00	0.47
	0.00	0.00	0.00	0.00	0.00	100.00	0.00	0.00	100.00
	0.00	0.00	0.00	0.00	0.00	1.41	0.00	0.00	0.47
3 X 2	0	2	1	1	1	3	0	0	8
	0.00	0.94	0.47	0.47	0.47	1.41	0.00	0.00	3.76
	0.00	25.00	12.50	12.50	12.50	37.50	0.00	0.00	100.00
	0.00	6.45	4.35	2.70	2.00	4.23	0.00	0.00	3.76
3 X 3	0	7	2	7	6	7	0	0	29
	0.00	3.29	0.94	3.29	2.82	3.29	0.00	0.00	13.62
	0.00	24.14	6.90	24.14	20.69	24.14	0.00	0.00	100.00
	0.00	22.58	8.70	18.92	12.00	9.86	0.00	0.00	13.62
4 X 1	0	0	0	1	0	0	0	0	1
	0.00	0.00	0.00	0.47	0.00	0.00	0.00	0.00	0.47
	0.00	0.00	0.00	100.00	0.00	0.00	0.00	0.00	100.00
	0.00	0.00	0.00	2.70	0.00	0.00	0.00	0.00	0.47
4 X 3	0	1	0	1	2	1	0	0	5
	0.00	0.47	0.00	0.47	0.94	0.47	0.00	0.00	2.35
	0.00	20.00	0.00	20.00	40.00	20.00	0.00	0.00	100.00
	0.00	3.23	0.00	2.70	4.00	1.41	0.00	0.00	2.35

1994 WHITETAIL DEER ANTLER STATISTICS BY TIME PERIOD

DISTRICT 122 (CONTINUED)

FREQ	09/01	10/23	10/30	11/06	11/13	11/20	11/28	UNKWN	TOTAL
TOT%	TO	TO	TO	TO	TO	TO	TO		
ROW%	10/22	10/29	11/05	11/12	11/19	11/27	01/15		
COL%									
4 X 4	0	7	3	11	10	29	0	0	60
	0.00	3.29	1.41	5.16	4.69	13.62	0.00	0.00	28.17
	0.00	11.67	5.00	18.33	16.67	48.33	0.00	0.00	100.00
	0.00	22.58	13.04	29.73	20.00	40.85	0.00	0.00	28.17
5 X 4	0	0	0	0	2	6	0	0	8
	0.00	0.00	0.00	0.00	0.94	2.82	0.00	0.00	3.76
	0.00	0.00	0.00	0.00	25.00	75.00	0.00	0.00	100.00
	0.00	0.00	0.00	0.00	4.00	8.45	0.00	0.00	3.76
5 X 5	0	0	2	4	10	8	0	0	24
	0.00	0.00	0.94	1.88	4.69	3.76	0.00	0.00	11.27
	0.00	0.00	8.33	16.67	41.67	33.33	0.00	0.00	100.00
	0.00	0.00	8.70	10.81	20.00	11.27	0.00	0.00	11.27
6 X 4	0	0	0	0	1	1	0	0	2
	0.00	0.00	0.00	0.00	0.47	0.47	0.00	0.00	0.94
	0.00	0.00	0.00	0.00	50.00	50.00	0.00	0.00	100.00
	0.00	0.00	0.00	0.00	2.00	1.41	0.00	0.00	0.94
6 X 5	0	0	1	1	2	2	1	0	7
	0.00	0.00	0.47	0.47	0.94	0.94	0.47	0.00	3.29
	0.00	0.00	14.29	14.29	28.57	28.57	14.29	0.00	100.00
	0.00	0.00	4.35	2.70	4.00	2.82	100.00	0.00	3.29
6 X 6	0	0	1	0	1	1	0	0	3
	0.00	0.00	0.47	0.00	0.47	0.47	0.00	0.00	1.41
	0.00	0.00	33.33	0.00	33.33	33.33	0.00	0.00	100.00
	0.00	0.00	4.35	0.00	2.00	1.41	0.00	0.00	1.41
7 X 5	0	0	0	0	0	1	0	0	1
	0.00	0.00	0.00	0.00	0.00	0.47	0.00	0.00	0.47
	0.00	0.00	0.00	0.00	0.00	100.00	0.00	0.00	100.00
	0.00	0.00	0.00	0.00	0.00	1.41	0.00	0.00	0.47
7 X 6	0	0	0	0	0	1	0	0	1
	0.00	0.00	0.00	0.00	0.00	0.47	0.00	0.00	0.47
	0.00	0.00	0.00	0.00	0.00	100.00	0.00	0.00	100.00
	0.00	0.00	0.00	0.00	0.00	1.41	0.00	0.00	0.47
9 X 5	0	0	0	0	1	0	0	0	1
	0.00	0.00	0.00	0.00	0.47	0.00	0.00	0.00	0.47
	0.00	0.00	0.00	0.00	100.00	0.00	0.00	0.00	100.00
	0.00	0.00	0.00	0.00	2.00	0.00	0.00	0.00	0.47

1994 WHITETAIL DEER ANTLER STATISTICS BY TIME PERIOD

DISTRICT 122 (CONTINUED)

FREQ	09/01	10/23	10/30	11/06	11/13	11/20	11/28	UNKWN	TOTAL
TOT%	TO	TO	TO	TO	TO	TO	TO		
ROW%	10/22	10/29	11/05	11/12	11/19	11/27	01/15		
COL%									
9 X 7	0	0	0	0	0	1	0	0	1
	0.00	0.00	0.00	0.00	0.00	0.47	0.00	0.00	0.47
	0.00	0.00	0.00	0.00	0.00	100.00	0.00	0.00	100.00
	0.00	0.00	0.00	0.00	0.00	1.41	0.00	0.00	0.47
9 X 8	0	0	0	0	1	0	0	0	1
	0.00	0.00	0.00	0.00	0.47	0.00	0.00	0.00	0.47
	0.00	0.00	0.00	0.00	100.00	0.00	0.00	0.00	100.00
	0.00	0.00	0.00	0.00	2.00	0.00	0.00	0.00	0.47
TOTAL	0	31	23	37	50	71	1	0	213
ANTLRD	0.00	14.55	10.80	17.37	23.47	33.33	0.47	0.00	100.00
	0.00	14.55	10.80	17.37	23.47	33.33	0.47	0.00	100.00
	0.00	100.00	100.00	100.00	100.00	100.00	100.00	0.00	100.00

1994 WHITETAIL DEER ANTLER STATISTICS BY TIME PERIOD

DISTRICT 123

FREQ TOT% ROW% COL%	09/01 TO 10/22	10/23 TO 10/29	10/30 TO 11/05	11/06 TO 11/12	11/13 TO 11/19	11/20 TO 11/27	11/28 TO 01/15	UNKWN	TOTAL
ANTLSS	0 0.00 0.00 0.00	9 27.27 27.27 100.00	6 18.18 18.18 100.00	8 24.24 24.24 100.00	6 18.18 18.18 100.00	4 12.12 12.12 100.00	0 0.00 0.00 0.00	0 0.00 0.00 0.00	33 100.00 100.00 100.00
1 X 1	0 0.00 0.00 0.00	0 0.00 0.00 0.00	0 0.00 0.00 0.00	1 1.92 25.00 14.29	1 1.92 25.00 6.67	2 3.85 50.00 11.11	0 0.00 0.00 0.00	0 0.00 0.00 0.00	4 7.69 100.00 7.69
2 X 2	0 0.00 0.00 0.00	2 3.85 25.00 40.00	0 0.00 0.00 0.00	0 0.00 0.00 0.00	2 3.85 25.00 13.33	4 7.69 50.00 22.22	0 0.00 0.00 0.00	0 0.00 0.00 0.00	8 15.38 100.00 15.38
3 X 2	0 0.00 0.00 0.00	0 0.00 0.00 0.00	0 0.00 0.00 0.00	1 1.92 50.00 14.29	1 1.92 50.00 6.67	0 0.00 0.00 0.00	0 0.00 0.00 0.00	0 0.00 0.00 0.00	2 3.85 100.00 3.85
3 X 3	0 0.00 0.00 0.00	0 0.00 0.00 0.00	2 3.85 40.00 28.57	2 3.85 40.00 28.57	1 1.92 20.00 6.67	0 0.00 0.00 0.00	0 0.00 0.00 0.00	0 0.00 0.00 0.00	5 9.62 100.00 9.62
4 X -	0 0.00 0.00 0.00	0 0.00 0.00 0.00	0 0.00 0.00 0.00	1 1.92 50.00 14.29	1 1.92 50.00 6.67	0 0.00 0.00 0.00	0 0.00 0.00 0.00	0 0.00 0.00 0.00	2 3.85 100.00 3.85
4 X 1	0 0.00 0.00 0.00	0 0.00 0.00 0.00	0 0.00 0.00 0.00	0 0.00 0.00 0.00	0 0.00 0.00 0.00	1 1.92 100.00 5.56	0 0.00 0.00 0.00	0 0.00 0.00 0.00	1 1.92 100.00 1.92
4 X 3	0 0.00 0.00 0.00	0 0.00 0.00 0.00	0 0.00 0.00 0.00	0 0.00 0.00 0.00	1 1.92 100.00 6.67	0 0.00 0.00 0.00	0 0.00 0.00 0.00	0 0.00 0.00 0.00	1 1.92 100.00 1.92
4 X 4	0 0.00 0.00 0.00	1 1.92 7.69 20.00	4 7.69 30.77 57.14	0 0.00 0.00 0.00	3 5.77 23.08 20.00	5 9.62 38.46 27.78	0 0.00 0.00 0.00	0 0.00 0.00 0.00	13 25.00 100.00 25.00

1994 WHITETAIL DEER ANTLER STATISTICS BY TIME PERIOD

DISTRICT 123 (CONTINUED)

FREQ	09/01	10/23	10/30	11/06	11/13	11/20	11/28	UNKWN	TOTAL
TOT%	TO	TO	TO	TO	TO	TO	TO		
ROW%	10/22	10/29	11/05	11/12	11/19	11/27	01/15		
COL%									
5 X 4	0	0	0	0	2	0	0	0	2
	0.00	0.00	0.00	0.00	3.85	0.00	0.00	0.00	3.85
	0.00	0.00	0.00	0.00	100.00	0.00	0.00	0.00	100.00
	0.00	0.00	0.00	0.00	13.33	0.00	0.00	0.00	3.85
5 X 5	0	1	1	1	2	4	0	0	9
	0.00	1.92	1.92	1.92	3.85	7.69	0.00	0.00	17.31
	0.00	11.11	11.11	11.11	22.22	44.44	0.00	0.00	100.00
	0.00	20.00	14.29	14.29	13.33	22.22	0.00	0.00	17.31
6 X 5	0	1	0	0	1	1	0	0	3
	0.00	1.92	0.00	0.00	1.92	1.92	0.00	0.00	5.77
	0.00	33.33	0.00	0.00	33.33	33.33	0.00	0.00	100.00
	0.00	20.00	0.00	0.00	6.67	5.56	0.00	0.00	5.77
6 X 6	0	0	0	1	0	0	0	0	1
	0.00	0.00	0.00	1.92	0.00	0.00	0.00	0.00	1.92
	0.00	0.00	0.00	100.00	0.00	0.00	0.00	0.00	100.00
	0.00	0.00	0.00	14.29	0.00	0.00	0.00	0.00	1.92
7 X 5	0	0	0	0	0	1	0	0	1
	0.00	0.00	0.00	0.00	0.00	1.92	0.00	0.00	1.92
	0.00	0.00	0.00	0.00	0.00	100.00	0.00	0.00	100.00
	0.00	0.00	0.00	0.00	0.00	5.56	0.00	0.00	1.92
TOTAL	0	5	7	7	15	18	0	0	52
ANTLRD	0.00	9.62	13.46	13.46	28.85	34.62	0.00	0.00	100.00
	0.00	9.62	13.46	13.46	28.85	34.62	0.00	0.00	100.00
	0.00	100.00	100.00	100.00	100.00	100.00	0.00	0.00	100.00

1994 WHITETAIL DEER ANTLER STATISTICS BY TIME PERIOD

DISTRICT 124

FREQ	09/01	10/23	10/30	11/06	11/13	11/20	11/28	UNKWN	TOTAL
TOT%	TO	TO	TO	TO	TO	TO	TO		
ROW%	10/22	10/29	11/05	11/12	11/19	11/27	01/15		
COL%									
ANTLSS	1	13	11	8	5	8	0	1	47
	2.13	27.66	23.40	17.02	10.64	17.02	0.00	2.13	100.00
	2.13	27.66	23.40	17.02	10.64	17.02	0.00	2.13	100.00
	100.00	100.00	100.00	100.00	100.00	100.00	0.00	100.00	100.00
1 X 1	0	1	1	0	0	3	0	0	5
	0.00	2.78	2.78	0.00	0.00	8.33	0.00	0.00	13.89
	0.00	20.00	20.00	0.00	0.00	60.00	0.00	0.00	100.00
	0.00	33.33	20.00	0.00	0.00	21.43	0.00	0.00	13.89
2 X 2	0	1	3	2	3	0	0	0	9
	0.00	2.78	8.33	5.56	8.33	0.00	0.00	0.00	25.00
	0.00	11.11	33.33	22.22	33.33	0.00	0.00	0.00	100.00
	0.00	33.33	60.00	28.57	50.00	0.00	0.00	0.00	25.00
3 X 2	0	0	1	0	0	0	0	0	1
	0.00	0.00	2.78	0.00	0.00	0.00	0.00	0.00	2.78
	0.00	0.00	100.00	0.00	0.00	0.00	0.00	0.00	100.00
	0.00	0.00	20.00	0.00	0.00	0.00	0.00	0.00	2.78
3 X 3	0	0	0	1	0	0	0	0	1
	0.00	0.00	0.00	2.78	0.00	0.00	0.00	0.00	2.78
	0.00	0.00	0.00	100.00	0.00	0.00	0.00	0.00	100.00
	0.00	0.00	0.00	14.29	0.00	0.00	0.00	0.00	2.78
4 X 3	0	0	0	0	1	1	0	0	2
	0.00	0.00	0.00	0.00	2.78	2.78	0.00	0.00	5.56
	0.00	0.00	0.00	0.00	50.00	50.00	0.00	0.00	100.00
	0.00	0.00	0.00	0.00	16.67	7.14	0.00	0.00	5.56
4 X 4	1	1	0	4	2	5	0	0	13
	2.78	2.78	0.00	11.11	5.56	13.89	0.00	0.00	36.11
	7.69	7.69	0.00	30.77	15.38	38.46	0.00	0.00	100.00
	100.00	33.33	0.00	57.14	33.33	35.71	0.00	0.00	36.11
5 X 4	0	0	0	0	0	1	0	0	1
	0.00	0.00	0.00	0.00	0.00	2.78	0.00	0.00	2.78
	0.00	0.00	0.00	0.00	0.00	100.00	0.00	0.00	100.00
	0.00	0.00	0.00	0.00	0.00	7.14	0.00	0.00	2.78
5 X 5	0	0	0	0	0	2	0	0	2
	0.00	0.00	0.00	0.00	0.00	5.56	0.00	0.00	5.56
	0.00	0.00	0.00	0.00	0.00	100.00	0.00	0.00	100.00
	0.00	0.00	0.00	0.00	0.00	14.29	0.00	0.00	5.56

1994 WHITETAIL DEER ANTLER STATISTICS BY TIME PERIOD

DISTRICT 124 (CONTINUED)

FREQ	09/01	10/23	10/30	11/06	11/13	11/20	11/28	UNKWN	TOTAL
TOT%	TO	TO	TO	TO	TO	TO	TO		
ROW%	10/22	10/29	11/05	11/12	11/19	11/27	01/15		
COL%									
6 X 4	0	0	0	0	0	1	0	0	1
	0.00	0.00	0.00	0.00	0.00	2.78	0.00	0.00	2.78
	0.00	0.00	0.00	0.00	0.00	100.00	0.00	0.00	100.00
	0.00	0.00	0.00	0.00	0.00	7.14	0.00	0.00	2.78
9 X 5	0	0	0	0	0	1	0	0	1
	0.00	0.00	0.00	0.00	0.00	2.78	0.00	0.00	2.78
	0.00	0.00	0.00	0.00	0.00	100.00	0.00	0.00	100.00
	0.00	0.00	0.00	0.00	0.00	7.14	0.00	0.00	2.78
TOTAL	1	3	5	7	6	14	0	0	36
ANTLRD	2.78	8.33	13.89	19.44	16.67	38.89	0.00	0.00	100.00
	2.78	8.33	13.89	19.44	16.67	38.89	0.00	0.00	100.00
	100.00	100.00	100.00	100.00	100.00	100.00	0.00	0.00	100.00

1994 WHITETAIL DEER ANTLER STATISTICS BY TIME PERIOD

DISTRICT 130

FREQ	09/01	10/23	10/30	11/06	11/13	11/20	11/28	UNKWN	TOTAL
TOT%	TO	TO	TO	TO	TO	TO	TO		
ROW%	10/22	10/29	11/05	11/12	11/19	11/27	01/15		
COL%									
ANTLSS	3	64	41	31	22	24	0	0	185
	1.62	34.59	22.16	16.76	11.89	12.97	0.00	0.00	100.00
	1.62	34.59	22.16	16.76	11.89	12.97	0.00	0.00	100.00
	100.00	100.00	100.00	100.00	100.00	100.00	0.00	0.00	100.00
1 X 1	0	6	11	4	8	7	0	1	37
	0.00	2.34	4.30	1.56	3.13	2.73	0.00	0.39	14.45
	0.00	16.22	29.73	10.81	21.62	18.92	0.00	2.70	100.00
	0.00	15.38	34.38	12.12	15.38	7.53	0.00	25.00	14.45
2 X 1	1	3	0	1	0	2	0	0	7
	0.39	1.17	0.00	0.39	0.00	0.78	0.00	0.00	2.73
	14.29	42.86	0.00	14.29	0.00	28.57	0.00	0.00	100.00
	33.33	7.69	0.00	3.03	0.00	2.15	0.00	0.00	2.73
2 X 2	1	8	7	4	8	14	0	1	43
	0.39	3.13	2.73	1.56	3.13	5.47	0.00	0.39	16.80
	2.33	18.60	16.28	9.30	18.60	32.56	0.00	2.33	100.00
	33.33	20.51	21.88	12.12	15.38	15.05	0.00	25.00	16.80
3 X -	0	1	0	0	0	0	0	0	1
	0.00	0.39	0.00	0.00	0.00	0.00	0.00	0.00	0.39
	0.00	100.00	0.00	0.00	0.00	0.00	0.00	0.00	100.00
	0.00	2.56	0.00	0.00	0.00	0.00	0.00	0.00	0.39
3 X 2	0	1	1	2	0	2	0	0	6
	0.00	0.39	0.39	0.78	0.00	0.78	0.00	0.00	2.34
	0.00	16.67	16.67	33.33	0.00	33.33	0.00	0.00	100.00
	0.00	2.56	3.13	6.06	0.00	2.15	0.00	0.00	2.34
3 X 3	0	10	4	2	8	16	0	1	41
	0.00	3.91	1.56	0.78	3.13	6.25	0.00	0.39	16.02
	0.00	24.39	9.76	4.88	19.51	39.02	0.00	2.44	100.00
	0.00	25.64	12.50	6.06	15.38	17.20	0.00	25.00	16.02
4 X 1	0	0	0	0	0	1	0	0	1
	0.00	0.00	0.00	0.00	0.00	0.39	0.00	0.00	0.39
	0.00	0.00	0.00	0.00	0.00	100.00	0.00	0.00	100.00
	0.00	0.00	0.00	0.00	0.00	1.08	0.00	0.00	0.39
4 X 2	0	0	0	1	0	1	0	0	2
	0.00	0.00	0.00	0.39	0.00	0.39	0.00	0.00	0.78
	0.00	0.00	0.00	50.00	0.00	50.00	0.00	0.00	100.00
	0.00	0.00	0.00	3.03	0.00	1.08	0.00	0.00	0.78

1994 WHITETAIL DEER ANTLER STATISTICS BY TIME PERIOD

DISTRICT 130 (CONTINUED)

FREQ	09/01	10/23	10/30	11/06	11/13	11/20	11/28	UNKWN	TOTAL
TOT%	TO	TO	TO	TO	TO	TO	TO		
ROW%	10/22	10/29	11/05	11/12	11/19	11/27	01/15		
COL%									
4 X 3	0	1	1	2	1	5	0	0	10
	0.00	0.39	0.39	0.78	0.39	1.95	0.00	0.00	3.91
	0.00	10.00	10.00	20.00	10.00	50.00	0.00	0.00	100.00
	0.00	2.56	3.13	6.06	1.92	5.38	0.00	0.00	3.91
4 X 4	0	8	3	9	16	30	0	1	67
	0.00	3.13	1.17	3.52	6.25	11.72	0.00	0.39	26.17
	0.00	11.94	4.48	13.43	23.88	44.78	0.00	1.49	100.00
	0.00	20.51	9.38	27.27	30.77	32.26	0.00	25.00	26.17
5 X 4	0	0	4	3	3	2	0	0	12
	0.00	0.00	1.56	1.17	1.17	0.78	0.00	0.00	4.69
	0.00	0.00	33.33	25.00	25.00	16.67	0.00	0.00	100.00
	0.00	0.00	12.50	9.09	5.77	2.15	0.00	0.00	4.69
5 X 5	1	1	1	5	6	11	0	0	25
	0.39	0.39	0.39	1.95	2.34	4.30	0.00	0.00	9.77
	4.00	4.00	4.00	20.00	24.00	44.00	0.00	0.00	100.00
	33.33	2.56	3.13	15.15	11.54	11.83	0.00	0.00	9.77
6 X 5	0	0	0	0	1	2	0	0	3
	0.00	0.00	0.00	0.00	0.39	0.78	0.00	0.00	1.17
	0.00	0.00	0.00	0.00	33.33	66.67	0.00	0.00	100.00
	0.00	0.00	0.00	0.00	1.92	2.15	0.00	0.00	1.17
7 X 6	0	0	0	0	1	0	0	0	1
	0.00	0.00	0.00	0.00	0.39	0.00	0.00	0.00	0.39
	0.00	0.00	0.00	0.00	100.00	0.00	0.00	0.00	100.00
	0.00	0.00	0.00	0.00	1.92	0.00	0.00	0.00	0.39
TOTAL	3	39	32	33	52	93	0	4	256
ANTLRD	1.17	15.23	12.50	12.89	20.31	36.33	0.00	1.56	100.00
	1.17	15.23	12.50	12.89	20.31	36.33	0.00	1.56	100.00
	100.00	100.00	100.00	100.00	100.00	100.00	0.00	100.00	100.00

1994 WHITETAIL DEER ANTLER STATISTICS BY TIME PERIOD

DISTRICT 132

FREQ	09/01	10/23	10/30	11/06	11/13	11/20	11/28	UNKWN	TOTAL
TOT%	TO	TO	TO	TO	TO	TO	TO		
ROW%	10/22	10/29	11/05	11/12	11/19	11/27	01/15		
COL%									
ANTLSS	3	19	21	19	9	30	1	0	102
	2.94	18.63	20.59	18.63	8.82	29.41	0.98	0.00	100.00
	2.94	18.63	20.59	18.63	8.82	29.41	0.98	0.00	100.00
	100.00	100.00	100.00	100.00	100.00	100.00	100.00	0.00	100.00
1 X 1	0	5	2	4	2	5	0	1	19
	0.00	3.50	1.40	2.80	1.40	3.50	0.00	0.70	13.29
	0.00	26.32	10.53	21.05	10.53	26.32	0.00	5.26	100.00
	0.00	27.78	10.53	20.00	6.67	9.26	0.00	100.00	13.29
2 X 1	0	0	1	0	0	0	0	0	1
	0.00	0.00	0.70	0.00	0.00	0.00	0.00	0.00	0.70
	0.00	0.00	100.00	0.00	0.00	0.00	0.00	0.00	100.00
	0.00	0.00	5.26	0.00	0.00	0.00	0.00	0.00	0.70
2 X 2	1	4	6	2	3	6	0	0	22
	0.70	2.80	4.20	1.40	2.10	4.20	0.00	0.00	15.38
	4.55	18.18	27.27	9.09	13.64	27.27	0.00	0.00	100.00
	100.00	22.22	31.58	10.00	10.00	11.11	0.00	0.00	15.38
3 X -	0	0	0	0	0	1	0	0	1
	0.00	0.00	0.00	0.00	0.00	0.70	0.00	0.00	0.70
	0.00	0.00	0.00	0.00	0.00	100.00	0.00	0.00	100.00
	0.00	0.00	0.00	0.00	0.00	1.85	0.00	0.00	0.70
3 X 2	0	0	1	1	0	3	0	0	5
	0.00	0.00	0.70	0.70	0.00	2.10	0.00	0.00	3.50
	0.00	0.00	20.00	20.00	0.00	60.00	0.00	0.00	100.00
	0.00	0.00	5.26	5.00	0.00	5.56	0.00	0.00	3.50
3 X 3	0	4	3	0	3	4	0	0	14
	0.00	2.80	2.10	0.00	2.10	2.80	0.00	0.00	9.79
	0.00	28.57	21.43	0.00	21.43	28.57	0.00	0.00	100.00
	0.00	22.22	15.79	0.00	10.00	7.41	0.00	0.00	9.79
4 X 3	0	0	0	0	4	4	0	0	8
	0.00	0.00	0.00	0.00	2.80	2.80	0.00	0.00	5.59
	0.00	0.00	0.00	0.00	50.00	50.00	0.00	0.00	100.00
	0.00	0.00	0.00	0.00	13.33	7.41	0.00	0.00	5.59
4 X 4	0	4	1	9	9	13	0	0	36
	0.00	2.80	0.70	6.29	6.29	9.09	0.00	0.00	25.17
	0.00	11.11	2.78	25.00	25.00	36.11	0.00	0.00	100.00
	0.00	22.22	5.26	45.00	30.00	24.07	0.00	0.00	25.17

1994 WHITETAIL DEER ANTLER STATISTICS BY TIME PERIOD

DISTRICT 132 (CONTINUED)

FREQ TOT% ROW% COL%	09/01 TO 10/22	10/23 TO 10/29	10/30 TO 11/05	11/06 TO 11/12	11/13 TO 11/19	11/20 TO 11/27	11/28 TO 01/15	UNKWN	TOTAL
5 X 4	0 0.00 0.00 0.00	0 0.00 0.00 0.00	0 0.00 0.00 0.00	1 0.70 10.00 5.00	3 2.10 30.00 10.00	6 4.20 60.00 11.11	0 0.00 0.00 0.00	0 0.00 0.00 0.00	10 6.99 100.00 6.99
5 X 5	0 0.00 0.00 0.00	1 0.70 6.25 5.56	3 2.10 18.75 15.79	1 0.70 6.25 5.00	4 2.80 25.00 13.33	7 4.90 43.75 12.96	0 0.00 0.00 0.00	0 0.00 0.00 0.00	16 11.19 100.00 11.19
6 X 5	0 0.00 0.00 0.00	0 0.00 0.00 0.00	0 0.00 0.00 0.00	1 0.70 20.00 5.00	1 0.70 20.00 3.33	3 2.10 60.00 5.56	0 0.00 0.00 0.00	0 0.00 0.00 0.00	5 3.50 100.00 3.50
7 X 5	0 0.00 0.00 0.00	0 0.00 0.00 0.00	1 0.70 100.00 5.26	0 0.00 0.00 0.00	0 0.00 0.00 0.00	0 0.00 0.00 0.00	0 0.00 0.00 0.00	0 0.00 0.00 0.00	1 0.70 100.00 0.70
7 X 6	0 0.00 0.00 0.00	0 0.00 0.00 0.00	0 0.00 0.00 0.00	1 0.70 50.00 5.00	1 0.70 50.00 3.33	0 0.00 0.00 0.00	0 0.00 0.00 0.00	0 0.00 0.00 0.00	2 1.40 100.00 1.40
7 X 7	0 0.00 0.00 0.00	0 0.00 0.00 0.00	1 0.70 100.00 5.26	0 0.00 0.00 0.00	0 0.00 0.00 0.00	0 0.00 0.00 0.00	0 0.00 0.00 0.00	0 0.00 0.00 0.00	1 0.70 100.00 0.70
8 X 5	0 0.00 0.00 0.00	0 0.00 0.00 0.00	0 0.00 0.00 0.00	0 0.00 0.00 0.00	0 0.00 0.00 0.00	1 0.70 100.00 1.85	0 0.00 0.00 0.00	0 0.00 0.00 0.00	1 0.70 100.00 0.70
9 X 7	0 0.00 0.00 0.00	0 0.00 0.00 0.00	0 0.00 0.00 0.00	0 0.00 0.00 0.00	0 0.00 0.00 0.00	1 0.70 100.00 1.85	0 0.00 0.00 0.00	0 0.00 0.00 0.00	1 0.70 100.00 0.70
TOTAL ANTLRD	1 0.70 0.70 100.00	18 12.59 12.59 100.00	19 13.29 13.29 100.00	20 13.99 13.99 100.00	30 20.98 20.98 100.00	54 37.76 37.76 100.00	0 0.00 0.00 0.00	1 0.70 0.70 100.00	143 100.00 100.00 100.00

1994 WHITETAIL DEER ANTLER STATISTICS BY TIME PERIOD

DISTRICT 140

FREQ TOT% ROW% COL%	09/01 TO 10/22	10/23 TO 10/29	10/30 TO 11/05	11/06 TO 11/12	11/13 TO 11/19	11/20 TO 11/27	11/28 TO 01/15	UNKWN	TOTAL
ANTLSS	0 0.00 0.00 0.00	4 50.00 50.00 100.00	1 12.50 12.50 100.00	1 12.50 12.50 100.00	0 0.00 0.00 0.00	2 25.00 25.00 100.00	0 0.00 0.00 0.00	0 0.00 0.00 0.00	8 100.00 100.00 100.00
1 X 1	0 0.00 0.00 0.00	0 0.00 0.00 0.00	0 0.00 0.00 0.00	0 0.00 0.00 0.00	0 0.00 0.00 0.00	2 12.50 100.00 50.00	0 0.00 0.00 0.00	0 0.00 0.00 0.00	2 12.50 100.00 12.50
2 X 2	0 0.00 0.00 0.00	0 0.00 0.00 0.00	0 0.00 0.00 0.00	2 12.50 66.67 40.00	1 6.25 33.33 33.33	0 0.00 0.00 0.00	0 0.00 0.00 0.00	0 0.00 0.00 0.00	3 18.75 100.00 18.75
3 X 2	0 0.00 0.00 0.00	0 0.00 0.00 0.00	2 12.50 100.00 100.00	0 0.00 0.00 0.00	0 0.00 0.00 0.00	0 0.00 0.00 0.00	0 0.00 0.00 0.00	0 0.00 0.00 0.00	2 12.50 100.00 12.50
3 X 3	0 0.00 0.00 0.00	1 6.25 33.33 50.00	0 0.00 0.00 0.00	1 6.25 33.33 20.00	1 6.25 33.33 33.33	0 0.00 0.00 0.00	0 0.00 0.00 0.00	0 0.00 0.00 0.00	3 18.75 100.00 18.75
4 X 4	0 0.00 0.00 0.00	0 0.00 0.00 0.00	0 0.00 0.00 0.00	2 12.50 50.00 40.00	1 6.25 25.00 33.33	1 6.25 25.00 25.00	0 0.00 0.00 0.00	0 0.00 0.00 0.00	4 25.00 100.00 25.00
5 X 5	0 0.00 0.00 0.00	1 6.25 50.00 50.00	0 0.00 0.00 0.00	0 0.00 0.00 0.00	0 0.00 0.00 0.00	1 6.25 50.00 25.00	0 0.00 0.00 0.00	0 0.00 0.00 0.00	2 12.50 100.00 12.50
TOTAL ANTLRD	0 0.00 0.00 0.00	2 12.50 12.50 100.00	2 12.50 12.50 100.00	5 31.25 31.25 100.00	3 18.75 18.75 100.00	4 25.00 25.00 100.00	0 0.00 0.00 0.00	0 0.00 0.00 0.00	16 100.00 100.00 100.00

1994 WHITETAIL DEER ANTLER STATISTICS BY TIME PERIOD

DISTRICT 141

FREQ	09/01	10/23	10/30	11/06	11/13	11/20	11/28	UNKWN	TOTAL
TOT%	TO	TO	TO	TO	TO	TO	TO		
ROW%	10/22	10/29	11/05	11/12	11/19	11/27	01/15		
COL%									
ANTLSS	0	2	1	0	1	0	0	0	4
	0.00	50.00	25.00	0.00	25.00	0.00	0.00	0.00	100.00
	0.00	50.00	25.00	0.00	25.00	0.00	0.00	0.00	100.00
	0.00	100.00	100.00	0.00	100.00	0.00	0.00	0.00	100.00
1 X 1	0	2	0	0	0	0	0	0	2
	0.00	28.57	0.00	0.00	0.00	0.00	0.00	0.00	28.57
	0.00	100.00	0.00	0.00	0.00	0.00	0.00	0.00	100.00
	0.00	40.00	0.00	0.00	0.00	0.00	0.00	0.00	28.57
2 X 2	0	1	0	0	0	0	0	0	1
	0.00	14.29	0.00	0.00	0.00	0.00	0.00	0.00	14.29
	0.00	100.00	0.00	0.00	0.00	0.00	0.00	0.00	100.00
	0.00	20.00	0.00	0.00	0.00	0.00	0.00	0.00	14.29
3 X 3	0	1	0	0	0	0	0	0	1
	0.00	14.29	0.00	0.00	0.00	0.00	0.00	0.00	14.29
	0.00	100.00	0.00	0.00	0.00	0.00	0.00	0.00	100.00
	0.00	20.00	0.00	0.00	0.00	0.00	0.00	0.00	14.29
4 X 4	0	1	0	0	0	0	0	0	1
	0.00	14.29	0.00	0.00	0.00	0.00	0.00	0.00	14.29
	0.00	100.00	0.00	0.00	0.00	0.00	0.00	0.00	100.00
	0.00	20.00	0.00	0.00	0.00	0.00	0.00	0.00	14.29
5 X 5	0	0	0	0	0	1	0	0	1
	0.00	0.00	0.00	0.00	0.00	14.29	0.00	0.00	14.29
	0.00	0.00	0.00	0.00	0.00	100.00	0.00	0.00	100.00
	0.00	0.00	0.00	0.00	0.00	100.00	0.00	0.00	14.29
6 X 6	0	0	1	0	0	0	0	0	1
	0.00	0.00	14.29	0.00	0.00	0.00	0.00	0.00	14.29
	0.00	0.00	100.00	0.00	0.00	0.00	0.00	0.00	100.00
	0.00	0.00	100.00	0.00	0.00	0.00	0.00	0.00	14.29
TOTAL ANTLRD	0	5	1	0	0	1	0	0	7
	0.00	71.43	14.29	0.00	0.00	14.29	0.00	0.00	100.00
	0.00	71.43	14.29	0.00	0.00	14.29	0.00	0.00	100.00
	0.00	100.00	100.00	0.00	0.00	100.00	0.00	0.00	100.00

1994 WHITETAIL DEER ANTLER STATISTICS BY TIME PERIOD

DISTRICT 150

FREQ	09/01	10/23	10/30	11/06	11/13	11/20	11/28	UNKWN	TOTAL
TOT%	TO	TO	TO	TO	TO	TO	TO		
ROW%	10/22	10/29	11/05	11/12	11/19	11/27	01/15		
COL%									
ANTLSS	2	0	0	0	0	1	0	0	3
	66.67	0.00	0.00	0.00	0.00	33.33	0.00	0.00	100.00
	66.67	0.00	0.00	0.00	0.00	33.33	0.00	0.00	100.00
	100.00	0.00	0.00	0.00	0.00	100.00	0.00	0.00	100.00
2 X 2	0	0	0	1	0	0	0	0	1
	0.00	0.00	0.00	20.00	0.00	0.00	0.00	0.00	20.00
	0.00	0.00	0.00	100.00	0.00	0.00	0.00	0.00	100.00
	0.00	0.00	0.00	50.00	0.00	0.00	0.00	0.00	20.00
3 X 3	0	0	0	0	0	1	0	0	1
	0.00	0.00	0.00	0.00	0.00	20.00	0.00	0.00	20.00
	0.00	0.00	0.00	0.00	0.00	100.00	0.00	0.00	100.00
	0.00	0.00	0.00	0.00	0.00	100.00	0.00	0.00	20.00
4 X 3	0	0	0	0	1	0	0	0	1
	0.00	0.00	0.00	0.00	20.00	0.00	0.00	0.00	20.00
	0.00	0.00	0.00	0.00	100.00	0.00	0.00	0.00	100.00
	0.00	0.00	0.00	0.00	100.00	0.00	0.00	0.00	20.00
4 X 4	1	0	0	1	0	0	0	0	2
	20.00	0.00	0.00	20.00	0.00	0.00	0.00	0.00	40.00
	50.00	0.00	0.00	50.00	0.00	0.00	0.00	0.00	100.00
	100.00	0.00	0.00	50.00	0.00	0.00	0.00	0.00	40.00
TOTAL ANTLRD	1	0	0	2	1	1	0	0	5
	20.00	0.00	0.00	40.00	20.00	20.00	0.00	0.00	100.00
	20.00	0.00	0.00	40.00	20.00	20.00	0.00	0.00	100.00
	100.00	0.00	0.00	100.00	100.00	100.00	0.00	0.00	100.00

1994 WHITETAIL DEER ANTLER STATISTICS BY TIME PERIOD

DISTRICT 151

FREQ	09/01	10/23	10/30	11/06	11/13	11/20	11/28	UNKWN	TOTAL
TOT%	TO	TO	TO	TO	TO	TO	TO		
ROW%	10/22	10/29	11/05	11/12	11/19	11/27	01/15		
COL%									
ANTLSS	0	0	1	0	0	0	0	0	1
	0.00	0.00	100.00	0.00	0.00	0.00	0.00	0.00	100.00
	0.00	0.00	100.00	0.00	0.00	0.00	0.00	0.00	100.00
	0.00	0.00	100.00	0.00	0.00	0.00	0.00	0.00	100.00
4 X 4	0	0	0	1	0	0	0	0	1
	0.00	0.00	0.00	100.00	0.00	0.00	0.00	0.00	100.00
	0.00	0.00	0.00	100.00	0.00	0.00	0.00	0.00	100.00
	0.00	0.00	0.00	100.00	0.00	0.00	0.00	0.00	100.00
TOTAL ANTLRD	0	0	0	1	0	0	0	0	1
	0.00	0.00	0.00	100.00	0.00	0.00	0.00	0.00	100.00
	0.00	0.00	0.00	100.00	0.00	0.00	0.00	0.00	100.00
	0.00	0.00	0.00	100.00	0.00	0.00	0.00	0.00	100.00

1994 WHITETAIL DEER ANTLER STATISTICS BY TIME PERIOD

DISTRICT 170

FREQ	09/01	10/23	10/30	11/06	11/13	11/20	11/28	UNKWN	TOTAL
TOT%	TO	TO	TO	TO	TO	TO	TO		
ROW%	10/22	10/29	11/05	11/12	11/19	11/27	01/15		
COL%									
ANTLSS	15	27	30	17	13	25	0	1	128
	11.72	21.09	23.44	13.28	10.16	19.53	0.00	0.78	100.00
	11.72	21.09	23.44	13.28	10.16	19.53	0.00	0.78	100.00
	100.00	100.00	100.00	100.00	100.00	100.00	0.00	100.00	100.00
1 X 1	0	1	2	0	1	2	0	0	6
	0.00	1.96	3.92	0.00	1.96	3.92	0.00	0.00	11.76
	0.00	16.67	33.33	0.00	16.67	33.33	0.00	0.00	100.00
	0.00	33.33	28.57	0.00	12.50	9.09	0.00	0.00	11.76
2 X 1	0	0	0	0	0	1	0	0	1
	0.00	0.00	0.00	0.00	0.00	1.96	0.00	0.00	1.96
	0.00	0.00	0.00	0.00	0.00	100.00	0.00	0.00	100.00
	0.00	0.00	0.00	0.00	0.00	4.55	0.00	0.00	1.96
2 X 2	0	1	1	1	0	1	0	0	4
	0.00	1.96	1.96	1.96	0.00	1.96	0.00	0.00	7.84
	0.00	25.00	25.00	25.00	0.00	25.00	0.00	0.00	100.00
	0.00	33.33	14.29	11.11	0.00	4.55	0.00	0.00	7.84
3 X 2	0	0	1	0	1	1	0	0	3
	0.00	0.00	1.96	0.00	1.96	1.96	0.00	0.00	5.88
	0.00	0.00	33.33	0.00	33.33	33.33	0.00	0.00	100.00
	0.00	0.00	14.29	0.00	12.50	4.55	0.00	0.00	5.88
3 X 3	0	0	0	0	0	2	0	0	2
	0.00	0.00	0.00	0.00	0.00	3.92	0.00	0.00	3.92
	0.00	0.00	0.00	0.00	0.00	100.00	0.00	0.00	100.00
	0.00	0.00	0.00	0.00	0.00	9.09	0.00	0.00	3.92
4 X 3	0	0	1	1	0	2	0	0	4
	0.00	0.00	1.96	1.96	0.00	3.92	0.00	0.00	7.84
	0.00	0.00	25.00	25.00	0.00	50.00	0.00	0.00	100.00
	0.00	0.00	14.29	11.11	0.00	9.09	0.00	0.00	7.84
4 X 4	0	1	1	4	3	7	0	0	16
	0.00	1.96	1.96	7.84	5.88	13.73	0.00	0.00	31.37
	0.00	6.25	6.25	25.00	18.75	43.75	0.00	0.00	100.00
	0.00	33.33	14.29	44.44	37.50	31.82	0.00	0.00	31.37
5 X 4	0	0	0	0	1	3	0	0	4
	0.00	0.00	0.00	0.00	1.96	5.88	0.00	0.00	7.84
	0.00	0.00	0.00	0.00	25.00	75.00	0.00	0.00	100.00
	0.00	0.00	0.00	0.00	12.50	13.64	0.00	0.00	7.84

1994 WHITETAIL DEER ANTLER STATISTICS BY TIME PERIOD

DISTRICT 170 (CONTINUED)

FREQ	09/01	10/23	10/30	11/06	11/13	11/20	11/28	UNKWN	TOTAL
TOT%	TO	TO	TO	TO	TO	TO	TO		
ROW%	10/22	10/29	11/05	11/12	11/19	11/27	01/15		
COL%									
5 X 5	2	0	1	1	0	2	0	0	6
	3.92	0.00	1.96	1.96	0.00	3.92	0.00	0.00	11.76
	33.33	0.00	16.67	16.67	0.00	33.33	0.00	0.00	100.00
	100.00	0.00	14.29	11.11	0.00	9.09	0.00	0.00	11.76
6 X 4	0	0	0	1	0	0	0	0	1
	0.00	0.00	0.00	1.96	0.00	0.00	0.00	0.00	1.96
	0.00	0.00	0.00	100.00	0.00	0.00	0.00	0.00	100.00
	0.00	0.00	0.00	11.11	0.00	0.00	0.00	0.00	1.96
6 X 5	0	0	0	1	2	1	0	0	4
	0.00	0.00	0.00	1.96	3.92	1.96	0.00	0.00	7.84
	0.00	0.00	0.00	25.00	50.00	25.00	0.00	0.00	100.00
	0.00	0.00	0.00	11.11	25.00	4.55	0.00	0.00	7.84
TOTAL	2	3	7	9	8	22	0	0	51
ANTLRD	3.92	5.88	13.73	17.65	15.69	43.14	0.00	0.00	100.00
	3.92	5.88	13.73	17.65	15.69	43.14	0.00	0.00	100.00
	100.00	100.00	100.00	100.00	100.00	100.00	0.00	0.00	100.00

1994 WHITETAIL DEER ANTLER STATISTICS BY TIME PERIOD

DISTRICT 1XX

FREQ	09/01	10/23	10/30	11/06	11/13	11/20	11/28	UNKWN	TOTAL
TOT%	TO	TO	TO	TO	TO	TO	TO		
ROW%	10/22	10/29	11/05	11/12	11/19	11/27	01/15		
COL%									
ANTLSS	2	2	0	0	0	1	0	0	5
	40.00	40.00	0.00	0.00	0.00	20.00	0.00	0.00	100.00
	40.00	40.00	0.00	0.00	0.00	20.00	0.00	0.00	100.00
	100.00	100.00	0.00	0.00	0.00	100.00	0.00	0.00	100.00
1 X 1	0	0	0	0	1	0	0	0	1
	0.00	0.00	0.00	0.00	11.11	0.00	0.00	0.00	11.11
	0.00	0.00	0.00	0.00	100.00	0.00	0.00	0.00	100.00
	0.00	0.00	0.00	0.00	20.00	0.00	0.00	0.00	11.11
2 X 2	0	0	0	0	1	0	0	0	1
	0.00	0.00	0.00	0.00	11.11	0.00	0.00	0.00	11.11
	0.00	0.00	0.00	0.00	100.00	0.00	0.00	0.00	100.00
	0.00	0.00	0.00	0.00	20.00	0.00	0.00	0.00	11.11
4 X -	0	0	0	0	0	0	0	1	1
	0.00	0.00	0.00	0.00	0.00	0.00	0.00	11.11	11.11
	0.00	0.00	0.00	0.00	0.00	0.00	0.00	100.00	100.00
	0.00	0.00	0.00	0.00	0.00	0.00	0.00	50.00	11.11
4 X 3	0	0	0	0	2	0	0	0	2
	0.00	0.00	0.00	0.00	22.22	0.00	0.00	0.00	22.22
	0.00	0.00	0.00	0.00	100.00	0.00	0.00	0.00	100.00
	0.00	0.00	0.00	0.00	40.00	0.00	0.00	0.00	22.22
4 X 4	0	0	0	0	0	2	0	0	2
	0.00	0.00	0.00	0.00	0.00	22.22	0.00	0.00	22.22
	0.00	0.00	0.00	0.00	0.00	100.00	0.00	0.00	100.00
	0.00	0.00	0.00	0.00	0.00	100.00	0.00	0.00	22.22
5 X 5	0	0	0	0	1	0	0	1	2
	0.00	0.00	0.00	0.00	11.11	0.00	0.00	11.11	22.22
	0.00	0.00	0.00	0.00	50.00	0.00	0.00	50.00	100.00
	0.00	0.00	0.00	0.00	20.00	0.00	0.00	50.00	22.22
TOTAL	0	0	0	0	5	2	0	2	9
ANTLRD	0.00	0.00	0.00	0.00	55.56	22.22	0.00	22.22	100.00
	0.00	0.00	0.00	0.00	55.56	22.22	0.00	22.22	100.00
	0.00	0.00	0.00	0.00	100.00	100.00	0.00	100.00	100.00

1994 WHITETAIL DEER ANTLER STATISTICS BY TIME PERIOD

REGION 1

FREQ	09/01	10/23	10/30	11/06	11/13	11/20	11/28	UNKWN	TOTAL
TOT%	TO	TO	TO	TO	TO	TO	TO		
ROW%	10/22	10/29	11/05	11/12	11/19	11/27	01/15		
COL%									
ANTLSS	61	761	529	286	192	294	2	6	2131
	2.86	35.71	24.82	13.42	9.01	13.80	0.09	0.28	100.00
	2.86	35.71	24.82	13.42	9.01	13.80	0.09	0.28	100.00
	100.00	100.00	100.00	100.00	100.00	100.00	100.00	100.00	100.00
1 X 1	3	58	49	48	34	62	0	3	257
	0.12	2.22	1.88	1.84	1.30	2.38	0.00	0.12	9.85
	1.17	22.57	19.07	18.68	13.23	24.12	0.00	1.17	100.00
	15.79	18.13	15.81	11.62	6.32	6.26	0.00	21.43	9.85
2 X 1	2	6	5	2	5	10	0	0	30
	0.08	0.23	0.19	0.08	0.19	0.38	0.00	0.00	1.15
	6.67	20.00	16.67	6.67	16.67	33.33	0.00	0.00	100.00
	10.53	1.88	1.61	0.48	0.93	1.01	0.00	0.00	1.15
2 X 2	5	75	72	68	70	106	0	1	397
	0.19	2.88	2.76	2.61	2.68	4.06	0.00	0.04	15.22
	1.26	18.89	18.14	17.13	17.63	26.70	0.00	0.25	100.00
	26.32	23.44	23.23	16.46	13.01	10.71	0.00	7.14	15.22
3 X -	0	1	0	0	0	2	0	0	3
	0.00	0.04	0.00	0.00	0.00	0.08	0.00	0.00	0.12
	0.00	33.33	0.00	0.00	0.00	66.67	0.00	0.00	100.00
	0.00	0.31	0.00	0.00	0.00	0.20	0.00	0.00	0.12
3 X 1	0	1	2	1	1	2	0	0	7
	0.00	0.04	0.08	0.04	0.04	0.08	0.00	0.00	0.27
	0.00	14.29	28.57	14.29	14.29	28.57	0.00	0.00	100.00
	0.00	0.31	0.65	0.24	0.19	0.20	0.00	0.00	0.27
3 X 2	0	13	17	18	9	21	0	0	78
	0.00	0.50	0.65	0.69	0.35	0.81	0.00	0.00	2.99
	0.00	16.67	21.79	23.08	11.54	26.92	0.00	0.00	100.00
	0.00	4.06	5.48	4.36	1.67	2.12	0.00	0.00	2.99
3 X 3	1	64	42	62	81	116	0	2	368
	0.04	2.45	1.61	2.38	3.11	4.45	0.00	0.08	14.11
	0.27	17.39	11.41	16.85	22.01	31.52	0.00	0.54	100.00
	5.26	20.00	13.55	15.01	15.06	11.72	0.00	14.29	14.11
4 X -	0	0	0	1	3	1	0	1	6
	0.00	0.00	0.00	0.04	0.12	0.04	0.00	0.04	0.23
	0.00	0.00	0.00	16.67	50.00	16.67	0.00	16.67	100.00
	0.00	0.00	0.00	0.24	0.56	0.10	0.00	7.14	0.23

1994 WHITETAIL DEER ANTLER STATISTICS BY TIME PERIOD

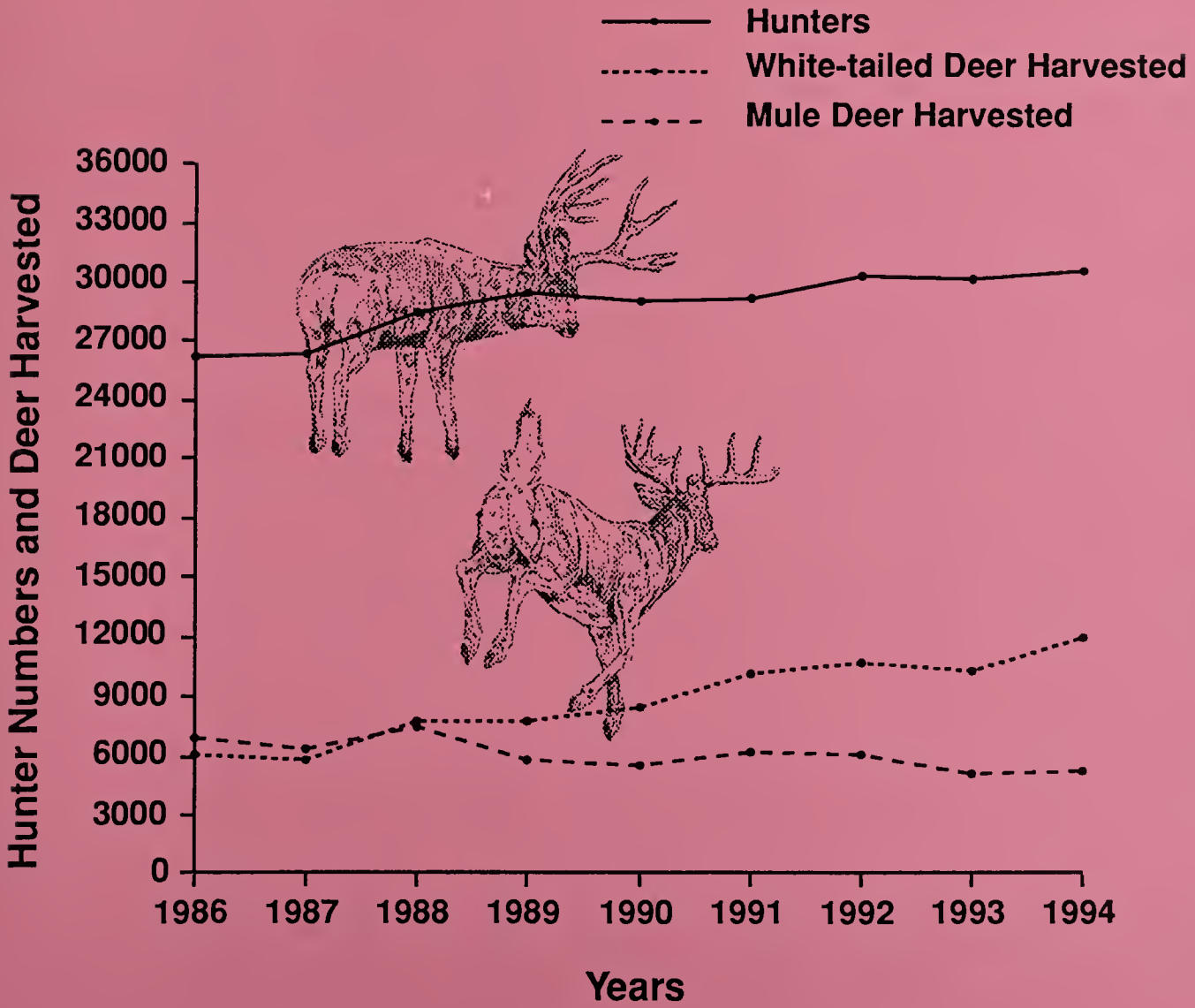
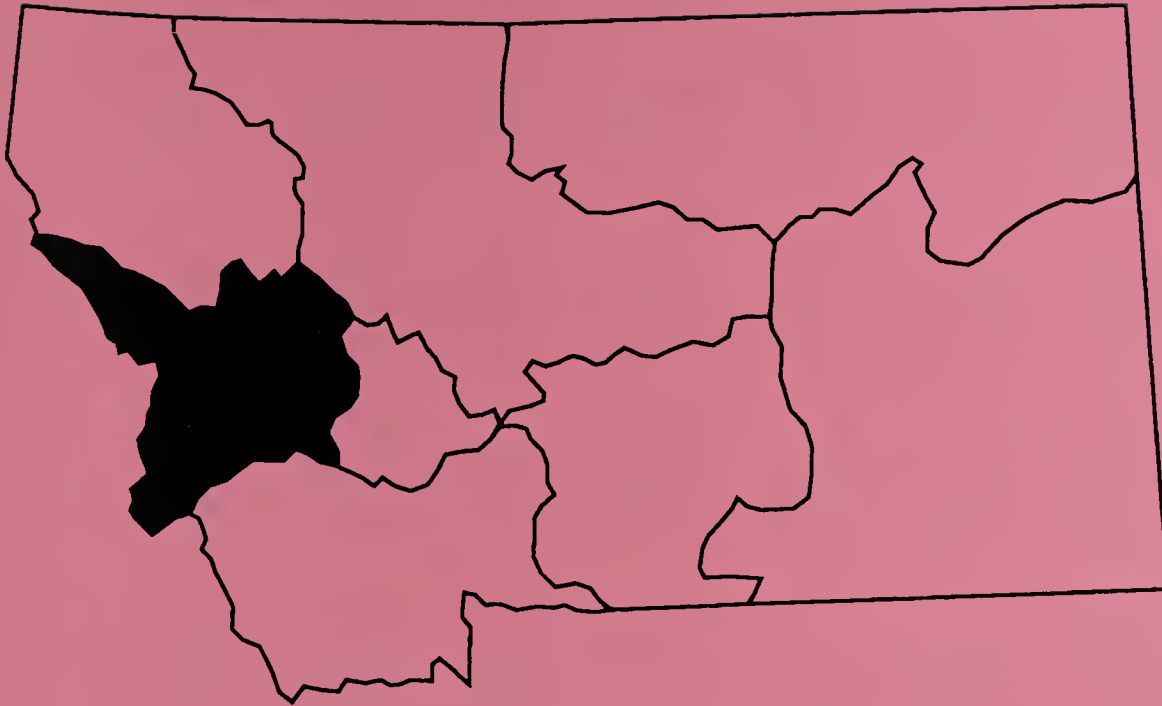
REGION 1 (CONTINUED)

FREQ	TOT%	09/01	10/23	10/30	11/06	11/13	11/20	11/28	UNKWN	TOTAL
ROW%	COL%	TO	TO	TO	TO	TO	TO	TO		
		10/22	10/29	11/05	11/12	11/19	11/27	01/15		
4 X 1		0	0	0	1	0	2	0	0	3
		0.00	0.00	0.00	0.04	0.00	0.08	0.00	0.00	0.12
		0.00	0.00	0.00	33.33	0.00	66.67	0.00	0.00	100.00
		0.00	0.00	0.00	0.24	0.00	0.20	0.00	0.00	0.12
4 X 2		0	0	1	1	0	4	0	1	7
		0.00	0.00	0.04	0.04	0.00	0.15	0.00	0.04	0.27
		0.00	0.00	14.29	14.29	0.00	57.14	0.00	14.29	100.00
		0.00	0.00	0.32	0.24	0.00	0.40	0.00	7.14	0.27
4 X 3		0	8	13	14	21	42	0	0	98
		0.00	0.31	0.50	0.54	0.81	1.61	0.00	0.00	3.76
		0.00	8.16	13.27	14.29	21.43	42.86	0.00	0.00	100.00
		0.00	2.50	4.19	3.39	3.90	4.24	0.00	0.00	3.76
4 X 4		3	68	61	116	154	302	2	2	708
		0.12	2.61	2.34	4.45	5.90	11.58	0.08	0.08	27.15
		0.42	9.60	8.62	16.38	21.75	42.66	0.28	0.28	100.00
		15.79	21.25	19.68	28.09	28.62	30.51	50.00	14.29	27.15
5 X 1		0	0	0	0	0	1	0	0	1
		0.00	0.00	0.00	0.00	0.00	0.04	0.00	0.00	0.04
		0.00	0.00	0.00	0.00	0.00	100.00	0.00	0.00	100.00
		0.00	0.00	0.00	0.00	0.00	0.10	0.00	0.00	0.04
5 X 2		0	0	0	1	0	0	0	0	1
		0.00	0.00	0.00	0.04	0.00	0.00	0.00	0.00	0.04
		0.00	0.00	0.00	100.00	0.00	0.00	0.00	0.00	100.00
		0.00	0.00	0.00	0.24	0.00	0.00	0.00	0.00	0.04
5 X 3		0	2	0	0	0	2	0	0	4
		0.00	0.08	0.00	0.00	0.00	0.08	0.00	0.00	0.15
		0.00	50.00	0.00	0.00	0.00	50.00	0.00	0.00	100.00
		0.00	0.63	0.00	0.00	0.00	0.20	0.00	0.00	0.15
5 X 4		0	5	16	18	39	74	0	1	153
		0.00	0.19	0.61	0.69	1.50	2.84	0.00	0.04	5.87
		0.00	3.27	10.46	11.76	25.49	48.37	0.00	0.65	100.00
		0.00	1.56	5.16	4.36	7.25	7.47	0.00	7.14	5.87
5 X 5		5	16	22	40	83	172	1	2	341
		0.19	0.61	0.84	1.53	3.18	6.60	0.04	0.08	13.08
		1.47	4.69	6.45	11.73	24.34	50.44	0.29	0.59	100.00
		26.32	5.00	7.10	9.69	15.43	17.37	25.00	14.29	13.08

1994 WHITETAIL DEER ANTLER STATISTICS BY TIME PERIOD

REGION 1 (CONTINUED)

FREQ	09/01	10/23	10/30	11/06	11/13	11/20	11/28	UNKWN	TOTAL
TOT%	TO	TO	TO	TO	TO	TO	TO		
ROW%	10/22	10/29	11/05	11/12	11/19	11/27	01/15		
COL%									
8 X 2	0	0	0	0	0	1	0	0	1
	0.00	0.00	0.00	0.00	0.00	0.04	0.00	0.00	0.04
	0.00	0.00	0.00	0.00	0.00	100.00	0.00	0.00	100.00
	0.00	0.00	0.00	0.00	0.00	0.10	0.00	0.00	0.04
8 X 5	0	0	0	0	0	1	0	0	1
	0.00	0.00	0.00	0.00	0.00	0.04	0.00	0.00	0.04
	0.00	0.00	0.00	0.00	0.00	100.00	0.00	0.00	100.00
	0.00	0.00	0.00	0.00	0.00	0.10	0.00	0.00	0.04
8 X 6	0	0	0	0	1	0	0	0	1
	0.00	0.00	0.00	0.00	0.04	0.00	0.00	0.00	0.04
	0.00	0.00	0.00	0.00	100.00	0.00	0.00	0.00	100.00
	0.00	0.00	0.00	0.00	0.19	0.00	0.00	0.00	0.04
8 X 7	0	0	0	1	0	0	0	0	1
	0.00	0.00	0.00	0.04	0.00	0.00	0.00	0.00	0.04
	0.00	0.00	0.00	100.00	0.00	0.00	0.00	0.00	100.00
	0.00	0.00	0.00	0.24	0.00	0.00	0.00	0.00	0.04
8 X 8	0	0	0	2	0	0	0	0	2
	0.00	0.00	0.00	0.08	0.00	0.00	0.00	0.00	0.08
	0.00	0.00	0.00	100.00	0.00	0.00	0.00	0.00	100.00
	0.00	0.00	0.00	0.48	0.00	0.00	0.00	0.00	0.08
9 X 5	0	0	0	0	2	2	0	0	4
	0.00	0.00	0.00	0.00	0.08	0.08	0.00	0.00	0.15
	0.00	0.00	0.00	0.00	50.00	50.00	0.00	0.00	100.00
	0.00	0.00	0.00	0.00	0.37	0.20	0.00	0.00	0.15
9 X 6	0	0	0	1	0	1	0	0	2
	0.00	0.00	0.00	0.04	0.00	0.04	0.00	0.00	0.08
	0.00	0.00	0.00	50.00	0.00	50.00	0.00	0.00	100.00
	0.00	0.00	0.00	0.24	0.00	0.10	0.00	0.00	0.08
9 X 7	0	0	1	0	0	2	0	0	3
	0.00	0.00	0.04	0.00	0.00	0.08	0.00	0.00	0.12
	0.00	0.00	33.33	0.00	0.00	66.67	0.00	0.00	100.00
	0.00	0.00	0.32	0.00	0.00	0.20	0.00	0.00	0.12
9 X 8	0	0	0	0	1	0	0	0	1
	0.00	0.00	0.00	0.00	0.04	0.00	0.00	0.00	0.04
	0.00	0.00	0.00	0.00	100.00	0.00	0.00	0.00	100.00
	0.00	0.00	0.00	0.00	0.19	0.00	0.00	0.00	0.04



1994 WHITETAIL DEER ANTLER STATISTICS BY TIME PERIOD

DISTRICT 200

FREQ	09/01	10/23	10/30	11/06	11/13	11/20	11/28	UNKWN	TOTAL
TOT%	TO	TO	TO	TO	TO	TO	TO		
ROW%	10/22	10/29	11/05	11/12	11/19	11/27	01/15		
COL%									
ANTLSS	1	19	11	15	6	8	0	0	60
	1.67	31.67	18.33	25.00	10.00	13.33	0.00	0.00	100.00
	1.67	31.67	18.33	25.00	10.00	13.33	0.00	0.00	100.00
	100.00	100.00	100.00	100.00	100.00	100.00	0.00	0.00	100.00
1 X 1	0	4	1	1	0	4	0	0	10
	0.00	6.78	1.69	1.69	0.00	6.78	0.00	0.00	16.95
	0.00	40.00	10.00	10.00	0.00	40.00	0.00	0.00	100.00
	0.00	36.36	12.50	14.29	0.00	21.05	0.00	0.00	16.95
2 X 1	0	0	0	0	0	1	0	0	1
	0.00	0.00	0.00	0.00	0.00	1.69	0.00	0.00	1.69
	0.00	0.00	0.00	0.00	0.00	100.00	0.00	0.00	100.00
	0.00	0.00	0.00	0.00	0.00	5.26	0.00	0.00	1.69
2 X 2	0	1	3	1	1	1	0	0	7
	0.00	1.69	5.08	1.69	1.69	1.69	0.00	0.00	11.86
	0.00	14.29	42.86	14.29	14.29	14.29	0.00	0.00	100.00
	0.00	9.09	37.50	14.29	7.14	5.26	0.00	0.00	11.86
3 X 3	0	1	0	1	4	2	0	0	8
	0.00	1.69	0.00	1.69	6.78	3.39	0.00	0.00	13.56
	0.00	12.50	0.00	12.50	50.00	25.00	0.00	0.00	100.00
	0.00	9.09	0.00	14.29	28.57	10.53	0.00	0.00	13.56
4 X 2	0	0	1	0	0	0	0	0	1
	0.00	0.00	1.69	0.00	0.00	0.00	0.00	0.00	1.69
	0.00	0.00	100.00	0.00	0.00	0.00	0.00	0.00	100.00
	0.00	0.00	12.50	0.00	0.00	0.00	0.00	0.00	1.69
4 X 3	0	1	1	0	2	1	0	0	5
	0.00	1.69	1.69	0.00	3.39	1.69	0.00	0.00	8.47
	0.00	20.00	20.00	0.00	40.00	20.00	0.00	0.00	100.00
	0.00	9.09	12.50	0.00	14.29	5.26	0.00	0.00	8.47
4 X 4	0	3	2	2	6	8	0	0	21
	0.00	5.08	3.39	3.39	10.17	13.56	0.00	0.00	35.59
	0.00	14.29	9.52	9.52	28.57	38.10	0.00	0.00	100.00
	0.00	27.27	25.00	28.57	42.86	42.11	0.00	0.00	35.59
5 X 5	0	1	0	2	0	2	0	0	5
	0.00	1.69	0.00	3.39	0.00	3.39	0.00	0.00	8.47
	0.00	20.00	0.00	40.00	0.00	40.00	0.00	0.00	100.00
	0.00	9.09	0.00	28.57	0.00	10.53	0.00	0.00	8.47

1994 WHITETAIL DEER ANTLER STATISTICS BY TIME PERIOD

DISTRICT 200 (CONTINUED)

FREQ	09/01	10/23	10/30	11/06	11/13	11/20	11/28	UNKWN	TOTAL
TOT%	TO	TO	TO	TO	TO	TO	TO		
ROW%	10/22	10/29	11/05	11/12	11/19	11/27	01/15		
COL%									
6 X 5	0	0	0	0	1	0	0	0	1
	0.00	0.00	0.00	0.00	1.69	0.00	0.00	0.00	1.69
	0.00	0.00	0.00	0.00	100.00	0.00	0.00	0.00	100.00
	0.00	0.00	0.00	0.00	7.14	0.00	0.00	0.00	1.69
TOTAL	0	11	8	7	14	19	0	0	59
ANTLRD	0.00	18.64	13.56	11.86	23.73	32.20	0.00	0.00	100.00
	0.00	18.64	13.56	11.86	23.73	32.20	0.00	0.00	100.00
	0.00	100.00	100.00	100.00	100.00	100.00	0.00	0.00	100.00

1994 WHITETAIL DEER ANTLER STATISTICS BY TIME PERIOD

DISTRICT 201

FREQ TOT% ROW% COL%	09/01 TO 10/22	10/23 TO 10/29	10/30 TO 11/05	11/06 TO 11/12	11/13 TO 11/19	11/20 TO 11/27	11/28 TO 01/15	UNKWN	TOTAL
ANTLSS	14 7.29 7.29 100.00	77 40.10 40.10 100.00	25 13.02 13.02 100.00	24 12.50 12.50 100.00	27 14.06 14.06 100.00	23 11.98 11.98 100.00	1 0.52 0.52 100.00	1 0.52 0.52 100.00	192 100.00 100.00 100.00
1 X 1	0 0.00 0.00 0.00	9 5.08 34.62 22.50	4 2.26 15.38 23.53	5 2.82 19.23 15.15	4 2.26 15.38 12.12	4 2.26 15.38 7.55	0 0.00 0.00 0.00	0 0.00 0.00 0.00	26 14.69 100.00 14.69
2 X 1	0 0.00 0.00 0.00	1 0.56 33.33 2.50	1 0.56 33.33 5.88	0 0.00 0.00 0.00	0 0.00 0.00 0.00	1 0.56 33.33 1.89	0 0.00 0.00 0.00	0 0.00 0.00 0.00	3 1.69 100.00 1.69
2 X 2	0 0.00 0.00 0.00	10 5.65 31.25 25.00	1 0.56 3.13 5.88	8 4.52 25.00 24.24	5 2.82 15.63 15.15	8 4.52 25.00 15.09	0 0.00 0.00 0.00	0 0.00 0.00 0.00	32 18.08 100.00 18.08
3 X 2	0 0.00 0.00 0.00	1 0.56 50.00 2.50	0 0.00 0.00 0.00	0 0.00 0.00 0.00	1 0.56 50.00 3.03	0 0.00 0.00 0.00	0 0.00 0.00 0.00	0 0.00 0.00 0.00	2 1.13 100.00 1.13
3 X 3	0 0.00 0.00 0.00	5 2.82 16.13 12.50	3 1.69 9.68 17.65	6 3.39 19.35 18.18	10 5.65 32.26 30.30	7 3.95 22.58 13.21	0 0.00 0.00 0.00	0 0.00 0.00 0.00	31 17.51 100.00 17.51
4 X 3	0 0.00 0.00 0.00	0 0.00 0.00 0.00	0 0.00 0.00 0.00	1 0.56 33.33 3.03	0 0.00 0.00 0.00	2 1.13 66.67 3.77	0 0.00 0.00 0.00	0 0.00 0.00 0.00	3 1.69 100.00 1.69
4 X 4	1 0.56 2.00 100.00	11 6.21 22.00 27.50	5 2.82 10.00 29.41	9 5.08 18.00 27.27	9 5.08 18.00 27.27	15 8.47 30.00 28.30	0 0.00 0.00 0.00	0 0.00 0.00 0.00	50 28.25 100.00 28.25
5 X 3	0 0.00 0.00 0.00	0 0.00 0.00 0.00	0 0.00 0.00 0.00	0 0.00 0.00 0.00	1 0.56 100.00 3.03	0 0.00 0.00 0.00	0 0.00 0.00 0.00	0 0.00 0.00 0.00	1 0.56 100.00 0.56

1994 WHITETAIL DEER ANTLER STATISTICS BY TIME PERIOD

DISTRICT 201 (CONTINUED)

FREQ	09/01	10/23	10/30	11/06	11/13	11/20	11/28	UNKWN	TOTAL
TOT%	TO	TO	TO	TO	TO	TO	TO		
ROW%	10/22	10/29	11/05	11/12	11/19	11/27	01/15		
COL%									
5 X 4	0	0	0	1	1	4	0	0	6
	0.00	0.00	0.00	0.56	0.56	2.26	0.00	0.00	3.39
	0.00	0.00	0.00	16.67	16.67	66.67	0.00	0.00	100.00
	0.00	0.00	0.00	3.03	3.03	7.55	0.00	0.00	3.39
5 X 5	0	2	2	2	2	10	0	0	18
	0.00	1.13	1.13	1.13	1.13	5.65	0.00	0.00	10.17
	0.00	11.11	11.11	11.11	11.11	55.56	0.00	0.00	100.00
	0.00	5.00	11.76	6.06	6.06	18.87	0.00	0.00	10.17
6 X 3	0	0	0	1	0	0	0	0	1
	0.00	0.00	0.00	0.56	0.00	0.00	0.00	0.00	0.56
	0.00	0.00	0.00	100.00	0.00	0.00	0.00	0.00	100.00
	0.00	0.00	0.00	3.03	0.00	0.00	0.00	0.00	0.56
6 X 4	0	0	0	0	0	1	0	0	1
	0.00	0.00	0.00	0.00	0.00	0.56	0.00	0.00	0.56
	0.00	0.00	0.00	0.00	0.00	100.00	0.00	0.00	100.00
	0.00	0.00	0.00	0.00	0.00	1.89	0.00	0.00	0.56
6 X 5	0	1	1	0	0	0	0	0	2
	0.00	0.56	0.56	0.00	0.00	0.00	0.00	0.00	1.13
	0.00	50.00	50.00	0.00	0.00	0.00	0.00	0.00	100.00
	0.00	2.50	5.88	0.00	0.00	0.00	0.00	0.00	1.13
6 X 6	0	0	0	0	0	1	0	0	1
	0.00	0.00	0.00	0.00	0.00	0.56	0.00	0.00	0.56
	0.00	0.00	0.00	0.00	0.00	100.00	0.00	0.00	100.00
	0.00	0.00	0.00	0.00	0.00	1.89	0.00	0.00	0.56
TOTAL	1	40	17	33	33	53	0	0	177
ANTLRD	0.56	22.60	9.60	18.64	18.64	29.94	0.00	0.00	100.00
	0.56	22.60	9.60	18.64	18.64	29.94	0.00	0.00	100.00
	100.00	100.00	100.00	100.00	100.00	100.00	0.00	0.00	100.00

1994 WHITETAIL DEER ANTLER STATISTICS BY TIME PERIOD

DISTRICT 202

FREQ	09/01	10/23	10/30	11/06	11/13	11/20	11/28	UNKWN	TOTAL
TOT%	TO	TO	TO	TO	TO	TO	TO		
ROW%	10/22	10/29	11/05	11/12	11/19	11/27	01/15		
COL%									
ANTLSS	0	55	33	18	21	24	2	0	153
	0.00	35.95	21.57	11.76	13.73	15.69	1.31	0.00	100.00
	0.00	35.95	21.57	11.76	13.73	15.69	1.31	0.00	100.00
	0.00	100.00	100.00	100.00	100.00	100.00	100.00	0.00	100.00
1 X 1	0	4	7	5	3	2	0	0	21
	0.00	2.41	4.22	3.01	1.81	1.20	0.00	0.00	12.65
	0.00	19.05	33.33	23.81	14.29	9.52	0.00	0.00	100.00
	0.00	23.53	35.00	17.86	8.82	3.17	0.00	0.00	12.65
2 X 1	1	0	0	1	0	0	0	0	2
	0.60	0.00	0.00	0.60	0.00	0.00	0.00	0.00	1.20
	50.00	0.00	0.00	50.00	0.00	0.00	0.00	0.00	100.00
	50.00	0.00	0.00	3.57	0.00	0.00	0.00	0.00	1.20
2 X 2	1	5	3	4	4	7	0	0	24
	0.60	3.01	1.81	2.41	2.41	4.22	0.00	0.00	14.46
	4.17	20.83	12.50	16.67	16.67	29.17	0.00	0.00	100.00
	50.00	29.41	15.00	14.29	11.76	11.11	0.00	0.00	14.46
3 X 2	0	0	0	1	0	1	0	0	2
	0.00	0.00	0.00	0.60	0.00	0.60	0.00	0.00	1.20
	0.00	0.00	0.00	50.00	0.00	50.00	0.00	0.00	100.00
	0.00	0.00	0.00	3.57	0.00	1.59	0.00	0.00	1.20
3 X 3	0	3	2	4	8	12	0	0	29
	0.00	1.81	1.20	2.41	4.82	7.23	0.00	0.00	17.47
	0.00	10.34	6.90	13.79	27.59	41.38	0.00	0.00	100.00
	0.00	17.65	10.00	14.29	23.53	19.05	0.00	0.00	17.47
4 X 1	0	0	0	0	0	1	0	0	1
	0.00	0.00	0.00	0.00	0.00	0.60	0.00	0.00	0.60
	0.00	0.00	0.00	0.00	0.00	100.00	0.00	0.00	100.00
	0.00	0.00	0.00	0.00	0.00	1.59	0.00	0.00	0.60
4 X 3	0	0	1	1	2	2	1	0	7
	0.00	0.00	0.60	0.60	1.20	1.20	0.60	0.00	4.22
	0.00	0.00	14.29	14.29	28.57	28.57	14.29	0.00	100.00
	0.00	0.00	5.00	3.57	5.88	3.17	50.00	0.00	4.22
4 X 4	0	5	3	8	10	23	0	0	49
	0.00	3.01	1.81	4.82	6.02	13.86	0.00	0.00	29.52
	0.00	10.20	6.12	16.33	20.41	46.94	0.00	0.00	100.00
	0.00	29.41	15.00	28.57	29.41	36.51	0.00	0.00	29.52

1994 WHITETAIL DEER ANTLER STATISTICS BY TIME PERIOD

DISTRICT 202 (CONTINUED)

FREQ	09/01	10/23	10/30	11/06	11/13	11/20	11/28	UNKWN	TOTAL
TOT%	TO	TO	TO	TO	TO	TO	TO		
ROW%	10/22	10/29	11/05	11/12	11/19	11/27	01/15		
COL%									
5 X 4	0	0	1	1	0	5	1	0	8
	0.00	0.00	0.60	0.60	0.00	3.01	0.60	0.00	4.82
	0.00	0.00	12.50	12.50	0.00	62.50	12.50	0.00	100.00
	0.00	0.00	5.00	3.57	0.00	7.94	50.00	0.00	4.82
5 X 5	0	0	1	2	4	6	0	0	13
	0.00	0.00	0.60	1.20	2.41	3.61	0.00	0.00	7.83
	0.00	0.00	7.69	15.38	30.77	46.15	0.00	0.00	100.00
	0.00	0.00	5.00	7.14	11.76	9.52	0.00	0.00	7.83
6 X 5	0	0	1	0	2	1	0	0	4
	0.00	0.00	0.60	0.00	1.20	0.60	0.00	0.00	2.41
	0.00	0.00	25.00	0.00	50.00	25.00	0.00	0.00	100.00
	0.00	0.00	5.00	0.00	5.88	1.59	0.00	0.00	2.41
6 X 6	0	0	1	1	1	1	0	0	4
	0.00	0.00	0.60	0.60	0.60	0.60	0.00	0.00	2.41
	0.00	0.00	25.00	25.00	25.00	25.00	0.00	0.00	100.00
	0.00	0.00	5.00	3.57	2.94	1.59	0.00	0.00	2.41
7 X 6	0	0	0	0	0	1	0	0	1
	0.00	0.00	0.00	0.00	0.00	0.60	0.00	0.00	0.60
	0.00	0.00	0.00	0.00	0.00	100.00	0.00	0.00	100.00
	0.00	0.00	0.00	0.00	0.00	1.59	0.00	0.00	0.60
8 X 7	0	0	0	0	0	1	0	0	1
	0.00	0.00	0.00	0.00	0.00	0.60	0.00	0.00	0.60
	0.00	0.00	0.00	0.00	0.00	100.00	0.00	0.00	100.00
	0.00	0.00	0.00	0.00	0.00	1.59	0.00	0.00	0.60
TOTAL	2	17	20	28	34	63	2	0	166
ANTLRD	1.20	10.24	12.05	16.87	20.48	37.95	1.20	0.00	100.00
	1.20	10.24	12.05	16.87	20.48	37.95	1.20	0.00	100.00
	100.00	100.00	100.00	100.00	100.00	100.00	100.00	0.00	100.00

1994 WHITETAIL DEER ANTLER STATISTICS BY TIME PERIOD

DISTRICT 203

FREQ	09/01	10/23	10/30	11/06	11/13	11/20	11/28	UNKWN	TOTAL
TOT%	TO	TO	TO	TO	TO	TO	TO		
ROW%	10/22	10/29	11/05	11/12	11/19	11/27	01/15		
COL%									
ANTLSS	8	25	14	11	8	16	1	0	83
	9.64	30.12	16.87	13.25	9.64	19.28	1.20	0.00	100.00
	9.64	30.12	16.87	13.25	9.64	19.28	1.20	0.00	100.00
	100.00	100.00	100.00	100.00	100.00	100.00	100.00	0.00	100.00
1 X 1	0	2	3	1	1	1	0	1	9
	0.00	2.33	3.49	1.16	1.16	1.16	0.00	1.16	10.47
	0.00	22.22	33.33	11.11	11.11	11.11	0.00	11.11	100.00
	0.00	15.38	23.08	5.56	7.14	3.85	0.00	100.00	10.47
2 X 2	0	5	2	2	1	1	0	0	11
	0.00	5.81	2.33	2.33	1.16	1.16	0.00	0.00	12.79
	0.00	45.45	18.18	18.18	9.09	9.09	0.00	0.00	100.00
	0.00	38.46	15.38	11.11	7.14	3.85	0.00	0.00	12.79
3 X 2	0	2	0	1	1	1	0	0	5
	0.00	2.33	0.00	1.16	1.16	1.16	0.00	0.00	5.81
	0.00	40.00	0.00	20.00	20.00	20.00	0.00	0.00	100.00
	0.00	15.38	0.00	5.56	7.14	3.85	0.00	0.00	5.81
3 X 3	0	2	1	3	1	5	0	0	12
	0.00	2.33	1.16	3.49	1.16	5.81	0.00	0.00	13.95
	0.00	16.67	8.33	25.00	8.33	41.67	0.00	0.00	100.00
	0.00	15.38	7.69	16.67	7.14	19.23	0.00	0.00	13.95
4 X 2	0	0	0	0	0	1	0	0	1
	0.00	0.00	0.00	0.00	0.00	1.16	0.00	0.00	1.16
	0.00	0.00	0.00	0.00	0.00	100.00	0.00	0.00	100.00
	0.00	0.00	0.00	0.00	0.00	3.85	0.00	0.00	1.16
4 X 3	0	0	3	0	1	0	0	0	4
	0.00	0.00	3.49	0.00	1.16	0.00	0.00	0.00	4.65
	0.00	0.00	75.00	0.00	25.00	0.00	0.00	0.00	100.00
	0.00	0.00	23.08	0.00	7.14	0.00	0.00	0.00	4.65
4 X 4	0	1	3	7	7	15	0	0	33
	0.00	1.16	3.49	8.14	8.14	17.44	0.00	0.00	38.37
	0.00	3.03	9.09	21.21	21.21	45.45	0.00	0.00	100.00
	0.00	7.69	23.08	38.89	50.00	57.69	0.00	0.00	38.37
5 X -	0	0	0	0	1	0	0	0	1
	0.00	0.00	0.00	0.00	1.16	0.00	0.00	0.00	1.16
	0.00	0.00	0.00	0.00	100.00	0.00	0.00	0.00	100.00
	0.00	0.00	0.00	0.00	7.14	0.00	0.00	0.00	1.16

1994 WHITETAIL DEER ANTLER STATISTICS BY TIME PERIOD

DISTRICT 203 (CONTINUED)

FREQ	09/01	10/23	10/30	11/06	11/13	11/20	11/28	UNKWN	TOTAL
TOT%	TO	TO	TO	TO	TO	TO	TO		
ROW%	10/22	10/29	11/05	11/12	11/19	11/27	01/15		
COL%									
5 X 4	1	1	0	0	0	1	0	0	3
	1.16	1.16	0.00	0.00	0.00	1.16	0.00	0.00	3.49
	33.33	33.33	0.00	0.00	0.00	33.33	0.00	0.00	100.00
	100.00	7.69	0.00	0.00	0.00	3.85	0.00	0.00	3.49
5 X 5	0	0	1	2	1	0	0	0	4
	0.00	0.00	1.16	2.33	1.16	0.00	0.00	0.00	4.65
	0.00	0.00	25.00	50.00	25.00	0.00	0.00	0.00	100.00
	0.00	0.00	7.69	11.11	7.14	0.00	0.00	0.00	4.65
6 X 5	0	0	0	2	0	0	0	0	2
	0.00	0.00	0.00	2.33	0.00	0.00	0.00	0.00	2.33
	0.00	0.00	0.00	100.00	0.00	0.00	0.00	0.00	100.00
	0.00	0.00	0.00	11.11	0.00	0.00	0.00	0.00	2.33
8 X 8	0	0	0	0	0	1	0	0	1
	0.00	0.00	0.00	0.00	0.00	1.16	0.00	0.00	1.16
	0.00	0.00	0.00	0.00	0.00	100.00	0.00	0.00	100.00
	0.00	0.00	0.00	0.00	0.00	3.85	0.00	0.00	1.16
TOTAL	1	13	13	18	14	26	0	1	86
ANTLRD	1.16	15.12	15.12	20.93	16.28	30.23	0.00	1.16	100.00
	1.16	15.12	15.12	20.93	16.28	30.23	0.00	1.16	100.00
	100.00	100.00	100.00	100.00	100.00	100.00	0.00	100.00	100.00

1994 WHITETAIL DEER ANTLER STATISTICS BY TIME PERIOD

DISTRICT 204

FREQ	09/01	10/23	10/30	11/06	11/13	11/20	11/28	UNKWN	TOTAL
TOT%	TO	TO	TO	TO	TO	TO	TO		
ROW%	10/22	10/29	11/05	11/12	11/19	11/27	01/15		
COL%									
ANTLSS	3	32	14	17	8	27	0	0	101
	2.97	31.68	13.86	16.83	7.92	26.73	0.00	0.00	100.00
	2.97	31.68	13.86	16.83	7.92	26.73	0.00	0.00	100.00
	100.00	100.00	100.00	100.00	100.00	100.00	0.00	0.00	100.00
1 X -	1	0	0	0	0	0	0	0	1
	0.96	0.00	0.00	0.00	0.00	0.00	0.00	0.00	0.96
	100.00	0.00	0.00	0.00	0.00	0.00	0.00	0.00	100.00
	25.00	0.00	0.00	0.00	0.00	0.00	0.00	0.00	0.96
1 X 1	0	1	0	1	3	3	0	0	8
	0.00	0.96	0.00	0.96	2.88	2.88	0.00	0.00	7.69
	0.00	12.50	0.00	12.50	37.50	37.50	0.00	0.00	100.00
	0.00	5.00	0.00	7.69	15.79	9.68	0.00	0.00	7.69
2 X 1	0	0	1	0	0	0	0	0	1
	0.00	0.00	0.96	0.00	0.00	0.00	0.00	0.00	0.96
	0.00	0.00	100.00	0.00	0.00	0.00	0.00	0.00	100.00
	0.00	0.00	5.88	0.00	0.00	0.00	0.00	0.00	0.96
2 X 2	0	3	7	3	1	6	0	0	20
	0.00	2.88	6.73	2.88	0.96	5.77	0.00	0.00	19.23
	0.00	15.00	35.00	15.00	5.00	30.00	0.00	0.00	100.00
	0.00	15.00	41.18	23.08	5.26	19.35	0.00	0.00	19.23
3 X 1	0	0	0	0	1	0	0	0	1
	0.00	0.00	0.00	0.00	0.96	0.00	0.00	0.00	0.96
	0.00	0.00	0.00	0.00	100.00	0.00	0.00	0.00	100.00
	0.00	0.00	0.00	0.00	5.26	0.00	0.00	0.00	0.96
3 X 2	0	2	0	2	0	0	0	0	4
	0.00	1.92	0.00	1.92	0.00	0.00	0.00	0.00	3.85
	0.00	50.00	0.00	50.00	0.00	0.00	0.00	0.00	100.00
	0.00	10.00	0.00	15.38	0.00	0.00	0.00	0.00	3.85
3 X 3	0	1	2	1	7	5	0	0	16
	0.00	0.96	1.92	0.96	6.73	4.81	0.00	0.00	15.38
	0.00	6.25	12.50	6.25	43.75	31.25	0.00	0.00	100.00
	0.00	5.00	11.76	7.69	36.84	16.13	0.00	0.00	15.38
4 X -	0	0	0	1	0	0	0	0	1
	0.00	0.00	0.00	0.96	0.00	0.00	0.00	0.00	0.96
	0.00	0.00	0.00	100.00	0.00	0.00	0.00	0.00	100.00
	0.00	0.00	0.00	7.69	0.00	0.00	0.00	0.00	0.96

1994 WHITETAIL DEER ANTLER STATISTICS BY TIME PERIOD

DISTRICT 204 (CONTINUED)

FREQ	09/01	10/23	10/30	11/06	11/13	11/20	11/28	UNKWN	TOTAL
TOT%	TO	TO	TO	TO	TO	TO	TO		
ROW%	10/22	10/29	11/05	11/12	11/19	11/27	01/15		
COL%									
4 X 3	0	1	0	1	2	1	0	0	5
	0.00	0.96	0.00	0.96	1.92	0.96	0.00	0.00	4.81
	0.00	20.00	0.00	20.00	40.00	20.00	0.00	0.00	100.00
	0.00	5.00	0.00	7.69	10.53	3.23	0.00	0.00	4.81
4 X 4	2	8	2	3	2	12	0	0	29
	1.92	7.69	1.92	2.88	1.92	11.54	0.00	0.00	27.88
	6.90	27.59	6.90	10.34	6.90	41.38	0.00	0.00	100.00
	50.00	40.00	11.76	23.08	10.53	38.71	0.00	0.00	27.88
5 X 2	0	1	0	0	0	0	0	0	1
	0.00	0.96	0.00	0.00	0.00	0.00	0.00	0.00	0.96
	0.00	100.00	0.00	0.00	0.00	0.00	0.00	0.00	100.00
	0.00	5.00	0.00	0.00	0.00	0.00	0.00	0.00	0.96
5 X 4	1	2	3	1	1	0	0	0	8
	0.96	1.92	2.88	0.96	0.96	0.00	0.00	0.00	7.69
	12.50	25.00	37.50	12.50	12.50	0.00	0.00	0.00	100.00
	25.00	10.00	17.65	7.69	5.26	0.00	0.00	0.00	7.69
5 X 5	0	1	2	0	2	1	0	0	6
	0.00	0.96	1.92	0.00	1.92	0.96	0.00	0.00	5.77
	0.00	16.67	33.33	0.00	33.33	16.67	0.00	0.00	100.00
	0.00	5.00	11.76	0.00	10.53	3.23	0.00	0.00	5.77
6 X 4	0	0	0	0	0	1	0	0	1
	0.00	0.00	0.00	0.00	0.00	0.96	0.00	0.00	0.96
	0.00	0.00	0.00	0.00	0.00	100.00	0.00	0.00	100.00
	0.00	0.00	0.00	0.00	0.00	3.23	0.00	0.00	0.96
6 X 6	0	0	0	0	0	1	0	0	1
	0.00	0.00	0.00	0.00	0.00	0.96	0.00	0.00	0.96
	0.00	0.00	0.00	0.00	0.00	100.00	0.00	0.00	100.00
	0.00	0.00	0.00	0.00	0.00	3.23	0.00	0.00	0.96
7 X 6	0	0	0	0	0	1	0	0	1
	0.00	0.00	0.00	0.00	0.00	0.96	0.00	0.00	0.96
	0.00	0.00	0.00	0.00	0.00	100.00	0.00	0.00	100.00
	0.00	0.00	0.00	0.00	0.00	3.23	0.00	0.00	0.96
TOTAL ANTLRD	4	20	17	13	19	31	0	0	104
	3.85	19.23	16.35	12.50	18.27	29.81	0.00	0.00	100.00
	3.85	19.23	16.35	12.50	18.27	29.81	0.00	0.00	100.00
	100.00	100.00	100.00	100.00	100.00	100.00	0.00	0.00	100.00

1994 WHITETAIL DEER ANTLER STATISTICS BY TIME PERIOD

DISTRICT 210

FREQ	09/01	10/23	10/30	11/06	11/13	11/20	11/28	UNKWN	TOTAL
TOT%	TO	TO	TO	TO	TO	TO	TO		
ROW%	TO	TO	TO	TO	TO	TO	TO		
COL%	10/22	10/29	11/05	11/12	11/19	11/27	01/15		
ANTLSS	1	5	2	1	0	2	0	0	11
	9.09	45.45	18.18	9.09	0.00	18.18	0.00	0.00	100.00
	9.09	45.45	18.18	9.09	0.00	18.18	0.00	0.00	100.00
	100.00	100.00	100.00	100.00	0.00	100.00	0.00	0.00	100.00
1 X 1	0	0	0	0	0	1	0	0	1
	0.00	0.00	0.00	0.00	0.00	2.78	0.00	0.00	2.78
	0.00	0.00	0.00	0.00	0.00	100.00	0.00	0.00	100.00
	0.00	0.00	0.00	0.00	0.00	7.69	0.00	0.00	2.78
2 X 2	0	1	1	2	0	4	0	0	8
	0.00	2.78	2.78	5.56	0.00	11.11	0.00	0.00	22.22
	0.00	12.50	12.50	25.00	0.00	50.00	0.00	0.00	100.00
	0.00	25.00	25.00	28.57	0.00	30.77	0.00	0.00	22.22
3 X 2	0	0	0	1	0	1	0	0	2
	0.00	0.00	0.00	2.78	0.00	2.78	0.00	0.00	5.56
	0.00	0.00	0.00	50.00	0.00	50.00	0.00	0.00	100.00
	0.00	0.00	0.00	14.29	0.00	7.69	0.00	0.00	5.56
3 X 3	0	1	0	1	2	1	0	0	5
	0.00	2.78	0.00	2.78	5.56	2.78	0.00	0.00	13.89
	0.00	20.00	0.00	20.00	40.00	20.00	0.00	0.00	100.00
	0.00	25.00	0.00	14.29	28.57	7.69	0.00	0.00	13.89
4 X 3	0	0	0	0	0	1	0	0	1
	0.00	0.00	0.00	0.00	0.00	2.78	0.00	0.00	2.78
	0.00	0.00	0.00	0.00	0.00	100.00	0.00	0.00	100.00
	0.00	0.00	0.00	0.00	0.00	7.69	0.00	0.00	2.78
4 X 4	1	0	3	2	3	3	0	0	12
	2.78	0.00	8.33	5.56	8.33	8.33	0.00	0.00	33.33
	8.33	0.00	25.00	16.67	25.00	25.00	0.00	0.00	100.00
	100.00	0.00	75.00	28.57	42.86	23.08	0.00	0.00	33.33
5 X 4	0	0	0	1	0	0	0	0	1
	0.00	0.00	0.00	2.78	0.00	0.00	0.00	0.00	2.78
	0.00	0.00	0.00	100.00	0.00	0.00	0.00	0.00	100.00
	0.00	0.00	0.00	14.29	0.00	0.00	0.00	0.00	2.78
5 X 5	0	1	0	0	2	1	0	0	4
	0.00	2.78	0.00	0.00	5.56	2.78	0.00	0.00	11.11
	0.00	25.00	0.00	0.00	50.00	25.00	0.00	0.00	100.00
	0.00	25.00	0.00	0.00	28.57	7.69	0.00	0.00	11.11

1994 WHITETAIL DEER ANTLER STATISTICS BY TIME PERIOD

DISTRICT 210 (CONTINUED)

FREQ	09/01	10/23	10/30	11/06	11/13	11/20	11/28	UNKWN	TOTAL
TOT%	TO	TO	TO	TO	TO	TO	TO		
ROW%	10/22	10/29	11/05	11/12	11/19	11/27	01/15		
COL%									
6 X 5	0	1	0	0	0	1	0	0	2
	0.00	2.78	0.00	0.00	0.00	2.78	0.00	0.00	5.56
	0.00	50.00	0.00	0.00	0.00	50.00	0.00	0.00	100.00
	0.00	25.00	0.00	0.00	0.00	7.69	0.00	0.00	5.56
TOTAL	1	4	4	7	7	13	0	0	36
ANTLRD	2.78	11.11	11.11	19.44	19.44	36.11	0.00	0.00	100.00
	2.78	11.11	11.11	19.44	19.44	36.11	0.00	0.00	100.00
	100.00	100.00	100.00	100.00	100.00	100.00	0.00	0.00	100.00

1994 WHITETAIL DEER ANTLER STATISTICS BY TIME PERIOD

DISTRICT 212

FREQ TOT% ROW% COL%	09/01 TO 10/22	10/23 TO 10/29	10/30 TO 11/05	11/06 TO 11/12	11/13 TO 11/19	11/20 TO 11/27	11/28 TO 01/15	UNKWN	TOTAL
ANTLSS	1	8	4	3	4	5	0	0	25
	4.00	32.00	16.00	12.00	16.00	20.00	0.00	0.00	100.00
	4.00	32.00	16.00	12.00	16.00	20.00	0.00	0.00	100.00
	100.00	100.00	100.00	100.00	100.00	100.00	0.00	0.00	100.00
1 X 1	0	0	0	0	1	2	0	0	3
	0.00	0.00	0.00	0.00	4.35	8.70	0.00	0.00	13.04
	0.00	0.00	0.00	0.00	33.33	66.67	0.00	0.00	100.00
	0.00	0.00	0.00	0.00	12.50	40.00	0.00	0.00	13.04
2 X 2	0	2	1	0	1	0	0	0	4
	0.00	8.70	4.35	0.00	4.35	0.00	0.00	0.00	17.39
	0.00	50.00	25.00	0.00	25.00	0.00	0.00	0.00	100.00
	0.00	66.67	50.00	0.00	12.50	0.00	0.00	0.00	17.39
3 X 3	1	0	0	1	0	1	0	0	3
	4.35	0.00	0.00	4.35	0.00	4.35	0.00	0.00	13.04
	33.33	0.00	0.00	33.33	0.00	33.33	0.00	0.00	100.00
	100.00	0.00	0.00	25.00	0.00	20.00	0.00	0.00	13.04
4 X -	0	0	1	0	0	0	0	0	1
	0.00	0.00	4.35	0.00	0.00	0.00	0.00	0.00	4.35
	0.00	0.00	100.00	0.00	0.00	0.00	0.00	0.00	100.00
	0.00	0.00	50.00	0.00	0.00	0.00	0.00	0.00	4.35
4 X 3	0	1	0	1	0	0	0	0	2
	0.00	4.35	0.00	4.35	0.00	0.00	0.00	0.00	8.70
	0.00	50.00	0.00	50.00	0.00	0.00	0.00	0.00	100.00
	0.00	33.33	0.00	25.00	0.00	0.00	0.00	0.00	8.70
4 X 4	0	0	0	2	1	1	0	0	4
	0.00	0.00	0.00	8.70	4.35	4.35	0.00	0.00	17.39
	0.00	0.00	0.00	50.00	25.00	25.00	0.00	0.00	100.00
	0.00	0.00	0.00	50.00	12.50	20.00	0.00	0.00	17.39
5 X 4	0	0	0	0	0	1	0	0	1
	0.00	0.00	0.00	0.00	0.00	4.35	0.00	0.00	4.35
	0.00	0.00	0.00	0.00	0.00	100.00	0.00	0.00	100.00
	0.00	0.00	0.00	0.00	0.00	20.00	0.00	0.00	4.35
5 X 5	0	0	0	0	3	0	0	0	3
	0.00	0.00	0.00	0.00	13.04	0.00	0.00	0.00	13.04
	0.00	0.00	0.00	0.00	100.00	0.00	0.00	0.00	100.00
	0.00	0.00	0.00	0.00	37.50	0.00	0.00	0.00	13.04

1994 WHITETAIL DEER ANTLER STATISTICS BY TIME PERIOD

DISTRICT 212 (CONTINUED)

FREQ	09/01	10/23	10/30	11/06	11/13	11/20	11/28	UNKWN	TOTAL
TOT%	TO	TO	TO	TO	TO	TO	TO		
ROW%	10/22	10/29	11/05	11/12	11/19	11/27	01/15		
COL%									
7 X 7	0	0	0	0	1	0	0	0	1
	0.00	0.00	0.00	0.00	4.35	0.00	0.00	0.00	4.35
	0.00	0.00	0.00	0.00	100.00	0.00	0.00	0.00	100.00
	0.00	0.00	0.00	0.00	12.50	0.00	0.00	0.00	4.35
8 X 5	0	0	0	0	1	0	0	0	1
	0.00	0.00	0.00	0.00	4.35	0.00	0.00	0.00	4.35
	0.00	0.00	0.00	0.00	100.00	0.00	0.00	0.00	100.00
	0.00	0.00	0.00	0.00	12.50	0.00	0.00	0.00	4.35
TOTAL	1	3	2	4	8	5	0	0	23
ANTLRD	4.35	13.04	8.70	17.39	34.78	21.74	0.00	0.00	100.00
	4.35	13.04	8.70	17.39	34.78	21.74	0.00	0.00	100.00
	100.00	100.00	100.00	100.00	100.00	100.00	0.00	0.00	100.00

1994 WHITETAIL DEER ANTLER STATISTICS BY TIME PERIOD

DISTRICT 213

FREQ	09/01	10/23	10/30	11/06	11/13	11/20	11/28	UNKWN	TOTAL
TOT%	TO	TO	TO	TO	TO	TO	TO		
ROW%	10/22	10/29	11/05	11/12	11/19	11/27	01/15		
COL%									
ANTLSS	0	1	1	1	0	0	0	0	3
	0.00	33.33	33.33	33.33	0.00	0.00	0.00	0.00	100.00
	0.00	33.33	33.33	33.33	0.00	0.00	0.00	0.00	100.00
	0.00	100.00	100.00	100.00	0.00	0.00	0.00	0.00	100.00
2 X 2	0	0	0	0	1	1	0	0	2
	0.00	0.00	0.00	0.00	16.67	16.67	0.00	0.00	33.33
	0.00	0.00	0.00	0.00	50.00	50.00	0.00	0.00	100.00
	0.00	0.00	0.00	0.00	100.00	100.00	0.00	0.00	33.33
4 X 3	0	0	1	0	0	0	0	0	1
	0.00	0.00	16.67	0.00	0.00	0.00	0.00	0.00	16.67
	0.00	0.00	100.00	0.00	0.00	0.00	0.00	0.00	100.00
	0.00	0.00	50.00	0.00	0.00	0.00	0.00	0.00	16.67
4 X 4	1	1	1	0	0	0	0	0	3
	16.67	16.67	16.67	0.00	0.00	0.00	0.00	0.00	50.00
	33.33	33.33	33.33	0.00	0.00	0.00	0.00	0.00	100.00
	100.00	100.00	50.00	0.00	0.00	0.00	0.00	0.00	50.00
TOTAL	1	1	2	0	1	1	0	0	6
ANTLRD	16.67	16.67	33.33	0.00	16.67	16.67	0.00	0.00	100.00
	16.67	16.67	33.33	0.00	16.67	16.67	0.00	0.00	100.00
	100.00	100.00	100.00	0.00	100.00	100.00	0.00	0.00	100.00

1994 WHITETAIL DEER ANTLER STATISTICS BY TIME PERIOD

DISTRICT 215

FREQ	09/01	10/23	10/30	11/06	11/13	11/20	11/28	UNKWN	TOTAL
TOT%	TO	TO	TO	TO	TO	TO	TO		
ROW%	10/22	10/29	11/05	11/12	11/19	11/27	01/15		
COL%									
ANTLSS	2	9	0	0	0	1	0	0	12
	16.67	75.00	0.00	0.00	0.00	8.33	0.00	0.00	100.00
	16.67	75.00	0.00	0.00	0.00	8.33	0.00	0.00	100.00
	100.00	100.00	0.00	0.00	0.00	100.00	0.00	0.00	100.00
2 X 2	0	0	0	0	2	1	0	0	3
	0.00	0.00	0.00	0.00	12.50	6.25	0.00	0.00	18.75
	0.00	0.00	0.00	0.00	66.67	33.33	0.00	0.00	100.00
	0.00	0.00	0.00	0.00	50.00	50.00	0.00	0.00	18.75
3 X 2	0	1	0	0	0	0	0	0	1
	0.00	6.25	0.00	0.00	0.00	0.00	0.00	0.00	6.25
	0.00	100.00	0.00	0.00	0.00	0.00	0.00	0.00	100.00
	0.00	50.00	0.00	0.00	0.00	0.00	0.00	0.00	6.25
3 X 3	0	0	0	1	1	0	0	0	2
	0.00	0.00	0.00	6.25	6.25	0.00	0.00	0.00	12.50
	0.00	0.00	0.00	50.00	50.00	0.00	0.00	0.00	100.00
	0.00	0.00	0.00	20.00	25.00	0.00	0.00	0.00	12.50
4 X 3	0	1	1	0	0	0	0	0	2
	0.00	6.25	6.25	0.00	0.00	0.00	0.00	0.00	12.50
	0.00	50.00	50.00	0.00	0.00	0.00	0.00	0.00	100.00
	0.00	50.00	33.33	0.00	0.00	0.00	0.00	0.00	12.50
4 X 4	0	0	2	2	1	1	0	0	6
	0.00	0.00	12.50	12.50	6.25	6.25	0.00	0.00	37.50
	0.00	0.00	33.33	33.33	16.67	16.67	0.00	0.00	100.00
	0.00	0.00	66.67	40.00	25.00	50.00	0.00	0.00	37.50
5 X 5	0	0	0	1	0	0	0	0	1
	0.00	0.00	0.00	6.25	0.00	0.00	0.00	0.00	6.25
	0.00	0.00	0.00	100.00	0.00	0.00	0.00	0.00	100.00
	0.00	0.00	0.00	20.00	0.00	0.00	0.00	0.00	6.25
6 X 6	0	0	0	1	0	0	0	0	1
	0.00	0.00	0.00	6.25	0.00	0.00	0.00	0.00	6.25
	0.00	0.00	0.00	100.00	0.00	0.00	0.00	0.00	100.00
	0.00	0.00	0.00	20.00	0.00	0.00	0.00	0.00	6.25
TOTAL	0	2	3	5	4	2	0	0	16
ANTLRD	0.00	12.50	18.75	31.25	25.00	12.50	0.00	0.00	100.00
	0.00	12.50	18.75	31.25	25.00	12.50	0.00	0.00	100.00
	0.00	100.00	100.00	100.00	100.00	100.00	0.00	0.00	100.00

1994 WHITETAIL DEER ANTLER STATISTICS BY TIME PERIOD

DISTRICT 216

FREQ	09/01	10/23	10/30	11/06	11/13	11/20	11/28	UNKWN	TOTAL
TOT%	TO	TO	TO	TO	TO	TO	TO		
ROW%	10/22	10/29	11/05	11/12	11/19	11/27	01/15		
COL%									
ANTLSS	0	3	0	1	0	0	0	0	4
	0.00	75.00	0.00	25.00	0.00	0.00	0.00	0.00	100.00
	0.00	75.00	0.00	25.00	0.00	0.00	0.00	0.00	100.00
	0.00	100.00	0.00	100.00	0.00	0.00	0.00	0.00	100.00
2 X 2	0	0	0	0	0	1	0	0	1
	0.00	0.00	0.00	0.00	0.00	11.11	0.00	0.00	11.11
	0.00	0.00	0.00	0.00	0.00	100.00	0.00	0.00	100.00
	0.00	0.00	0.00	0.00	0.00	25.00	0.00	0.00	11.11
4 X 4	0	0	1	1	1	3	0	0	6
	0.00	0.00	11.11	11.11	11.11	33.33	0.00	0.00	66.67
	0.00	0.00	16.67	16.67	16.67	50.00	0.00	0.00	100.00
	0.00	0.00	100.00	33.33	100.00	75.00	0.00	0.00	66.67
5 X 4	0	0	0	1	0	0	0	0	1
	0.00	0.00	0.00	11.11	0.00	0.00	0.00	0.00	11.11
	0.00	0.00	0.00	100.00	0.00	0.00	0.00	0.00	100.00
	0.00	0.00	0.00	33.33	0.00	0.00	0.00	0.00	11.11
5 X 5	0	0	0	1	0	0	0	0	1
	0.00	0.00	0.00	11.11	0.00	0.00	0.00	0.00	11.11
	0.00	0.00	0.00	100.00	0.00	0.00	0.00	0.00	100.00
	0.00	0.00	0.00	33.33	0.00	0.00	0.00	0.00	11.11
TOTAL	0	0	1	3	1	4	0	0	9
ANTLRD	0.00	0.00	11.11	33.33	11.11	44.44	0.00	0.00	100.00
	0.00	0.00	11.11	33.33	11.11	44.44	0.00	0.00	100.00
	0.00	0.00	100.00	100.00	100.00	100.00	0.00	0.00	100.00

1994 WHITETAIL DEER ANTLER STATISTICS BY TIME PERIOD

DISTRICT 240

FREQ	09/01	10/23	10/30	11/06	11/13	11/20	11/28	UNKWN	TOTAL
TOT%	TO	TO	TO	TO	TO	TO	TO		
ROW%	10/22	10/29	11/05	11/12	11/19	11/27	01/15		
COL%									
ANTLSS	9	17	9	16	7	19	0	1	78
	11.54	21.79	11.54	20.51	8.97	24.36	0.00	1.28	100.00
	11.54	21.79	11.54	20.51	8.97	24.36	0.00	1.28	100.00
	100.00	100.00	100.00	100.00	100.00	100.00	0.00	100.00	100.00
1 X 1	0	0	1	1	0	2	0	0	4
	0.00	0.00	0.83	0.83	0.00	1.65	0.00	0.00	3.31
	0.00	0.00	25.00	25.00	0.00	50.00	0.00	0.00	100.00
	0.00	0.00	7.14	3.85	0.00	5.71	0.00	0.00	3.31
2 X 1	0	3	1	0	2	2	0	0	8
	0.00	2.48	0.83	0.00	1.65	1.65	0.00	0.00	6.61
	0.00	37.50	12.50	0.00	25.00	25.00	0.00	0.00	100.00
	0.00	13.04	7.14	0.00	9.52	5.71	0.00	0.00	6.61
2 X 2	1	6	4	4	3	4	0	0	22
	0.83	4.96	3.31	3.31	2.48	3.31	0.00	0.00	18.18
	4.55	27.27	18.18	18.18	13.64	18.18	0.00	0.00	100.00
	50.00	26.09	28.57	15.38	14.29	11.43	0.00	0.00	18.18
3 X 1	0	1	0	0	0	0	0	0	1
	0.00	0.83	0.00	0.00	0.00	0.00	0.00	0.00	0.83
	0.00	100.00	0.00	0.00	0.00	0.00	0.00	0.00	100.00
	0.00	4.35	0.00	0.00	0.00	0.00	0.00	0.00	0.83
3 X 2	1	2	1	2	0	1	0	0	7
	0.83	1.65	0.83	1.65	0.00	0.83	0.00	0.00	5.79
	14.29	28.57	14.29	28.57	0.00	14.29	0.00	0.00	100.00
	50.00	8.70	7.14	7.69	0.00	2.86	0.00	0.00	5.79
3 X 3	0	2	4	9	4	4	0	0	23
	0.00	1.65	3.31	7.44	3.31	3.31	0.00	0.00	19.01
	0.00	8.70	17.39	39.13	17.39	17.39	0.00	0.00	100.00
	0.00	8.70	28.57	34.62	19.05	11.43	0.00	0.00	19.01
4 X 2	0	0	0	0	0	1	0	0	1
	0.00	0.00	0.00	0.00	0.00	0.83	0.00	0.00	0.83
	0.00	0.00	0.00	0.00	0.00	100.00	0.00	0.00	100.00
	0.00	0.00	0.00	0.00	0.00	2.86	0.00	0.00	0.83
4 X 3	0	1	1	1	1	3	0	0	7
	0.00	0.83	0.83	0.83	0.83	2.48	0.00	0.00	5.79
	0.00	14.29	14.29	14.29	14.29	42.86	0.00	0.00	100.00
	0.00	4.35	7.14	3.85	4.76	8.57	0.00	0.00	5.79

1994 WHITETAIL DEER ANTLER STATISTICS BY TIME PERIOD

DISTRICT 240 (CONTINUED)

FREQ	09/01	10/23	10/30	11/06	11/13	11/20	11/28	UNKWN	TOTAL
TOT%	TO	TO	TO	TO	TO	TO	TO		
ROW%	10/22	10/29	11/05	11/12	11/19	11/27	01/15		
COL%									
4 X 4	0	4	2	6	6	12	0	0	30
	0.00	3.31	1.65	4.96	4.96	9.92	0.00	0.00	24.79
	0.00	13.33	6.67	20.00	20.00	40.00	0.00	0.00	100.00
	0.00	17.39	14.29	23.08	28.57	34.29	0.00	0.00	24.79
5 X 4	0	1	0	0	0	1	0	0	2
	0.00	0.83	0.00	0.00	0.00	0.83	0.00	0.00	1.65
	0.00	50.00	0.00	0.00	0.00	50.00	0.00	0.00	100.00
	0.00	4.35	0.00	0.00	0.00	2.86	0.00	0.00	1.65
5 X 5	0	3	0	2	3	3	0	0	11
	0.00	2.48	0.00	1.65	2.48	2.48	0.00	0.00	9.09
	0.00	27.27	0.00	18.18	27.27	27.27	0.00	0.00	100.00
	0.00	13.04	0.00	7.69	14.29	8.57	0.00	0.00	9.09
6 X 4	0	0	0	0	1	1	0	0	2
	0.00	0.00	0.00	0.00	0.83	0.83	0.00	0.00	1.65
	0.00	0.00	0.00	0.00	50.00	50.00	0.00	0.00	100.00
	0.00	0.00	0.00	0.00	4.76	2.86	0.00	0.00	1.65
6 X 5	0	0	0	1	0	1	0	0	2
	0.00	0.00	0.00	0.83	0.00	0.83	0.00	0.00	1.65
	0.00	0.00	0.00	50.00	0.00	50.00	0.00	0.00	100.00
	0.00	0.00	0.00	3.85	0.00	2.86	0.00	0.00	1.65
7 X 6	0	0	0	0	1	0	0	0	1
	0.00	0.00	0.00	0.00	0.83	0.00	0.00	0.00	0.83
	0.00	0.00	0.00	0.00	100.00	0.00	0.00	0.00	100.00
	0.00	0.00	0.00	0.00	4.76	0.00	0.00	0.00	0.83
TOTAL	2	23	14	26	21	35	0	0	121
ANTLRD	1.65	19.01	11.57	21.49	17.36	28.93	0.00	0.00	100.00
	1.65	19.01	11.57	21.49	17.36	28.93	0.00	0.00	100.00
	100.00	100.00	100.00	100.00	100.00	100.00	0.00	0.00	100.00

1994 WHITETAIL DEER ANTLER STATISTICS BY TIME PERIOD

DISTRICT 250 (CONTINUED)

FREQ	09/01	10/23	10/30	11/06	11/13	11/20	11/28	UNKWN	TOTAL
TOT%	TO	TO	TO	TO	TO	TO	TO		
ROW%	10/22	10/29	11/05	11/12	11/19	11/27	01/15		
COL%									
5 X 5	0	0	0	0	1	0	0	0	1
	0.00	0.00	0.00	0.00	2.70	0.00	0.00	0.00	2.70
	0.00	0.00	0.00	0.00	100.00	0.00	0.00	0.00	100.00
	0.00	0.00	0.00	0.00	20.00	0.00	0.00	0.00	2.70
6 X 4	0	0	0	0	0	1	0	0	1
	0.00	0.00	0.00	0.00	0.00	2.70	0.00	0.00	2.70
	0.00	0.00	0.00	0.00	0.00	100.00	0.00	0.00	100.00
	0.00	0.00	0.00	0.00	0.00	7.14	0.00	0.00	2.70
TOTAL	0	4	4	10	5	14	0	0	37
ANTLRD	0.00	10.81	10.81	27.03	13.51	37.84	0.00	0.00	100.00
	0.00	10.81	10.81	27.03	13.51	37.84	0.00	0.00	100.00
	0.00	100.00	100.00	100.00	100.00	100.00	0.00	0.00	100.00

1994 WHITETAIL DEER ANTLER STATISTICS BY TIME PERIOD

DISTRICT 260

FREQ	09/01	10/23	10/30	11/06	11/13	11/20	11/28	UNKWN	TOTAL
TOT%	TO	TO	TO	TO	TO	TO	TO		
ROW%	10/22	10/29	11/05	11/12	11/19	11/27	01/15		
COL%									
ANTLSS	181	13	15	15	10	11	41	0	286
	63.29	4.55	5.24	5.24	3.50	3.85	14.34	0.00	100.00
	63.29	4.55	5.24	5.24	3.50	3.85	14.34	0.00	100.00
	100.00	100.00	100.00	100.00	100.00	100.00	100.00	0.00	100.00
1 X 1	3	0	0	1	0	0	3	0	7
	4.29	0.00	0.00	1.43	0.00	0.00	4.29	0.00	10.00
	42.86	0.00	0.00	14.29	0.00	0.00	42.86	0.00	100.00
	9.68	0.00	0.00	25.00	0.00	0.00	27.27	0.00	10.00
2 X 1	0	0	1	1	0	1	0	0	3
	0.00	0.00	1.43	1.43	0.00	1.43	0.00	0.00	4.29
	0.00	0.00	33.33	33.33	0.00	33.33	0.00	0.00	100.00
	0.00	0.00	25.00	25.00	0.00	11.11	0.00	0.00	4.29
2 X 2	3	0	1	0	0	2	1	0	7
	4.29	0.00	1.43	0.00	0.00	2.86	1.43	0.00	10.00
	42.86	0.00	14.29	0.00	0.00	28.57	14.29	0.00	100.00
	9.68	0.00	25.00	0.00	0.00	22.22	9.09	0.00	10.00
3 X 2	2	0	0	0	0	0	0	0	2
	2.86	0.00	0.00	0.00	0.00	0.00	0.00	0.00	2.86
	100.00	0.00	0.00	0.00	0.00	0.00	0.00	0.00	100.00
	6.45	0.00	0.00	0.00	0.00	0.00	0.00	0.00	2.86
3 X 3	2	0	1	0	1	1	3	0	8
	2.86	0.00	1.43	0.00	1.43	1.43	4.29	0.00	11.43
	25.00	0.00	12.50	0.00	12.50	12.50	37.50	0.00	100.00
	6.45	0.00	25.00	0.00	12.50	11.11	27.27	0.00	11.43
4 X 2	0	0	0	0	1	0	0	0	1
	0.00	0.00	0.00	0.00	1.43	0.00	0.00	0.00	1.43
	0.00	0.00	0.00	0.00	100.00	0.00	0.00	0.00	100.00
	0.00	0.00	0.00	0.00	12.50	0.00	0.00	0.00	1.43
4 X 3	3	1	0	1	0	1	1	0	7
	4.29	1.43	0.00	1.43	0.00	1.43	1.43	0.00	10.00
	42.86	14.29	0.00	14.29	0.00	14.29	14.29	0.00	100.00
	9.68	33.33	0.00	25.00	0.00	11.11	9.09	0.00	10.00
4 X 4	12	2	0	1	4	2	1	0	22
	17.14	2.86	0.00	1.43	5.71	2.86	1.43	0.00	31.43
	54.55	9.09	0.00	4.55	18.18	9.09	4.55	0.00	100.00
	38.71	66.67	0.00	25.00	50.00	22.22	9.09	0.00	31.43

1994 WHITETAIL DEER ANTLER STATISTICS BY TIME PERIOD

DISTRICT 260 (CONTINUED)

FREQ	09/01	10/23	10/30	11/06	11/13	11/20	11/28	UNKWN	TOTAL
TOT%	TO	TO	TO	TO	TO	TO	TO		
ROW%	10/22	10/29	11/05	11/12	11/19	11/27	01/15		
COL%									
5 X 4	0	0	0	0	0	1	0	0	1
	0.00	0.00	0.00	0.00	0.00	1.43	0.00	0.00	1.43
	0.00	0.00	0.00	0.00	0.00	100.00	0.00	0.00	100.00
	0.00	0.00	0.00	0.00	0.00	11.11	0.00	0.00	1.43
5 X 5	5	0	0	0	1	1	2	0	9
	7.14	0.00	0.00	0.00	1.43	1.43	2.86	0.00	12.86
	55.56	0.00	0.00	0.00	11.11	11.11	22.22	0.00	100.00
	16.13	0.00	0.00	0.00	12.50	11.11	18.18	0.00	12.86
6 X 2	1	0	0	0	0	0	0	0	1
	1.43	0.00	0.00	0.00	0.00	0.00	0.00	0.00	1.43
	100.00	0.00	0.00	0.00	0.00	0.00	0.00	0.00	100.00
	3.23	0.00	0.00	0.00	0.00	0.00	0.00	0.00	1.43
6 X 5	0	0	1	0	0	0	0	0	1
	0.00	0.00	1.43	0.00	0.00	0.00	0.00	0.00	1.43
	0.00	0.00	100.00	0.00	0.00	0.00	0.00	0.00	100.00
	0.00	0.00	25.00	0.00	0.00	0.00	0.00	0.00	1.43
7 X 6	0	0	0	0	1	0	0	0	1
	0.00	0.00	0.00	0.00	1.43	0.00	0.00	0.00	1.43
	0.00	0.00	0.00	0.00	100.00	0.00	0.00	0.00	100.00
	0.00	0.00	0.00	0.00	12.50	0.00	0.00	0.00	1.43
TOTAL	31	3	4	4	8	9	11	0	70
ANTLRD	44.29	4.29	5.71	5.71	11.43	12.86	15.71	0.00	100.00
	44.29	4.29	5.71	5.71	11.43	12.86	15.71	0.00	100.00
	100.00	100.00	100.00	100.00	100.00	100.00	100.00	0.00	100.00

1994 WHITETAIL DEER ANTLER STATISTICS BY TIME PERIOD

DISTRICT 261

FREQ	09/01	10/23	10/30	11/06	11/13	11/20	11/28	UNKWN	TOTAL
TOT%	TO	TO	TO	TO	TO	TO	TO		
ROW%	10/22	10/29	11/05	11/12	11/19	11/27	01/15		
COL%									
ANTLSS	7	3	0	4	3	4	0	0	21
	33.33	14.29	0.00	19.05	14.29	19.05	0.00	0.00	100.00
	33.33	14.29	0.00	19.05	14.29	19.05	0.00	0.00	100.00
	100.00	100.00	0.00	100.00	100.00	100.00	0.00	0.00	100.00
2 X 2	0	2	2	1	1	0	0	0	6
	0.00	5.88	5.88	2.94	2.94	0.00	0.00	0.00	17.65
	0.00	33.33	33.33	16.67	16.67	0.00	0.00	0.00	100.00
	0.00	66.67	20.00	20.00	12.50	0.00	0.00	0.00	17.65
3 X 2	0	0	1	0	0	1	0	0	2
	0.00	0.00	2.94	0.00	0.00	2.94	0.00	0.00	5.88
	0.00	0.00	50.00	0.00	0.00	50.00	0.00	0.00	100.00
	0.00	0.00	10.00	0.00	0.00	16.67	0.00	0.00	5.88
3 X 3	2	1	4	1	1	1	0	0	10
	5.88	2.94	11.76	2.94	2.94	2.94	0.00	0.00	29.41
	20.00	10.00	40.00	10.00	10.00	10.00	0.00	0.00	100.00
	100.00	33.33	40.00	20.00	12.50	16.67	0.00	0.00	29.41
4 X 2	0	0	0	1	0	0	0	0	1
	0.00	0.00	0.00	2.94	0.00	0.00	0.00	0.00	2.94
	0.00	0.00	0.00	100.00	0.00	0.00	0.00	0.00	100.00
	0.00	0.00	0.00	20.00	0.00	0.00	0.00	0.00	2.94
4 X 3	0	0	0	0	0	1	0	0	1
	0.00	0.00	0.00	0.00	0.00	2.94	0.00	0.00	2.94
	0.00	0.00	0.00	0.00	0.00	100.00	0.00	0.00	100.00
	0.00	0.00	0.00	0.00	0.00	16.67	0.00	0.00	2.94
4 X 4	0	0	3	0	4	3	0	0	10
	0.00	0.00	8.82	0.00	11.76	8.82	0.00	0.00	29.41
	0.00	0.00	30.00	0.00	40.00	30.00	0.00	0.00	100.00
	0.00	0.00	30.00	0.00	50.00	50.00	0.00	0.00	29.41
5 X 4	0	0	0	2	0	0	0	0	2
	0.00	0.00	0.00	5.88	0.00	0.00	0.00	0.00	5.88
	0.00	0.00	0.00	100.00	0.00	0.00	0.00	0.00	100.00
	0.00	0.00	0.00	40.00	0.00	0.00	0.00	0.00	5.88
5 X 5	0	0	0	0	2	0	0	0	2
	0.00	0.00	0.00	0.00	5.88	0.00	0.00	0.00	5.88
	0.00	0.00	0.00	0.00	100.00	0.00	0.00	0.00	100.00
	0.00	0.00	0.00	0.00	25.00	0.00	0.00	0.00	5.88

1994 WHITETAIL DEER ANTLER STATISTICS BY TIME PERIOD

DISTRICT 261 (CONTINUED)

FREQ	09/01	10/23	10/30	11/06	11/13	11/20	11/28	UNKWN	TOTAL
TOT%	TO	TO	TO	TO	TO	TO	TO		
ROW%	10/22	10/29	11/05	11/12	11/19	11/27	01/15		
COL%									
TOTAL	2	3	10	5	8	6	0	0	34
ANTLRD	5.88	8.82	29.41	14.71	23.53	17.65	0.00	0.00	100.00
	5.88	8.82	29.41	14.71	23.53	17.65	0.00	0.00	100.00
	100.00	100.00	100.00	100.00	100.00	100.00	0.00	0.00	100.00

1994 WHITETAIL DEER ANTLER STATISTICS BY TIME PERIOD

DISTRICT 270

FREQ	09/01	10/23	10/30	11/06	11/13	11/20	11/28	UNKWN	TOTAL
TOT%	TO	TO	TO	TO	TO	TO	TO		
ROW%	10/22	10/29	11/05	11/12	11/19	11/27	01/15		
COL%									
ANTLSS	2	10	3	4	2	8	0	0	29
	6.90	34.48	10.34	13.79	6.90	27.59	0.00	0.00	100.00
	6.90	34.48	10.34	13.79	6.90	27.59	0.00	0.00	100.00
	100.00	100.00	100.00	100.00	100.00	100.00	0.00	0.00	100.00
1 X 1	0	2	0	0	0	3	0	0	5
	0.00	4.44	0.00	0.00	0.00	6.67	0.00	0.00	11.11
	0.00	40.00	0.00	0.00	0.00	60.00	0.00	0.00	100.00
	0.00	33.33	0.00	0.00	0.00	16.67	0.00	0.00	11.11
2 X 2	0	2	3	1	1	3	0	0	10
	0.00	4.44	6.67	2.22	2.22	6.67	0.00	0.00	22.22
	0.00	20.00	30.00	10.00	10.00	30.00	0.00	0.00	100.00
	0.00	33.33	75.00	20.00	9.09	16.67	0.00	0.00	22.22
3 X 2	0	0	0	0	1	0	0	0	1
	0.00	0.00	0.00	0.00	2.22	0.00	0.00	0.00	2.22
	0.00	0.00	0.00	0.00	100.00	0.00	0.00	0.00	100.00
	0.00	0.00	0.00	0.00	9.09	0.00	0.00	0.00	2.22
3 X 3	0	2	0	2	4	4	0	0	12
	0.00	4.44	0.00	4.44	8.89	8.89	0.00	0.00	26.67
	0.00	16.67	0.00	16.67	33.33	33.33	0.00	0.00	100.00
	0.00	33.33	0.00	40.00	36.36	22.22	0.00	0.00	26.67
4 X 3	0	0	0	0	0	1	0	0	1
	0.00	0.00	0.00	0.00	0.00	2.22	0.00	0.00	2.22
	0.00	0.00	0.00	0.00	0.00	100.00	0.00	0.00	100.00
	0.00	0.00	0.00	0.00	0.00	5.56	0.00	0.00	2.22
4 X 4	1	0	1	0	4	3	0	0	9
	2.22	0.00	2.22	0.00	8.89	6.67	0.00	0.00	20.00
	11.11	0.00	11.11	0.00	44.44	33.33	0.00	0.00	100.00
	100.00	0.00	25.00	0.00	36.36	16.67	0.00	0.00	20.00
5 X 4	0	0	0	1	1	3	0	0	5
	0.00	0.00	0.00	2.22	2.22	6.67	0.00	0.00	11.11
	0.00	0.00	0.00	20.00	20.00	60.00	0.00	0.00	100.00
	0.00	0.00	0.00	20.00	9.09	16.67	0.00	0.00	11.11
5 X 5	0	0	0	1	0	1	0	0	2
	0.00	0.00	0.00	2.22	0.00	2.22	0.00	0.00	4.44
	0.00	0.00	0.00	50.00	0.00	50.00	0.00	0.00	100.00
	0.00	0.00	0.00	20.00	0.00	5.56	0.00	0.00	4.44

1994 WHITETAIL DEER ANTLER STATISTICS BY TIME PERIOD

DISTRICT 270 (CONTINUED)

FREQ	09/01	10/23	10/30	11/06	11/13	11/20	11/28	UNKWN	TOTAL
TOT%	TO	TO	TO	TO	TO	TO	TO		
ROW%	10/22	10/29	11/05	11/12	11/19	11/27	01/15		
COL%									
TOTAL	1	6	4	5	11	18	0	0	45
ANTLRD	2.22	13.33	8.89	11.11	24.44	40.00	0.00	0.00	100.00
	2.22	13.33	8.89	11.11	24.44	40.00	0.00	0.00	100.00
	100.00	100.00	100.00	100.00	100.00	100.00	0.00	0.00	100.00

1994 WHITETAIL DEER ANTLER STATISTICS BY TIME PERIOD

DISTRICT 280

FREQ	09/01	10/23	10/30	11/06	11/13	11/20	11/28	UNKWN	TOTAL
TOT%	TO	TO	TO	TO	TO	TO	TO		
ROW%	10/22	10/29	11/05	11/12	11/19	11/27	01/15		
COL%									
ANTLSS	0	1	0	1	0	1	0	0	3
	0.00	33.33	0.00	33.33	0.00	33.33	0.00	0.00	100.00
	0.00	33.33	0.00	33.33	0.00	33.33	0.00	0.00	100.00
	0.00	100.00	0.00	100.00	0.00	100.00	0.00	0.00	100.00
2 X 1	0	1	0	0	0	0	0	0	1
	0.00	9.09	0.00	0.00	0.00	0.00	0.00	0.00	9.09
	0.00	100.00	0.00	0.00	0.00	0.00	0.00	0.00	100.00
	0.00	50.00	0.00	0.00	0.00	0.00	0.00	0.00	9.09
3 X 3	1	1	1	1	0	0	0	0	4
	9.09	9.09	9.09	9.09	0.00	0.00	0.00	0.00	36.36
	25.00	25.00	25.00	25.00	0.00	0.00	0.00	0.00	100.00
	100.00	50.00	50.00	100.00	0.00	0.00	0.00	0.00	36.36
4 X 4	0	0	1	0	0	3	0	0	4
	0.00	0.00	9.09	0.00	0.00	27.27	0.00	0.00	36.36
	0.00	0.00	25.00	0.00	0.00	75.00	0.00	0.00	100.00
	0.00	0.00	50.00	0.00	0.00	60.00	0.00	0.00	36.36
5 X 4	0	0	0	0	0	1	0	0	1
	0.00	0.00	0.00	0.00	0.00	9.09	0.00	0.00	9.09
	0.00	0.00	0.00	0.00	0.00	100.00	0.00	0.00	100.00
	0.00	0.00	0.00	0.00	0.00	20.00	0.00	0.00	9.09
5 X 5	0	0	0	0	0	1	0	0	1
	0.00	0.00	0.00	0.00	0.00	9.09	0.00	0.00	9.09
	0.00	0.00	0.00	0.00	0.00	100.00	0.00	0.00	100.00
	0.00	0.00	0.00	0.00	0.00	20.00	0.00	0.00	9.09
TOTAL ANTLRD	1	2	2	1	0	5	0	0	11
	9.09	18.18	18.18	9.09	0.00	45.45	0.00	0.00	100.00
	9.09	18.18	18.18	9.09	0.00	45.45	0.00	0.00	100.00
	100.00	100.00	100.00	100.00	0.00	100.00	0.00	0.00	100.00

1994 WHITETAIL DEER ANTLER STATISTICS BY TIME PERIOD

DISTRICT 281

FREQ	09/01	10/23	10/30	11/06	11/13	11/20	11/28	UNKWN	TOTAL
TOT%	TO	TO	TO	TO	TO	TO	TO		
ROW%	10/22	10/29	11/05	11/12	11/19	11/27	01/15		
COL%									
ANTLSS	3	39	20	22	12	21	0	0	117
	2.56	33.33	17.09	18.80	10.26	17.95	0.00	0.00	100.00
	2.56	33.33	17.09	18.80	10.26	17.95	0.00	0.00	100.00
	100.00	100.00	100.00	100.00	100.00	100.00	0.00	0.00	100.00
1 X 1	0	3	1	2	0	1	0	0	7
	0.00	2.88	0.96	1.92	0.00	0.96	0.00	0.00	6.73
	0.00	42.86	14.29	28.57	0.00	14.29	0.00	0.00	100.00
	0.00	21.43	7.69	11.11	0.00	2.78	0.00	0.00	6.73
2 X 1	0	0	1	1	0	0	0	0	2
	0.00	0.00	0.96	0.96	0.00	0.00	0.00	0.00	1.92
	0.00	0.00	50.00	50.00	0.00	0.00	0.00	0.00	100.00
	0.00	0.00	7.69	5.56	0.00	0.00	0.00	0.00	1.92
2 X 2	0	4	1	2	3	2	0	0	12
	0.00	3.85	0.96	1.92	2.88	1.92	0.00	0.00	11.54
	0.00	33.33	8.33	16.67	25.00	16.67	0.00	0.00	100.00
	0.00	28.57	7.69	11.11	13.64	5.56	0.00	0.00	11.54
3 X 2	0	0	0	0	0	1	0	0	1
	0.00	0.00	0.00	0.00	0.00	0.96	0.00	0.00	0.96
	0.00	0.00	0.00	0.00	0.00	100.00	0.00	0.00	100.00
	0.00	0.00	0.00	0.00	0.00	2.78	0.00	0.00	0.96
3 X 3	0	5	4	2	5	6	0	0	22
	0.00	4.81	3.85	1.92	4.81	5.77	0.00	0.00	21.15
	0.00	22.73	18.18	9.09	22.73	27.27	0.00	0.00	100.00
	0.00	35.71	30.77	11.11	22.73	16.67	0.00	0.00	21.15
4 X 2	0	0	1	0	0	0	0	0	1
	0.00	0.00	0.96	0.00	0.00	0.00	0.00	0.00	0.96
	0.00	0.00	100.00	0.00	0.00	0.00	0.00	0.00	100.00
	0.00	0.00	7.69	0.00	0.00	0.00	0.00	0.00	0.96
4 X 3	0	0	0	0	1	1	0	0	2
	0.00	0.00	0.00	0.00	0.96	0.96	0.00	0.00	1.92
	0.00	0.00	0.00	0.00	50.00	50.00	0.00	0.00	100.00
	0.00	0.00	0.00	0.00	4.55	2.78	0.00	0.00	1.92
4 X 4	0	2	3	3	6	14	0	0	28
	0.00	1.92	2.88	2.88	5.77	13.46	0.00	0.00	26.92
	0.00	7.14	10.71	10.71	21.43	50.00	0.00	0.00	100.00
	0.00	14.29	23.08	16.67	27.27	38.89	0.00	0.00	26.92

1994 WHITETAIL DEER ANTLER STATISTICS BY TIME PERIOD

DISTRICT 281 (CONTINUED)

FREQ	09/01	10/23	10/30	11/06	11/13	11/20	11/28	UNKWN	TOTAL
TOT%	TO	TO	TO	TO	TO	TO	TO		
ROW%	10/22	10/29	11/05	11/12	11/19	11/27	01/15		
COL%									
5 X -	0	0	0	0	0	1	0	0	1
	0.00	0.00	0.00	0.00	0.00	0.96	0.00	0.00	0.96
	0.00	0.00	0.00	0.00	0.00	100.00	0.00	0.00	100.00
	0.00	0.00	0.00	0.00	0.00	2.78	0.00	0.00	0.96
5 X 4	0	0	1	5	2	3	0	0	11
	0.00	0.00	0.96	4.81	1.92	2.88	0.00	0.00	10.58
	0.00	0.00	9.09	45.45	18.18	27.27	0.00	0.00	100.00
	0.00	0.00	7.69	27.78	9.09	8.33	0.00	0.00	10.58
5 X 5	1	0	1	3	4	2	0	0	11
	0.96	0.00	0.96	2.88	3.85	1.92	0.00	0.00	10.58
	9.09	0.00	9.09	27.27	36.36	18.18	0.00	0.00	100.00
	100.00	0.00	7.69	16.67	18.18	5.56	0.00	0.00	10.58
6 X 3	0	0	0	0	0	1	0	0	1
	0.00	0.00	0.00	0.00	0.00	0.96	0.00	0.00	0.96
	0.00	0.00	0.00	0.00	0.00	100.00	0.00	0.00	100.00
	0.00	0.00	0.00	0.00	0.00	2.78	0.00	0.00	0.96
6 X 5	0	0	0	0	1	0	0	0	1
	0.00	0.00	0.00	0.00	0.96	0.00	0.00	0.00	0.96
	0.00	0.00	0.00	0.00	100.00	0.00	0.00	0.00	100.00
	0.00	0.00	0.00	0.00	4.55	0.00	0.00	0.00	0.96
6 X 6	0	0	0	0	0	1	0	0	1
	0.00	0.00	0.00	0.00	0.00	0.96	0.00	0.00	0.96
	0.00	0.00	0.00	0.00	0.00	100.00	0.00	0.00	100.00
	0.00	0.00	0.00	0.00	0.00	2.78	0.00	0.00	0.96
7 X 5	0	0	0	0	0	2	0	0	2
	0.00	0.00	0.00	0.00	0.00	1.92	0.00	0.00	1.92
	0.00	0.00	0.00	0.00	0.00	100.00	0.00	0.00	100.00
	0.00	0.00	0.00	0.00	0.00	5.56	0.00	0.00	1.92
8 X 7	0	0	0	0	0	1	0	0	1
	0.00	0.00	0.00	0.00	0.00	0.96	0.00	0.00	0.96
	0.00	0.00	0.00	0.00	0.00	100.00	0.00	0.00	100.00
	0.00	0.00	0.00	0.00	0.00	2.78	0.00	0.00	0.96
TOTAL	1	14	13	18	22	36	0	0	104
ANTLRD	0.96	13.46	12.50	17.31	21.15	34.62	0.00	0.00	100.00
	0.96	13.46	12.50	17.31	21.15	34.62	0.00	0.00	100.00
	100.00	100.00	100.00	100.00	100.00	100.00	0.00	0.00	100.00

1994 WHITETAIL DEER ANTLER STATISTICS BY TIME PERIOD

DISTRICT 282

FREQ	09/01	10/23	10/30	11/06	11/13	11/20	11/28	UNKWN	TOTAL
TOT%	TO	TO	TO	TO	TO	TO	TO		
ROW%	10/22	10/29	11/05	11/12	11/19	11/27	01/15		
COL%									
ANTLSS	6	2	1	3	1	1	0	0	14
	42.86	14.29	7.14	21.43	7.14	7.14	0.00	0.00	100.00
	42.86	14.29	7.14	21.43	7.14	7.14	0.00	0.00	100.00
	100.00	100.00	100.00	100.00	100.00	100.00	0.00	0.00	100.00
1 X 1	1	0	0	0	0	1	0	0	2
	6.67	0.00	0.00	0.00	0.00	6.67	0.00	0.00	13.33
	50.00	0.00	0.00	0.00	0.00	50.00	0.00	0.00	100.00
	33.33	0.00	0.00	0.00	0.00	33.33	0.00	0.00	13.33
2 X 2	0	0	1	2	0	0	0	0	3
	0.00	0.00	6.67	13.33	0.00	0.00	0.00	0.00	20.00
	0.00	0.00	33.33	66.67	0.00	0.00	0.00	0.00	100.00
	0.00	0.00	50.00	40.00	0.00	0.00	0.00	0.00	20.00
3 X 2	1	0	0	0	0	0	0	0	1
	6.67	0.00	0.00	0.00	0.00	0.00	0.00	0.00	6.67
	100.00	0.00	0.00	0.00	0.00	0.00	0.00	0.00	100.00
	33.33	0.00	0.00	0.00	0.00	0.00	0.00	0.00	6.67
3 X 3	0	1	0	0	0	0	0	0	1
	0.00	6.67	0.00	0.00	0.00	0.00	0.00	0.00	6.67
	0.00	100.00	0.00	0.00	0.00	0.00	0.00	0.00	100.00
	0.00	50.00	0.00	0.00	0.00	0.00	0.00	0.00	6.67
4 X 4	1	1	0	2	0	1	0	0	5
	6.67	6.67	0.00	13.33	0.00	6.67	0.00	0.00	33.33
	20.00	20.00	0.00	40.00	0.00	20.00	0.00	0.00	100.00
	33.33	50.00	0.00	40.00	0.00	33.33	0.00	0.00	33.33
5 X 4	0	0	1	0	0	0	0	0	1
	0.00	0.00	6.67	0.00	0.00	0.00	0.00	0.00	6.67
	0.00	0.00	100.00	0.00	0.00	0.00	0.00	0.00	100.00
	0.00	0.00	50.00	0.00	0.00	0.00	0.00	0.00	6.67
5 X 5	0	0	0	0	0	1	0	0	1
	0.00	0.00	0.00	0.00	0.00	6.67	0.00	0.00	6.67
	0.00	0.00	0.00	0.00	0.00	100.00	0.00	0.00	100.00
	0.00	0.00	0.00	0.00	0.00	33.33	0.00	0.00	6.67
7 X 5	0	0	0	1	0	0	0	0	1
	0.00	0.00	0.00	6.67	0.00	0.00	0.00	0.00	6.67
	0.00	0.00	0.00	100.00	0.00	0.00	0.00	0.00	100.00
	0.00	0.00	0.00	20.00	0.00	0.00	0.00	0.00	6.67

1994 WHITETAIL DEER ANTLER STATISTICS BY TIME PERIOD

DISTRICT 282 (CONTINUED)

FREQ	09/01	10/23	10/30	11/06	11/13	11/20	11/28	UNKWN	TOTAL
TOT%	TO	TO	TO	TO	TO	TO	TO		
ROW%	10/22	10/29	11/05	11/12	11/19	11/27	01/15		
COL%									
TOTAL	3	2	2	5	0	3	0	0	15
ANTLRD	20.00	13.33	13.33	33.33	0.00	20.00	0.00	0.00	100.00
	20.00	13.33	13.33	33.33	0.00	20.00	0.00	0.00	100.00
	100.00	100.00	100.00	100.00	0.00	100.00	0.00	0.00	100.00

1994 WHITETAIL DEER ANTLER STATISTICS BY TIME PERIOD

DISTRICT 283

FREQ TOT% ROW% COL%	09/01 TO 10/22	10/23 TO 10/29	10/30 TO 11/05	11/06 TO 11/12	11/13 TO 11/19	11/20 TO 11/27	11/28 TO 01/15	UNKWN	TOTAL
ANTLSS	4	40	18	13	8	9	0	1	93
	4.30	43.01	19.35	13.98	8.60	9.68	0.00	1.08	100.00
	4.30	43.01	19.35	13.98	8.60	9.68	0.00	1.08	100.00
	100.00	100.00	100.00	100.00	100.00	100.00	0.00	100.00	100.00
1 X 1	0	7	3	0	1	3	0	0	14
	0.00	5.88	2.52	0.00	0.84	2.52	0.00	0.00	11.76
	0.00	50.00	21.43	0.00	7.14	21.43	0.00	0.00	100.00
	0.00	21.21	20.00	0.00	4.55	9.68	0.00	0.00	11.76
2 X 1	0	1	0	0	0	1	0	0	2
	0.00	0.84	0.00	0.00	0.00	0.84	0.00	0.00	1.68
	0.00	50.00	0.00	0.00	0.00	50.00	0.00	0.00	100.00
	0.00	3.03	0.00	0.00	0.00	3.23	0.00	0.00	1.68
2 X 2	0	7	2	5	7	4	0	0	25
	0.00	5.88	1.68	4.20	5.88	3.36	0.00	0.00	21.01
	0.00	28.00	8.00	20.00	28.00	16.00	0.00	0.00	100.00
	0.00	21.21	13.33	31.25	31.82	12.90	0.00	0.00	21.01
3 X 1	0	0	1	0	0	0	0	0	1
	0.00	0.00	0.84	0.00	0.00	0.00	0.00	0.00	0.84
	0.00	0.00	100.00	0.00	0.00	0.00	0.00	0.00	100.00
	0.00	0.00	6.67	0.00	0.00	0.00	0.00	0.00	0.84
3 X 2	0	2	1	0	1	0	0	0	4
	0.00	1.68	0.84	0.00	0.84	0.00	0.00	0.00	3.36
	0.00	50.00	25.00	0.00	25.00	0.00	0.00	0.00	100.00
	0.00	6.06	6.67	0.00	4.55	0.00	0.00	0.00	3.36
3 X 3	1	3	2	2	1	6	0	0	15
	0.84	2.52	1.68	1.68	0.84	5.04	0.00	0.00	12.61
	6.67	20.00	13.33	13.33	6.67	40.00	0.00	0.00	100.00
	50.00	9.09	13.33	12.50	4.55	19.35	0.00	0.00	12.61
4 X 3	0	1	0	2	1	2	0	0	6
	0.00	0.84	0.00	1.68	0.84	1.68	0.00	0.00	5.04
	0.00	16.67	0.00	33.33	16.67	33.33	0.00	0.00	100.00
	0.00	3.03	0.00	12.50	4.55	6.45	0.00	0.00	5.04
4 X 4	1	7	5	2	9	6	0	0	30
	0.84	5.88	4.20	1.68	7.56	5.04	0.00	0.00	25.21
	3.33	23.33	16.67	6.67	30.00	20.00	0.00	0.00	100.00
	50.00	21.21	33.33	12.50	40.91	19.35	0.00	0.00	25.21

1994 WHITETAIL DEER ANTLER STATISTICS BY TIME PERIOD

DISTRICT 283 (CONTINUED)

FREQ	09/01	10/23	10/30	11/06	11/13	11/20	11/28	UNKWN	TOTAL
TOT%	TO	TO	TO	TO	TO	TO	TO		
ROW%	10/22	10/29	11/05	11/12	11/19	11/27	01/15		
COL%									
5 X 3	0	1	0	0	0	0	0	0	1
	0.00	0.84	0.00	0.00	0.00	0.00	0.00	0.00	0.84
	0.00	100.00	0.00	0.00	0.00	0.00	0.00	0.00	100.00
	0.00	3.03	0.00	0.00	0.00	0.00	0.00	0.00	0.84
5 X 4	0	1	0	2	1	2	0	0	6
	0.00	0.84	0.00	1.68	0.84	1.68	0.00	0.00	5.04
	0.00	16.67	0.00	33.33	16.67	33.33	0.00	0.00	100.00
	0.00	3.03	0.00	12.50	4.55	6.45	0.00	0.00	5.04
5 X 5	0	3	1	2	1	5	0	0	12
	0.00	2.52	0.84	1.68	0.84	4.20	0.00	0.00	10.08
	0.00	25.00	8.33	16.67	8.33	41.67	0.00	0.00	100.00
	0.00	9.09	6.67	12.50	4.55	16.13	0.00	0.00	10.08
6 X 5	0	0	0	0	0	1	0	0	1
	0.00	0.00	0.00	0.00	0.00	0.84	0.00	0.00	0.84
	0.00	0.00	0.00	0.00	0.00	100.00	0.00	0.00	100.00
	0.00	0.00	0.00	0.00	0.00	3.23	0.00	0.00	0.84
6 X 6	0	0	0	1	0	0	0	0	1
	0.00	0.00	0.00	0.84	0.00	0.00	0.00	0.00	0.84
	0.00	0.00	0.00	100.00	0.00	0.00	0.00	0.00	100.00
	0.00	0.00	0.00	6.25	0.00	0.00	0.00	0.00	0.84
7 X 6	0	0	0	0	0	1	0	0	1
	0.00	0.00	0.00	0.00	0.00	0.84	0.00	0.00	0.84
	0.00	0.00	0.00	0.00	0.00	100.00	0.00	0.00	100.00
	0.00	0.00	0.00	0.00	0.00	3.23	0.00	0.00	0.84
TOTAL	2	33	15	16	22	31	0	0	119
ANTLRD	1.68	27.73	12.61	13.45	18.49	26.05	0.00	0.00	100.00
	1.68	27.73	12.61	13.45	18.49	26.05	0.00	0.00	100.00
	100.00	100.00	100.00	100.00	100.00	100.00	0.00	0.00	100.00

1994 WHITETAIL DEER ANTLER STATISTICS BY TIME PERIOD

DISTRICT 284

FREQ	09/01	10/23	10/30	11/06	11/13	11/20	11/28	UNKWN	TOTAL
TOT%	TO	TO	TO	TO	TO	TO	TO		
ROW%	10/22	10/29	11/05	11/12	11/19	11/27	01/15		
COL%									
ANTLSS	1	4	1	1	3	2	0	0	12
	8.33	33.33	8.33	8.33	25.00	16.67	0.00	0.00	100.00
	8.33	33.33	8.33	8.33	25.00	16.67	0.00	0.00	100.00
	100.00	100.00	100.00	100.00	100.00	100.00	0.00	0.00	100.00
2 X 2	0	2	0	0	0	2	0	0	4
	0.00	10.53	0.00	0.00	0.00	10.53	0.00	0.00	21.05
	0.00	50.00	0.00	0.00	0.00	50.00	0.00	0.00	100.00
	0.00	66.67	0.00	0.00	0.00	22.22	0.00	0.00	21.05
3 X 2	0	0	0	0	0	1	0	0	1
	0.00	0.00	0.00	0.00	0.00	5.26	0.00	0.00	5.26
	0.00	0.00	0.00	0.00	0.00	100.00	0.00	0.00	100.00
	0.00	0.00	0.00	0.00	0.00	11.11	0.00	0.00	5.26
3 X 3	1	0	0	1	0	2	0	0	4
	5.26	0.00	0.00	5.26	0.00	10.53	0.00	0.00	21.05
	25.00	0.00	0.00	25.00	0.00	50.00	0.00	0.00	100.00
	100.00	0.00	0.00	100.00	0.00	22.22	0.00	0.00	21.05
4 X 4	0	1	0	0	4	3	0	0	8
	0.00	5.26	0.00	0.00	21.05	15.79	0.00	0.00	42.11
	0.00	12.50	0.00	0.00	50.00	37.50	0.00	0.00	100.00
	0.00	33.33	0.00	0.00	100.00	33.33	0.00	0.00	42.11
5 X 5	0	0	0	0	0	1	0	0	1
	0.00	0.00	0.00	0.00	0.00	5.26	0.00	0.00	5.26
	0.00	0.00	0.00	0.00	0.00	100.00	0.00	0.00	100.00
	0.00	0.00	0.00	0.00	0.00	11.11	0.00	0.00	5.26
6 X 6	0	0	1	0	0	0	0	0	1
	0.00	0.00	5.26	0.00	0.00	0.00	0.00	0.00	5.26
	0.00	0.00	100.00	0.00	0.00	0.00	0.00	0.00	100.00
	0.00	0.00	100.00	0.00	0.00	0.00	0.00	0.00	5.26
TOTAL	1	3	1	1	4	9	0	0	19
ANTLRD	5.26	15.79	5.26	5.26	21.05	47.37	0.00	0.00	100.00
	5.26	15.79	5.26	5.26	21.05	47.37	0.00	0.00	100.00
	100.00	100.00	100.00	100.00	100.00	100.00	0.00	0.00	100.00

1994 WHITETAIL DEER ANTLER STATISTICS BY TIME PERIOD

DISTRICT 285

FREQ	09/01	10/23	10/30	11/06	11/13	11/20	11/28	UNKWN	TOTAL
TOT%	TO	TO	TO	TO	TO	TO	TO		
ROW%	10/22	10/29	11/05	11/12	11/19	11/27	01/15		
COL%									
ANTLSS	10	95	30	26	12	18	0	0	191
	5.24	49.74	15.71	13.61	6.28	9.42	0.00	0.00	100.00
	5.24	49.74	15.71	13.61	6.28	9.42	0.00	0.00	100.00
	100.00	100.00	100.00	100.00	100.00	100.00	0.00	0.00	100.00
1 X 1	1	7	2	1	0	2	0	0	13
	0.54	3.76	1.08	0.54	0.00	1.08	0.00	0.00	6.99
	7.69	53.85	15.38	7.69	0.00	15.38	0.00	0.00	100.00
	50.00	23.33	8.70	3.13	0.00	3.28	0.00	0.00	6.99
2 X 1	0	0	1	2	2	1	0	0	6
	0.00	0.00	0.54	1.08	1.08	0.54	0.00	0.00	3.23
	0.00	0.00	16.67	33.33	33.33	16.67	0.00	0.00	100.00
	0.00	0.00	4.35	6.25	5.26	1.64	0.00	0.00	3.23
2 X 2	0	6	8	10	7	9	0	0	40
	0.00	3.23	4.30	5.38	3.76	4.84	0.00	0.00	21.51
	0.00	15.00	20.00	25.00	17.50	22.50	0.00	0.00	100.00
	0.00	20.00	34.78	31.25	18.42	14.75	0.00	0.00	21.51
3 X 2	0	2	1	1	1	1	0	0	6
	0.00	1.08	0.54	0.54	0.54	0.54	0.00	0.00	3.23
	0.00	33.33	16.67	16.67	16.67	16.67	0.00	0.00	100.00
	0.00	6.67	4.35	3.13	2.63	1.64	0.00	0.00	3.23
3 X 3	1	9	4	4	5	6	0	0	29
	0.54	4.84	2.15	2.15	2.69	3.23	0.00	0.00	15.59
	3.45	31.03	13.79	13.79	17.24	20.69	0.00	0.00	100.00
	50.00	30.00	17.39	12.50	13.16	9.84	0.00	0.00	15.59
4 X 1	0	0	0	0	0	1	0	0	1
	0.00	0.00	0.00	0.00	0.00	0.54	0.00	0.00	0.54
	0.00	0.00	0.00	0.00	0.00	100.00	0.00	0.00	100.00
	0.00	0.00	0.00	0.00	0.00	1.64	0.00	0.00	0.54
4 X 3	0	2	1	1	4	3	0	0	11
	0.00	1.08	0.54	0.54	2.15	1.61	0.00	0.00	5.91
	0.00	18.18	9.09	9.09	36.36	27.27	0.00	0.00	100.00
	0.00	6.67	4.35	3.13	10.53	4.92	0.00	0.00	5.91
4 X 4	0	4	6	6	12	26	0	0	54
	0.00	2.15	3.23	3.23	6.45	13.98	0.00	0.00	29.03
	0.00	7.41	11.11	11.11	22.22	48.15	0.00	0.00	100.00
	0.00	13.33	26.09	18.75	31.58	42.62	0.00	0.00	29.03

1994 WHITETAIL DEER ANTLER STATISTICS BY TIME PERIOD

DISTRICT 285 (CONTINUED)

FREQ	09/01	10/23	10/30	11/06	11/13	11/20	11/28	UNKWN	TOTAL
TOT%	TO	TO	TO	TO	TO	TO	TO		
ROW%	10/22	10/29	11/05	11/12	11/19	11/27	01/15		
COL%									
5 X 1	0	0	0	0	0	1	0	0	1
	0.00	0.00	0.00	0.00	0.00	0.54	0.00	0.00	0.54
	0.00	0.00	0.00	0.00	0.00	100.00	0.00	0.00	100.00
	0.00	0.00	0.00	0.00	0.00	1.64	0.00	0.00	0.54
5 X 4	0	0	0	3	2	4	0	0	9
	0.00	0.00	0.00	1.61	1.08	2.15	0.00	0.00	4.84
	0.00	0.00	0.00	33.33	22.22	44.44	0.00	0.00	100.00
	0.00	0.00	0.00	9.38	5.26	6.56	0.00	0.00	4.84
5 X 5	0	0	0	2	4	4	0	0	10
	0.00	0.00	0.00	1.08	2.15	2.15	0.00	0.00	5.38
	0.00	0.00	0.00	20.00	40.00	40.00	0.00	0.00	100.00
	0.00	0.00	0.00	6.25	10.53	6.56	0.00	0.00	5.38
6 X 3	0	0	0	0	0	1	0	0	1
	0.00	0.00	0.00	0.00	0.00	0.54	0.00	0.00	0.54
	0.00	0.00	0.00	0.00	0.00	100.00	0.00	0.00	100.00
	0.00	0.00	0.00	0.00	0.00	1.64	0.00	0.00	0.54
6 X 5	0	0	0	1	1	2	0	0	4
	0.00	0.00	0.00	0.54	0.54	1.08	0.00	0.00	2.15
	0.00	0.00	0.00	25.00	25.00	50.00	0.00	0.00	100.00
	0.00	0.00	0.00	3.13	2.63	3.28	0.00	0.00	2.15
7 X 7	0	0	0	1	0	0	0	0	1
	0.00	0.00	0.00	0.54	0.00	0.00	0.00	0.00	0.54
	0.00	0.00	0.00	100.00	0.00	0.00	0.00	0.00	100.00
	0.00	0.00	0.00	3.13	0.00	0.00	0.00	0.00	0.54
TOTAL	2	30	23	32	38	61	0	0	186
ANTLRD	1.08	16.13	12.37	17.20	20.43	32.80	0.00	0.00	100.00
	1.08	16.13	12.37	17.20	20.43	32.80	0.00	0.00	100.00
	100.00	100.00	100.00	100.00	100.00	100.00	0.00	0.00	100.00

1994 WHITETAIL DEER ANTLER STATISTICS BY TIME PERIOD

DISTRICT 290

FREQ	09/01	10/23	10/30	11/06	11/13	11/20	11/28	UNKWN	TOTAL
TOT%	TO	TO	TO	TO	TO	TO	TO		
ROW%	10/22	10/29	11/05	11/12	11/19	11/27	01/15		
COL%									
ANTLSS	21	5	0	2	3	6	3	0	40
	52.50	12.50	0.00	5.00	7.50	15.00	7.50	0.00	100.00
	52.50	12.50	0.00	5.00	7.50	15.00	7.50	0.00	100.00
	100.00	100.00	0.00	100.00	100.00	100.00	100.00	0.00	100.00
1 X 1	0	0	1	0	0	1	0	0	2
	0.00	0.00	4.17	0.00	0.00	4.17	0.00	0.00	8.33
	0.00	0.00	50.00	0.00	0.00	50.00	0.00	0.00	100.00
	0.00	0.00	33.33	0.00	0.00	16.67	0.00	0.00	8.33
2 X 2	0	0	0	0	2	1	0	0	3
	0.00	0.00	0.00	0.00	8.33	4.17	0.00	0.00	12.50
	0.00	0.00	0.00	0.00	66.67	33.33	0.00	0.00	100.00
	0.00	0.00	0.00	0.00	33.33	16.67	0.00	0.00	12.50
3 X 3	0	0	0	0	1	0	0	0	1
	0.00	0.00	0.00	0.00	4.17	0.00	0.00	0.00	4.17
	0.00	0.00	0.00	0.00	100.00	0.00	0.00	0.00	100.00
	0.00	0.00	0.00	0.00	16.67	0.00	0.00	0.00	4.17
4 X 4	1	0	0	1	2	4	2	0	10
	4.17	0.00	0.00	4.17	8.33	16.67	8.33	0.00	41.67
	10.00	0.00	0.00	10.00	20.00	40.00	20.00	0.00	100.00
	33.33	0.00	0.00	33.33	33.33	66.67	66.67	0.00	41.67
5 X 4	2	0	1	0	0	0	1	0	4
	8.33	0.00	4.17	0.00	0.00	0.00	4.17	0.00	16.67
	50.00	0.00	25.00	0.00	0.00	0.00	25.00	0.00	100.00
	66.67	0.00	33.33	0.00	0.00	0.00	33.33	0.00	16.67
5 X 5	0	0	1	1	1	0	0	0	3
	0.00	0.00	4.17	4.17	4.17	0.00	0.00	0.00	12.50
	0.00	0.00	33.33	33.33	33.33	0.00	0.00	0.00	100.00
	0.00	0.00	33.33	33.33	16.67	0.00	0.00	0.00	12.50
6 X 5	0	0	0	1	0	0	0	0	1
	0.00	0.00	0.00	4.17	0.00	0.00	0.00	0.00	4.17
	0.00	0.00	0.00	100.00	0.00	0.00	0.00	0.00	100.00
	0.00	0.00	0.00	33.33	0.00	0.00	0.00	0.00	4.17
TOTAL	3	0	3	3	6	6	3	0	24
ANTLRD	12.50	0.00	12.50	12.50	25.00	25.00	12.50	0.00	100.00
	12.50	0.00	12.50	12.50	25.00	25.00	12.50	0.00	100.00
	100.00	0.00	100.00	100.00	100.00	100.00	100.00	0.00	100.00

1994 WHITETAIL DEER ANTLER STATISTICS BY TIME PERIOD

DISTRICT 291

FREQ	09/01	10/23	10/30	11/06	11/13	11/20	11/28	UNKWN	TOTAL
TOT%	TO	TO	TO	TO	TO	TO	TO		
ROW%	10/22	10/29	11/05	11/12	11/19	11/27	01/15		
COL%									
ANTLSS	0	3	1	2	1	1	0	0	8
	0.00	37.50	12.50	25.00	12.50	12.50	0.00	0.00	100.00
	0.00	37.50	12.50	25.00	12.50	12.50	0.00	0.00	100.00
	0.00	100.00	100.00	100.00	100.00	100.00	0.00	0.00	100.00
1 X 1	0	0	0	1	0	0	0	0	1
	0.00	0.00	0.00	11.11	0.00	0.00	0.00	0.00	11.11
	0.00	0.00	0.00	100.00	0.00	0.00	0.00	0.00	100.00
	0.00	0.00	0.00	25.00	0.00	0.00	0.00	0.00	11.11
2 X 2	0	0	0	0	0	1	0	0	1
	0.00	0.00	0.00	0.00	0.00	11.11	0.00	0.00	11.11
	0.00	0.00	0.00	0.00	0.00	100.00	0.00	0.00	100.00
	0.00	0.00	0.00	0.00	0.00	100.00	0.00	0.00	11.11
3 X 3	0	0	0	1	1	0	0	0	2
	0.00	0.00	0.00	11.11	11.11	0.00	0.00	0.00	22.22
	0.00	0.00	0.00	50.00	50.00	0.00	0.00	0.00	100.00
	0.00	0.00	0.00	25.00	50.00	0.00	0.00	0.00	22.22
4 X 4	0	0	0	2	1	0	0	0	3
	0.00	0.00	0.00	22.22	11.11	0.00	0.00	0.00	33.33
	0.00	0.00	0.00	66.67	33.33	0.00	0.00	0.00	100.00
	0.00	0.00	0.00	50.00	50.00	0.00	0.00	0.00	33.33
5 X 4	1	0	0	0	0	0	0	0	1
	11.11	0.00	0.00	0.00	0.00	0.00	0.00	0.00	11.11
	100.00	0.00	0.00	0.00	0.00	0.00	0.00	0.00	100.00
	50.00	0.00	0.00	0.00	0.00	0.00	0.00	0.00	11.11
7 X 5	1	0	0	0	0	0	0	0	1
	11.11	0.00	0.00	0.00	0.00	0.00	0.00	0.00	11.11
	100.00	0.00	0.00	0.00	0.00	0.00	0.00	0.00	100.00
	50.00	0.00	0.00	0.00	0.00	0.00	0.00	0.00	11.11
TOTAL	2	0	0	4	2	1	0	0	9
ANTLRD	22.22	0.00	0.00	44.44	22.22	11.11	0.00	0.00	100.00
	22.22	0.00	0.00	44.44	22.22	11.11	0.00	0.00	100.00
	100.00	0.00	0.00	100.00	100.00	100.00	0.00	0.00	100.00

1994 WHITETAIL DEER ANTLER STATISTICS BY TIME PERIOD

DISTRICT 292

FREQ TOT% ROW% COL%	09/01 TO 10/22	10/23 TO 10/29	10/30 TO 11/05	11/06 TO 11/12	11/13 TO 11/19	11/20 TO 11/27	11/28 TO 01/15	UNKWN	TOTAL
ANTLSS	0 0.00	37 56.06	8 12.12	9 13.64	6 9.09	6 9.09	0 0.00	0 0.00	66 100.00
	0.00	56.06	12.12	13.64	9.09	9.09	0.00	0.00	100.00
	0.00	56.06	12.12	13.64	9.09	9.09	0.00	0.00	100.00
	0.00	100.00	100.00	100.00	100.00	100.00	0.00	0.00	100.00
1 X 1	0 0.00	2 1.96	0 0.00	2 1.96	2 1.96	2 1.96	0 0.00	0 0.00	8 7.84
	0.00	25.00	0.00	25.00	25.00	25.00	0.00	0.00	100.00
	0.00	10.53	0.00	9.09	10.00	8.00	0.00	0.00	7.84
2 X 1	0 0.00	0 0.00	1 0.98	0 0.00	0 0.00	2 1.96	0 0.00	0 0.00	3 2.94
	0.00	0.00	33.33	0.00	0.00	66.67	0.00	0.00	100.00
	0.00	0.00	7.14	0.00	0.00	8.00	0.00	0.00	2.94
2 X 2	0 0.00	5 4.90	4 3.92	3 2.94	4 3.92	3 2.94	0 0.00	0 0.00	19 18.63
	0.00	26.32	21.05	15.79	21.05	15.79	0.00	0.00	100.00
	0.00	26.32	28.57	13.64	20.00	12.00	0.00	0.00	18.63
3 X 2	0 0.00	0 0.00	0 0.00	0 0.00	1 0.98	0 0.00	0 0.00	0 0.00	1 0.98
	0.00	0.00	0.00	0.00	100.00	0.00	0.00	0.00	100.00
	0.00	0.00	0.00	0.00	5.00	0.00	0.00	0.00	0.98
3 X 3	0 0.00	3 2.94	1 0.98	0 0.00	1 0.98	1 0.98	0 0.00	0 0.00	6 5.88
	0.00	50.00	16.67	0.00	16.67	16.67	0.00	0.00	100.00
	0.00	15.79	7.14	0.00	5.00	4.00	0.00	0.00	5.88
4 X 2	0 0.00	0 0.00	1 0.98	1 0.98	0 0.00	0 0.00	0 0.00	0 0.00	2 1.96
	0.00	0.00	50.00	50.00	0.00	0.00	0.00	0.00	100.00
	0.00	0.00	7.14	4.55	0.00	0.00	0.00	0.00	1.96
4 X 3	0 0.00	1 0.98	0 0.00	1 0.98	0 0.00	3 2.94	0 0.00	0 0.00	5 4.90
	0.00	20.00	0.00	20.00	0.00	60.00	0.00	0.00	100.00
	0.00	5.26	0.00	4.55	0.00	12.00	0.00	0.00	4.90
4 X 4	2 1.96	3 2.94	6 5.88	10 9.80	7 6.86	9 8.82	0 0.00	0 0.00	37 36.27
	5.41	8.11	16.22	27.03	18.92	24.32	0.00	0.00	100.00
	100.00	15.79	42.86	45.45	35.00	36.00	0.00	0.00	36.27

1994 WHITETAIL DEER ANTLER STATISTICS BY TIME PERIOD

DISTRICT 292 (CONTINUED)

FREQ	09/01	10/23	10/30	11/06	11/13	11/20	11/28	UNKWN	TOTAL
TOT%	TO	TO	TO	TO	TO	TO	TO		
ROW%	10/22	10/29	11/05	11/12	11/19	11/27	01/15		
COL%									
5 X 1	0	1	0	0	0	0	0	0	1
	0.00	0.98	0.00	0.00	0.00	0.00	0.00	0.00	0.98
	0.00	100.00	0.00	0.00	0.00	0.00	0.00	0.00	100.00
	0.00	5.26	0.00	0.00	0.00	0.00	0.00	0.00	0.98
5 X 2	0	0	0	0	0	1	0	0	1
	0.00	0.00	0.00	0.00	0.00	0.98	0.00	0.00	0.98
	0.00	0.00	0.00	0.00	0.00	100.00	0.00	0.00	100.00
	0.00	0.00	0.00	0.00	0.00	4.00	0.00	0.00	0.98
5 X 4	0	2	1	2	2	0	0	0	7
	0.00	1.96	0.98	1.96	1.96	0.00	0.00	0.00	6.86
	0.00	28.57	14.29	28.57	28.57	0.00	0.00	0.00	100.00
	0.00	10.53	7.14	9.09	10.00	0.00	0.00	0.00	6.86
5 X 5	0	2	0	1	3	3	0	0	9
	0.00	1.96	0.00	0.98	2.94	2.94	0.00	0.00	8.82
	0.00	22.22	0.00	11.11	33.33	33.33	0.00	0.00	100.00
	0.00	10.53	0.00	4.55	15.00	12.00	0.00	0.00	8.82
6 X 5	0	0	0	1	0	1	0	0	2
	0.00	0.00	0.00	0.98	0.00	0.98	0.00	0.00	1.96
	0.00	0.00	0.00	50.00	0.00	50.00	0.00	0.00	100.00
	0.00	0.00	0.00	4.55	0.00	4.00	0.00	0.00	1.96
6 X 6	0	0	0	1	0	0	0	0	1
	0.00	0.00	0.00	0.98	0.00	0.00	0.00	0.00	0.98
	0.00	0.00	0.00	100.00	0.00	0.00	0.00	0.00	100.00
	0.00	0.00	0.00	4.55	0.00	0.00	0.00	0.00	0.98
TOTAL	2	19	14	22	20	25	0	0	102
ANTLRD	1.96	18.63	13.73	21.57	19.61	24.51	0.00	0.00	100.00
	1.96	18.63	13.73	21.57	19.61	24.51	0.00	0.00	100.00
	100.00	100.00	100.00	100.00	100.00	100.00	0.00	0.00	100.00

1994 WHITETAIL DEER ANTLER STATISTICS BY TIME PERIOD

DISTRICT 293

FREQ	09/01	10/23	10/30	11/06	11/13	11/20	11/28	UNKWN	TOTAL
TOT%	TO	TO	TO	TO	TO	TO	TO		
ROW%	10/22	10/29	11/05	11/12	11/19	11/27	01/15		
COL%									
ANTLSS	0	10	1	2	4	2	0	0	19
	0.00	52.63	5.26	10.53	21.05	10.53	0.00	0.00	100.00
	0.00	52.63	5.26	10.53	21.05	10.53	0.00	0.00	100.00
	0.00	100.00	100.00	100.00	100.00	100.00	0.00	0.00	100.00
1 X 1	0	0	0	0	0	2	0	0	2
	0.00	0.00	0.00	0.00	0.00	6.45	0.00	0.00	6.45
	0.00	0.00	0.00	0.00	0.00	100.00	0.00	0.00	100.00
	0.00	0.00	0.00	0.00	0.00	16.67	0.00	0.00	6.45
2 X 1	0	0	0	1	0	0	0	0	1
	0.00	0.00	0.00	3.23	0.00	0.00	0.00	0.00	3.23
	0.00	0.00	0.00	100.00	0.00	0.00	0.00	0.00	100.00
	0.00	0.00	0.00	11.11	0.00	0.00	0.00	0.00	3.23
2 X 2	0	0	0	2	1	2	0	0	5
	0.00	0.00	0.00	6.45	3.23	6.45	0.00	0.00	16.13
	0.00	0.00	0.00	40.00	20.00	40.00	0.00	0.00	100.00
	0.00	0.00	0.00	22.22	12.50	16.67	0.00	0.00	16.13
3 X 3	0	0	0	2	3	3	0	0	8
	0.00	0.00	0.00	6.45	9.68	9.68	0.00	0.00	25.81
	0.00	0.00	0.00	25.00	37.50	37.50	0.00	0.00	100.00
	0.00	0.00	0.00	22.22	37.50	25.00	0.00	0.00	25.81
4 X 3	0	0	0	1	0	1	0	0	2
	0.00	0.00	0.00	3.23	0.00	3.23	0.00	0.00	6.45
	0.00	0.00	0.00	50.00	0.00	50.00	0.00	0.00	100.00
	0.00	0.00	0.00	11.11	0.00	8.33	0.00	0.00	6.45
4 X 4	0	0	2	3	1	3	0	0	9
	0.00	0.00	6.45	9.68	3.23	9.68	0.00	0.00	29.03
	0.00	0.00	22.22	33.33	11.11	33.33	0.00	0.00	100.00
	0.00	0.00	100.00	33.33	12.50	25.00	0.00	0.00	29.03
5 X 5	0	0	0	0	2	0	0	0	2
	0.00	0.00	0.00	0.00	6.45	0.00	0.00	0.00	6.45
	0.00	0.00	0.00	0.00	100.00	0.00	0.00	0.00	100.00
	0.00	0.00	0.00	0.00	25.00	0.00	0.00	0.00	6.45
6 X 5	0	0	0	0	0	1	0	0	1
	0.00	0.00	0.00	0.00	0.00	3.23	0.00	0.00	3.23
	0.00	0.00	0.00	0.00	0.00	100.00	0.00	0.00	100.00
	0.00	0.00	0.00	0.00	0.00	8.33	0.00	0.00	3.23

1994 WHITETAIL DEER ANTLER STATISTICS BY TIME PERIOD

DISTRICT 293 (CONTINUED)

FREQ	09/01	10/23	10/30	11/06	11/13	11/20	11/28	UNKWN	TOTAL
TOT%	TO	TO	TO	TO	TO	TO	TO		
ROW%	10/22	10/29	11/05	11/12	11/19	11/27	01/15		
COL%									
7 X 5	0	0	0	0	1	0	0	0	1
	0.00	0.00	0.00	0.00	3.23	0.00	0.00	0.00	3.23
	0.00	0.00	0.00	0.00	100.00	0.00	0.00	0.00	100.00
	0.00	0.00	0.00	0.00	12.50	0.00	0.00	0.00	3.23
TOTAL	0	0	2	9	8	12	0	0	31
ANTLRD	0.00	0.00	6.45	29.03	25.81	38.71	0.00	0.00	100.00
	0.00	0.00	6.45	29.03	25.81	38.71	0.00	0.00	100.00
	0.00	0.00	100.00	100.00	100.00	100.00	0.00	0.00	100.00

1994 WHITETAIL DEER ANTLER STATISTICS BY TIME PERIOD

DISTRICT 2XX

FREQ	09/01	10/23	10/30	11/06	11/13	11/20	11/28	UNKWN	TOTAL
TOT%	TO	TO	TO	TO	TO	TO	TO		
ROW%	10/22	10/29	11/05	11/12	11/19	11/27	01/15		
COL%									
ANTLSS	0	2	2	1	0	0	0	0	5
	0.00	40.00	40.00	20.00	0.00	0.00	0.00	0.00	100.00
	0.00	40.00	40.00	20.00	0.00	0.00	0.00	0.00	100.00
	0.00	100.00	100.00	100.00	0.00	0.00	0.00	0.00	100.00
2 X 2	0	1	0	0	0	0	0	0	1
	0.00	33.33	0.00	0.00	0.00	0.00	0.00	0.00	33.33
	0.00	100.00	0.00	0.00	0.00	0.00	0.00	0.00	100.00
	0.00	100.00	0.00	0.00	0.00	0.00	0.00	0.00	33.33
4 X 3	0	0	0	0	0	1	0	0	1
	0.00	0.00	0.00	0.00	0.00	33.33	0.00	0.00	33.33
	0.00	0.00	0.00	0.00	0.00	100.00	0.00	0.00	100.00
	0.00	0.00	0.00	0.00	0.00	50.00	0.00	0.00	33.33
4 X 4	0	0	0	0	0	1	0	0	1
	0.00	0.00	0.00	0.00	0.00	33.33	0.00	0.00	33.33
	0.00	0.00	0.00	0.00	0.00	100.00	0.00	0.00	100.00
	0.00	0.00	0.00	0.00	0.00	50.00	0.00	0.00	33.33
TOTAL	0	1	0	0	0	2	0	0	3
ANTLRD	0.00	33.33	0.00	0.00	0.00	66.67	0.00	0.00	100.00
	0.00	33.33	0.00	0.00	0.00	66.67	0.00	0.00	100.00
	0.00	100.00	0.00	0.00	0.00	100.00	0.00	0.00	100.00

1994 WHITETAIL DEER ANTLER STATISTICS BY TIME PERIOD

REGION 2

FREQ	09/01	10/23	10/30	11/06	11/13	11/20	11/28	UNKWN	TOTAL
TOT%	TO	TO	TO	TO	TO	TO	TO		
ROW%	10/22	10/29	11/05	11/12	11/19	11/27	01/15		
COL%									
ANTLSS	278	526	214	218	150	222	50	3	1661
	16.74	31.67	12.88	13.12	9.03	13.37	3.01	0.18	100.00
	16.74	31.67	12.88	13.12	9.03	13.37	3.01	0.18	100.00
	100.00	100.00	100.00	100.00	100.00	100.00	100.00	100.00	100.00
1 X -	1	0	0	0	0	0	0	0	1
	0.06	0.00	0.00	0.00	0.00	0.00	0.00	0.00	0.06
	100.00	0.00	0.00	0.00	0.00	0.00	0.00	0.00	100.00
	1.56	0.00	0.00	0.00	0.00	0.00	0.00	0.00	0.06
1 X 1	5	43	23	21	15	35	3	1	146
	0.31	2.66	1.43	1.30	0.93	2.17	0.19	0.06	9.05
	3.42	29.45	15.75	14.38	10.27	23.97	2.05	0.68	100.00
	7.81	16.80	11.62	7.53	4.84	7.14	18.75	100.00	9.05
2 X 1	1	6	7	7	4	9	0	0	34
	0.06	0.37	0.43	0.43	0.25	0.56	0.00	0.00	2.11
	2.94	17.65	20.59	20.59	11.76	26.47	0.00	0.00	100.00
	1.56	2.34	3.54	2.51	1.29	1.84	0.00	0.00	2.11
2 X 2	5	63	46	50	46	67	1	0	278
	0.31	3.90	2.85	3.10	2.85	4.15	0.06	0.00	17.22
	1.80	22.66	16.55	17.99	16.55	24.10	0.36	0.00	100.00
	7.81	24.61	23.23	17.92	14.84	13.67	6.25	0.00	17.22
3 X 1	0	1	1	0	1	0	0	0	3
	0.00	0.06	0.06	0.00	0.06	0.00	0.00	0.00	0.19
	0.00	33.33	33.33	0.00	33.33	0.00	0.00	0.00	100.00
	0.00	0.39	0.51	0.00	0.32	0.00	0.00	0.00	0.19
3 X 2	4	14	4	8	6	8	0	0	44
	0.25	0.87	0.25	0.50	0.37	0.50	0.00	0.00	2.73
	9.09	31.82	9.09	18.18	13.64	18.18	0.00	0.00	100.00
	6.25	5.47	2.02	2.87	1.94	1.63	0.00	0.00	2.73
3 X 3	9	40	31	47	60	69	3	0	259
	0.56	2.48	1.92	2.91	3.72	4.28	0.19	0.00	16.05
	3.47	15.44	11.97	18.15	23.17	26.64	1.16	0.00	100.00
	14.06	15.63	15.66	16.85	19.35	14.08	18.75	0.00	16.05
4 X -	0	0	1	1	0	0	0	0	2
	0.00	0.00	0.06	0.06	0.00	0.00	0.00	0.00	0.12
	0.00	0.00	50.00	50.00	0.00	0.00	0.00	0.00	100.00
	0.00	0.00	0.51	0.36	0.00	0.00	0.00	0.00	0.12

1994 WHITETAIL DEER ANTLER STATISTICS BY TIME PERIOD

REGION 2 (CONTINUED)

FREQ	09/01	10/23	10/30	11/06	11/13	11/20	11/28	UNKWN	TOTAL
TOT%	TO	TO	TO	TO	TO	TO	TO		
ROW%	10/22	10/29	11/05	11/12	11/19	11/27	01/15		
COL%									
4 X 1	0	0	0	0	0	2	0	0	2
	0.00	0.00	0.00	0.00	0.00	0.12	0.00	0.00	0.12
	0.00	0.00	0.00	0.00	0.00	100.00	0.00	0.00	100.00
	0.00	0.00	0.00	0.00	0.00	0.41	0.00	0.00	0.12
4 X 2	0	0	3	2	1	2	0	0	8
	0.00	0.00	0.19	0.12	0.06	0.12	0.00	0.00	0.50
	0.00	0.00	37.50	25.00	12.50	25.00	0.00	0.00	100.00
	0.00	0.00	1.52	0.72	0.32	0.41	0.00	0.00	0.50
4 X 3	3	10	9	11	15	26	2	0	76
	0.19	0.62	0.56	0.68	0.93	1.61	0.12	0.00	4.71
	3.95	13.16	11.84	14.47	19.74	34.21	2.63	0.00	100.00
	4.69	3.91	4.55	3.94	4.84	5.31	12.50	0.00	4.71
4 X 4	23	53	51	77	102	175	3	0	484
	1.43	3.28	3.16	4.77	6.32	10.84	0.19	0.00	29.99
	4.75	10.95	10.54	15.91	21.07	36.16	0.62	0.00	100.00
	35.94	20.70	25.76	27.60	32.90	35.71	18.75	0.00	29.99
5 X -	0	0	0	0	1	1	0	0	2
	0.00	0.00	0.00	0.00	0.06	0.06	0.00	0.00	0.12
	0.00	0.00	0.00	0.00	50.00	50.00	0.00	0.00	100.00
	0.00	0.00	0.00	0.00	0.32	0.20	0.00	0.00	0.12
5 X 1	0	1	0	0	0	1	0	0	2
	0.00	0.06	0.00	0.00	0.00	0.06	0.00	0.00	0.12
	0.00	50.00	0.00	0.00	0.00	50.00	0.00	0.00	100.00
	0.00	0.39	0.00	0.00	0.00	0.20	0.00	0.00	0.12
5 X 2	0	1	0	0	0	1	0	0	2
	0.00	0.06	0.00	0.00	0.00	0.06	0.00	0.00	0.12
	0.00	50.00	0.00	0.00	0.00	50.00	0.00	0.00	100.00
	0.00	0.39	0.00	0.00	0.00	0.20	0.00	0.00	0.12
5 X 3	0	1	0	0	1	0	0	0	2
	0.00	0.06	0.00	0.00	0.06	0.00	0.00	0.00	0.12
	0.00	50.00	0.00	0.00	50.00	0.00	0.00	0.00	100.00
	0.00	0.39	0.00	0.00	0.32	0.00	0.00	0.00	0.12
5 X 4	5	8	8	20	10	26	2	0	79
	0.31	0.50	0.50	1.24	0.62	1.61	0.12	0.00	4.89
	6.33	10.13	10.13	25.32	12.66	32.91	2.53	0.00	100.00
	7.81	3.13	4.04	7.17	3.23	5.31	12.50	0.00	4.89

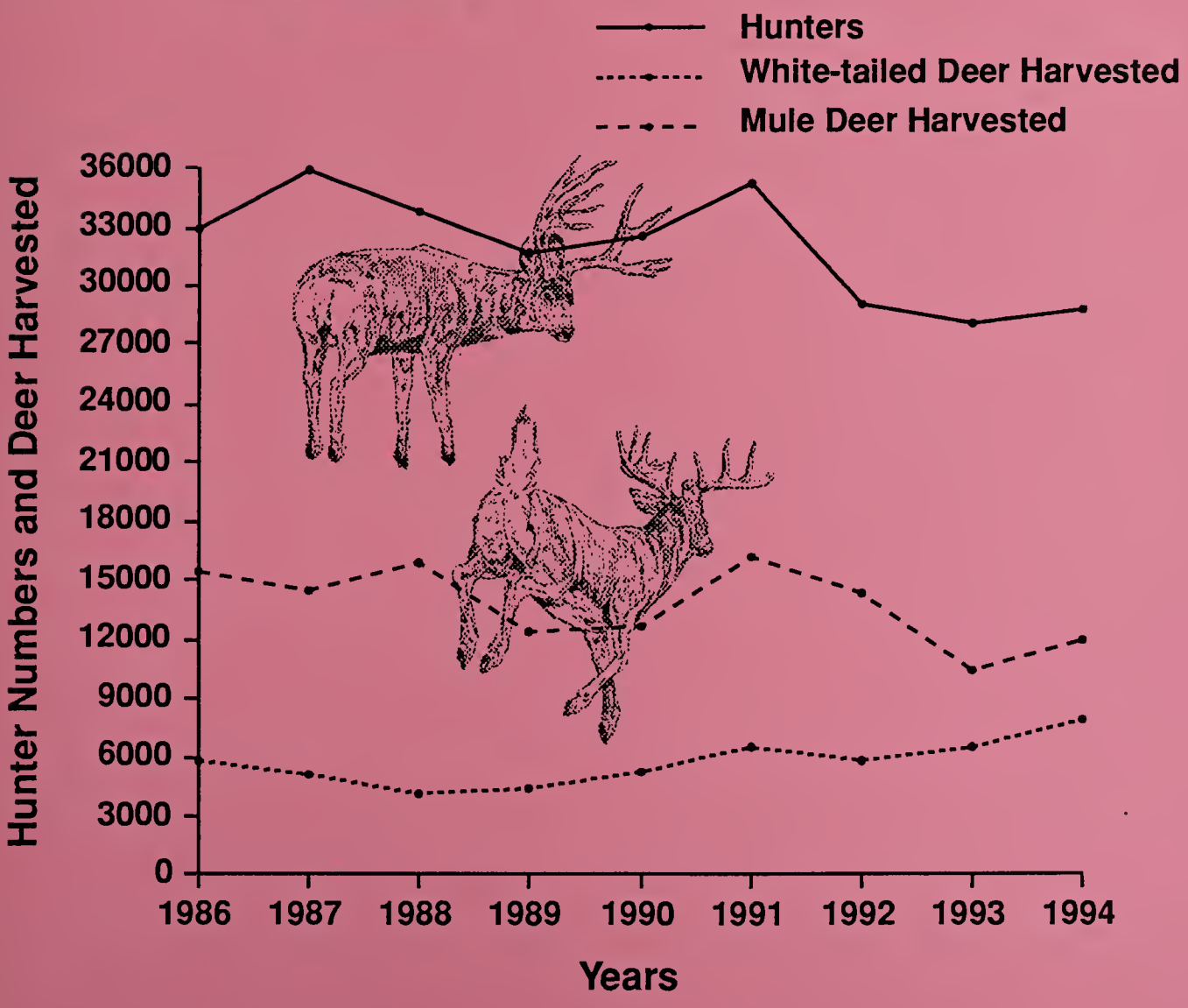
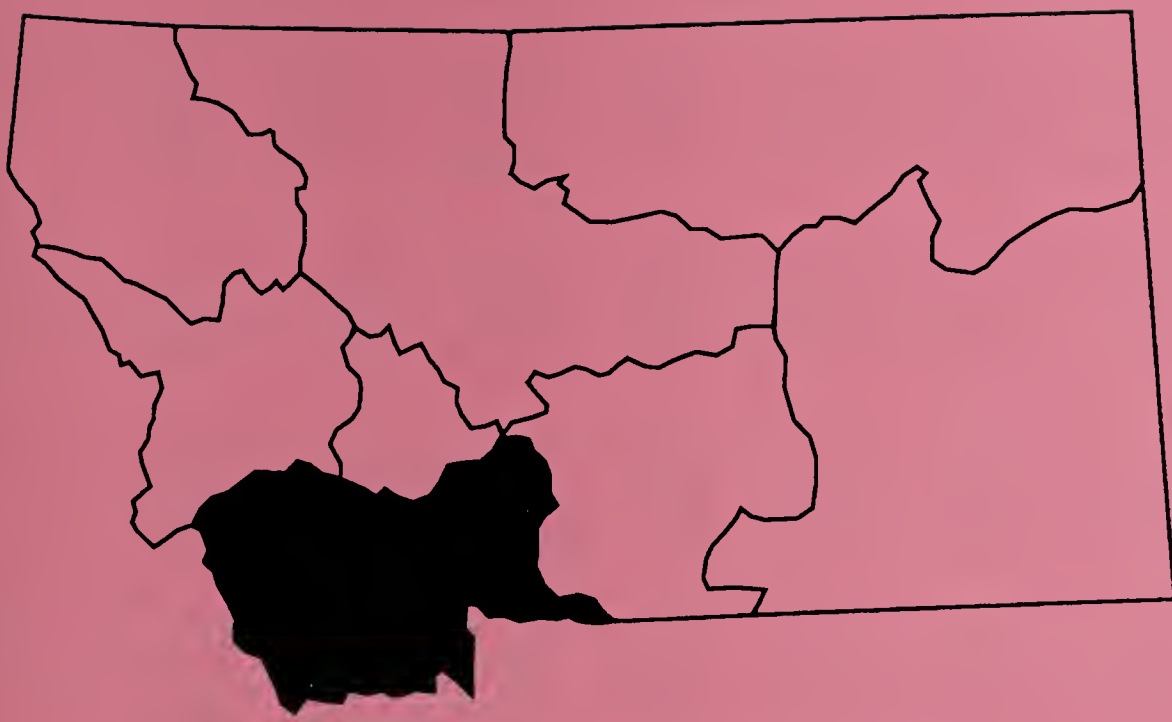
1994 WHITETAIL DEER ANTLER STATISTICS BY TIME PERIOD

REGION 2 (CONTINUED)

FREQ	09/01	10/23	10/30	11/06	11/13	11/20	11/28	UNKWN	TOTAL
TOT%	TO	TO	TO	TO	TO	TO	TO		
ROW%	10/22	10/29	11/05	11/12	11/19	11/27	01/15		
COL%									
5 X 5	6	13	9	22	36	42	2	0	130
	0.37	0.81	0.56	1.36	2.23	2.60	0.12	0.00	8.05
	4.62	10.00	6.92	16.92	27.69	32.31	1.54	0.00	100.00
	9.38	5.08	4.55	7.89	11.61	8.57	12.50	0.00	8.05
6 X 2	1	0	0	0	0	0	0	0	1
	0.06	0.00	0.00	0.00	0.00	0.00	0.00	0.00	0.06
	100.00	0.00	0.00	0.00	0.00	0.00	0.00	0.00	100.00
	1.56	0.00	0.00	0.00	0.00	0.00	0.00	0.00	0.06
6 X 3	0	0	0	1	0	2	0	0	3
	0.00	0.00	0.00	0.06	0.00	0.12	0.00	0.00	0.19
	0.00	0.00	0.00	33.33	0.00	66.67	0.00	0.00	100.00
	0.00	0.00	0.00	0.36	0.00	0.41	0.00	0.00	0.19
6 X 4	0	0	0	0	1	4	0	0	5
	0.00	0.00	0.00	0.00	0.06	0.25	0.00	0.00	0.31
	0.00	0.00	0.00	0.00	20.00	80.00	0.00	0.00	100.00
	0.00	0.00	0.00	0.00	0.32	0.82	0.00	0.00	0.31
6 X 5	0	2	3	6	5	8	0	0	24
	0.00	0.12	0.19	0.37	0.31	0.50	0.00	0.00	1.49
	0.00	8.33	12.50	25.00	20.83	33.33	0.00	0.00	100.00
	0.00	0.78	1.52	2.15	1.61	1.63	0.00	0.00	1.49
6 X 6	0	0	2	4	1	4	0	0	11
	0.00	0.00	0.12	0.25	0.06	0.25	0.00	0.00	0.68
	0.00	0.00	18.18	36.36	9.09	36.36	0.00	0.00	100.00
	0.00	0.00	1.01	1.43	0.32	0.82	0.00	0.00	0.68
7 X 5	1	0	0	1	1	2	0	0	5
	0.06	0.00	0.00	0.06	0.06	0.12	0.00	0.00	0.31
	20.00	0.00	0.00	20.00	20.00	40.00	0.00	0.00	100.00
	1.56	0.00	0.00	0.36	0.32	0.41	0.00	0.00	0.31
7 X 6	0	0	0	0	2	3	0	0	5
	0.00	0.00	0.00	0.00	0.12	0.19	0.00	0.00	0.31
	0.00	0.00	0.00	0.00	40.00	60.00	0.00	0.00	100.00
	0.00	0.00	0.00	0.00	0.65	0.61	0.00	0.00	0.31
7 X 7	0	0	0	1	1	0	0	0	2
	0.00	0.00	0.00	0.06	0.06	0.00	0.00	0.00	0.12
	0.00	0.00	0.00	50.00	50.00	0.00	0.00	0.00	100.00
	0.00	0.00	0.00	0.36	0.32	0.00	0.00	0.00	0.12

REGION 3

DEER





1994 WHITETAIL DEER ANTLER STATISTICS BY TIME PERIOD

DISTRICT 301

FREQ	09/01	10/23	10/30	11/06	11/13	11/20	11/28	UNKWN	TOTAL
TOT%	TO	TO	TO	TO	TO	TO	TO		
ROW%	10/22	10/29	11/05	11/12	11/19	11/27	01/15		
COL%									
ANTLSS	1	8	5	11	8	11	0	0	44
	2.27	18.18	11.36	25.00	18.18	25.00	0.00	0.00	100.00
	2.27	18.18	11.36	25.00	18.18	25.00	0.00	0.00	100.00
	100.00	100.00	100.00	100.00	100.00	100.00	0.00	0.00	100.00
1 X 1	0	0	0	0	0	1	0	0	1
	0.00	0.00	0.00	0.00	0.00	2.44	0.00	0.00	2.44
	0.00	0.00	0.00	0.00	0.00	100.00	0.00	0.00	100.00
	0.00	0.00	0.00	0.00	0.00	8.33	0.00	0.00	2.44
2 X 1	0	0	0	1	0	0	0	0	1
	0.00	0.00	0.00	2.44	0.00	0.00	0.00	0.00	2.44
	0.00	0.00	0.00	100.00	0.00	0.00	0.00	0.00	100.00
	0.00	0.00	0.00	9.09	0.00	0.00	0.00	0.00	2.44
2 X 2	0	1	0	4	1	2	0	0	8
	0.00	2.44	0.00	9.76	2.44	4.88	0.00	0.00	19.51
	0.00	12.50	0.00	50.00	12.50	25.00	0.00	0.00	100.00
	0.00	7.69	0.00	36.36	33.33	16.67	0.00	0.00	19.51
3 X 2	1	0	0	0	0	0	0	0	1
	2.44	0.00	0.00	0.00	0.00	0.00	0.00	0.00	2.44
	100.00	0.00	0.00	0.00	0.00	0.00	0.00	0.00	100.00
	100.00	0.00	0.00	0.00	0.00	0.00	0.00	0.00	2.44
3 X 3	0	4	0	1	1	5	0	0	11
	0.00	9.76	0.00	2.44	2.44	12.20	0.00	0.00	26.83
	0.00	36.36	0.00	9.09	9.09	45.45	0.00	0.00	100.00
	0.00	30.77	0.00	9.09	33.33	41.67	0.00	0.00	26.83
4 X 3	0	1	0	0	0	0	0	0	1
	0.00	2.44	0.00	0.00	0.00	0.00	0.00	0.00	2.44
	0.00	100.00	0.00	0.00	0.00	0.00	0.00	0.00	100.00
	0.00	7.69	0.00	0.00	0.00	0.00	0.00	0.00	2.44
4 X 4	0	6	1	3	0	3	0	0	13
	0.00	14.63	2.44	7.32	0.00	7.32	0.00	0.00	31.71
	0.00	46.15	7.69	23.08	0.00	23.08	0.00	0.00	100.00
	0.00	46.15	100.00	27.27	0.00	25.00	0.00	0.00	31.71
5 X 5	0	1	0	1	0	1	0	0	3
	0.00	2.44	0.00	2.44	0.00	2.44	0.00	0.00	7.32
	0.00	33.33	0.00	33.33	0.00	33.33	0.00	0.00	100.00
	0.00	7.69	0.00	9.09	0.00	8.33	0.00	0.00	7.32

1994 WHITETAIL DEER ANTLER STATISTICS BY TIME PERIOD

DISTRICT 301 (CONTINUED)

FREQ	09/01	10/23	10/30	11/06	11/13	11/20	11/28	UNKWN	TOTAL
TOT%	TO	TO	TO	TO	TO	TO	TO		
ROW%	10/22	10/29	11/05	11/12	11/19	11/27	01/15		
COL%									
6 X 5	0	0	0	1	0	0	0	0	1
	0.00	0.00	0.00	2.44	0.00	0.00	0.00	0.00	2.44
	0.00	0.00	0.00	100.00	0.00	0.00	0.00	0.00	100.00
	0.00	0.00	0.00	9.09	0.00	0.00	0.00	0.00	2.44
6 X 6	0	0	0	0	1	0	0	0	1
	0.00	0.00	0.00	0.00	2.44	0.00	0.00	0.00	2.44
	0.00	0.00	0.00	0.00	100.00	0.00	0.00	0.00	100.00
	0.00	0.00	0.00	0.00	33.33	0.00	0.00	0.00	2.44
TOTAL	1	13	1	11	3	12	0	0	41
ANTLRD	2.44	31.71	2.44	26.83	7.32	29.27	0.00	0.00	100.00
	2.44	31.71	2.44	26.83	7.32	29.27	0.00	0.00	100.00
	100.00	100.00	100.00	100.00	100.00	100.00	0.00	0.00	100.00

1994 WHITETAIL DEER ANTLER STATISTICS BY TIME PERIOD

DISTRICT 302

FREQ	09/01	10/23	10/30	11/06	11/13	11/20	11/28	UNKWN	TOTAL
TOT%	TO	TO	TO	TO	TO	TO	TO		
ROW%	10/22	10/29	11/05	11/12	11/19	11/27	01/15		
COL%									
ANTLSS	0	3	3	2	1	1	0	0	10
	0.00	30.00	30.00	20.00	10.00	10.00	0.00	0.00	100.00
	0.00	30.00	30.00	20.00	10.00	10.00	0.00	0.00	100.00
	0.00	100.00	100.00	100.00	100.00	100.00	0.00	0.00	100.00
2 X 2	0	0	1	0	2	0	0	0	3
	0.00	0.00	16.67	0.00	33.33	0.00	0.00	0.00	50.00
	0.00	0.00	33.33	0.00	66.67	0.00	0.00	0.00	100.00
	0.00	0.00	50.00	0.00	100.00	0.00	0.00	0.00	50.00
3 X 3	0	1	0	0	0	0	0	0	1
	0.00	16.67	0.00	0.00	0.00	0.00	0.00	0.00	16.67
	0.00	100.00	0.00	0.00	0.00	0.00	0.00	0.00	100.00
	0.00	100.00	0.00	0.00	0.00	0.00	0.00	0.00	16.67
4 X 4	0	0	1	1	0	0	0	0	2
	0.00	0.00	16.67	16.67	0.00	0.00	0.00	0.00	33.33
	0.00	0.00	50.00	50.00	0.00	0.00	0.00	0.00	100.00
	0.00	0.00	50.00	100.00	0.00	0.00	0.00	0.00	33.33
TOTAL	0	1	2	1	2	0	0	0	6
ANTLRD	0.00	16.67	33.33	16.67	33.33	0.00	0.00	0.00	100.00
	0.00	16.67	33.33	16.67	33.33	0.00	0.00	0.00	100.00
	0.00	100.00	100.00	100.00	100.00	0.00	0.00	0.00	100.00

1994 WHITETAIL DEER ANTLER STATISTICS BY TIME PERIOD

DISTRICT 310

FREQ	09/01	10/23	10/30	11/06	11/13	11/20	11/28	UNKWN	TOTAL
TOT%	TO	TO	TO	TO	TO	TO	TO		
ROW%	10/22	10/29	11/05	11/12	11/19	11/27	01/15		
COL%									
ANTLSS	0	0	0	2	1	1	0	0	4
	0.00	0.00	0.00	50.00	25.00	25.00	0.00	0.00	100.00
	0.00	0.00	0.00	50.00	25.00	25.00	0.00	0.00	100.00
	0.00	0.00	0.00	100.00	100.00	100.00	0.00	0.00	100.00
2 X 1	0	0	0	0	1	0	0	0	1
	0.00	0.00	0.00	0.00	25.00	0.00	0.00	0.00	25.00
	0.00	0.00	0.00	0.00	100.00	0.00	0.00	0.00	100.00
	0.00	0.00	0.00	0.00	33.33	0.00	0.00	0.00	25.00
2 X 2	0	0	0	0	0	1	0	0	1
	0.00	0.00	0.00	0.00	0.00	25.00	0.00	0.00	25.00
	0.00	0.00	0.00	0.00	0.00	100.00	0.00	0.00	100.00
	0.00	0.00	0.00	0.00	0.00	100.00	0.00	0.00	25.00
4 X 3	0	0	0	0	1	0	0	0	1
	0.00	0.00	0.00	0.00	25.00	0.00	0.00	0.00	25.00
	0.00	0.00	0.00	0.00	100.00	0.00	0.00	0.00	100.00
	0.00	0.00	0.00	0.00	33.33	0.00	0.00	0.00	25.00
4 X 4	0	0	0	0	1	0	0	0	1
	0.00	0.00	0.00	0.00	25.00	0.00	0.00	0.00	25.00
	0.00	0.00	0.00	0.00	100.00	0.00	0.00	0.00	100.00
	0.00	0.00	0.00	0.00	33.33	0.00	0.00	0.00	25.00
TOTAL ANTLRD	0	0	0	0	3	1	0	0	4
	0.00	0.00	0.00	0.00	75.00	25.00	0.00	0.00	100.00
	0.00	0.00	0.00	0.00	75.00	25.00	0.00	0.00	100.00
	0.00	0.00	0.00	0.00	100.00	100.00	0.00	0.00	100.00

1994 WHITETAIL DEER ANTLER STATISTICS BY TIME PERIOD

DISTRICT 311

FREQ	09/01	10/23	10/30	11/06	11/13	11/20	11/28	UNKWN	TOTAL
TOT%	TO	TO	TO	TO	TO	TO	TO		
ROW%	10/22	10/29	11/05	11/12	11/19	11/27	01/15		
COL%									
ANTLSS	9	16	13	23	29	51	0	0	141
	6.38	11.35	9.22	16.31	20.57	36.17	0.00	0.00	100.00
	6.38	11.35	9.22	16.31	20.57	36.17	0.00	0.00	100.00
	100.00	100.00	100.00	100.00	100.00	100.00	0.00	0.00	100.00
1 X 1	0	1	0	1	0	2	0	0	4
	0.00	1.35	0.00	1.35	0.00	2.70	0.00	0.00	5.41
	0.00	25.00	0.00	25.00	0.00	50.00	0.00	0.00	100.00
	0.00	8.33	0.00	8.33	0.00	9.09	0.00	0.00	5.41
2 X 2	0	2	0	2	4	4	0	0	12
	0.00	2.70	0.00	2.70	5.41	5.41	0.00	0.00	16.22
	0.00	16.67	0.00	16.67	33.33	33.33	0.00	0.00	100.00
	0.00	16.67	0.00	16.67	25.00	18.18	0.00	0.00	16.22
3 X 2	0	1	0	0	0	3	0	0	4
	0.00	1.35	0.00	0.00	0.00	4.05	0.00	0.00	5.41
	0.00	25.00	0.00	0.00	0.00	75.00	0.00	0.00	100.00
	0.00	8.33	0.00	0.00	0.00	13.64	0.00	0.00	5.41
3 X 3	0	2	5	3	2	2	0	0	14
	0.00	2.70	6.76	4.05	2.70	2.70	0.00	0.00	18.92
	0.00	14.29	35.71	21.43	14.29	14.29	0.00	0.00	100.00
	0.00	16.67	50.00	25.00	12.50	9.09	0.00	0.00	18.92
4 X 2	0	0	0	0	0	1	0	0	1
	0.00	0.00	0.00	0.00	0.00	1.35	0.00	0.00	1.35
	0.00	0.00	0.00	0.00	0.00	100.00	0.00	0.00	100.00
	0.00	0.00	0.00	0.00	0.00	4.55	0.00	0.00	1.35
4 X 3	0	0	0	0	1	1	0	0	2
	0.00	0.00	0.00	0.00	1.35	1.35	0.00	0.00	2.70
	0.00	0.00	0.00	0.00	50.00	50.00	0.00	0.00	100.00
	0.00	0.00	0.00	0.00	6.25	4.55	0.00	0.00	2.70
4 X 4	1	5	4	5	8	4	0	0	27
	1.35	6.76	5.41	6.76	10.81	5.41	0.00	0.00	36.49
	3.70	18.52	14.81	18.52	29.63	14.81	0.00	0.00	100.00
	50.00	41.67	40.00	41.67	50.00	18.18	0.00	0.00	36.49
5 X 3	0	0	0	0	0	1	0	0	1
	0.00	0.00	0.00	0.00	0.00	1.35	0.00	0.00	1.35
	0.00	0.00	0.00	0.00	0.00	100.00	0.00	0.00	100.00
	0.00	0.00	0.00	0.00	0.00	4.55	0.00	0.00	1.35

1994 WHITETAIL DEER ANTLER STATISTICS BY TIME PERIOD

DISTRICT 311 (CONTINUED)

FREQ	09/01	10/23	10/30	11/06	11/13	11/20	11/28	UNKWN	TOTAL
TOT%	TO	TO	TO	TO	TO	TO	TO		
ROW%	10/22	10/29	11/05	11/12	11/19	11/27	01/15		
COL%									
5 X 4	0	0	0	0	1	0	0	0	1
	0.00	0.00	0.00	0.00	1.35	0.00	0.00	0.00	1.35
	0.00	0.00	0.00	0.00	100.00	0.00	0.00	0.00	100.00
	0.00	0.00	0.00	0.00	6.25	0.00	0.00	0.00	1.35
5 X 5	0	1	0	1	0	3	0	0	5
	0.00	1.35	0.00	1.35	0.00	4.05	0.00	0.00	6.76
	0.00	20.00	0.00	20.00	0.00	60.00	0.00	0.00	100.00
	0.00	8.33	0.00	8.33	0.00	13.64	0.00	0.00	6.76
6 X 4	1	0	0	0	0	0	0	0	1
	1.35	0.00	0.00	0.00	0.00	0.00	0.00	0.00	1.35
	100.00	0.00	0.00	0.00	0.00	0.00	0.00	0.00	100.00
	50.00	0.00	0.00	0.00	0.00	0.00	0.00	0.00	1.35
6 X 5	0	0	1	0	0	0	0	0	1
	0.00	0.00	1.35	0.00	0.00	0.00	0.00	0.00	1.35
	0.00	0.00	100.00	0.00	0.00	0.00	0.00	0.00	100.00
	0.00	0.00	10.00	0.00	0.00	0.00	0.00	0.00	1.35
6 X 6	0	0	0	0	0	1	0	0	1
	0.00	0.00	0.00	0.00	0.00	1.35	0.00	0.00	1.35
	0.00	0.00	0.00	0.00	0.00	100.00	0.00	0.00	100.00
	0.00	0.00	0.00	0.00	0.00	4.55	0.00	0.00	1.35
TOTAL	2	12	10	12	16	22	0	0	74
ANTLRD	2.70	16.22	13.51	16.22	21.62	29.73	0.00	0.00	100.00
	2.70	16.22	13.51	16.22	21.62	29.73	0.00	0.00	100.00
	100.00	100.00	100.00	100.00	100.00	100.00	0.00	0.00	100.00

1994 WHITETAIL DEER ANTLER STATISTICS BY TIME PERIOD

DISTRICT 312

FREQ	09/01	10/23	10/30	11/06	11/13	11/20	11/28	UNKWN	TOTAL
TOT%	TO	TO	TO	TO	TO	TO	TO		
ROW%	10/22	10/29	11/05	11/12	11/19	11/27	01/15		
COL%									
ANTLSS	4	21	11	29	33	36	0	0	134
	2.99	15.67	8.21	21.64	24.63	26.87	0.00	0.00	100.00
	2.99	15.67	8.21	21.64	24.63	26.87	0.00	0.00	100.00
	100.00	100.00	100.00	100.00	100.00	100.00	0.00	0.00	100.00
1 X 1	0	1	0	1	1	0	0	0	3
	0.00	1.16	0.00	1.16	1.16	0.00	0.00	0.00	3.49
	0.00	33.33	0.00	33.33	33.33	0.00	0.00	0.00	100.00
	0.00	11.11	0.00	6.25	5.26	0.00	0.00	0.00	3.49
2 X 1	0	0	1	0	0	0	0	0	1
	0.00	0.00	1.16	0.00	0.00	0.00	0.00	0.00	1.16
	0.00	0.00	100.00	0.00	0.00	0.00	0.00	0.00	100.00
	0.00	0.00	8.33	0.00	0.00	0.00	0.00	0.00	1.16
2 X 2	0	0	1	5	5	7	0	0	18
	0.00	0.00	1.16	5.81	5.81	8.14	0.00	0.00	20.93
	0.00	0.00	5.56	27.78	27.78	38.89	0.00	0.00	100.00
	0.00	0.00	8.33	31.25	26.32	23.33	0.00	0.00	20.93
3 X 1	0	0	0	1	0	0	0	0	1
	0.00	0.00	0.00	1.16	0.00	0.00	0.00	0.00	1.16
	0.00	0.00	0.00	100.00	0.00	0.00	0.00	0.00	100.00
	0.00	0.00	0.00	6.25	0.00	0.00	0.00	0.00	1.16
3 X 2	0	0	1	0	0	0	0	0	1
	0.00	0.00	1.16	0.00	0.00	0.00	0.00	0.00	1.16
	0.00	0.00	100.00	0.00	0.00	0.00	0.00	0.00	100.00
	0.00	0.00	8.33	0.00	0.00	0.00	0.00	0.00	1.16
3 X 3	0	1	5	3	1	5	0	0	15
	0.00	1.16	5.81	3.49	1.16	5.81	0.00	0.00	17.44
	0.00	6.67	33.33	20.00	6.67	33.33	0.00	0.00	100.00
	0.00	11.11	41.67	18.75	5.26	16.67	0.00	0.00	17.44
4 X 2	0	0	0	0	0	1	0	0	1
	0.00	0.00	0.00	0.00	0.00	1.16	0.00	0.00	1.16
	0.00	0.00	0.00	0.00	0.00	100.00	0.00	0.00	100.00
	0.00	0.00	0.00	0.00	0.00	3.33	0.00	0.00	1.16
4 X 3	0	2	1	1	1	0	0	0	5
	0.00	2.33	1.16	1.16	1.16	0.00	0.00	0.00	5.81
	0.00	40.00	20.00	20.00	20.00	0.00	0.00	0.00	100.00
	0.00	22.22	8.33	6.25	5.26	0.00	0.00	0.00	5.81

1994 WHITETAIL DEER ANTLER STATISTICS BY TIME PERIOD

DISTRICT 312 (CONTINUED)

FREQ TOT% ROW% COL%	09/01 TO 10/22	10/23 TO 10/29	10/30 TO 11/05	11/06 TO 11/12	11/13 TO 11/19	11/20 TO 11/27	11/28 TO 01/15	UNKWN	TOTAL
4 X 4	0	2	2	4	4	10	0	0	22
	0.00	2.33	2.33	4.65	4.65	11.63	0.00	0.00	25.58
	0.00	9.09	9.09	18.18	18.18	45.45	0.00	0.00	100.00
	0.00	22.22	16.67	25.00	21.05	33.33	0.00	0.00	25.58
5 X 4	0	0	1	1	1	1	0	0	4
	0.00	0.00	1.16	1.16	1.16	1.16	0.00	0.00	4.65
	0.00	0.00	25.00	25.00	25.00	25.00	0.00	0.00	100.00
	0.00	0.00	8.33	6.25	5.26	3.33	0.00	0.00	4.65
5 X 5	0	0	0	0	4	4	0	0	8
	0.00	0.00	0.00	0.00	4.65	4.65	0.00	0.00	9.30
	0.00	0.00	0.00	0.00	50.00	50.00	0.00	0.00	100.00
	0.00	0.00	0.00	0.00	21.05	13.33	0.00	0.00	9.30
6 X 4	0	0	0	0	0	1	0	0	1
	0.00	0.00	0.00	0.00	0.00	1.16	0.00	0.00	1.16
	0.00	0.00	0.00	0.00	0.00	100.00	0.00	0.00	100.00
	0.00	0.00	0.00	0.00	0.00	3.33	0.00	0.00	1.16
6 X 5	0	1	0	0	2	1	0	0	4
	0.00	1.16	0.00	0.00	2.33	1.16	0.00	0.00	4.65
	0.00	25.00	0.00	0.00	50.00	25.00	0.00	0.00	100.00
	0.00	11.11	0.00	0.00	10.53	3.33	0.00	0.00	4.65
6 X 6	0	1	0	0	0	0	0	0	1
	0.00	1.16	0.00	0.00	0.00	0.00	0.00	0.00	1.16
	0.00	100.00	0.00	0.00	0.00	0.00	0.00	0.00	100.00
	0.00	11.11	0.00	0.00	0.00	0.00	0.00	0.00	1.16
9 X 9	0	1	0	0	0	0	0	0	1
	0.00	1.16	0.00	0.00	0.00	0.00	0.00	0.00	1.16
	0.00	100.00	0.00	0.00	0.00	0.00	0.00	0.00	100.00
	0.00	11.11	0.00	0.00	0.00	0.00	0.00	0.00	1.16
TOTAL ANTLRD	0	9	12	16	19	30	0	0	86
	0.00	10.47	13.95	18.60	22.09	34.88	0.00	0.00	100.00
	0.00	10.47	13.95	18.60	22.09	34.88	0.00	0.00	100.00
	0.00	100.00	100.00	100.00	100.00	100.00	0.00	0.00	100.00

1994 WHITETAIL DEER ANTLER STATISTICS BY TIME PERIOD

DISTRICT 313

FREQ	09/01	10/23	10/30	11/06	11/13	11/20	11/28	UNKWN	TOTAL
TOT%	TO	TO	TO	TO	TO	TO	TO		
ROW%	10/22	10/29	11/05	11/12	11/19	11/27	01/15		
COL%									
ANTLSS	0	2	0	2	0	0	0	0	4
	0.00	50.00	0.00	50.00	0.00	0.00	0.00	0.00	100.00
	0.00	50.00	0.00	50.00	0.00	0.00	0.00	0.00	100.00
	0.00	100.00	0.00	100.00	0.00	0.00	0.00	0.00	100.00
2 X 2	0	1	0	0	0	0	0	0	1
	0.00	33.33	0.00	0.00	0.00	0.00	0.00	0.00	33.33
	0.00	100.00	0.00	0.00	0.00	0.00	0.00	0.00	100.00
	0.00	100.00	0.00	0.00	0.00	0.00	0.00	0.00	33.33
4 X 4	0	0	0	1	0	1	0	0	2
	0.00	0.00	0.00	33.33	0.00	33.33	0.00	0.00	66.67
	0.00	0.00	0.00	50.00	0.00	50.00	0.00	0.00	100.00
	0.00	0.00	0.00	100.00	0.00	100.00	0.00	0.00	66.67
TOTAL	0	1	0	1	0	1	0	0	3
ANTLRD	0.00	33.33	0.00	33.33	0.00	33.33	0.00	0.00	100.00
	0.00	33.33	0.00	33.33	0.00	33.33	0.00	0.00	100.00
	0.00	100.00	0.00	100.00	0.00	100.00	0.00	0.00	100.00

1994 WHITETAIL DEER ANTLER STATISTICS BY TIME PERIOD

DISTRICT 314

FREQ	09/01	10/23	10/30	11/06	11/13	11/20	11/28	UNKWN	TOTAL
TOT%	TO	TO	TO	TO	TO	TO	TO		
ROW%	10/22	10/29	11/05	11/12	11/19	11/27	01/15		
COL%									
ANTLSS	1	3	7	11	7	11	0	0	40
	2.50	7.50	17.50	27.50	17.50	27.50	0.00	0.00	100.00
	2.50	7.50	17.50	27.50	17.50	27.50	0.00	0.00	100.00
	100.00	100.00	100.00	100.00	100.00	100.00	0.00	0.00	100.00
1 X 1	0	0	0	1	0	1	0	0	2
	0.00	0.00	0.00	2.86	0.00	2.86	0.00	0.00	5.71
	0.00	0.00	0.00	50.00	0.00	50.00	0.00	0.00	100.00
	0.00	0.00	0.00	10.00	0.00	16.67	0.00	0.00	5.71
2 X 1	0	0	0	0	1	0	0	0	1
	0.00	0.00	0.00	0.00	2.86	0.00	0.00	0.00	2.86
	0.00	0.00	0.00	0.00	100.00	0.00	0.00	0.00	100.00
	0.00	0.00	0.00	0.00	11.11	0.00	0.00	0.00	2.86
2 X 2	0	0	2	1	3	0	0	0	6
	0.00	0.00	5.71	2.86	8.57	0.00	0.00	0.00	17.14
	0.00	0.00	33.33	16.67	50.00	0.00	0.00	0.00	100.00
	0.00	0.00	50.00	10.00	33.33	0.00	0.00	0.00	17.14
3 X 3	0	0	0	0	1	3	0	0	4
	0.00	0.00	0.00	0.00	2.86	8.57	0.00	0.00	11.43
	0.00	0.00	0.00	0.00	25.00	75.00	0.00	0.00	100.00
	0.00	0.00	0.00	0.00	11.11	50.00	0.00	0.00	11.43
4 X 3	0	0	0	0	1	0	0	0	1
	0.00	0.00	0.00	0.00	2.86	0.00	0.00	0.00	2.86
	0.00	0.00	0.00	0.00	100.00	0.00	0.00	0.00	100.00
	0.00	0.00	0.00	0.00	11.11	0.00	0.00	0.00	2.86
4 X 4	1	4	0	7	0	2	0	0	14
	2.86	11.43	0.00	20.00	0.00	5.71	0.00	0.00	40.00
	7.14	28.57	0.00	50.00	0.00	14.29	0.00	0.00	100.00
	50.00	100.00	0.00	70.00	0.00	33.33	0.00	0.00	40.00
5 X 4	0	0	1	0	1	0	0	0	2
	0.00	0.00	2.86	0.00	2.86	0.00	0.00	0.00	5.71
	0.00	0.00	50.00	0.00	50.00	0.00	0.00	0.00	100.00
	0.00	0.00	25.00	0.00	11.11	0.00	0.00	0.00	5.71
5 X 5	1	0	1	1	1	0	0	0	4
	2.86	0.00	2.86	2.86	2.86	0.00	0.00	0.00	11.43
	25.00	0.00	25.00	25.00	25.00	0.00	0.00	0.00	100.00
	50.00	0.00	25.00	10.00	11.11	0.00	0.00	0.00	11.43

1994 WHITETAIL DEER ANTLER STATISTICS BY TIME PERIOD

DISTRICT 314 (CONTINUED)

FREQ	09/01	10/23	10/30	11/06	11/13	11/20	11/28	UNKWN	TOTAL
TOT%	09/01	10/23	10/30	11/06	11/13	11/20	11/28	UNKWN	TOTAL
ROW%	TO	TO	TO	TO	TO	TO	TO		
COL%	10/22	10/29	11/05	11/12	11/19	11/27	01/15		
7 X 7	0	0	0	0	1	0	0	0	1
	0.00	0.00	0.00	0.00	2.86	0.00	0.00	0.00	2.86
	0.00	0.00	0.00	0.00	100.00	0.00	0.00	0.00	100.00
	0.00	0.00	0.00	0.00	11.11	0.00	0.00	0.00	2.86
TOTAL	2	4	4	10	9	6	0	0	35
ANTLRD	5.71	11.43	11.43	28.57	25.71	17.14	0.00	0.00	100.00
	5.71	11.43	11.43	28.57	25.71	17.14	0.00	0.00	100.00
	100.00	100.00	100.00	100.00	100.00	100.00	0.00	0.00	100.00

1994 WHITETAIL DEER ANTLER STATISTICS BY TIME PERIOD

DISTRICT 315

FREQ	09/01	10/23	10/30	11/06	11/13	11/20	11/28	UNKWN	TOTAL
TOT%	TO	TO	TO	TO	TO	TO	TO		
ROW%	10/22	10/29	11/05	11/12	11/19	11/27	01/15		
COL%									
ANTLSS	2	9	15	17	18	26	0	1	88
	2.27	10.23	17.05	19.32	20.45	29.55	0.00	1.14	100.00
	2.27	10.23	17.05	19.32	20.45	29.55	0.00	1.14	100.00
	100.00	100.00	100.00	100.00	100.00	100.00	0.00	100.00	100.00
1 X 1	0	0	0	0	1	0	0	0	1
	0.00	0.00	0.00	0.00	1.82	0.00	0.00	0.00	1.82
	0.00	0.00	0.00	0.00	100.00	0.00	0.00	0.00	100.00
	0.00	0.00	0.00	0.00	8.33	0.00	0.00	0.00	1.82
2 X 1	0	0	0	0	0	1	0	0	1
	0.00	0.00	0.00	0.00	0.00	1.82	0.00	0.00	1.82
	0.00	0.00	0.00	0.00	0.00	100.00	0.00	0.00	100.00
	0.00	0.00	0.00	0.00	0.00	5.26	0.00	0.00	1.82
2 X 2	0	3	0	0	1	6	0	0	10
	0.00	5.45	0.00	0.00	1.82	10.91	0.00	0.00	18.18
	0.00	30.00	0.00	0.00	10.00	60.00	0.00	0.00	100.00
	0.00	50.00	0.00	0.00	8.33	31.58	0.00	0.00	18.18
3 X 2	0	0	1	0	0	0	0	0	1
	0.00	0.00	1.82	0.00	0.00	0.00	0.00	0.00	1.82
	0.00	0.00	100.00	0.00	0.00	0.00	0.00	0.00	100.00
	0.00	0.00	12.50	0.00	0.00	0.00	0.00	0.00	1.82
3 X 3	0	0	0	2	1	0	0	0	3
	0.00	0.00	0.00	3.64	1.82	0.00	0.00	0.00	5.45
	0.00	0.00	0.00	66.67	33.33	0.00	0.00	0.00	100.00
	0.00	0.00	0.00	25.00	8.33	0.00	0.00	0.00	5.45
4 X 1	0	0	0	0	0	1	0	0	1
	0.00	0.00	0.00	0.00	0.00	1.82	0.00	0.00	1.82
	0.00	0.00	0.00	0.00	0.00	100.00	0.00	0.00	100.00
	0.00	0.00	0.00	0.00	0.00	5.26	0.00	0.00	1.82
4 X 3	1	1	0	0	0	0	0	0	2
	1.82	1.82	0.00	0.00	0.00	0.00	0.00	0.00	3.64
	50.00	50.00	0.00	0.00	0.00	0.00	0.00	0.00	100.00
	50.00	16.67	0.00	0.00	0.00	0.00	0.00	0.00	3.64
4 X 4	0	2	4	4	9	8	0	0	27
	0.00	3.64	7.27	7.27	16.36	14.55	0.00	0.00	49.09
	0.00	7.41	14.81	14.81	33.33	29.63	0.00	0.00	100.00
	0.00	33.33	50.00	50.00	75.00	42.11	0.00	0.00	49.09

1994 WHITETAIL DEER ANTLER STATISTICS BY TIME PERIOD

DISTRICT 315 (CONTINUED)

FREQ	09/01	10/23	10/30	11/06	11/13	11/20	11/28	UNKWN	TOTAL
TOT%	TO	TO	TO	TO	TO	TO	TO		
ROW%	10/22	10/29	11/05	11/12	11/19	11/27	01/15		
COL%									
5 X 4	0	0	2	0	0	0	0	0	2
	0.00	0.00	3.64	0.00	0.00	0.00	0.00	0.00	3.64
	0.00	0.00	100.00	0.00	0.00	0.00	0.00	0.00	100.00
	0.00	0.00	25.00	0.00	0.00	0.00	0.00	0.00	3.64
5 X 5	1	0	1	2	0	3	0	0	7
	1.82	0.00	1.82	3.64	0.00	5.45	0.00	0.00	12.73
	14.29	0.00	14.29	28.57	0.00	42.86	0.00	0.00	100.00
	50.00	0.00	12.50	25.00	0.00	15.79	0.00	0.00	12.73
TOTAL	2	6	8	8	12	19	0	0	55
ANTLRD	3.64	10.91	14.55	14.55	21.82	34.55	0.00	0.00	100.00
	3.64	10.91	14.55	14.55	21.82	34.55	0.00	0.00	100.00
	100.00	100.00	100.00	100.00	100.00	100.00	0.00	0.00	100.00

1994 WHITETAIL DEER ANTLER STATISTICS BY TIME PERIOD

DISTRICT 317

FREQ TOT% ROW% COL%	09/01 TO 10/22	10/23 TO 10/29	10/30 TO 11/05	11/06 TO 11/12	11/13 TO 11/19	11/20 TO 11/27	11/28 TO 01/15	UNKWN	TOTAL
ANTLSS	0 0.00 0.00 0.00	7 22.58 22.58 100.00	4 12.90 12.90 100.00	7 22.58 22.58 100.00	4 12.90 12.90 100.00	9 29.03 29.03 100.00	0 0.00 0.00 0.00	0 0.00 0.00 0.00	31 100.00 100.00 100.00
1 X -	0 0.00 0.00 0.00	0 0.00 0.00 0.00	0 0.00 0.00 0.00	0 0.00 0.00 0.00	0 0.00 0.00 0.00	1 3.13 100.00 9.09	0 0.00 0.00 0.00	0 0.00 0.00 0.00	1 3.13 100.00 3.13
1 X 1	0 0.00 0.00 0.00	0 0.00 0.00 0.00	0 0.00 0.00 0.00	0 0.00 0.00 0.00	0 0.00 0.00 0.00	1 3.13 100.00 9.09	0 0.00 0.00 0.00	0 0.00 0.00 0.00	1 3.13 100.00 3.13
2 X 2	0 0.00 0.00 0.00	0 0.00 0.00 0.00	0 0.00 0.00 0.00	1 3.13 33.33 20.00	1 3.13 33.33 12.50	1 3.13 33.33 9.09	0 0.00 0.00 0.00	0 0.00 0.00 0.00	3 9.38 100.00 9.38
3 X 3	1 3.13 12.50 100.00	1 3.13 12.50 20.00	2 6.25 25.00 100.00	0 0.00 0.00 0.00	2 6.25 25.00 25.00	2 6.25 25.00 18.18	0 0.00 0.00 0.00	0 0.00 0.00 0.00	8 25.00 100.00 25.00
4 X 4	0 0.00 0.00 0.00	1 3.13 20.00 20.00	0 0.00 0.00 0.00	0 0.00 0.00 0.00	2 6.25 40.00 25.00	2 6.25 40.00 18.18	0 0.00 0.00 0.00	0 0.00 0.00 0.00	5 15.63 100.00 15.63
5 X 4	0 0.00 0.00 0.00	1 3.13 25.00 20.00	0 0.00 0.00 0.00	1 3.13 25.00 20.00	1 3.13 25.00 12.50	1 3.13 25.00 9.09	0 0.00 0.00 0.00	0 0.00 0.00 0.00	4 12.50 100.00 12.50
5 X 5	0 0.00 0.00 0.00	1 3.13 12.50 20.00	0 0.00 0.00 0.00	3 9.38 37.50 60.00	1 3.13 12.50 12.50	3 9.38 37.50 27.27	0 0.00 0.00 0.00	0 0.00 0.00 0.00	8 25.00 100.00 25.00
6 X 5	0 0.00 0.00 0.00	1 3.13 50.00 20.00	0 0.00 0.00 0.00	0 0.00 0.00 0.00	1 3.13 50.00 12.50	0 0.00 0.00 0.00	0 0.00 0.00 0.00	0 0.00 0.00 0.00	2 6.25 100.00 6.25

1994 WHITETAIL DEER ANTLER STATISTICS BY TIME PERIOD

DISTRICT 317 (CONTINUED)

FREQ	09/01	10/23	10/30	11/06	11/13	11/20	11/28	UNKWN	TOTAL
TOT%	TO	TO	TO	TO	TO	TO	TO		
ROW%	10/22	10/29	11/05	11/12	11/19	11/27	01/15		
COL%									
TOTAL	1	5	2	5	8	11	0	0	32
ANTLRD	3.13	15.63	6.25	15.63	25.00	34.38	0.00	0.00	100.00
	3.13	15.63	6.25	15.63	25.00	34.38	0.00	0.00	100.00
	100.00	100.00	100.00	100.00	100.00	100.00	0.00	0.00	100.00

1994 WHITETAIL DEER ANTLER STATISTICS BY TIME PERIOD

DISTRICT 319

FREQ	09/01	10/23	10/30	11/06	11/13	11/20	11/28	UNKWN	TOTAL
TOT%	TO	TO	TO	TO	TO	TO	TO		
ROW%	10/22	10/29	11/05	11/12	11/19	11/27	01/15		
COL%									
ANTLSS	2	1	0	2	0	0	1	0	6
	33.33	16.67	0.00	33.33	0.00	0.00	16.67	0.00	100.00
	33.33	16.67	0.00	33.33	0.00	0.00	16.67	0.00	100.00
	100.00	100.00	0.00	100.00	0.00	0.00	100.00	0.00	100.00
2 X 1	0	0	1	0	0	0	0	0	1
	0.00	0.00	33.33	0.00	0.00	0.00	0.00	0.00	33.33
	0.00	0.00	100.00	0.00	0.00	0.00	0.00	0.00	100.00
	0.00	0.00	100.00	0.00	0.00	0.00	0.00	0.00	33.33
2 X 2	0	0	0	0	1	0	0	0	1
	0.00	0.00	0.00	0.00	33.33	0.00	0.00	0.00	33.33
	0.00	0.00	0.00	0.00	100.00	0.00	0.00	0.00	100.00
	0.00	0.00	0.00	0.00	100.00	0.00	0.00	0.00	33.33
5 X 5	0	0	0	0	0	1	0	0	1
	0.00	0.00	0.00	0.00	0.00	33.33	0.00	0.00	33.33
	0.00	0.00	0.00	0.00	0.00	100.00	0.00	0.00	100.00
	0.00	0.00	0.00	0.00	0.00	100.00	0.00	0.00	33.33
TOTAL	0	0	1	0	1	1	0	0	3
ANTLRD	0.00	0.00	33.33	0.00	33.33	33.33	0.00	0.00	100.00
	0.00	0.00	33.33	0.00	33.33	33.33	0.00	0.00	100.00
	0.00	0.00	100.00	0.00	100.00	100.00	0.00	0.00	100.00

1994 WHITETAIL DEER ANTLER STATISTICS BY TIME PERIOD

DISTRICT 320

FREQ	09/01	10/23	10/30	11/06	11/13	11/20	11/28	UNKWN	TOTAL
TOT%	TO	TO	TO	TO	TO	TO	TO		
ROW%	10/22	10/29	11/05	11/12	11/19	11/27	01/15		
COL%									
ANTLSS	60	20	12	22	14	24	0	2	154
	38.96	12.99	7.79	14.29	9.09	15.58	0.00	1.30	100.00
	38.96	12.99	7.79	14.29	9.09	15.58	0.00	1.30	100.00
	100.00	100.00	100.00	100.00	100.00	100.00	0.00	100.00	100.00
1 X 1	0	0	0	1	1	3	0	0	5
	0.00	0.00	0.00	1.82	1.82	5.45	0.00	0.00	9.09
	0.00	0.00	0.00	20.00	20.00	60.00	0.00	0.00	100.00
	0.00	0.00	0.00	9.09	10.00	15.79	0.00	0.00	9.09
2 X 2	0	1	1	3	0	4	0	0	9
	0.00	1.82	1.82	5.45	0.00	7.27	0.00	0.00	16.36
	0.00	11.11	11.11	33.33	0.00	44.44	0.00	0.00	100.00
	0.00	12.50	14.29	27.27	0.00	21.05	0.00	0.00	16.36
3 X 3	0	1	3	2	3	1	0	0	10
	0.00	1.82	5.45	3.64	5.45	1.82	0.00	0.00	18.18
	0.00	10.00	30.00	20.00	30.00	10.00	0.00	0.00	100.00
	0.00	12.50	42.86	18.18	30.00	5.26	0.00	0.00	18.18
4 X 3	0	0	0	0	1	1	0	0	2
	0.00	0.00	0.00	0.00	1.82	1.82	0.00	0.00	3.64
	0.00	0.00	0.00	0.00	50.00	50.00	0.00	0.00	100.00
	0.00	0.00	0.00	0.00	10.00	5.26	0.00	0.00	3.64
4 X 4	0	4	0	3	2	3	0	0	12
	0.00	7.27	0.00	5.45	3.64	5.45	0.00	0.00	21.82
	0.00	33.33	0.00	25.00	16.67	25.00	0.00	0.00	100.00
	0.00	50.00	0.00	27.27	20.00	15.79	0.00	0.00	21.82
5 X 4	0	1	0	1	0	4	0	0	6
	0.00	1.82	0.00	1.82	0.00	7.27	0.00	0.00	10.91
	0.00	16.67	0.00	16.67	0.00	66.67	0.00	0.00	100.00
	0.00	12.50	0.00	9.09	0.00	21.05	0.00	0.00	10.91
5 X 5	0	1	1	0	3	2	0	0	7
	0.00	1.82	1.82	0.00	5.45	3.64	0.00	0.00	12.73
	0.00	14.29	14.29	0.00	42.86	28.57	0.00	0.00	100.00
	0.00	12.50	14.29	0.00	30.00	10.53	0.00	0.00	12.73
6 X 5	0	0	1	0	0	1	0	0	2
	0.00	0.00	1.82	0.00	0.00	1.82	0.00	0.00	3.64
	0.00	0.00	50.00	0.00	0.00	50.00	0.00	0.00	100.00
	0.00	0.00	14.29	0.00	0.00	5.26	0.00	0.00	3.64

1994 WHITETAIL DEER ANTLER STATISTICS BY TIME PERIOD

DISTRICT 320 (CONTINUED)

FREQ	09/01	10/23	10/30	11/06	11/13	11/20	11/28	UNKWN	TOTAL
TOT%	TO	TO	TO	TO	TO	TO	TO		
ROW%	10/22	10/29	11/05	11/12	11/19	11/27	01/15		
COL%									
6 X 6	0	0	0	1	0	0	0	0	1
	0.00	0.00	0.00	1.82	0.00	0.00	0.00	0.00	1.82
	0.00	0.00	0.00	100.00	0.00	0.00	0.00	0.00	100.00
	0.00	0.00	0.00	9.09	0.00	0.00	0.00	0.00	1.82
7 X 6	0	0	1	0	0	0	0	0	1
	0.00	0.00	1.82	0.00	0.00	0.00	0.00	0.00	1.82
	0.00	0.00	100.00	0.00	0.00	0.00	0.00	0.00	100.00
	0.00	0.00	14.29	0.00	0.00	0.00	0.00	0.00	1.82
TOTAL	0	8	7	11	10	19	0	0	55
ANTLRD	0.00	14.55	12.73	20.00	18.18	34.55	0.00	0.00	100.00
	0.00	14.55	12.73	20.00	18.18	34.55	0.00	0.00	100.00
	0.00	100.00	100.00	100.00	100.00	100.00	0.00	0.00	100.00

1994 WHITETAIL DEER ANTLER STATISTICS BY TIME PERIOD

DISTRICT 321

FREQ	09/01	10/23	10/30	11/06	11/13	11/20	11/28	UNKWN	TOTAL
TOT%	TO	TO	TO	TO	TO	TO	TO		
ROW%	10/22	10/29	11/05	11/12	11/19	11/27	01/15		
COL%									
ANTLSS	2	3	1	2	1	1	0	0	10
	20.00	30.00	10.00	20.00	10.00	10.00	0.00	0.00	100.00
	20.00	30.00	10.00	20.00	10.00	10.00	0.00	0.00	100.00
	100.00	100.00	100.00	100.00	100.00	100.00	0.00	0.00	100.00
2 X 2	0	1	0	0	1	0	0	0	2
	0.00	16.67	0.00	0.00	16.67	0.00	0.00	0.00	33.33
	0.00	50.00	0.00	0.00	50.00	0.00	0.00	0.00	100.00
	0.00	100.00	0.00	0.00	50.00	0.00	0.00	0.00	33.33
3 X 3	0	0	0	0	1	1	0	0	2
	0.00	0.00	0.00	0.00	16.67	16.67	0.00	0.00	33.33
	0.00	0.00	0.00	0.00	50.00	50.00	0.00	0.00	100.00
	0.00	0.00	0.00	0.00	50.00	100.00	0.00	0.00	33.33
4 X 4	1	0	0	1	0	0	0	0	2
	16.67	0.00	0.00	16.67	0.00	0.00	0.00	0.00	33.33
	50.00	0.00	0.00	50.00	0.00	0.00	0.00	0.00	100.00
	100.00	0.00	0.00	100.00	0.00	0.00	0.00	0.00	33.33
TOTAL ANTLRD	1	1	0	1	2	1	0	0	6
	16.67	16.67	0.00	16.67	33.33	16.67	0.00	0.00	100.00
	16.67	16.67	0.00	16.67	33.33	16.67	0.00	0.00	100.00
	100.00	100.00	0.00	100.00	100.00	100.00	0.00	0.00	100.00

1994 WHITETAIL DEER ANTLER STATISTICS BY TIME PERIOD

DISTRICT 322

FREQ	09/01	10/23	10/30	11/06	11/13	11/20	11/28	UNKWN	TOTAL
TOT%	TO	TO	TO	TO	TO	TO	TO		
ROW%	10/22	10/29	11/05	11/12	11/19	11/27	01/15		
COL%									
ANTLSS	68	23	14	9	6	20	0	2	142
	47.89	16.20	9.86	6.34	4.23	14.08	0.00	1.41	100.00
	47.89	16.20	9.86	6.34	4.23	14.08	0.00	1.41	100.00
	100.00	100.00	100.00	100.00	100.00	100.00	0.00	100.00	100.00
2 X 2	0	1	1	1	1	4	0	0	8
	0.00	1.72	1.72	1.72	1.72	6.90	0.00	0.00	13.79
	0.00	12.50	12.50	12.50	12.50	50.00	0.00	0.00	100.00
	0.00	20.00	33.33	12.50	6.67	16.67	0.00	0.00	13.79
3 X 2	0	0	0	0	1	1	0	0	2
	0.00	0.00	0.00	0.00	1.72	1.72	0.00	0.00	3.45
	0.00	0.00	0.00	0.00	50.00	50.00	0.00	0.00	100.00
	0.00	0.00	0.00	0.00	6.67	4.17	0.00	0.00	3.45
3 X 3	0	1	1	0	2	2	1	0	7
	0.00	1.72	1.72	0.00	3.45	3.45	1.72	0.00	12.07
	0.00	14.29	14.29	0.00	28.57	28.57	14.29	0.00	100.00
	0.00	20.00	33.33	0.00	13.33	8.33	100.00	0.00	12.07
4 X 3	1	0	0	0	2	2	0	0	5
	1.72	0.00	0.00	0.00	3.45	3.45	0.00	0.00	8.62
	20.00	0.00	0.00	0.00	40.00	40.00	0.00	0.00	100.00
	100.00	0.00	0.00	0.00	13.33	8.33	0.00	0.00	8.62
4 X 4	0	1	0	4	3	9	0	0	17
	0.00	1.72	0.00	6.90	5.17	15.52	0.00	0.00	29.31
	0.00	5.88	0.00	23.53	17.65	52.94	0.00	0.00	100.00
	0.00	20.00	0.00	50.00	20.00	37.50	0.00	0.00	29.31
5 X 3	0	0	0	0	0	1	0	0	1
	0.00	0.00	0.00	0.00	0.00	1.72	0.00	0.00	1.72
	0.00	0.00	0.00	0.00	0.00	100.00	0.00	0.00	100.00
	0.00	0.00	0.00	0.00	0.00	4.17	0.00	0.00	1.72
5 X 4	0	1	1	2	3	3	0	1	11
	0.00	1.72	1.72	3.45	5.17	5.17	0.00	1.72	18.97
	0.00	9.09	9.09	18.18	27.27	27.27	0.00	9.09	100.00
	0.00	20.00	33.33	25.00	20.00	12.50	0.00	100.00	18.97
5 X 5	0	1	0	1	3	2	0	0	7
	0.00	1.72	0.00	1.72	5.17	3.45	0.00	0.00	12.07
	0.00	14.29	0.00	14.29	42.86	28.57	0.00	0.00	100.00
	0.00	20.00	0.00	12.50	20.00	8.33	0.00	0.00	12.07

1994 WHITETAIL DEER ANTLER STATISTICS BY TIME PERIOD

DISTRICT 323

FREQ	09/01	10/23	10/30	11/06	11/13	11/20	11/28	UNKWN	TOTAL
TOT%	TO	TO	TO	TO	TO	TO	TO		
ROW%	10/22	10/29	11/05	11/12	11/19	11/27	01/15		
COL%									
ANTLSS	1	4	0	0	0	3	0	0	8
	12.50	50.00	0.00	0.00	0.00	37.50	0.00	0.00	100.00
	12.50	50.00	0.00	0.00	0.00	37.50	0.00	0.00	100.00
	100.00	100.00	0.00	0.00	0.00	100.00	0.00	0.00	100.00
2 X 2	0	0	0	0	0	1	0	0	1
	0.00	0.00	0.00	0.00	0.00	50.00	0.00	0.00	50.00
	0.00	0.00	0.00	0.00	0.00	100.00	0.00	0.00	100.00
	0.00	0.00	0.00	0.00	0.00	100.00	0.00	0.00	50.00
3 X 3	0	0	1	0	0	0	0	0	1
	0.00	0.00	50.00	0.00	0.00	0.00	0.00	0.00	50.00
	0.00	0.00	100.00	0.00	0.00	0.00	0.00	0.00	100.00
	0.00	0.00	100.00	0.00	0.00	0.00	0.00	0.00	50.00
TOTAL	0	0	1	0	0	1	0	0	2
ANTLRD	0.00	0.00	50.00	0.00	0.00	50.00	0.00	0.00	100.00
	0.00	0.00	50.00	0.00	0.00	50.00	0.00	0.00	100.00
	0.00	0.00	100.00	0.00	0.00	100.00	0.00	0.00	100.00

1994 WHITETAIL DEER ANTLER STATISTICS BY TIME PERIOD

DISTRICT 324

FREQ	09/01	10/23	10/30	11/06	11/13	11/20	11/28	UNKWN	TOTAL
TOT%	TO	TO	TO	TO	TO	TO	TO		
ROW%	10/22	10/29	11/05	11/12	11/19	11/27	01/15		
COL%									
ANTLSS	5	10	2	1	2	4	0	0	24
	20.83	41.67	8.33	4.17	8.33	16.67	0.00	0.00	100.00
	20.83	41.67	8.33	4.17	8.33	16.67	0.00	0.00	100.00
	100.00	100.00	100.00	100.00	100.00	100.00	0.00	0.00	100.00
2 X 2	0	1	1	0	0	0	0	0	2
	0.00	12.50	12.50	0.00	0.00	0.00	0.00	0.00	25.00
	0.00	50.00	50.00	0.00	0.00	0.00	0.00	0.00	100.00
	0.00	50.00	100.00	0.00	0.00	0.00	0.00	0.00	25.00
3 X 3	0	1	0	0	0	1	0	0	2
	0.00	12.50	0.00	0.00	0.00	12.50	0.00	0.00	25.00
	0.00	50.00	0.00	0.00	0.00	50.00	0.00	0.00	100.00
	0.00	50.00	0.00	0.00	0.00	25.00	0.00	0.00	25.00
4 X 4	0	0	0	1	0	2	0	0	3
	0.00	0.00	0.00	12.50	0.00	25.00	0.00	0.00	37.50
	0.00	0.00	0.00	33.33	0.00	66.67	0.00	0.00	100.00
	0.00	0.00	0.00	100.00	0.00	50.00	0.00	0.00	37.50
5 X 5	0	0	0	0	0	1	0	0	1
	0.00	0.00	0.00	0.00	0.00	12.50	0.00	0.00	12.50
	0.00	0.00	0.00	0.00	0.00	100.00	0.00	0.00	100.00
	0.00	0.00	0.00	0.00	0.00	25.00	0.00	0.00	12.50
TOTAL ANTLRD	0	2	1	1	0	4	0	0	8
	0.00	25.00	12.50	12.50	0.00	50.00	0.00	0.00	100.00
	0.00	25.00	12.50	12.50	0.00	50.00	0.00	0.00	100.00
	0.00	100.00	100.00	100.00	0.00	100.00	0.00	0.00	100.00

1994 WHITETAIL DEER ANTLER STATISTICS BY TIME PERIOD

DISTRICT 325

FREQ	09/01	10/23	10/30	11/06	11/13	11/20	11/28	UNKWN	TOTAL
TOT%	TO	TO	TO	TO	TO	TO	TO		
ROW%	10/22	10/29	11/05	11/12	11/19	11/27	01/15		
COL%									
ANTLSS	0	1	4	7	3	9	0	0	24
	0.00	4.17	16.67	29.17	12.50	37.50	0.00	0.00	100.00
	0.00	4.17	16.67	29.17	12.50	37.50	0.00	0.00	100.00
	0.00	100.00	100.00	100.00	100.00	100.00	0.00	0.00	100.00
1 X 1	0	1	1	0	1	0	0	0	3
	0.00	6.25	6.25	0.00	6.25	0.00	0.00	0.00	18.75
	0.00	33.33	33.33	0.00	33.33	0.00	0.00	0.00	100.00
	0.00	25.00	33.33	0.00	33.33	0.00	0.00	0.00	18.75
2 X 2	0	0	1	0	0	1	0	0	2
	0.00	0.00	6.25	0.00	0.00	6.25	0.00	0.00	12.50
	0.00	0.00	50.00	0.00	0.00	50.00	0.00	0.00	100.00
	0.00	0.00	33.33	0.00	0.00	33.33	0.00	0.00	12.50
3 X 3	0	1	0	1	1	0	0	0	3
	0.00	6.25	0.00	6.25	6.25	0.00	0.00	0.00	18.75
	0.00	33.33	0.00	33.33	33.33	0.00	0.00	0.00	100.00
	0.00	25.00	0.00	33.33	33.33	0.00	0.00	0.00	18.75
4 X -	0	0	1	0	0	0	0	0	1
	0.00	0.00	6.25	0.00	0.00	0.00	0.00	0.00	6.25
	0.00	0.00	100.00	0.00	0.00	0.00	0.00	0.00	100.00
	0.00	0.00	33.33	0.00	0.00	0.00	0.00	0.00	6.25
4 X 3	0	1	0	0	0	0	0	0	1
	0.00	6.25	0.00	0.00	0.00	0.00	0.00	0.00	6.25
	0.00	100.00	0.00	0.00	0.00	0.00	0.00	0.00	100.00
	0.00	25.00	0.00	0.00	0.00	0.00	0.00	0.00	6.25
4 X 4	0	0	0	1	0	1	0	0	2
	0.00	0.00	0.00	6.25	0.00	6.25	0.00	0.00	12.50
	0.00	0.00	0.00	50.00	0.00	50.00	0.00	0.00	100.00
	0.00	0.00	0.00	33.33	0.00	33.33	0.00	0.00	12.50
5 X 3	0	0	0	0	0	1	0	0	1
	0.00	0.00	0.00	0.00	0.00	6.25	0.00	0.00	6.25
	0.00	0.00	0.00	0.00	0.00	100.00	0.00	0.00	100.00
	0.00	0.00	0.00	0.00	0.00	33.33	0.00	0.00	6.25
5 X 4	0	0	0	0	1	0	0	0	1
	0.00	0.00	0.00	0.00	6.25	0.00	0.00	0.00	6.25
	0.00	0.00	0.00	0.00	100.00	0.00	0.00	0.00	100.00
	0.00	0.00	0.00	0.00	33.33	0.00	0.00	0.00	6.25

1994 WHITETAIL DEER ANTLER STATISTICS BY TIME PERIOD

DISTRICT 325 (CONTINUED)

FREQ	09/01	10/23	10/30	11/06	11/13	11/20	11/28	UNKWN	TOTAL
TOT%	TO	TO	TO	TO	TO	TO	TO		
ROW%	10/22	10/29	11/05	11/12	11/19	11/27	01/15		
COL%									
5 X 5	0	1	0	0	0	0	0	0	1
	0.00	6.25	0.00	0.00	0.00	0.00	0.00	0.00	6.25
	0.00	100.00	0.00	0.00	0.00	0.00	0.00	0.00	100.00
	0.00	25.00	0.00	0.00	0.00	0.00	0.00	0.00	6.25
9 X 8	0	0	0	1	0	0	0	0	1
	0.00	0.00	0.00	6.25	0.00	0.00	0.00	0.00	6.25
	0.00	0.00	0.00	100.00	0.00	0.00	0.00	0.00	100.00
	0.00	0.00	0.00	33.33	0.00	0.00	0.00	0.00	6.25
TOTAL	0	4	3	3	3	3	0	0	16
ANTLRD	0.00	25.00	18.75	18.75	18.75	18.75	0.00	0.00	100.00
	0.00	25.00	18.75	18.75	18.75	18.75	0.00	0.00	100.00
	0.00	100.00	100.00	100.00	100.00	100.00	0.00	0.00	100.00

1994 WHITETAIL DEER ANTLER STATISTICS BY TIME PERIOD

DISTRICT 326

FREQ	09/01	10/23	10/30	11/06	11/13	11/20	11/28	UNKWN	TOTAL
TOT%	TO	TO	TO	TO	TO	TO	TO		
ROW%	10/22	10/29	11/05	11/12	11/19	11/27	01/15		
COL%									
ANTLSS	1	12	4	5	10	5	0	1	38
	2.63	31.58	10.53	13.16	26.32	13.16	0.00	2.63	100.00
	2.63	31.58	10.53	13.16	26.32	13.16	0.00	2.63	100.00
	100.00	100.00	100.00	100.00	100.00	100.00	0.00	100.00	100.00
2 X 1	0	0	1	0	0	0	0	0	1
	0.00	0.00	4.00	0.00	0.00	0.00	0.00	0.00	4.00
	0.00	0.00	100.00	0.00	0.00	0.00	0.00	0.00	100.00
	0.00	0.00	14.29	0.00	0.00	0.00	0.00	0.00	4.00
2 X 2	0	0	1	1	1	1	0	0	4
	0.00	0.00	4.00	4.00	4.00	4.00	0.00	0.00	16.00
	0.00	0.00	25.00	25.00	25.00	25.00	0.00	0.00	100.00
	0.00	0.00	14.29	50.00	12.50	20.00	0.00	0.00	16.00
3 X 2	0	1	0	0	0	1	0	0	2
	0.00	4.00	0.00	0.00	0.00	4.00	0.00	0.00	8.00
	0.00	50.00	0.00	0.00	0.00	50.00	0.00	0.00	100.00
	0.00	33.33	0.00	0.00	0.00	20.00	0.00	0.00	8.00
3 X 3	0	0	1	0	0	0	0	0	1
	0.00	0.00	4.00	0.00	0.00	0.00	0.00	0.00	4.00
	0.00	0.00	100.00	0.00	0.00	0.00	0.00	0.00	100.00
	0.00	0.00	14.29	0.00	0.00	0.00	0.00	0.00	4.00
4 X 3	0	0	1	0	1	0	0	0	2
	0.00	0.00	4.00	0.00	4.00	0.00	0.00	0.00	8.00
	0.00	0.00	50.00	0.00	50.00	0.00	0.00	0.00	100.00
	0.00	0.00	14.29	0.00	12.50	0.00	0.00	0.00	8.00
4 X 4	0	0	2	1	3	1	0	0	7
	0.00	0.00	8.00	4.00	12.00	4.00	0.00	0.00	28.00
	0.00	0.00	28.57	14.29	42.86	14.29	0.00	0.00	100.00
	0.00	0.00	28.57	50.00	37.50	20.00	0.00	0.00	28.00
5 X 4	0	0	1	0	2	0	0	0	3
	0.00	0.00	4.00	0.00	8.00	0.00	0.00	0.00	12.00
	0.00	0.00	33.33	0.00	66.67	0.00	0.00	0.00	100.00
	0.00	0.00	14.29	0.00	25.00	0.00	0.00	0.00	12.00
5 X 5	0	1	0	0	0	2	0	0	3
	0.00	4.00	0.00	0.00	0.00	8.00	0.00	0.00	12.00
	0.00	33.33	0.00	0.00	0.00	66.67	0.00	0.00	100.00
	0.00	33.33	0.00	0.00	0.00	40.00	0.00	0.00	12.00

1994 WHITETAIL DEER ANTLER STATISTICS BY TIME PERIOD

DISTRICT 326 (CONTINUED)

FREQ	09/01	10/23	10/30	11/06	11/13	11/20	11/28	UNKWN	TOTAL
TOT%	TO	TO	TO	TO	TO	TO	TO		
ROW%	10/22	10/29	11/05	11/12	11/19	11/27	01/15		
COL%									
6 X 4	0	1	0	0	0	0	0	0	1
	0.00	4.00	0.00	0.00	0.00	0.00	0.00	0.00	4.00
	0.00	100.00	0.00	0.00	0.00	0.00	0.00	0.00	100.00
	0.00	33.33	0.00	0.00	0.00	0.00	0.00	0.00	4.00
6 X 6	0	0	0	0	1	0	0	0	1
	0.00	0.00	0.00	0.00	4.00	0.00	0.00	0.00	4.00
	0.00	0.00	0.00	0.00	100.00	0.00	0.00	0.00	100.00
	0.00	0.00	0.00	0.00	12.50	0.00	0.00	0.00	4.00
TOTAL	0	3	7	2	8	5	0	0	25
ANTLRD	0.00	12.00	28.00	8.00	32.00	20.00	0.00	0.00	100.00
	0.00	12.00	28.00	8.00	32.00	20.00	0.00	0.00	100.00
	0.00	100.00	100.00	100.00	100.00	100.00	0.00	0.00	100.00

1994 WHITETAIL DEER ANTLER STATISTICS BY TIME PERIOD

DISTRICT 327

FREQ	09/01	10/23	10/30	11/06	11/13	11/20	11/28	UNKWN	TOTAL
TOT%	TO	TO	TO	TO	TO	TO	TO		
ROW%	10/22	10/29	11/05	11/12	11/19	11/27	01/15		
COL%									
ANTLSS	0	0	1	0	2	0	0	0	3
	0.00	0.00	33.33	0.00	66.67	0.00	0.00	0.00	100.00
	0.00	0.00	33.33	0.00	66.67	0.00	0.00	0.00	100.00
	0.00	0.00	100.00	0.00	100.00	0.00	0.00	0.00	100.00
3 X 3	0	0	0	0	0	0	1	0	1
	0.00	0.00	0.00	0.00	0.00	0.00	50.00	0.00	50.00
	0.00	0.00	0.00	0.00	0.00	0.00	100.00	0.00	100.00
	0.00	0.00	0.00	0.00	0.00	0.00	100.00	0.00	50.00
4 X 4	0	0	0	0	1	0	0	0	1
	0.00	0.00	0.00	0.00	50.00	0.00	0.00	0.00	50.00
	0.00	0.00	0.00	0.00	100.00	0.00	0.00	0.00	100.00
	0.00	0.00	0.00	0.00	100.00	0.00	0.00	0.00	50.00
TOTAL	0	0	0	0	1	0	1	0	2
ANTLRD	0.00	0.00	0.00	0.00	50.00	0.00	50.00	0.00	100.00
	0.00	0.00	0.00	0.00	50.00	0.00	50.00	0.00	100.00
	0.00	0.00	0.00	0.00	100.00	0.00	100.00	0.00	100.00

1994 WHITETAIL DEER ANTLER STATISTICS BY TIME PERIOD

DISTRICT 328

FREQ	09/01	10/23	10/30	11/06	11/13	11/20	11/28	UNKWN	TOTAL
TOT%	TO	TO	TO	TO	TO	TO	TO		
ROW%	10/22	10/29	11/05	11/12	11/19	11/27	01/15		
COL%									
ANTLSS	0	1	0	0	0	0	0	0	1
	0.00	100.00	0.00	0.00	0.00	0.00	0.00	0.00	100.00
	0.00	100.00	0.00	0.00	0.00	0.00	0.00	0.00	100.00
	0.00	100.00	0.00	0.00	0.00	0.00	0.00	0.00	100.00
3 X 3	0	0	0	0	0	1	0	0	1
	0.00	0.00	0.00	0.00	0.00	50.00	0.00	0.00	50.00
	0.00	0.00	0.00	0.00	0.00	100.00	0.00	0.00	100.00
	0.00	0.00	0.00	0.00	0.00	100.00	0.00	0.00	50.00
4 X 4	0	0	0	0	1	0	0	0	1
	0.00	0.00	0.00	0.00	50.00	0.00	0.00	0.00	50.00
	0.00	0.00	0.00	0.00	100.00	0.00	0.00	0.00	100.00
	0.00	0.00	0.00	0.00	100.00	0.00	0.00	0.00	50.00
TOTAL ANTLRD	0	0	0	0	1	1	0	0	2
	0.00	0.00	0.00	0.00	50.00	50.00	0.00	0.00	100.00
	0.00	0.00	0.00	0.00	50.00	50.00	0.00	0.00	100.00
	0.00	0.00	0.00	0.00	100.00	100.00	0.00	0.00	100.00

1994 WHITETAIL DEER ANTLER STATISTICS BY TIME PERIOD

DISTRICT 329

FREQ TOT% ROW% COL%	09/01 TO 10/22	10/23 TO 10/29	10/30 TO 11/05	11/06 TO 11/12	11/13 TO 11/19	11/20 TO 11/27	11/28 TO 01/15	UNKWN	TOTAL
ANTLSS	2	5	3	1	2	2	0	0	15
	13.33	33.33	20.00	6.67	13.33	13.33	0.00	0.00	100.00
	13.33	33.33	20.00	6.67	13.33	13.33	0.00	0.00	100.00
	100.00	100.00	100.00	100.00	100.00	100.00	0.00	0.00	100.00
1 X 1	0	0	0	0	0	1	0	0	1
	0.00	0.00	0.00	0.00	0.00	12.50	0.00	0.00	12.50
	0.00	0.00	0.00	0.00	0.00	100.00	0.00	0.00	100.00
	0.00	0.00	0.00	0.00	0.00	25.00	0.00	0.00	12.50
2 X 2	0	0	0	0	0	1	0	0	1
	0.00	0.00	0.00	0.00	0.00	12.50	0.00	0.00	12.50
	0.00	0.00	0.00	0.00	0.00	100.00	0.00	0.00	100.00
	0.00	0.00	0.00	0.00	0.00	25.00	0.00	0.00	12.50
3 X 3	0	0	1	0	0	0	0	0	1
	0.00	0.00	12.50	0.00	0.00	0.00	0.00	0.00	12.50
	0.00	0.00	100.00	0.00	0.00	0.00	0.00	0.00	100.00
	0.00	0.00	50.00	0.00	0.00	0.00	0.00	0.00	12.50
4 X 4	0	1	0	0	0	1	0	0	2
	0.00	12.50	0.00	0.00	0.00	12.50	0.00	0.00	25.00
	0.00	50.00	0.00	0.00	0.00	50.00	0.00	0.00	100.00
	0.00	100.00	0.00	0.00	0.00	25.00	0.00	0.00	25.00
5 X 4	0	0	1	0	0	0	0	0	1
	0.00	0.00	12.50	0.00	0.00	0.00	0.00	0.00	12.50
	0.00	0.00	100.00	0.00	0.00	0.00	0.00	0.00	100.00
	0.00	0.00	50.00	0.00	0.00	0.00	0.00	0.00	12.50
5 X 5	0	0	0	0	0	1	0	0	1
	0.00	0.00	0.00	0.00	0.00	12.50	0.00	0.00	12.50
	0.00	0.00	0.00	0.00	0.00	100.00	0.00	0.00	100.00
	0.00	0.00	0.00	0.00	0.00	25.00	0.00	0.00	12.50
8 X 7	0	0	0	1	0	0	0	0	1
	0.00	0.00	0.00	12.50	0.00	0.00	0.00	0.00	12.50
	0.00	0.00	0.00	100.00	0.00	0.00	0.00	0.00	100.00
	0.00	0.00	0.00	100.00	0.00	0.00	0.00	0.00	12.50
TOTAL ANTLRD	0	1	2	1	0	4	0	0	8
	0.00	12.50	25.00	12.50	0.00	50.00	0.00	0.00	100.00
	0.00	12.50	25.00	12.50	0.00	50.00	0.00	0.00	100.00
	0.00	100.00	100.00	100.00	0.00	100.00	0.00	0.00	100.00

1994 WHITETAIL DEER ANTLER STATISTICS BY TIME PERIOD

DISTRICT 330

FREQ TOT% ROW% COL%	09/01 TO 10/22	10/23 TO 10/29	10/30 TO 11/05	11/06 TO 11/12	11/13 TO 11/19	11/20 TO 11/27	11/28 TO 01/15	UNKWN	TOTAL
ANTLSS	1	7	2	7	4	12	0	0	33
	3.03	21.21	6.06	21.21	12.12	36.36	0.00	0.00	100.00
	3.03	21.21	6.06	21.21	12.12	36.36	0.00	0.00	100.00
	100.00	100.00	100.00	100.00	100.00	100.00	0.00	0.00	100.00
2 X 2	0	2	1	1	0	0	0	0	4
	0.00	7.14	3.57	3.57	0.00	0.00	0.00	0.00	14.29
	0.00	50.00	25.00	25.00	0.00	0.00	0.00	0.00	100.00
	0.00	25.00	100.00	10.00	0.00	0.00	0.00	0.00	14.29
3 X 2	0	2	0	0	0	0	0	0	2
	0.00	7.14	0.00	0.00	0.00	0.00	0.00	0.00	7.14
	0.00	100.00	0.00	0.00	0.00	0.00	0.00	0.00	100.00
	0.00	25.00	0.00	0.00	0.00	0.00	0.00	0.00	7.14
3 X 3	0	0	0	1	1	1	0	0	3
	0.00	0.00	0.00	3.57	3.57	3.57	0.00	0.00	10.71
	0.00	0.00	0.00	33.33	33.33	33.33	0.00	0.00	100.00
	0.00	0.00	0.00	10.00	25.00	20.00	0.00	0.00	10.71
4 X 3	0	0	0	2	1	0	0	0	3
	0.00	0.00	0.00	7.14	3.57	0.00	0.00	0.00	10.71
	0.00	0.00	0.00	66.67	33.33	0.00	0.00	0.00	100.00
	0.00	0.00	0.00	20.00	25.00	0.00	0.00	0.00	10.71
4 X 4	0	2	0	2	2	3	0	0	9
	0.00	7.14	0.00	7.14	7.14	10.71	0.00	0.00	32.14
	0.00	22.22	0.00	22.22	22.22	33.33	0.00	0.00	100.00
	0.00	25.00	0.00	20.00	50.00	60.00	0.00	0.00	32.14
5 X 4	0	1	0	0	0	0	0	0	1
	0.00	3.57	0.00	0.00	0.00	0.00	0.00	0.00	3.57
	0.00	100.00	0.00	0.00	0.00	0.00	0.00	0.00	100.00
	0.00	12.50	0.00	0.00	0.00	0.00	0.00	0.00	3.57
5 X 5	0	0	0	2	0	1	0	0	3
	0.00	0.00	0.00	7.14	0.00	3.57	0.00	0.00	10.71
	0.00	0.00	0.00	66.67	0.00	33.33	0.00	0.00	100.00
	0.00	0.00	0.00	20.00	0.00	20.00	0.00	0.00	10.71
6 X 5	0	1	0	1	0	0	0	0	2
	0.00	3.57	0.00	3.57	0.00	0.00	0.00	0.00	7.14
	0.00	50.00	0.00	50.00	0.00	0.00	0.00	0.00	100.00
	0.00	12.50	0.00	10.00	0.00	0.00	0.00	0.00	7.14

1994 WHITETAIL DEER ANTLER STATISTICS BY TIME PERIOD

DISTRICT 330 (CONTINUED)

FREQ	09/01	10/23	10/30	11/06	11/13	11/20	11/28	UNKWN	TOTAL
TOT%	TO	TO	TO	TO	TO	TO	TO		
ROW%	10/22	10/29	11/05	11/12	11/19	11/27	01/15		
COL%									
7 X 5	0	0	0	1	0	0	0	0	1
	0.00	0.00	0.00	3.57	0.00	0.00	0.00	0.00	3.57
	0.00	0.00	0.00	100.00	0.00	0.00	0.00	0.00	100.00
	0.00	0.00	0.00	10.00	0.00	0.00	0.00	0.00	3.57
TOTAL	0	8	1	10	4	5	0	0	28
ANTLRD	0.00	28.57	3.57	35.71	14.29	17.86	0.00	0.00	100.00
	0.00	28.57	3.57	35.71	14.29	17.86	0.00	0.00	100.00
	0.00	100.00	100.00	100.00	100.00	100.00	0.00	0.00	100.00

1994 WHITETAIL DEER ANTLER STATISTICS BY TIME PERIOD

DISTRICT 331

FREQ TOT% ROW% COL%	09/01 TO 10/22	10/23 TO 10/29	10/30 TO 11/05	11/06 TO 11/12	11/13 TO 11/19	11/20 TO 11/27	11/28 TO 01/15	UNKWN	TOTAL
ANTLSS	11	4	8	7	3	6	0	0	39
	28.21	10.26	20.51	17.95	7.69	15.38	0.00	0.00	100.00
	28.21	10.26	20.51	17.95	7.69	15.38	0.00	0.00	100.00
	100.00	100.00	100.00	100.00	100.00	100.00	0.00	0.00	100.00
2 X 2	0	0	0	0	0	1	0	0	1
	0.00	0.00	0.00	0.00	0.00	5.88	0.00	0.00	5.88
	0.00	0.00	0.00	0.00	0.00	100.00	0.00	0.00	100.00
	0.00	0.00	0.00	0.00	0.00	14.29	0.00	0.00	5.88
3 X 3	0	1	0	0	0	1	0	0	2
	0.00	5.88	0.00	0.00	0.00	5.88	0.00	0.00	11.76
	0.00	50.00	0.00	0.00	0.00	50.00	0.00	0.00	100.00
	0.00	25.00	0.00	0.00	0.00	14.29	0.00	0.00	11.76
4 X 3	0	1	0	1	1	1	0	0	4
	0.00	5.88	0.00	5.88	5.88	5.88	0.00	0.00	23.53
	0.00	25.00	0.00	25.00	25.00	25.00	0.00	0.00	100.00
	0.00	25.00	0.00	33.33	50.00	14.29	0.00	0.00	23.53
4 X 4	0	1	1	2	0	2	0	0	6
	0.00	5.88	5.88	11.76	0.00	11.76	0.00	0.00	35.29
	0.00	16.67	16.67	33.33	0.00	33.33	0.00	0.00	100.00
	0.00	25.00	100.00	66.67	0.00	28.57	0.00	0.00	35.29
5 X 4	0	0	0	0	0	2	0	0	2
	0.00	0.00	0.00	0.00	0.00	11.76	0.00	0.00	11.76
	0.00	0.00	0.00	0.00	0.00	100.00	0.00	0.00	100.00
	0.00	0.00	0.00	0.00	0.00	28.57	0.00	0.00	11.76
5 X 5	0	1	0	0	0	0	0	0	1
	0.00	5.88	0.00	0.00	0.00	0.00	0.00	0.00	5.88
	0.00	100.00	0.00	0.00	0.00	0.00	0.00	0.00	100.00
	0.00	25.00	0.00	0.00	0.00	0.00	0.00	0.00	5.88
7 X 4	0	0	0	0	1	0	0	0	1
	0.00	0.00	0.00	0.00	5.88	0.00	0.00	0.00	5.88
	0.00	0.00	0.00	0.00	100.00	0.00	0.00	0.00	100.00
	0.00	0.00	0.00	0.00	50.00	0.00	0.00	0.00	5.88
TOTAL ANTLRD	0	4	1	3	2	7	0	0	17
	0.00	23.53	5.88	17.65	11.76	41.18	0.00	0.00	100.00
	0.00	23.53	5.88	17.65	11.76	41.18	0.00	0.00	100.00
	0.00	100.00	100.00	100.00	100.00	100.00	0.00	0.00	100.00

1994 WHITETAIL DEER ANTLER STATISTICS BY TIME PERIOD

DISTRICT 332

FREQ	09/01	10/23	10/30	11/06	11/13	11/20	11/28	UNKWN	TOTAL
TOT%	TO	TO	TO	TO	TO	TO	TO		
ROW%	10/22	10/29	11/05	11/12	11/19	11/27	01/15		
COL%									
ANTLSS	0	0	0	0	1	1	0	0	2
	0.00	0.00	0.00	0.00	50.00	50.00	0.00	0.00	100.00
	0.00	0.00	0.00	0.00	50.00	50.00	0.00	0.00	100.00
	0.00	0.00	0.00	0.00	100.00	100.00	0.00	0.00	100.00
2 X 2	0	0	0	0	1	0	0	0	1
	0.00	0.00	0.00	0.00	50.00	0.00	0.00	0.00	50.00
	0.00	0.00	0.00	0.00	100.00	0.00	0.00	0.00	100.00
	0.00	0.00	0.00	0.00	50.00	0.00	0.00	0.00	50.00
4 X 4	0	0	0	0	1	0	0	0	1
	0.00	0.00	0.00	0.00	50.00	0.00	0.00	0.00	50.00
	0.00	0.00	0.00	0.00	100.00	0.00	0.00	0.00	100.00
	0.00	0.00	0.00	0.00	50.00	0.00	0.00	0.00	50.00
TOTAL ANTLRD	0	0	0	0	2	0	0	0	2
	0.00	0.00	0.00	0.00	100.00	0.00	0.00	0.00	100.00
	0.00	0.00	0.00	0.00	100.00	0.00	0.00	0.00	100.00
	0.00	0.00	0.00	0.00	100.00	0.00	0.00	0.00	100.00

1994 WHITETAIL DEER ANTLER STATISTICS BY TIME PERIOD

DISTRICT 333

FREQ	09/01	10/23	10/30	11/06	11/13	11/20	11/28	UNKWN	TOTAL
TOT%	TO	TO	TO	TO	TO	TO	TO		
ROW%	10/22	10/29	11/05	11/12	11/19	11/27	01/15		
COL%									
ANTLSS	40	18	16	10	9	16	0	0	109
	36.70	16.51	14.68	9.17	8.26	14.68	0.00	0.00	100.00
	36.70	16.51	14.68	9.17	8.26	14.68	0.00	0.00	100.00
	100.00	100.00	100.00	100.00	100.00	100.00	0.00	0.00	100.00
1 X 1	0	1	1	0	0	0	0	0	2
	0.00	1.32	1.32	0.00	0.00	0.00	0.00	0.00	2.63
	0.00	50.00	50.00	0.00	0.00	0.00	0.00	0.00	100.00
	0.00	16.67	16.67	0.00	0.00	0.00	0.00	0.00	2.63
2 X 1	0	1	0	0	1	1	0	0	3
	0.00	1.32	0.00	0.00	1.32	1.32	0.00	0.00	3.95
	0.00	33.33	0.00	0.00	33.33	33.33	0.00	0.00	100.00
	0.00	16.67	0.00	0.00	4.55	4.35	0.00	0.00	3.95
2 X 2	0	0	1	1	4	1	0	0	7
	0.00	0.00	1.32	1.32	5.26	1.32	0.00	0.00	9.21
	0.00	0.00	14.29	14.29	57.14	14.29	0.00	0.00	100.00
	0.00	0.00	16.67	9.09	18.18	4.35	0.00	0.00	9.21
3 X 2	2	0	0	0	1	2	0	0	5
	2.63	0.00	0.00	0.00	1.32	2.63	0.00	0.00	6.58
	40.00	0.00	0.00	0.00	20.00	40.00	0.00	0.00	100.00
	28.57	0.00	0.00	0.00	4.55	8.70	0.00	0.00	6.58
3 X 3	0	1	2	2	1	3	0	0	9
	0.00	1.32	2.63	2.63	1.32	3.95	0.00	0.00	11.84
	0.00	11.11	22.22	22.22	11.11	33.33	0.00	0.00	100.00
	0.00	16.67	33.33	18.18	4.55	13.04	0.00	0.00	11.84
4 X 3	0	0	1	1	1	1	0	0	4
	0.00	0.00	1.32	1.32	1.32	1.32	0.00	0.00	5.26
	0.00	0.00	25.00	25.00	25.00	25.00	0.00	0.00	100.00
	0.00	0.00	16.67	9.09	4.55	4.35	0.00	0.00	5.26
4 X 4	2	2	0	2	9	10	0	0	25
	2.63	2.63	0.00	2.63	11.84	13.16	0.00	0.00	32.89
	8.00	8.00	0.00	8.00	36.00	40.00	0.00	0.00	100.00
	28.57	33.33	0.00	18.18	40.91	43.48	0.00	0.00	32.89
5 X 4	1	0	0	1	2	0	0	0	4
	1.32	0.00	0.00	1.32	2.63	0.00	0.00	0.00	5.26
	25.00	0.00	0.00	25.00	50.00	0.00	0.00	0.00	100.00
	14.29	0.00	0.00	9.09	9.09	0.00	0.00	0.00	5.26

1994 WHITETAIL DEER ANTLER STATISTICS BY TIME PERIOD

DISTRICT 333 (CONTINUED)

FREQ	09/01	10/23	10/30	11/06	11/13	11/20	11/28	UNKWN	TOTAL
TOT%	TO	TO	TO	TO	TO	TO	TO		
ROW%	10/22	10/29	11/05	11/12	11/19	11/27	01/15		
COL%									
5 X 5	0	0	1	3	3	5	0	1	13
	0.00	0.00	1.32	3.95	3.95	6.58	0.00	1.32	17.11
	0.00	0.00	7.69	23.08	23.08	38.46	0.00	7.69	100.00
	0.00	0.00	16.67	27.27	13.64	21.74	0.00	100.00	17.11
6 X 5	1	0	0	0	0	0	0	0	1
	1.32	0.00	0.00	0.00	0.00	0.00	0.00	0.00	1.32
	100.00	0.00	0.00	0.00	0.00	0.00	0.00	0.00	100.00
	14.29	0.00	0.00	0.00	0.00	0.00	0.00	0.00	1.32
6 X 6	0	1	0	1	0	0	0	0	2
	0.00	1.32	0.00	1.32	0.00	0.00	0.00	0.00	2.63
	0.00	50.00	0.00	50.00	0.00	0.00	0.00	0.00	100.00
	0.00	16.67	0.00	9.09	0.00	0.00	0.00	0.00	2.63
7 X 5	1	0	0	0	0	0	0	0	1
	1.32	0.00	0.00	0.00	0.00	0.00	0.00	0.00	1.32
	100.00	0.00	0.00	0.00	0.00	0.00	0.00	0.00	100.00
	14.29	0.00	0.00	0.00	0.00	0.00	0.00	0.00	1.32
TOTAL	7	6	6	11	22	23	0	1	76
ANTLRD	9.21	7.89	7.89	14.47	28.95	30.26	0.00	1.32	100.00
	9.21	7.89	7.89	14.47	28.95	30.26	0.00	1.32	100.00
	100.00	100.00	100.00	100.00	100.00	100.00	0.00	100.00	100.00

1994 WHITETAIL DEER ANTLER STATISTICS BY TIME PERIOD

DISTRICT 340

FREQ	09/01	10/23	10/30	11/06	11/13	11/20	11/28	UNKWN	TOTAL
TOT%	TO	TO	TO	TO	TO	TO	TO		
ROW%	TO	TO	TO	TO	TO	TO	TO		
COL%	10/22	10/29	11/05	11/12	11/19	11/27	01/15		
ANTLSS	62	18	7	12	16	15	2	0	132
	46.97	13.64	5.30	9.09	12.12	11.36	1.52	0.00	100.00
	46.97	13.64	5.30	9.09	12.12	11.36	1.52	0.00	100.00
	100.00	100.00	100.00	100.00	100.00	100.00	100.00	0.00	100.00
2 X 2	0	2	0	1	0	4	1	0	8
	0.00	3.28	0.00	1.64	0.00	6.56	1.64	0.00	13.11
	0.00	25.00	0.00	12.50	0.00	50.00	12.50	0.00	100.00
	0.00	20.00	0.00	12.50	0.00	20.00	100.00	0.00	13.11
3 X 3	0	2	1	3	5	3	0	0	14
	0.00	3.28	1.64	4.92	8.20	4.92	0.00	0.00	22.95
	0.00	14.29	7.14	21.43	35.71	21.43	0.00	0.00	100.00
	0.00	20.00	33.33	37.50	33.33	15.00	0.00	0.00	22.95
4 X 3	0	2	0	0	1	1	0	0	4
	0.00	3.28	0.00	0.00	1.64	1.64	0.00	0.00	6.56
	0.00	50.00	0.00	0.00	25.00	25.00	0.00	0.00	100.00
	0.00	20.00	0.00	0.00	6.67	5.00	0.00	0.00	6.56
4 X 4	2	2	1	1	3	7	0	0	16
	3.28	3.28	1.64	1.64	4.92	11.48	0.00	0.00	26.23
	12.50	12.50	6.25	6.25	18.75	43.75	0.00	0.00	100.00
	100.00	20.00	33.33	12.50	20.00	35.00	0.00	0.00	26.23
5 X 4	0	0	0	1	1	1	0	0	3
	0.00	0.00	0.00	1.64	1.64	1.64	0.00	0.00	4.92
	0.00	0.00	0.00	33.33	33.33	33.33	0.00	0.00	100.00
	0.00	0.00	0.00	12.50	6.67	5.00	0.00	0.00	4.92
5 X 5	0	2	1	1	4	4	0	1	13
	0.00	3.28	1.64	1.64	6.56	6.56	0.00	1.64	21.31
	0.00	15.38	7.69	7.69	30.77	30.77	0.00	7.69	100.00
	0.00	20.00	33.33	12.50	26.67	20.00	0.00	50.00	21.31
6 X -	0	0	0	0	0	0	0	1	1
	0.00	0.00	0.00	0.00	0.00	0.00	0.00	1.64	1.64
	0.00	0.00	0.00	0.00	0.00	0.00	0.00	100.00	100.00
	0.00	0.00	0.00	0.00	0.00	0.00	0.00	50.00	1.64
6 X 5	0	0	0	0	1	0	0	0	1
	0.00	0.00	0.00	0.00	1.64	0.00	0.00	0.00	1.64
	0.00	0.00	0.00	0.00	100.00	0.00	0.00	0.00	100.00
	0.00	0.00	0.00	0.00	6.67	0.00	0.00	0.00	1.64

1994 WHITETAIL DEER ANTLER STATISTICS BY TIME PERIOD

DISTRICT 341

FREQ	09/01	10/23	10/30	11/06	11/13	11/20	11/28	UNKWN	TOTAL
TOT%	TO	TO	TO	TO	TO	TO	TO		
ROW%	10/22	10/29	11/05	11/12	11/19	11/27	01/15		
COL%									
ANTLSS	0	1	0	1	0	0	0	0	2
	0.00	50.00	0.00	50.00	0.00	0.00	0.00	0.00	100.00
	0.00	50.00	0.00	50.00	0.00	0.00	0.00	0.00	100.00
	0.00	100.00	0.00	100.00	0.00	0.00	0.00	0.00	100.00
3 X 3	0	0	0	0	0	2	0	0	2
	0.00	0.00	0.00	0.00	0.00	40.00	0.00	0.00	40.00
	0.00	0.00	0.00	0.00	0.00	100.00	0.00	0.00	100.00
	0.00	0.00	0.00	0.00	0.00	100.00	0.00	0.00	40.00
4 X 4	0	0	1	0	1	0	0	0	2
	0.00	0.00	20.00	0.00	20.00	0.00	0.00	0.00	40.00
	0.00	0.00	50.00	0.00	50.00	0.00	0.00	0.00	100.00
	0.00	0.00	100.00	0.00	100.00	0.00	0.00	0.00	40.00
5 X 5	0	1	0	0	0	0	0	0	1
	0.00	20.00	0.00	0.00	0.00	0.00	0.00	0.00	20.00
	0.00	100.00	0.00	0.00	0.00	0.00	0.00	0.00	100.00
	0.00	100.00	0.00	0.00	0.00	0.00	0.00	0.00	20.00
TOTAL	0	1	1	0	1	2	0	0	5
ANTLRD	0.00	20.00	20.00	0.00	20.00	40.00	0.00	0.00	100.00
	0.00	20.00	20.00	0.00	20.00	40.00	0.00	0.00	100.00
	0.00	100.00	100.00	0.00	100.00	100.00	0.00	0.00	100.00

1994 WHITETAIL DEER ANTLER STATISTICS BY TIME PERIOD

DISTRICT 360

FREQ	09/01	10/23	10/30	11/06	11/13	11/20	11/28	UNKWN	TOTAL
TOT%	TO	TO	TO	TO	TO	TO	TO		
ROW%	10/22	10/29	11/05	11/12	11/19	11/27	01/15		
COL%									
ANTLSS	2	8	5	2	14	11	0	1	43
	4.65	18.60	11.63	4.65	32.56	25.58	0.00	2.33	100.00
	4.65	18.60	11.63	4.65	32.56	25.58	0.00	2.33	100.00
	100.00	100.00	100.00	100.00	100.00	100.00	0.00	100.00	100.00
2 X 2	0	0	0	2	0	1	0	0	3
	0.00	0.00	0.00	8.33	0.00	4.17	0.00	0.00	12.50
	0.00	0.00	0.00	66.67	0.00	33.33	0.00	0.00	100.00
	0.00	0.00	0.00	66.67	0.00	11.11	0.00	0.00	12.50
3 X 2	0	0	0	0	1	0	0	0	1
	0.00	0.00	0.00	0.00	4.17	0.00	0.00	0.00	4.17
	0.00	0.00	0.00	0.00	100.00	0.00	0.00	0.00	100.00
	0.00	0.00	0.00	0.00	16.67	0.00	0.00	0.00	4.17
3 X 3	0	0	1	0	0	1	0	0	2
	0.00	0.00	4.17	0.00	0.00	4.17	0.00	0.00	8.33
	0.00	0.00	50.00	0.00	0.00	50.00	0.00	0.00	100.00
	0.00	0.00	25.00	0.00	0.00	11.11	0.00	0.00	8.33
4 X 3	0	0	0	0	1	0	0	0	1
	0.00	0.00	0.00	0.00	4.17	0.00	0.00	0.00	4.17
	0.00	0.00	0.00	0.00	100.00	0.00	0.00	0.00	100.00
	0.00	0.00	0.00	0.00	16.67	0.00	0.00	0.00	4.17
4 X 4	0	1	1	0	2	2	0	0	6
	0.00	4.17	4.17	0.00	8.33	8.33	0.00	0.00	25.00
	0.00	16.67	16.67	0.00	33.33	33.33	0.00	0.00	100.00
	0.00	50.00	25.00	0.00	33.33	22.22	0.00	0.00	25.00
5 X 4	0	0	1	0	0	0	0	0	1
	0.00	0.00	4.17	0.00	0.00	0.00	0.00	0.00	4.17
	0.00	0.00	100.00	0.00	0.00	0.00	0.00	0.00	100.00
	0.00	0.00	25.00	0.00	0.00	0.00	0.00	0.00	4.17
5 X 5	0	0	1	0	1	2	0	0	4
	0.00	0.00	4.17	0.00	4.17	8.33	0.00	0.00	16.67
	0.00	0.00	25.00	0.00	25.00	50.00	0.00	0.00	100.00
	0.00	0.00	25.00	0.00	16.67	22.22	0.00	0.00	16.67
6 X 6	0	1	0	1	1	1	0	0	4
	0.00	4.17	0.00	4.17	4.17	4.17	0.00	0.00	16.67
	0.00	25.00	0.00	25.00	25.00	25.00	0.00	0.00	100.00
	0.00	50.00	0.00	33.33	16.67	11.11	0.00	0.00	16.67

1994 WHITETAIL DEER ANTLER STATISTICS BY TIME PERIOD

DISTRICT 360 (CONTINUED)

FREQ	09/01	10/23	10/30	11/06	11/13	11/20	11/28	UNKWN	TOTAL
TOT%	TO	TO	TO	TO	TO	TO	TO		
ROW%	10/22	10/29	11/05	11/12	11/19	11/27	01/15		
COL%									
7 X 6	0	0	0	0	0	1	0	0	1
	0.00	0.00	0.00	0.00	0.00	4.17	0.00	0.00	4.17
	0.00	0.00	0.00	0.00	0.00	100.00	0.00	0.00	100.00
	0.00	0.00	0.00	0.00	0.00	11.11	0.00	0.00	4.17
7 X 7	0	0	0	0	0	1	0	0	1
	0.00	0.00	0.00	0.00	0.00	4.17	0.00	0.00	4.17
	0.00	0.00	0.00	0.00	0.00	100.00	0.00	0.00	100.00
	0.00	0.00	0.00	0.00	0.00	11.11	0.00	0.00	4.17
TOTAL	0	2	4	3	6	9	0	0	24
ANTLRD	0.00	8.33	16.67	12.50	25.00	37.50	0.00	0.00	100.00
	0.00	8.33	16.67	12.50	25.00	37.50	0.00	0.00	100.00
	0.00	100.00	100.00	100.00	100.00	100.00	0.00	0.00	100.00

1994 WHITETAIL DEER ANTLER STATISTICS BY TIME PERIOD

DISTRICT 362

FREQ	09/01	10/23	10/30	11/06	11/13	11/20	11/28	UNKWN	TOTAL
TOT%	TO	TO	TO	TO	TO	TO	TO		
ROW%	10/22	10/29	11/05	11/12	11/19	11/27	01/15		
COL%									
ANTLSS	0	1	0	0	0	1	0	0	2
	0.00	50.00	0.00	0.00	0.00	50.00	0.00	0.00	100.00
	0.00	50.00	0.00	0.00	0.00	50.00	0.00	0.00	100.00
	0.00	100.00	0.00	0.00	0.00	100.00	0.00	0.00	100.00
5 X 5	0	0	0	0	1	0	0	0	1
	0.00	0.00	0.00	0.00	100.00	0.00	0.00	0.00	100.00
	0.00	0.00	0.00	0.00	100.00	0.00	0.00	0.00	100.00
	0.00	0.00	0.00	0.00	100.00	0.00	0.00	0.00	100.00
TOTAL	0	0	0	0	1	0	0	0	1
ANTLRD	0.00	0.00	0.00	0.00	100.00	0.00	0.00	0.00	100.00
	0.00	0.00	0.00	0.00	100.00	0.00	0.00	0.00	100.00
	0.00	0.00	0.00	0.00	100.00	0.00	0.00	0.00	100.00

1994 WHITETAIL DEER ANTLER STATISTICS BY TIME PERIOD

DISTRICT 393

FREQ TOT% ROW% COL%	09/01 TO 10/22	10/23 TO 10/29	10/30 TO 11/05	11/06 TO 11/12	11/13 TO 11/19	11/20 TO 11/27	11/28 TO 01/15	UNKWN	TOTAL
ANTLSS	3 7.89 7.89 100.00	4 10.53 10.53 100.00	6 15.79 15.79 100.00	10 26.32 26.32 100.00	5 13.16 13.16 100.00	10 26.32 26.32 100.00	0 0.00 0.00 0.00	0 0.00 0.00 0.00	38 100.00 100.00 100.00
2 X 1	1 2.70 100.00 25.00	0 0.00 0.00 0.00	0 0.00 0.00 0.00	0 0.00 0.00 0.00	0 0.00 0.00 0.00	0 0.00 0.00 0.00	0 0.00 0.00 0.00	0 0.00 0.00 0.00	1 2.70 100.00 2.70
2 X 2	0 0.00 0.00 0.00	2 5.41 40.00 28.57	0 0.00 0.00 0.00	2 5.41 40.00 18.18	1 2.70 20.00 16.67	0 0.00 0.00 0.00	0 0.00 0.00 0.00	0 0.00 0.00 0.00	5 13.51 100.00 13.51
3 X 2	0 0.00 0.00 0.00	1 2.70 50.00 14.29	0 0.00 0.00 0.00	0 0.00 0.00 0.00	0 0.00 0.00 0.00	1 2.70 50.00 20.00	0 0.00 0.00 0.00	0 0.00 0.00 0.00	2 5.41 100.00 5.41
3 X 3	2 5.41 20.00 50.00	1 2.70 10.00 14.29	1 2.70 10.00 25.00	4 10.81 40.00 36.36	1 2.70 10.00 16.67	1 2.70 10.00 20.00	0 0.00 0.00 0.00	0 0.00 0.00 0.00	10 27.03 100.00 27.03
4 X 3	0 0.00 0.00 0.00	0 0.00 0.00 0.00	1 2.70 100.00 25.00	0 0.00 0.00 0.00	0 0.00 0.00 0.00	0 0.00 0.00 0.00	0 0.00 0.00 0.00	0 0.00 0.00 0.00	1 2.70 100.00 2.70
4 X 4	0 0.00 0.00 0.00	2 5.41 13.33 28.57	2 5.41 13.33 50.00	5 13.51 33.33 45.45	3 8.11 20.00 50.00	3 8.11 20.00 60.00	0 0.00 0.00 0.00	0 0.00 0.00 0.00	15 40.54 100.00 40.54
5 X 4	0 0.00 0.00 0.00	0 0.00 0.00 0.00	0 0.00 0.00 0.00	0 0.00 0.00 0.00	1 2.70 100.00 16.67	0 0.00 0.00 0.00	0 0.00 0.00 0.00	0 0.00 0.00 0.00	1 2.70 100.00 2.70
5 X 5	1 2.70 50.00 25.00	1 2.70 50.00 14.29	0 0.00 0.00 0.00	0 0.00 0.00 0.00	0 0.00 0.00 0.00	0 0.00 0.00 0.00	0 0.00 0.00 0.00	0 0.00 0.00 0.00	2 5.41 100.00 5.41

1994 WHITETAIL DEER ANTLER STATISTICS BY TIME PERIOD

DISTRICT 393 (CONTINUED)

FREQ	09/01	10/23	10/30	11/06	11/13	11/20	11/28	UNKWN	TOTAL
TOT%	TO	TO	TO	TO	TO	TO	TO		
ROW%	10/22	10/29	11/05	11/12	11/19	11/27	01/15		
COL%									
TOTAL	4	7	4	11	6	5	0	0	37
ANTLRD	10.81	18.92	10.81	29.73	16.22	13.51	0.00	0.00	100.00
	10.81	18.92	10.81	29.73	16.22	13.51	0.00	0.00	100.00
	100.00	100.00	100.00	100.00	100.00	100.00	0.00	0.00	100.00

1994 WHITETAIL DEER ANTLER STATISTICS BY TIME PERIOD

DISTRICT 3XX

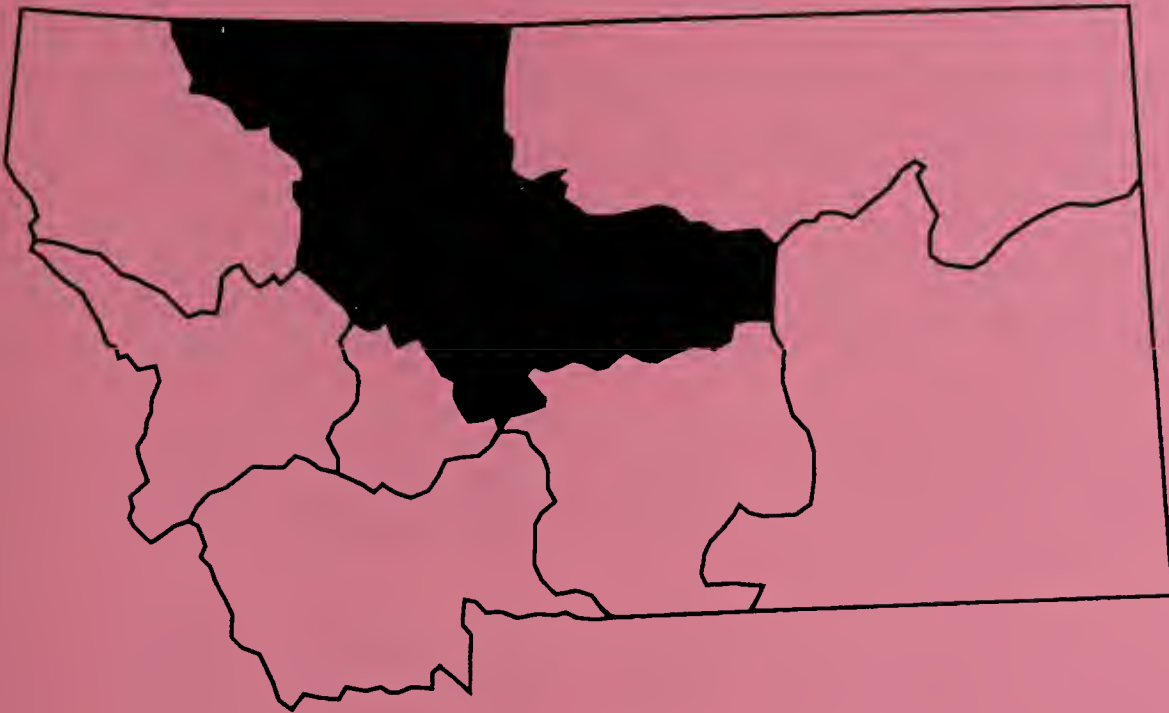
FREQ TOT% ROW% COL%	09/01 TO 10/22	10/23 TO 10/29	10/30 TO 11/05	11/06 TO 11/12	11/13 TO 11/19	11/20 TO 11/27	11/28 TO 01/15	UNKWN	TOTAL
ANTLSS	0	0	1	1	1	0	0	0	3
	0.00	0.00	33.33	33.33	33.33	0.00	0.00	0.00	100.00
	0.00	0.00	33.33	33.33	33.33	0.00	0.00	0.00	100.00
	0.00	0.00	100.00	100.00	100.00	0.00	0.00	0.00	100.00
3 X 1	0	1	0	0	0	0	0	0	1
	0.00	16.67	0.00	0.00	0.00	0.00	0.00	0.00	16.67
	0.00	100.00	0.00	0.00	0.00	0.00	0.00	0.00	100.00
	0.00	100.00	0.00	0.00	0.00	0.00	0.00	0.00	16.67
3 X 3	0	0	0	0	0	2	0	0	2
	0.00	0.00	0.00	0.00	0.00	33.33	0.00	0.00	33.33
	0.00	0.00	0.00	0.00	0.00	100.00	0.00	0.00	100.00
	0.00	0.00	0.00	0.00	0.00	50.00	0.00	0.00	33.33
4 X 3	0	0	0	0	1	0	0	0	1
	0.00	0.00	0.00	0.00	16.67	0.00	0.00	0.00	16.67
	0.00	0.00	0.00	0.00	100.00	0.00	0.00	0.00	100.00
	0.00	0.00	0.00	0.00	100.00	0.00	0.00	0.00	16.67
4 X 4	0	0	0	0	0	1	0	0	1
	0.00	0.00	0.00	0.00	0.00	16.67	0.00	0.00	16.67
	0.00	0.00	0.00	0.00	0.00	100.00	0.00	0.00	100.00
	0.00	0.00	0.00	0.00	0.00	25.00	0.00	0.00	16.67
5 X 5	0	0	0	0	0	1	0	0	1
	0.00	0.00	0.00	0.00	0.00	16.67	0.00	0.00	16.67
	0.00	0.00	0.00	0.00	0.00	100.00	0.00	0.00	100.00
	0.00	0.00	0.00	0.00	0.00	25.00	0.00	0.00	16.67
TOTAL ANTLRD	0	1	0	0	1	4	0	0	6
	0.00	16.67	0.00	0.00	16.67	66.67	0.00	0.00	100.00
	0.00	16.67	0.00	0.00	16.67	66.67	0.00	0.00	100.00
	0.00	100.00	0.00	0.00	100.00	100.00	0.00	0.00	100.00

1994 WHITETAIL DEER ANTLER STATISTICS BY TIME PERIOD

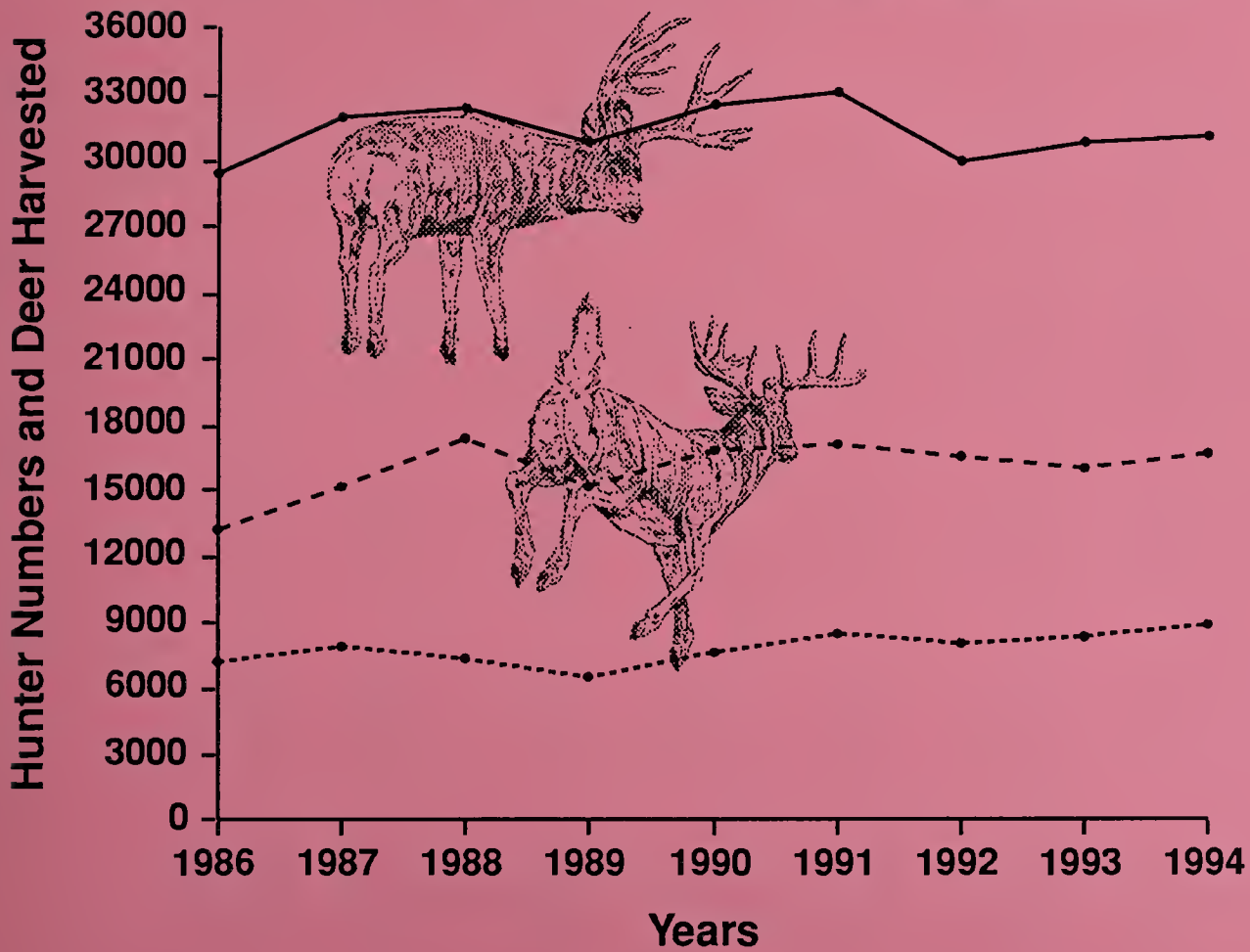
REGION 3 (CONTINUED)

FREQ	09/01	10/23	10/30	11/06	11/13	11/20	11/28	UNKWN	TOTAL
TOT%	TO	TO	TO	TO	TO	TO	TO		
ROW%	10/22	10/29	11/05	11/12	11/19	11/27	01/15		
COL%									
4 X 1	0	0	0	0	0	1	0	0	1
	0.00	0.00	0.00	0.00	0.00	0.13	0.00	0.00	0.13
	0.00	0.00	0.00	0.00	0.00	100.00	0.00	0.00	100.00
	0.00	0.00	0.00	0.00	0.00	0.42	0.00	0.00	0.13
4 X 2	0	0	0	0	0	2	0	0	2
	0.00	0.00	0.00	0.00	0.00	0.26	0.00	0.00	0.26
	0.00	0.00	0.00	0.00	0.00	100.00	0.00	0.00	100.00
	0.00	0.00	0.00	0.00	0.00	0.83	0.00	0.00	0.26
4 X 3	2	8	4	5	14	7	0	0	40
	0.26	1.03	0.51	0.64	1.80	0.90	0.00	0.00	5.13
	5.00	20.00	10.00	12.50	35.00	17.50	0.00	0.00	100.00
	8.70	7.02	4.71	3.65	8.09	2.92	0.00	0.00	5.13
4 X 4	7	36	21	48	55	75	0	0	242
	0.90	4.62	2.70	6.16	7.06	9.63	0.00	0.00	31.07
	2.89	14.88	8.68	19.83	22.73	30.99	0.00	0.00	100.00
	30.43	31.58	24.71	35.04	31.79	31.25	0.00	0.00	31.07
5 X 3	0	0	0	0	0	3	0	0	3
	0.00	0.00	0.00	0.00	0.00	0.39	0.00	0.00	0.39
	0.00	0.00	0.00	0.00	0.00	100.00	0.00	0.00	100.00
	0.00	0.00	0.00	0.00	0.00	1.25	0.00	0.00	0.39
5 X 4	1	4	8	7	14	12	0	1	47
	0.13	0.51	1.03	0.90	1.80	1.54	0.00	0.13	6.03
	2.13	8.51	17.02	14.89	29.79	25.53	0.00	2.13	100.00
	4.35	3.51	9.41	5.11	8.09	5.00	0.00	25.00	6.03
5 X 5	3	12	6	15	21	36	0	2	95
	0.39	1.54	0.77	1.93	2.70	4.62	0.00	0.26	12.20
	3.16	12.63	6.32	15.79	22.11	37.89	0.00	2.11	100.00
	13.04	10.53	7.06	10.95	12.14	15.00	0.00	50.00	12.20
6 X -	0	0	0	0	0	0	0	1	1
	0.00	0.00	0.00	0.00	0.00	0.00	0.00	0.13	0.13
	0.00	0.00	0.00	0.00	0.00	0.00	0.00	100.00	100.00
	0.00	0.00	0.00	0.00	0.00	0.00	0.00	25.00	0.13
6 X 4	1	1	0	0	0	1	0	0	3
	0.13	0.13	0.00	0.00	0.00	0.13	0.00	0.00	0.39
	33.33	33.33	0.00	0.00	0.00	33.33	0.00	0.00	100.00
	4.35	0.88	0.00	0.00	0.00	0.42	0.00	0.00	0.39

REGION 4 • DEER



- Hunters
- - -•- White-tailed Deer Harvested
- - -•- Mule Deer Harvested



1994 WHITETAIL DEER ANTLER STATISTICS BY TIME PERIOD

DISTRICT 400

FREQ	09/01	10/23	10/30	11/06	11/13	11/20	11/28	UNKWN	TOTAL
TOT%	TO	TO	TO	TO	TO	TO	TO		
ROW%	TO	TO	TO	TO	TO	TO	TO		
COL%	10/22	10/29	11/05	11/12	11/19	11/27	01/15		
ANTLSS	0	22	7	6	7	6	0	1	49
	0.00	44.90	14.29	12.24	14.29	12.24	0.00	2.04	100.00
	0.00	44.90	14.29	12.24	14.29	12.24	0.00	2.04	100.00
	0.00	100.00	100.00	100.00	100.00	100.00	0.00	100.00	100.00
1 X 1	0	0	1	0	0	0	0	0	1
	0.00	0.00	2.27	0.00	0.00	0.00	0.00	0.00	2.27
	0.00	0.00	100.00	0.00	0.00	0.00	0.00	0.00	100.00
	0.00	0.00	9.09	0.00	0.00	0.00	0.00	0.00	2.27
2 X 2	0	0	1	0	0	0	0	0	1
	0.00	0.00	2.27	0.00	0.00	0.00	0.00	0.00	2.27
	0.00	0.00	100.00	0.00	0.00	0.00	0.00	0.00	100.00
	0.00	0.00	9.09	0.00	0.00	0.00	0.00	0.00	2.27
3 X 3	0	2	4	2	3	1	0	0	12
	0.00	4.55	9.09	4.55	6.82	2.27	0.00	0.00	27.27
	0.00	16.67	33.33	16.67	25.00	8.33	0.00	0.00	100.00
	0.00	15.38	36.36	22.22	33.33	50.00	0.00	0.00	27.27
4 X 3	0	1	1	0	1	0	0	0	3
	0.00	2.27	2.27	0.00	2.27	0.00	0.00	0.00	6.82
	0.00	33.33	33.33	0.00	33.33	0.00	0.00	0.00	100.00
	0.00	7.69	9.09	0.00	11.11	0.00	0.00	0.00	6.82
4 X 4	0	4	3	5	2	1	0	0	15
	0.00	9.09	6.82	11.36	4.55	2.27	0.00	0.00	34.09
	0.00	26.67	20.00	33.33	13.33	6.67	0.00	0.00	100.00
	0.00	30.77	27.27	55.56	22.22	50.00	0.00	0.00	34.09
5 X 4	0	2	0	0	1	0	0	0	3
	0.00	4.55	0.00	0.00	2.27	0.00	0.00	0.00	6.82
	0.00	66.67	0.00	0.00	33.33	0.00	0.00	0.00	100.00
	0.00	15.38	0.00	0.00	11.11	0.00	0.00	0.00	6.82
5 X 5	0	3	0	1	0	0	0	0	4
	0.00	6.82	0.00	2.27	0.00	0.00	0.00	0.00	9.09
	0.00	75.00	0.00	25.00	0.00	0.00	0.00	0.00	100.00
	0.00	23.08	0.00	11.11	0.00	0.00	0.00	0.00	9.09
6 X 5	0	0	0	0	2	0	0	0	2
	0.00	0.00	0.00	0.00	4.55	0.00	0.00	0.00	4.55
	0.00	0.00	0.00	0.00	100.00	0.00	0.00	0.00	100.00
	0.00	0.00	0.00	0.00	22.22	0.00	0.00	0.00	4.55

1994 WHITETAIL DEER ANTLER STATISTICS BY TIME PERIOD

DISTRICT 400 (CONTINUED)

FREQ	09/01	10/23	10/30	11/06	11/13	11/20	11/28	UNKWN	TOTAL
TOT%	TO	TO	TO	TO	TO	TO	TO		
ROW%	10/22	10/29	11/05	11/12	11/19	11/27	01/15		
COL%									
6 X 6	0	1	0	0	0	0	0	0	1
	0.00	2.27	0.00	0.00	0.00	0.00	0.00	0.00	2.27
	0.00	100.00	0.00	0.00	0.00	0.00	0.00	0.00	100.00
	0.00	7.69	0.00	0.00	0.00	0.00	0.00	0.00	2.27
7 X 5	0	0	0	1	0	0	0	0	1
	0.00	0.00	0.00	2.27	0.00	0.00	0.00	0.00	2.27
	0.00	0.00	0.00	100.00	0.00	0.00	0.00	0.00	100.00
	0.00	0.00	0.00	11.11	0.00	0.00	0.00	0.00	2.27
9 X 4	0	0	1	0	0	0	0	0	1
	0.00	0.00	2.27	0.00	0.00	0.00	0.00	0.00	2.27
	0.00	0.00	100.00	0.00	0.00	0.00	0.00	0.00	100.00
	0.00	0.00	9.09	0.00	0.00	0.00	0.00	0.00	2.27
TOTAL	0	13	11	9	9	2	0	0	44
ANTLRD	0.00	29.55	25.00	20.45	20.45	4.55	0.00	0.00	100.00
	0.00	29.55	25.00	20.45	20.45	4.55	0.00	0.00	100.00
	0.00	100.00	100.00	100.00	100.00	100.00	0.00	0.00	100.00

1994 WHITETAIL DEER ANTLER STATISTICS BY TIME PERIOD

DISTRICT 401

FREQ	09/01	10/23	10/30	11/06	11/13	11/20	11/28	UNKWN	TOTAL
TOT%	TO	TO	TO	TO	TO	TO	TO		
ROW%	TO	TO	TO	TO	TO	TO	TO		
COL%	10/22	10/29	11/05	11/12	11/19	11/27	01/15		
ANTLSS	0	19	18	13	3	2	0	3	58
	0.00	32.76	31.03	22.41	5.17	3.45	0.00	5.17	100.00
	0.00	32.76	31.03	22.41	5.17	3.45	0.00	5.17	100.00
	0.00	100.00	100.00	100.00	100.00	100.00	0.00	100.00	100.00
1 X 1	0	0	1	1	0	0	0	0	2
	0.00	0.00	1.49	1.49	0.00	0.00	0.00	0.00	2.99
	0.00	0.00	50.00	50.00	0.00	0.00	0.00	0.00	100.00
	0.00	0.00	5.26	5.00	0.00	0.00	0.00	0.00	2.99
2 X 1	0	1	0	0	0	0	0	0	1
	0.00	1.49	0.00	0.00	0.00	0.00	0.00	0.00	1.49
	0.00	100.00	0.00	0.00	0.00	0.00	0.00	0.00	100.00
	0.00	5.00	0.00	0.00	0.00	0.00	0.00	0.00	1.49
2 X 2	0	2	3	1	0	1	0	0	7
	0.00	2.99	4.48	1.49	0.00	1.49	0.00	0.00	10.45
	0.00	28.57	42.86	14.29	0.00	14.29	0.00	0.00	100.00
	0.00	10.00	15.79	5.00	0.00	50.00	0.00	0.00	10.45
3 X 2	0	1	0	2	1	0	0	0	4
	0.00	1.49	0.00	2.99	1.49	0.00	0.00	0.00	5.97
	0.00	25.00	0.00	50.00	25.00	0.00	0.00	0.00	100.00
	0.00	5.00	0.00	10.00	16.67	0.00	0.00	0.00	5.97
3 X 3	0	3	0	2	0	0	0	0	5
	0.00	4.48	0.00	2.99	0.00	0.00	0.00	0.00	7.46
	0.00	60.00	0.00	40.00	0.00	0.00	0.00	0.00	100.00
	0.00	15.00	0.00	10.00	0.00	0.00	0.00	0.00	7.46
4 X 3	0	2	0	1	2	0	0	0	5
	0.00	2.99	0.00	1.49	2.99	0.00	0.00	0.00	7.46
	0.00	40.00	0.00	20.00	40.00	0.00	0.00	0.00	100.00
	0.00	10.00	0.00	5.00	33.33	0.00	0.00	0.00	7.46
4 X 4	0	5	9	6	1	1	0	0	22
	0.00	7.46	13.43	8.96	1.49	1.49	0.00	0.00	32.84
	0.00	22.73	40.91	27.27	4.55	4.55	0.00	0.00	100.00
	0.00	25.00	47.37	30.00	16.67	50.00	0.00	0.00	32.84
5 X 4	0	1	0	2	0	0	0	0	3
	0.00	1.49	0.00	2.99	0.00	0.00	0.00	0.00	4.48
	0.00	33.33	0.00	66.67	0.00	0.00	0.00	0.00	100.00
	0.00	5.00	0.00	10.00	0.00	0.00	0.00	0.00	4.48

1994 WHITETAIL DEER ANTLER STATISTICS BY TIME PERIOD

DISTRICT 401 (CONTINUED)

FREQ	09/01	10/23	10/30	11/06	11/13	11/20	11/28	UNKWN	TOTAL
TOT%	TO	TO	TO	TO	TO	TO	TO		
ROW%	10/22	10/29	11/05	11/12	11/19	11/27	01/15		
COL%									
5 X 5	0	2	4	0	1	0	0	0	7
	0.00	2.99	5.97	0.00	1.49	0.00	0.00	0.00	10.45
	0.00	28.57	57.14	0.00	14.29	0.00	0.00	0.00	100.00
	0.00	10.00	21.05	0.00	16.67	0.00	0.00	0.00	10.45
6 X 5	0	2	1	2	1	0	0	0	6
	0.00	2.99	1.49	2.99	1.49	0.00	0.00	0.00	8.96
	0.00	33.33	16.67	33.33	16.67	0.00	0.00	0.00	100.00
	0.00	10.00	5.26	10.00	16.67	0.00	0.00	0.00	8.96
6 X 6	0	0	0	2	0	0	0	0	2
	0.00	0.00	0.00	2.99	0.00	0.00	0.00	0.00	2.99
	0.00	0.00	0.00	100.00	0.00	0.00	0.00	0.00	100.00
	0.00	0.00	0.00	10.00	0.00	0.00	0.00	0.00	2.99
7 X 5	0	0	1	0	0	0	0	0	1
	0.00	0.00	1.49	0.00	0.00	0.00	0.00	0.00	1.49
	0.00	0.00	100.00	0.00	0.00	0.00	0.00	0.00	100.00
	0.00	0.00	5.26	0.00	0.00	0.00	0.00	0.00	1.49
7 X 6	0	1	0	0	0	0	0	0	1
	0.00	1.49	0.00	0.00	0.00	0.00	0.00	0.00	1.49
	0.00	100.00	0.00	0.00	0.00	0.00	0.00	0.00	100.00
	0.00	5.00	0.00	0.00	0.00	0.00	0.00	0.00	1.49
8 X 7	0	0	0	1	0	0	0	0	1
	0.00	0.00	0.00	1.49	0.00	0.00	0.00	0.00	1.49
	0.00	0.00	0.00	100.00	0.00	0.00	0.00	0.00	100.00
	0.00	0.00	0.00	5.00	0.00	0.00	0.00	0.00	1.49
TOTAL ANTLRD	0	20	19	20	6	2	0	0	67
	0.00	29.85	28.36	29.85	8.96	2.99	0.00	0.00	100.00
	0.00	29.85	28.36	29.85	8.96	2.99	0.00	0.00	100.00
	0.00	100.00	100.00	100.00	100.00	100.00	0.00	0.00	100.00

1994 WHITETAIL DEER ANTLER STATISTICS BY TIME PERIOD

DISTRICT 403

FREQ	09/01	10/23	10/30	11/06	11/13	11/20	11/28	UNKWN	TOTAL
TOT%	TO	TO	TO	TO	TO	TO	TO		
ROW%	10/22	10/29	11/05	11/12	11/19	11/27	01/15		
COL%									
ANTLSS	0	1	1	4	0	1	0	0	7
	0.00	14.29	14.29	57.14	0.00	14.29	0.00	0.00	100.00
	0.00	14.29	14.29	57.14	0.00	14.29	0.00	0.00	100.00
	0.00	100.00	100.00	100.00	0.00	100.00	0.00	0.00	100.00
1 X 1	0	0	1	0	0	0	0	0	1
	0.00	0.00	14.29	0.00	0.00	0.00	0.00	0.00	14.29
	0.00	0.00	100.00	0.00	0.00	0.00	0.00	0.00	100.00
	0.00	0.00	50.00	0.00	0.00	0.00	0.00	0.00	14.29
2 X 2	0	0	0	1	0	0	0	0	1
	0.00	0.00	0.00	14.29	0.00	0.00	0.00	0.00	14.29
	0.00	0.00	0.00	100.00	0.00	0.00	0.00	0.00	100.00
	0.00	0.00	0.00	25.00	0.00	0.00	0.00	0.00	14.29
3 X 3	0	1	0	0	0	0	0	0	1
	0.00	14.29	0.00	0.00	0.00	0.00	0.00	0.00	14.29
	0.00	100.00	0.00	0.00	0.00	0.00	0.00	0.00	100.00
	0.00	100.00	0.00	0.00	0.00	0.00	0.00	0.00	14.29
4 X 4	0	0	0	1	0	0	0	0	1
	0.00	0.00	0.00	14.29	0.00	0.00	0.00	0.00	14.29
	0.00	0.00	0.00	100.00	0.00	0.00	0.00	0.00	100.00
	0.00	0.00	0.00	25.00	0.00	0.00	0.00	0.00	14.29
5 X 5	0	0	0	2	0	0	0	0	2
	0.00	0.00	0.00	28.57	0.00	0.00	0.00	0.00	28.57
	0.00	0.00	0.00	100.00	0.00	0.00	0.00	0.00	100.00
	0.00	0.00	0.00	50.00	0.00	0.00	0.00	0.00	28.57
6 X 6	0	0	1	0	0	0	0	0	1
	0.00	0.00	14.29	0.00	0.00	0.00	0.00	0.00	14.29
	0.00	0.00	100.00	0.00	0.00	0.00	0.00	0.00	100.00
	0.00	0.00	50.00	0.00	0.00	0.00	0.00	0.00	14.29
TOTAL ANTLRD	0	1	2	4	0	0	0	0	7
	0.00	14.29	28.57	57.14	0.00	0.00	0.00	0.00	100.00
	0.00	14.29	28.57	57.14	0.00	0.00	0.00	0.00	100.00
	0.00	100.00	100.00	100.00	0.00	0.00	0.00	0.00	100.00

1994 WHITETAIL DEER ANTLER STATISTICS BY TIME PERIOD

DISTRICT 404

FREQ	09/01	10/23	10/30	11/06	11/13	11/20	11/28	UNKWN	TOTAL
TOT%	TO	TO	TO	TO	TO	TO	TO		
ROW%	10/22	10/29	11/05	11/12	11/19	11/27	01/15		
COL%									
ANTLSS	0	22	12	17	18	23	1	0	93
	0.00	23.66	12.90	18.28	19.35	24.73	1.08	0.00	100.00
	0.00	23.66	12.90	18.28	19.35	24.73	1.08	0.00	100.00
	0.00	100.00	100.00	100.00	100.00	100.00	100.00	0.00	100.00
1 X 1	0	0	0	1	0	0	0	0	1
	0.00	0.00	0.00	1.19	0.00	0.00	0.00	0.00	1.19
	0.00	0.00	0.00	100.00	0.00	0.00	0.00	0.00	100.00
	0.00	0.00	0.00	6.67	0.00	0.00	0.00	0.00	1.19
2 X 2	0	2	2	3	2	10	0	0	19
	0.00	2.38	2.38	3.57	2.38	11.90	0.00	0.00	22.62
	0.00	10.53	10.53	15.79	10.53	52.63	0.00	0.00	100.00
	0.00	18.18	25.00	20.00	13.33	29.41	0.00	0.00	22.62
3 X 2	0	1	0	0	1	0	0	0	2
	0.00	1.19	0.00	0.00	1.19	0.00	0.00	0.00	2.38
	0.00	50.00	0.00	0.00	50.00	0.00	0.00	0.00	100.00
	0.00	9.09	0.00	0.00	6.67	0.00	0.00	0.00	2.38
3 X 3	0	2	1	4	4	4	0	0	15
	0.00	2.38	1.19	4.76	4.76	4.76	0.00	0.00	17.86
	0.00	13.33	6.67	26.67	26.67	26.67	0.00	0.00	100.00
	0.00	18.18	12.50	26.67	26.67	11.76	0.00	0.00	17.86
4 X 3	0	1	0	0	0	2	0	0	3
	0.00	1.19	0.00	0.00	0.00	2.38	0.00	0.00	3.57
	0.00	33.33	0.00	0.00	0.00	66.67	0.00	0.00	100.00
	0.00	9.09	0.00	0.00	0.00	5.88	0.00	0.00	3.57
4 X 4	0	4	3	4	5	11	0	0	27
	0.00	4.76	3.57	4.76	5.95	13.10	0.00	0.00	32.14
	0.00	14.81	11.11	14.81	18.52	40.74	0.00	0.00	100.00
	0.00	36.36	37.50	26.67	33.33	32.35	0.00	0.00	32.14
5 X 4	0	0	1	0	1	3	1	0	6
	0.00	0.00	1.19	0.00	1.19	3.57	1.19	0.00	7.14
	0.00	0.00	16.67	0.00	16.67	50.00	16.67	0.00	100.00
	0.00	0.00	12.50	0.00	6.67	8.82	100.00	0.00	7.14
5 X 5	0	0	1	3	1	2	0	0	7
	0.00	0.00	1.19	3.57	1.19	2.38	0.00	0.00	8.33
	0.00	0.00	14.29	42.86	14.29	28.57	0.00	0.00	100.00
	0.00	0.00	12.50	20.00	6.67	5.88	0.00	0.00	8.33

1994 WHITETAIL DEER ANTLER STATISTICS BY TIME PERIOD

DISTRICT 404 (CONTINUED)

FREQ	09/01	10/23	10/30	11/06	11/13	11/20	11/28	UNKWN	TOTAL
TOT%	TO	TO	TO	TO	TO	TO	TO		
ROW%	10/22	10/29	11/05	11/12	11/19	11/27	01/15		
COL%									
6 X 5	0	0	0	0	0	1	0	0	1
	0.00	0.00	0.00	0.00	0.00	1.19	0.00	0.00	1.19
	0.00	0.00	0.00	0.00	0.00	100.00	0.00	0.00	100.00
	0.00	0.00	0.00	0.00	0.00	2.94	0.00	0.00	1.19
6 X 6	0	1	0	0	1	0	0	0	2
	0.00	1.19	0.00	0.00	1.19	0.00	0.00	0.00	2.38
	0.00	50.00	0.00	0.00	50.00	0.00	0.00	0.00	100.00
	0.00	9.09	0.00	0.00	6.67	0.00	0.00	0.00	2.38
9 X 8	0	0	0	0	0	1	0	0	1
	0.00	0.00	0.00	0.00	0.00	1.19	0.00	0.00	1.19
	0.00	0.00	0.00	0.00	0.00	100.00	0.00	0.00	100.00
	0.00	0.00	0.00	0.00	0.00	2.94	0.00	0.00	1.19
TOTAL	0	11	8	15	15	34	1	0	84
ANTLRD	0.00	13.10	9.52	17.86	17.86	40.48	1.19	0.00	100.00
	0.00	13.10	9.52	17.86	17.86	40.48	1.19	0.00	100.00
	0.00	100.00	100.00	100.00	100.00	100.00	100.00	0.00	100.00

1994 WHITETAIL DEER ANTLER STATISTICS BY TIME PERIOD

DISTRICT 405

FREQ	09/01	10/23	10/30	11/06	11/13	11/20	11/28	UNKWN	TOTAL
TOT%	TO	TO	TO	TO	TO	TO	TO		
ROW%	10/22	10/29	11/05	11/12	11/19	11/27	01/15		
COL%									
ANTLSS	0	8	5	4	3	5	0	0	25
	0.00	32.00	20.00	16.00	12.00	20.00	0.00	0.00	100.00
	0.00	32.00	20.00	16.00	12.00	20.00	0.00	0.00	100.00
	0.00	100.00	100.00	100.00	100.00	100.00	0.00	0.00	100.00
2 X 2	0	1	0	1	0	0	0	0	2
	0.00	8.33	0.00	8.33	0.00	0.00	0.00	0.00	16.67
	0.00	50.00	0.00	50.00	0.00	0.00	0.00	0.00	100.00
	0.00	50.00	0.00	50.00	0.00	0.00	0.00	0.00	16.67
4 X 3	0	0	1	0	0	0	0	0	1
	0.00	0.00	8.33	0.00	0.00	0.00	0.00	0.00	8.33
	0.00	0.00	100.00	0.00	0.00	0.00	0.00	0.00	100.00
	0.00	0.00	33.33	0.00	0.00	0.00	0.00	0.00	8.33
4 X 4	0	1	0	1	3	0	0	0	5
	0.00	8.33	0.00	8.33	25.00	0.00	0.00	0.00	41.67
	0.00	20.00	0.00	20.00	60.00	0.00	0.00	0.00	100.00
	0.00	50.00	0.00	50.00	100.00	0.00	0.00	0.00	41.67
5 X 4	0	0	1	0	0	1	0	0	2
	0.00	0.00	8.33	0.00	0.00	8.33	0.00	0.00	16.67
	0.00	0.00	50.00	0.00	0.00	50.00	0.00	0.00	100.00
	0.00	0.00	33.33	0.00	0.00	50.00	0.00	0.00	16.67
5 X 5	0	0	1	0	0	0	0	0	1
	0.00	0.00	8.33	0.00	0.00	0.00	0.00	0.00	8.33
	0.00	0.00	100.00	0.00	0.00	0.00	0.00	0.00	100.00
	0.00	0.00	33.33	0.00	0.00	0.00	0.00	0.00	8.33
6 X 5	0	0	0	0	0	1	0	0	1
	0.00	0.00	0.00	0.00	0.00	8.33	0.00	0.00	8.33
	0.00	0.00	0.00	0.00	0.00	100.00	0.00	0.00	100.00
	0.00	0.00	0.00	0.00	0.00	50.00	0.00	0.00	8.33
TOTAL	0	2	3	2	3	2	0	0	12
ANTLRD	0.00	16.67	25.00	16.67	25.00	16.67	0.00	0.00	100.00
	0.00	16.67	25.00	16.67	25.00	16.67	0.00	0.00	100.00
	0.00	100.00	100.00	100.00	100.00	100.00	0.00	0.00	100.00

1994 WHITETAIL DEER ANTLER STATISTICS BY TIME PERIOD

DISTRICT 406

FREQ	09/01	10/23	10/30	11/06	11/13	11/20	11/28	UNKWN	TOTAL
TOT%	TO	TO	TO	TO	TO	TO	TO		
ROW%	10/22	10/29	11/05	11/12	11/19	11/27	01/15		
COL%									
ANTLSS	2	17	9	10	7	8	0	0	53
	3.77	32.08	16.98	18.87	13.21	15.09	0.00	0.00	100.00
	3.77	32.08	16.98	18.87	13.21	15.09	0.00	0.00	100.00
	100.00	100.00	100.00	100.00	100.00	100.00	0.00	0.00	100.00
2 X 2	0	1	1	1	0	0	0	0	3
	0.00	2.86	2.86	2.86	0.00	0.00	0.00	0.00	8.57
	0.00	33.33	33.33	33.33	0.00	0.00	0.00	0.00	100.00
	0.00	7.14	14.29	14.29	0.00	0.00	0.00	0.00	8.57
3 X 2	0	1	0	0	0	1	0	0	2
	0.00	2.86	0.00	0.00	0.00	2.86	0.00	0.00	5.71
	0.00	50.00	0.00	0.00	0.00	50.00	0.00	0.00	100.00
	0.00	7.14	0.00	0.00	0.00	50.00	0.00	0.00	5.71
3 X 3	0	2	1	1	1	0	0	0	5
	0.00	5.71	2.86	2.86	2.86	0.00	0.00	0.00	14.29
	0.00	40.00	20.00	20.00	20.00	0.00	0.00	0.00	100.00
	0.00	14.29	14.29	14.29	50.00	0.00	0.00	0.00	14.29
4 X 3	1	0	0	1	0	0	0	0	2
	2.86	0.00	0.00	2.86	0.00	0.00	0.00	0.00	5.71
	50.00	0.00	0.00	50.00	0.00	0.00	0.00	0.00	100.00
	33.33	0.00	0.00	14.29	0.00	0.00	0.00	0.00	5.71
4 X 4	1	8	2	3	0	1	0	0	15
	2.86	22.86	5.71	8.57	0.00	2.86	0.00	0.00	42.86
	6.67	53.33	13.33	20.00	0.00	6.67	0.00	0.00	100.00
	33.33	57.14	28.57	42.86	0.00	50.00	0.00	0.00	42.86
5 X 4	0	1	3	0	0	0	0	0	4
	0.00	2.86	8.57	0.00	0.00	0.00	0.00	0.00	11.43
	0.00	25.00	75.00	0.00	0.00	0.00	0.00	0.00	100.00
	0.00	7.14	42.86	0.00	0.00	0.00	0.00	0.00	11.43
5 X 5	0	0	0	1	0	0	0	0	1
	0.00	0.00	0.00	2.86	0.00	0.00	0.00	0.00	2.86
	0.00	0.00	0.00	100.00	0.00	0.00	0.00	0.00	100.00
	0.00	0.00	0.00	14.29	0.00	0.00	0.00	0.00	2.86
6 X 5	0	1	0	0	1	0	0	0	2
	0.00	2.86	0.00	0.00	2.86	0.00	0.00	0.00	5.71
	0.00	50.00	0.00	0.00	50.00	0.00	0.00	0.00	100.00
	0.00	7.14	0.00	0.00	50.00	0.00	0.00	0.00	5.71

1994 WHITETAIL DEER ANTLER STATISTICS BY TIME PERIOD

DISTRICT 406 (CONTINUED)

FREQ	09/01	10/23	10/30	11/06	11/13	11/20	11/28	UNKWN	TOTAL
TOT%	TO	TO	TO	TO	TO	TO	TO		
ROW%	10/22	10/29	11/05	11/12	11/19	11/27	01/15		
COL%									
9 X 5	1	0	0	0	0	0	0	0	1
	2.86	0.00	0.00	0.00	0.00	0.00	0.00	0.00	2.86
	100.00	0.00	0.00	0.00	0.00	0.00	0.00	0.00	100.00
	33.33	0.00	0.00	0.00	0.00	0.00	0.00	0.00	2.86
TOTAL	3	14	7	7	2	2	0	0	35
ANTLRD	8.57	40.00	20.00	20.00	5.71	5.71	0.00	0.00	100.00
	8.57	40.00	20.00	20.00	5.71	5.71	0.00	0.00	100.00
	100.00	100.00	100.00	100.00	100.00	100.00	0.00	0.00	100.00

1994 WHITETAIL DEER ANTLER STATISTICS BY TIME PERIOD

DISTRICT 410

FREQ TOT% ROW% COL%	09/01 TO 10/22	10/23 TO 10/29	10/30 TO 11/05	11/06 TO 11/12	11/13 TO 11/19	11/20 TO 11/27	11/28 TO 01/15	UNKWN	TOTAL
ANTLSS	1	6	4	4	4	4	0	1	24
	4.17	25.00	16.67	16.67	16.67	16.67	0.00	4.17	100.00
	4.17	25.00	16.67	16.67	16.67	16.67	0.00	4.17	100.00
	100.00	100.00	100.00	100.00	100.00	100.00	0.00	100.00	100.00
1 X 1	0	1	0	0	0	0	0	0	1
	0.00	6.67	0.00	0.00	0.00	0.00	0.00	0.00	6.67
	0.00	100.00	0.00	0.00	0.00	0.00	0.00	0.00	100.00
	0.00	20.00	0.00	0.00	0.00	0.00	0.00	0.00	6.67
2 X 2	0	1	1	0	0	1	0	0	3
	0.00	6.67	6.67	0.00	0.00	6.67	0.00	0.00	20.00
	0.00	33.33	33.33	0.00	0.00	33.33	0.00	0.00	100.00
	0.00	20.00	33.33	0.00	0.00	100.00	0.00	0.00	20.00
3 X 3	0	2	1	0	1	0	0	0	4
	0.00	13.33	6.67	0.00	6.67	0.00	0.00	0.00	26.67
	0.00	50.00	25.00	0.00	25.00	0.00	0.00	0.00	100.00
	0.00	40.00	33.33	0.00	25.00	0.00	0.00	0.00	26.67
4 X 4	2	0	0	0	1	0	0	0	3
	13.33	0.00	0.00	0.00	6.67	0.00	0.00	0.00	20.00
	66.67	0.00	0.00	0.00	33.33	0.00	0.00	0.00	100.00
	100.00	0.00	0.00	0.00	25.00	0.00	0.00	0.00	20.00
5 X 4	0	1	0	0	0	0	0	0	1
	0.00	6.67	0.00	0.00	0.00	0.00	0.00	0.00	6.67
	0.00	100.00	0.00	0.00	0.00	0.00	0.00	0.00	100.00
	0.00	20.00	0.00	0.00	0.00	0.00	0.00	0.00	6.67
5 X 5	0	0	1	0	1	0	0	0	2
	0.00	0.00	6.67	0.00	6.67	0.00	0.00	0.00	13.33
	0.00	0.00	50.00	0.00	50.00	0.00	0.00	0.00	100.00
	0.00	0.00	33.33	0.00	25.00	0.00	0.00	0.00	13.33
6 X 6	0	0	0	0	1	0	0	0	1
	0.00	0.00	0.00	0.00	6.67	0.00	0.00	0.00	6.67
	0.00	0.00	0.00	0.00	100.00	0.00	0.00	0.00	100.00
	0.00	0.00	0.00	0.00	25.00	0.00	0.00	0.00	6.67
TOTAL ANTLRD	2	5	3	0	4	1	0	0	15
	13.33	33.33	20.00	0.00	26.67	6.67	0.00	0.00	100.00
	13.33	33.33	20.00	0.00	26.67	6.67	0.00	0.00	100.00
	100.00	100.00	100.00	0.00	100.00	100.00	0.00	0.00	100.00

1994 WHITETAIL DEER ANTLER STATISTICS BY TIME PERIOD

DISTRICT 411

FREQ	09/01	10/23	10/30	11/06	11/13	11/20	11/28	UNKWN	TOTAL
TOT%	TO	TO	TO	TO	TO	TO	TO		
ROW%	10/22	10/29	11/05	11/12	11/19	11/27	01/15		
COL%									
ANTLSS	5	41	26	33	37	52	5	2	201
	2.49	20.40	12.94	16.42	18.41	25.87	2.49	1.00	100.00
	2.49	20.40	12.94	16.42	18.41	25.87	2.49	1.00	100.00
	100.00	100.00	100.00	100.00	100.00	100.00	100.00	100.00	100.00
1 X 1	1	0	0	0	2	1	0	0	4
	0.51	0.00	0.00	0.00	1.01	0.51	0.00	0.00	2.02
	25.00	0.00	0.00	0.00	50.00	25.00	0.00	0.00	100.00
	25.00	0.00	0.00	0.00	4.88	1.30	0.00	0.00	2.02
2 X 1	0	0	0	0	1	1	0	0	2
	0.00	0.00	0.00	0.00	0.51	0.51	0.00	0.00	1.01
	0.00	0.00	0.00	0.00	50.00	50.00	0.00	0.00	100.00
	0.00	0.00	0.00	0.00	2.44	1.30	0.00	0.00	1.01
2 X 2	0	3	4	5	0	9	0	0	21
	0.00	1.52	2.02	2.53	0.00	4.55	0.00	0.00	10.61
	0.00	14.29	19.05	23.81	0.00	42.86	0.00	0.00	100.00
	0.00	13.64	16.67	17.24	0.00	11.69	0.00	0.00	10.61
3 X 2	0	1	1	2	0	2	0	0	6
	0.00	0.51	0.51	1.01	0.00	1.01	0.00	0.00	3.03
	0.00	16.67	16.67	33.33	0.00	33.33	0.00	0.00	100.00
	0.00	4.55	4.17	6.90	0.00	2.60	0.00	0.00	3.03
3 X 3	0	2	6	4	10	12	0	0	34
	0.00	1.01	3.03	2.02	5.05	6.06	0.00	0.00	17.17
	0.00	5.88	17.65	11.76	29.41	35.29	0.00	0.00	100.00
	0.00	9.09	25.00	13.79	24.39	15.58	0.00	0.00	17.17
4 X 3	0	1	1	0	1	4	0	0	7
	0.00	0.51	0.51	0.00	0.51	2.02	0.00	0.00	3.54
	0.00	14.29	14.29	0.00	14.29	57.14	0.00	0.00	100.00
	0.00	4.55	4.17	0.00	2.44	5.19	0.00	0.00	3.54
4 X 4	2	8	9	13	16	32	1	0	81
	1.01	4.04	4.55	6.57	8.08	16.16	0.51	0.00	40.91
	2.47	9.88	11.11	16.05	19.75	39.51	1.23	0.00	100.00
	50.00	36.36	37.50	44.83	39.02	41.56	100.00	0.00	40.91
5 X 3	0	0	0	0	1	1	0	0	2
	0.00	0.00	0.00	0.00	0.51	0.51	0.00	0.00	1.01
	0.00	0.00	0.00	0.00	50.00	50.00	0.00	0.00	100.00
	0.00	0.00	0.00	0.00	2.44	1.30	0.00	0.00	1.01

1994 WHITETAIL DEER ANTLER STATISTICS BY TIME PERIOD

DISTRICT 411 (CONTINUED)

FREQ	09/01	10/23	10/30	11/06	11/13	11/20	11/28	UNKWN	TOTAL
TOT%	TO	TO	TO	TO	TO	TO	TO		
ROW%	TO	TO	TO	TO	TO	TO	TO		
COL%	10/22	10/29	11/05	11/12	11/19	11/27	01/15		
5 X 4	0	0	1	0	1	3	0	0	5
	0.00	0.00	0.51	0.00	0.51	1.52	0.00	0.00	2.53
	0.00	0.00	20.00	0.00	20.00	60.00	0.00	0.00	100.00
	0.00	0.00	4.17	0.00	2.44	3.90	0.00	0.00	2.53
5 X 5	1	3	1	3	6	8	0	0	22
	0.51	1.52	0.51	1.52	3.03	4.04	0.00	0.00	11.11
	4.55	13.64	4.55	13.64	27.27	36.36	0.00	0.00	100.00
	25.00	13.64	4.17	10.34	14.63	10.39	0.00	0.00	11.11
6 X 4	0	1	0	1	0	0	0	0	2
	0.00	0.51	0.00	0.51	0.00	0.00	0.00	0.00	1.01
	0.00	50.00	0.00	50.00	0.00	0.00	0.00	0.00	100.00
	0.00	4.55	0.00	3.45	0.00	0.00	0.00	0.00	1.01
6 X 5	0	2	1	0	2	3	0	0	8
	0.00	1.01	0.51	0.00	1.01	1.52	0.00	0.00	4.04
	0.00	25.00	12.50	0.00	25.00	37.50	0.00	0.00	100.00
	0.00	9.09	4.17	0.00	4.88	3.90	0.00	0.00	4.04
6 X 6	0	0	0	0	0	1	0	0	1
	0.00	0.00	0.00	0.00	0.00	0.51	0.00	0.00	0.51
	0.00	0.00	0.00	0.00	0.00	100.00	0.00	0.00	100.00
	0.00	0.00	0.00	0.00	0.00	1.30	0.00	0.00	0.51
7 X 6	0	1	0	1	1	0	0	0	3
	0.00	0.51	0.00	0.51	0.51	0.00	0.00	0.00	1.52
	0.00	33.33	0.00	33.33	33.33	0.00	0.00	0.00	100.00
	0.00	4.55	0.00	3.45	2.44	0.00	0.00	0.00	1.52
TOTAL	4	22	24	29	41	77	1	0	198
ANTLRD	2.02	11.11	12.12	14.65	20.71	38.89	0.51	0.00	100.00
	2.02	11.11	12.12	14.65	20.71	38.89	0.51	0.00	100.00
	100.00	100.00	100.00	100.00	100.00	100.00	100.00	0.00	100.00

1994 WHITETAIL DEER ANTLER STATISTICS BY TIME PERIOD

DISTRICT 412

FREQ TOT% ROW% COL%	09/01 TO 10/22	10/23 TO 10/29	10/30 TO 11/05	11/06 TO 11/12	11/13 TO 11/19	11/20 TO 11/27	11/28 TO 01/15	UNKWN	TOTAL
ANTLSS	2 3.17 3.17 100.00	11 17.46 17.46 100.00	9 14.29 14.29 100.00	7 11.11 11.11 100.00	9 14.29 14.29 100.00	23 36.51 36.51 100.00	2 3.17 3.17 100.00	0 0.00 0.00 0.00	63 100.00 100.00 100.00
1 X 1	0 0.00 0.00 0.00	0 0.00 0.00 0.00	0 0.00 0.00 0.00	1 1.69 100.00 7.69	0 0.00 0.00 0.00	0 0.00 0.00 0.00	0 0.00 0.00 0.00	0 0.00 0.00 0.00	1 1.69 100.00 1.69
2 X -	0 0.00 0.00 0.00	0 0.00 0.00 0.00	0 0.00 0.00 0.00	0 0.00 0.00 0.00	0 0.00 0.00 0.00	0 0.00 0.00 0.00	0 0.00 0.00 0.00	1 1.69 100.00 100.00	1 1.69 100.00 1.69
2 X 2	0 0.00 0.00 0.00	1 1.69 12.50 16.67	2 3.39 25.00 66.67	0 0.00 0.00 0.00	1 1.69 12.50 16.67	4 6.78 50.00 13.79	0 0.00 0.00 0.00	0 0.00 0.00 0.00	8 13.56 100.00 13.56
3 X -	0 0.00 0.00 0.00	0 0.00 0.00 0.00	0 0.00 0.00 0.00	0 0.00 0.00 0.00	0 0.00 0.00 0.00	1 1.69 100.00 3.45	0 0.00 0.00 0.00	0 0.00 0.00 0.00	1 1.69 100.00 1.69
3 X 3	0 0.00 0.00 0.00	3 5.08 37.50 50.00	0 0.00 0.00 0.00	1 1.69 12.50 7.69	2 3.39 25.00 33.33	2 3.39 25.00 6.90	0 0.00 0.00 0.00	0 0.00 0.00 0.00	8 13.56 100.00 13.56
4 X 3	0 0.00 0.00 0.00	0 0.00 0.00 0.00	0 0.00 0.00 0.00	1 1.69 50.00 7.69	0 0.00 0.00 0.00	1 1.69 50.00 3.45	0 0.00 0.00 0.00	0 0.00 0.00 0.00	2 3.39 100.00 3.39
4 X 4	0 0.00 0.00 0.00	1 1.69 4.35 16.67	1 1.69 4.35 33.33	6 10.17 26.09 46.15	1 1.69 4.35 16.67	14 23.73 60.87 48.28	0 0.00 0.00 0.00	0 0.00 0.00 0.00	23 38.98 100.00 38.98
5 X 4	0 0.00 0.00 0.00	0 0.00 0.00 0.00	0 0.00 0.00 0.00	2 3.39 33.33 15.38	1 1.69 16.67 16.67	3 5.08 50.00 10.34	0 0.00 0.00 0.00	0 0.00 0.00 0.00	6 10.17 100.00 10.17

1994 WHITETAIL DEER ANTLER STATISTICS BY TIME PERIOD

DISTRICT 412 (CONTINUED)

FREQ	09/01	10/23	10/30	11/06	11/13	11/20	11/28	UNKWN	TOTAL
TOT%	TO	TO	TO	TO	TO	TO	TO		
ROW%	10/22	10/29	11/05	11/12	11/19	11/27	01/15		
COL%									
5 X 5	1	1	0	2	1	3	0	0	8
	1.69	1.69	0.00	3.39	1.69	5.08	0.00	0.00	13.56
	12.50	12.50	0.00	25.00	12.50	37.50	0.00	0.00	100.00
	100.00	16.67	0.00	15.38	16.67	10.34	0.00	0.00	13.56
6 X 6	0	0	0	0	0	1	0	0	1
	0.00	0.00	0.00	0.00	0.00	1.69	0.00	0.00	1.69
	0.00	0.00	0.00	0.00	0.00	100.00	0.00	0.00	100.00
	0.00	0.00	0.00	0.00	0.00	3.45	0.00	0.00	1.69
TOTAL	1	6	3	13	6	29	0	1	59
ANTLRD	1.69	10.17	5.08	22.03	10.17	49.15	0.00	1.69	100.00
	1.69	10.17	5.08	22.03	10.17	49.15	0.00	1.69	100.00
	100.00	100.00	100.00	100.00	100.00	100.00	0.00	100.00	100.00

1994 WHITETAIL DEER ANTLER STATISTICS BY TIME PERIOD

DISTRICT 413

FREQ	09/01	10/23	10/30	11/06	11/13	11/20	11/28	UNKWN	TOTAL
TOT%	TO	TO	TO	TO	TO	TO	TO		
ROW%	10/22	10/29	11/05	11/12	11/19	11/27	01/15		
COL%									
ANTLSS	2	7	7	15	5	20	1	0	57
	3.51	12.28	12.28	26.32	8.77	35.09	1.75	0.00	100.00
	3.51	12.28	12.28	26.32	8.77	35.09	1.75	0.00	100.00
	100.00	100.00	100.00	100.00	100.00	100.00	100.00	0.00	100.00
1 X 1	0	0	0	0	0	1	0	0	1
	0.00	0.00	0.00	0.00	0.00	2.00	0.00	0.00	2.00
	0.00	0.00	0.00	0.00	0.00	100.00	0.00	0.00	100.00
	0.00	0.00	0.00	0.00	0.00	5.00	0.00	0.00	2.00
2 X 2	0	1	1	4	2	2	0	0	10
	0.00	2.00	2.00	8.00	4.00	4.00	0.00	0.00	20.00
	0.00	10.00	10.00	40.00	20.00	20.00	0.00	0.00	100.00
	0.00	16.67	16.67	57.14	20.00	10.00	0.00	0.00	20.00
3 X 2	0	0	1	0	0	1	0	0	2
	0.00	0.00	2.00	0.00	0.00	2.00	0.00	0.00	4.00
	0.00	0.00	50.00	0.00	0.00	50.00	0.00	0.00	100.00
	0.00	0.00	16.67	0.00	0.00	5.00	0.00	0.00	4.00
3 X 3	0	0	0	0	1	1	0	0	2
	0.00	0.00	0.00	0.00	2.00	2.00	0.00	0.00	4.00
	0.00	0.00	0.00	0.00	50.00	50.00	0.00	0.00	100.00
	0.00	0.00	0.00	0.00	10.00	5.00	0.00	0.00	4.00
4 X -	0	0	0	0	0	1	0	0	1
	0.00	0.00	0.00	0.00	0.00	2.00	0.00	0.00	2.00
	0.00	0.00	0.00	0.00	0.00	100.00	0.00	0.00	100.00
	0.00	0.00	0.00	0.00	0.00	5.00	0.00	0.00	2.00
4 X 3	0	0	0	0	1	1	1	0	3
	0.00	0.00	0.00	0.00	2.00	2.00	2.00	0.00	6.00
	0.00	0.00	0.00	0.00	33.33	33.33	33.33	0.00	100.00
	0.00	0.00	0.00	0.00	10.00	5.00	100.00	0.00	6.00
4 X 4	0	2	3	3	4	5	0	0	17
	0.00	4.00	6.00	6.00	8.00	10.00	0.00	0.00	34.00
	0.00	11.76	17.65	17.65	23.53	29.41	0.00	0.00	100.00
	0.00	33.33	50.00	42.86	40.00	25.00	0.00	0.00	34.00
5 X 1	0	0	0	0	0	1	0	0	1
	0.00	0.00	0.00	0.00	0.00	2.00	0.00	0.00	2.00
	0.00	0.00	0.00	0.00	0.00	100.00	0.00	0.00	100.00
	0.00	0.00	0.00	0.00	0.00	5.00	0.00	0.00	2.00

1994 WHITETAIL DEER ANTLER STATISTICS BY TIME PERIOD

DISTRICT 413 (CONTINUED)

FREQ	09/01	10/23	10/30	11/06	11/13	11/20	11/28	UNKWN	TOTAL
TOT%	TO	TO	TO	TO	TO	TO	TO		
ROW%	10/22	10/29	11/05	11/12	11/19	11/27	01/15		
COL%									
5 X 4	0	1	0	0	0	3	0	0	4
	0.00	2.00	0.00	0.00	0.00	6.00	0.00	0.00	8.00
	0.00	25.00	0.00	0.00	0.00	75.00	0.00	0.00	100.00
	0.00	16.67	0.00	0.00	0.00	15.00	0.00	0.00	8.00
5 X 5	0	2	0	0	2	2	0	0	6
	0.00	4.00	0.00	0.00	4.00	4.00	0.00	0.00	12.00
	0.00	33.33	0.00	0.00	33.33	33.33	0.00	0.00	100.00
	0.00	33.33	0.00	0.00	20.00	10.00	0.00	0.00	12.00
6 X 5	0	0	1	0	0	1	0	0	2
	0.00	0.00	2.00	0.00	0.00	2.00	0.00	0.00	4.00
	0.00	0.00	50.00	0.00	0.00	50.00	0.00	0.00	100.00
	0.00	0.00	16.67	0.00	0.00	5.00	0.00	0.00	4.00
6 X 6	0	0	0	0	0	1	0	0	1
	0.00	0.00	0.00	0.00	0.00	2.00	0.00	0.00	2.00
	0.00	0.00	0.00	0.00	0.00	100.00	0.00	0.00	100.00
	0.00	0.00	0.00	0.00	0.00	5.00	0.00	0.00	2.00
TOTAL	0	6	6	7	10	20	1	0	50
ANTLRD	0.00	12.00	12.00	14.00	20.00	40.00	2.00	0.00	100.00
	0.00	12.00	12.00	14.00	20.00	40.00	2.00	0.00	100.00
	0.00	100.00	100.00	100.00	100.00	100.00	100.00	0.00	100.00

1994 WHITETAIL DEER ANTLER STATISTICS BY TIME PERIOD

DISTRICT 416

FREQ	09/01	10/23	10/30	11/06	11/13	11/20	11/28	UNKWN	TOTAL
TOT%	TO	TO	TO	TO	TO	TO	TO		
ROW%	10/22	10/29	11/05	11/12	11/19	11/27	01/15		
COL%									
ANTLSS	1	3	4	2	7	5	0	1	23
	4.35	13.04	17.39	8.70	30.43	21.74	0.00	4.35	100.00
	4.35	13.04	17.39	8.70	30.43	21.74	0.00	4.35	100.00
	100.00	100.00	100.00	100.00	100.00	100.00	0.00	100.00	100.00
1 X 1	0	0	0	0	1	0	0	0	1
	0.00	0.00	0.00	0.00	5.88	0.00	0.00	0.00	5.88
	0.00	0.00	0.00	0.00	100.00	0.00	0.00	0.00	100.00
	0.00	0.00	0.00	0.00	12.50	0.00	0.00	0.00	5.88
2 X 1	0	1	0	0	0	0	0	0	1
	0.00	5.88	0.00	0.00	0.00	0.00	0.00	0.00	5.88
	0.00	100.00	0.00	0.00	0.00	0.00	0.00	0.00	100.00
	0.00	33.33	0.00	0.00	0.00	0.00	0.00	0.00	5.88
2 X 2	0	0	0	0	1	1	0	0	2
	0.00	0.00	0.00	0.00	5.88	5.88	0.00	0.00	11.76
	0.00	0.00	0.00	0.00	50.00	50.00	0.00	0.00	100.00
	0.00	0.00	0.00	0.00	12.50	33.33	0.00	0.00	11.76
3 X 2	0	1	0	0	0	1	0	0	2
	0.00	5.88	0.00	0.00	0.00	5.88	0.00	0.00	11.76
	0.00	50.00	0.00	0.00	0.00	50.00	0.00	0.00	100.00
	0.00	33.33	0.00	0.00	0.00	33.33	0.00	0.00	11.76
3 X 3	0	1	0	2	0	0	0	0	3
	0.00	5.88	0.00	11.76	0.00	0.00	0.00	0.00	17.65
	0.00	33.33	0.00	66.67	0.00	0.00	0.00	0.00	100.00
	0.00	33.33	0.00	100.00	0.00	0.00	0.00	0.00	17.65
4 X 4	0	0	1	0	4	1	0	0	6
	0.00	0.00	5.88	0.00	23.53	5.88	0.00	0.00	35.29
	0.00	0.00	16.67	0.00	66.67	16.67	0.00	0.00	100.00
	0.00	0.00	100.00	0.00	50.00	33.33	0.00	0.00	35.29
6 X 5	0	0	0	0	1	0	0	0	1
	0.00	0.00	0.00	0.00	5.88	0.00	0.00	0.00	5.88
	0.00	0.00	0.00	0.00	100.00	0.00	0.00	0.00	100.00
	0.00	0.00	0.00	0.00	12.50	0.00	0.00	0.00	5.88
7 X 6	0	0	0	0	1	0	0	0	1
	0.00	0.00	0.00	0.00	5.88	0.00	0.00	0.00	5.88
	0.00	0.00	0.00	0.00	100.00	0.00	0.00	0.00	100.00
	0.00	0.00	0.00	0.00	12.50	0.00	0.00	0.00	5.88

1994 WHITETAIL DEER ANTLER STATISTICS BY TIME PERIOD

DISTRICT 416 (CONTINUED)

FREQ	09/01	10/23	10/30	11/06	11/13	11/20	11/28	UNKWN	TOTAL
TOT%	TO	TO	TO	TO	TO	TO	TO		
ROW%	10/22	10/29	11/05	11/12	11/19	11/27	01/15		
COL%									
TOTAL	0	3	1	2	8	3	0	0	17
ANTLRD	0.00	17.65	5.88	11.76	47.06	17.65	0.00	0.00	100.00
	0.00	17.65	5.88	11.76	47.06	17.65	0.00	0.00	100.00
	0.00	100.00	100.00	100.00	100.00	100.00	0.00	0.00	100.00

1994 WHITETAIL DEER ANTLER STATISTICS BY TIME PERIOD

DISTRICT 417

FREQ	09/01	10/23	10/30	11/06	11/13	11/20	11/28	UNKWN	TOTAL
TOT%	TO	TO	TO	TO	TO	TO	TO		
ROW%	10/22	10/29	11/05	11/12	11/19	11/27	01/15		
COL%									
ANTLSS	2	15	9	11	4	19	4	0	64
	3.13	23.44	14.06	17.19	6.25	29.69	6.25	0.00	100.00
	3.13	23.44	14.06	17.19	6.25	29.69	6.25	0.00	100.00
	100.00	100.00	100.00	100.00	100.00	100.00	100.00	0.00	100.00
1 X 1	0	0	0	0	0	1	0	0	1
	0.00	0.00	0.00	0.00	0.00	3.70	0.00	0.00	3.70
	0.00	0.00	0.00	0.00	0.00	100.00	0.00	0.00	100.00
	0.00	0.00	0.00	0.00	0.00	10.00	0.00	0.00	3.70
2 X 2	0	0	0	1	0	1	0	0	2
	0.00	0.00	0.00	3.70	0.00	3.70	0.00	0.00	7.41
	0.00	0.00	0.00	50.00	0.00	50.00	0.00	0.00	100.00
	0.00	0.00	0.00	25.00	0.00	10.00	0.00	0.00	7.41
3 X 1	0	0	1	0	0	0	0	0	1
	0.00	0.00	3.70	0.00	0.00	0.00	0.00	0.00	3.70
	0.00	0.00	100.00	0.00	0.00	0.00	0.00	0.00	100.00
	0.00	0.00	25.00	0.00	0.00	0.00	0.00	0.00	3.70
3 X 3	0	0	1	2	2	3	1	0	9
	0.00	0.00	3.70	7.41	7.41	11.11	3.70	0.00	33.33
	0.00	0.00	11.11	22.22	22.22	33.33	11.11	0.00	100.00
	0.00	0.00	25.00	50.00	33.33	30.00	100.00	0.00	33.33
4 X 4	0	1	1	0	4	3	0	0	9
	0.00	3.70	3.70	0.00	14.81	11.11	0.00	0.00	33.33
	0.00	11.11	11.11	0.00	44.44	33.33	0.00	0.00	100.00
	0.00	50.00	25.00	0.00	66.67	30.00	0.00	0.00	33.33
5 X 4	0	0	0	0	0	1	0	0	1
	0.00	0.00	0.00	0.00	0.00	3.70	0.00	0.00	3.70
	0.00	0.00	0.00	0.00	0.00	100.00	0.00	0.00	100.00
	0.00	0.00	0.00	0.00	0.00	10.00	0.00	0.00	3.70
5 X 5	0	1	0	0	0	1	0	0	2
	0.00	3.70	0.00	0.00	0.00	3.70	0.00	0.00	7.41
	0.00	50.00	0.00	0.00	0.00	50.00	0.00	0.00	100.00
	0.00	50.00	0.00	0.00	0.00	10.00	0.00	0.00	7.41
6 X 5	0	0	0	1	0	0	0	0	1
	0.00	0.00	0.00	3.70	0.00	0.00	0.00	0.00	3.70
	0.00	0.00	0.00	100.00	0.00	0.00	0.00	0.00	100.00
	0.00	0.00	0.00	25.00	0.00	0.00	0.00	0.00	3.70

1994 WHITETAIL DEER ANTLER STATISTICS BY TIME PERIOD

DISTRICT 417 (CONTINUED)

FREQ	09/01	10/23	10/30	11/06	11/13	11/20	11/28	UNKWN	TOTAL
TOT%	TO	TO	TO	TO	TO	TO	TO		
ROW%	10/22	10/29	11/05	11/12	11/19	11/27	01/15		
COL%									
6 X 6	0	0	1	0	0	0	0	0	1
	0.00	0.00	3.70	0.00	0.00	0.00	0.00	0.00	3.70
	0.00	0.00	100.00	0.00	0.00	0.00	0.00	0.00	100.00
	0.00	0.00	25.00	0.00	0.00	0.00	0.00	0.00	3.70
TOTAL	0	2	4	4	6	10	1	0	27
ANTLRD	0.00	7.41	14.81	14.81	22.22	37.04	3.70	0.00	100.00
	0.00	7.41	14.81	14.81	22.22	37.04	3.70	0.00	100.00
	0.00	100.00	100.00	100.00	100.00	100.00	100.00	0.00	100.00

1994 WHITETAIL DEER ANTLER STATISTICS BY TIME PERIOD

DISTRICT 418

FREQ	09/01	10/23	10/30	11/06	11/13	11/20	11/28	UNKWN	TOTAL
TOT%	TO	TO	TO	TO	TO	TO	TO		
ROW%	10/22	10/29	11/05	11/12	11/19	11/27	01/15		
COL%									
ANTLSS	0	8	4	7	7	6	2	0	34
	0.00	23.53	11.76	20.59	20.59	17.65	5.88	0.00	100.00
	0.00	23.53	11.76	20.59	20.59	17.65	5.88	0.00	100.00
	0.00	100.00	100.00	100.00	100.00	100.00	100.00	0.00	100.00
1 X 1	0	0	0	0	0	1	0	0	1
	0.00	0.00	0.00	0.00	0.00	2.50	0.00	0.00	2.50
	0.00	0.00	0.00	0.00	0.00	100.00	0.00	0.00	100.00
	0.00	0.00	0.00	0.00	0.00	14.29	0.00	0.00	2.50
2 X 2	0	1	2	1	0	0	0	0	4
	0.00	2.50	5.00	2.50	0.00	0.00	0.00	0.00	10.00
	0.00	25.00	50.00	25.00	0.00	0.00	0.00	0.00	100.00
	0.00	20.00	25.00	9.09	0.00	0.00	0.00	0.00	10.00
3 X 3	0	0	1	2	3	0	0	0	6
	0.00	0.00	2.50	5.00	7.50	0.00	0.00	0.00	15.00
	0.00	0.00	16.67	33.33	50.00	0.00	0.00	0.00	100.00
	0.00	0.00	12.50	18.18	33.33	0.00	0.00	0.00	15.00
4 X 2	0	0	0	0	1	0	0	0	1
	0.00	0.00	0.00	0.00	2.50	0.00	0.00	0.00	2.50
	0.00	0.00	0.00	0.00	100.00	0.00	0.00	0.00	100.00
	0.00	0.00	0.00	0.00	11.11	0.00	0.00	0.00	2.50
4 X 4	0	3	2	6	4	5	0	0	20
	0.00	7.50	5.00	15.00	10.00	12.50	0.00	0.00	50.00
	0.00	15.00	10.00	30.00	20.00	25.00	0.00	0.00	100.00
	0.00	60.00	25.00	54.55	44.44	71.43	0.00	0.00	50.00
5 X 4	0	0	3	0	0	1	0	0	4
	0.00	0.00	7.50	0.00	0.00	2.50	0.00	0.00	10.00
	0.00	0.00	75.00	0.00	0.00	25.00	0.00	0.00	100.00
	0.00	0.00	37.50	0.00	0.00	14.29	0.00	0.00	10.00
5 X 5	0	1	0	1	1	0	0	0	3
	0.00	2.50	0.00	2.50	2.50	0.00	0.00	0.00	7.50
	0.00	33.33	0.00	33.33	33.33	0.00	0.00	0.00	100.00
	0.00	20.00	0.00	9.09	11.11	0.00	0.00	0.00	7.50
6 X 5	0	0	0	1	0	0	0	0	1
	0.00	0.00	0.00	2.50	0.00	0.00	0.00	0.00	2.50
	0.00	0.00	0.00	100.00	0.00	0.00	0.00	0.00	100.00
	0.00	0.00	0.00	9.09	0.00	0.00	0.00	0.00	2.50

1994 WHITETAIL DEER ANTLER STATISTICS BY TIME PERIOD

DISTRICT 418 (CONTINUED)

FREQ	09/01	10/23	10/30	11/06	11/13	11/20	11/28	UNKWN	TOTAL
TOT%	TO	TO	TO	TO	TO	TO	TO		
ROW%	10/22	10/29	11/05	11/12	11/19	11/27	01/15		
COL%									
TOTAL	0	5	8	11	9	7	0	0	40
ANTLRD	0.00	12.50	20.00	27.50	22.50	17.50	0.00	0.00	100.00
	0.00	12.50	20.00	27.50	22.50	17.50	0.00	0.00	100.00
	0.00	100.00	100.00	100.00	100.00	100.00	0.00	0.00	100.00

1994 WHITETAIL DEER ANTLER STATISTICS BY TIME PERIOD

DISTRICT 419

FREQ	09/01	10/23	10/30	11/06	11/13	11/20	11/28	UNKWN	TOTAL
TOT%	TO	TO	TO	TO	TO	TO	TO		
ROW%	TO	TO	TO	TO	TO	TO	TO		
COL%	10/22	10/29	11/05	11/12	11/19	11/27	01/15		
ANTLSS	1	4	3	6	3	5	1	0	23
	4.35	17.39	13.04	26.09	13.04	21.74	4.35	0.00	100.00
	4.35	17.39	13.04	26.09	13.04	21.74	4.35	0.00	100.00
	100.00	100.00	100.00	100.00	100.00	100.00	100.00	0.00	100.00
2 X 2	0	0	1	0	0	0	0	0	1
	0.00	0.00	5.56	0.00	0.00	0.00	0.00	0.00	5.56
	0.00	0.00	100.00	0.00	0.00	0.00	0.00	0.00	100.00
	0.00	0.00	25.00	0.00	0.00	0.00	0.00	0.00	5.56
3 X 3	0	1	2	0	2	0	0	0	5
	0.00	5.56	11.11	0.00	11.11	0.00	0.00	0.00	27.78
	0.00	20.00	40.00	0.00	40.00	0.00	0.00	0.00	100.00
	0.00	100.00	50.00	0.00	66.67	0.00	0.00	0.00	27.78
4 X 4	0	0	1	5	1	1	0	0	8
	0.00	0.00	5.56	27.78	5.56	5.56	0.00	0.00	44.44
	0.00	0.00	12.50	62.50	12.50	12.50	0.00	0.00	100.00
	0.00	0.00	25.00	71.43	33.33	33.33	0.00	0.00	44.44
5 X 4	0	0	0	2	0	2	0	0	4
	0.00	0.00	0.00	11.11	0.00	11.11	0.00	0.00	22.22
	0.00	0.00	0.00	50.00	0.00	50.00	0.00	0.00	100.00
	0.00	0.00	0.00	28.57	0.00	66.67	0.00	0.00	22.22
TOTAL ANTLRD	0	1	4	7	3	3	0	0	18
	0.00	5.56	22.22	38.89	16.67	16.67	0.00	0.00	100.00
	0.00	5.56	22.22	38.89	16.67	16.67	0.00	0.00	100.00
	0.00	100.00	100.00	100.00	100.00	100.00	0.00	0.00	100.00

1994 WHITETAIL DEER ANTLER STATISTICS BY TIME PERIOD

DISTRICT 421

FREQ	09/01	10/23	10/30	11/06	11/13	11/20	11/28	UNKWN	TOTAL
TOT%	TO	TO	TO	TO	TO	TO	TO		
ROW%	10/22	10/29	11/05	11/12	11/19	11/27	01/15		
COL%									
ANTLSS	0	6	2	1	4	4	0	0	17
	0.00	35.29	11.76	5.88	23.53	23.53	0.00	0.00	100.00
	0.00	35.29	11.76	5.88	23.53	23.53	0.00	0.00	100.00
	0.00	100.00	100.00	100.00	100.00	100.00	0.00	0.00	100.00
2 X 2	0	0	1	0	1	0	0	0	2
	0.00	0.00	11.11	0.00	11.11	0.00	0.00	0.00	22.22
	0.00	0.00	50.00	0.00	50.00	0.00	0.00	0.00	100.00
	0.00	0.00	100.00	0.00	33.33	0.00	0.00	0.00	22.22
3 X 3	0	0	0	0	0	1	0	0	1
	0.00	0.00	0.00	0.00	0.00	11.11	0.00	0.00	11.11
	0.00	0.00	0.00	0.00	0.00	100.00	0.00	0.00	100.00
	0.00	0.00	0.00	0.00	0.00	33.33	0.00	0.00	11.11
4 X 4	0	0	0	1	1	0	0	0	2
	0.00	0.00	0.00	11.11	11.11	0.00	0.00	0.00	22.22
	0.00	0.00	0.00	50.00	50.00	0.00	0.00	0.00	100.00
	0.00	0.00	0.00	50.00	33.33	0.00	0.00	0.00	22.22
5 X 4	0	0	0	1	0	0	0	0	1
	0.00	0.00	0.00	11.11	0.00	0.00	0.00	0.00	11.11
	0.00	0.00	0.00	100.00	0.00	0.00	0.00	0.00	100.00
	0.00	0.00	0.00	50.00	0.00	0.00	0.00	0.00	11.11
5 X 5	0	0	0	0	0	1	0	0	1
	0.00	0.00	0.00	0.00	0.00	11.11	0.00	0.00	11.11
	0.00	0.00	0.00	0.00	0.00	100.00	0.00	0.00	100.00
	0.00	0.00	0.00	0.00	0.00	33.33	0.00	0.00	11.11
6 X 5	0	0	0	0	1	1	0	0	2
	0.00	0.00	0.00	0.00	11.11	11.11	0.00	0.00	22.22
	0.00	0.00	0.00	0.00	50.00	50.00	0.00	0.00	100.00
	0.00	0.00	0.00	0.00	33.33	33.33	0.00	0.00	22.22
TOTAL ANTLRD	0	0	1	2	3	3	0	0	9
	0.00	0.00	11.11	22.22	33.33	33.33	0.00	0.00	100.00
	0.00	0.00	11.11	22.22	33.33	33.33	0.00	0.00	100.00
	0.00	0.00	100.00	100.00	100.00	100.00	0.00	0.00	100.00

1994 WHITETAIL DEER ANTLER STATISTICS BY TIME PERIOD

DISTRICT 422

FREQ	09/01	10/23	10/30	11/06	11/13	11/20	11/28	UNKWN	TOTAL
TOT%	TO	TO	TO	TO	TO	TO	TO		
ROW%	10/22	10/29	11/05	11/12	11/19	11/27	01/15		
COL%									
ANTLSS	0	2	3	4	6	4	1	0	20
	0.00	10.00	15.00	20.00	30.00	20.00	5.00	0.00	100.00
	0.00	10.00	15.00	20.00	30.00	20.00	5.00	0.00	100.00
	0.00	100.00	100.00	100.00	100.00	100.00	100.00	0.00	100.00
2 X 1	0	0	0	0	1	1	0	0	2
	0.00	0.00	0.00	0.00	7.69	7.69	0.00	0.00	15.38
	0.00	0.00	0.00	0.00	50.00	50.00	0.00	0.00	100.00
	0.00	0.00	0.00	0.00	25.00	50.00	0.00	0.00	15.38
2 X 2	1	1	0	0	0	0	0	0	2
	7.69	7.69	0.00	0.00	0.00	0.00	0.00	0.00	15.38
	50.00	50.00	0.00	0.00	0.00	0.00	0.00	0.00	100.00
	100.00	50.00	0.00	0.00	0.00	0.00	0.00	0.00	15.38
4 X 3	0	0	1	0	0	0	0	0	1
	0.00	0.00	7.69	0.00	0.00	0.00	0.00	0.00	7.69
	0.00	0.00	100.00	0.00	0.00	0.00	0.00	0.00	100.00
	0.00	0.00	33.33	0.00	0.00	0.00	0.00	0.00	7.69
4 X 4	0	0	2	0	1	1	0	0	4
	0.00	0.00	15.38	0.00	7.69	7.69	0.00	0.00	30.77
	0.00	0.00	50.00	0.00	25.00	25.00	0.00	0.00	100.00
	0.00	0.00	66.67	0.00	25.00	50.00	0.00	0.00	30.77
5 X 5	0	1	0	0	2	0	0	0	3
	0.00	7.69	0.00	0.00	15.38	0.00	0.00	0.00	23.08
	0.00	33.33	0.00	0.00	66.67	0.00	0.00	0.00	100.00
	0.00	50.00	0.00	0.00	50.00	0.00	0.00	0.00	23.08
6 X 5	0	0	0	1	0	0	0	0	1
	0.00	0.00	0.00	7.69	0.00	0.00	0.00	0.00	7.69
	0.00	0.00	0.00	100.00	0.00	0.00	0.00	0.00	100.00
	0.00	0.00	0.00	100.00	0.00	0.00	0.00	0.00	7.69
TOTAL	1	2	3	1	4	2	0	0	13
ANTLRD	7.69	15.38	23.08	7.69	30.77	15.38	0.00	0.00	100.00
	7.69	15.38	23.08	7.69	30.77	15.38	0.00	0.00	100.00
	100.00	100.00	100.00	100.00	100.00	100.00	0.00	0.00	100.00

1994 WHITETAIL DEER ANTLER STATISTICS BY TIME PERIOD

DISTRICT 423

FREQ	09/01	10/23	10/30	11/06	11/13	11/20	11/28	UNKWN	TOTAL
TOT%	TO	TO	TO	TO	TO	TO	TO		
ROW%	10/22	10/29	11/05	11/12	11/19	11/27	01/15		
COL%									
ANTLSS	0	1	2	0	3	2	1	0	9
	0.00	11.11	22.22	0.00	33.33	22.22	11.11	0.00	100.00
	0.00	11.11	22.22	0.00	33.33	22.22	11.11	0.00	100.00
	0.00	100.00	100.00	0.00	100.00	100.00	100.00	0.00	100.00
1 X 1	1	0	0	0	0	0	0	0	1
	6.67	0.00	0.00	0.00	0.00	0.00	0.00	0.00	6.67
	100.00	0.00	0.00	0.00	0.00	0.00	0.00	0.00	100.00
	100.00	0.00	0.00	0.00	0.00	0.00	0.00	0.00	6.67
2 X 2	0	1	0	0	0	0	0	0	1
	0.00	6.67	0.00	0.00	0.00	0.00	0.00	0.00	6.67
	0.00	100.00	0.00	0.00	0.00	0.00	0.00	0.00	100.00
	0.00	25.00	0.00	0.00	0.00	0.00	0.00	0.00	6.67
4 X 4	0	2	2	0	1	2	0	0	7
	0.00	13.33	13.33	0.00	6.67	13.33	0.00	0.00	46.67
	0.00	28.57	28.57	0.00	14.29	28.57	0.00	0.00	100.00
	0.00	50.00	66.67	0.00	50.00	66.67	0.00	0.00	46.67
5 X 4	0	0	0	0	1	0	0	0	1
	0.00	0.00	0.00	0.00	6.67	0.00	0.00	0.00	6.67
	0.00	0.00	0.00	0.00	100.00	0.00	0.00	0.00	100.00
	0.00	0.00	0.00	0.00	50.00	0.00	0.00	0.00	6.67
5 X 5	0	1	0	1	0	1	0	0	3
	0.00	6.67	0.00	6.67	0.00	6.67	0.00	0.00	20.00
	0.00	33.33	0.00	33.33	0.00	33.33	0.00	0.00	100.00
	0.00	25.00	0.00	50.00	0.00	33.33	0.00	0.00	20.00
6 X 5	0	0	1	1	0	0	0	0	2
	0.00	0.00	6.67	6.67	0.00	0.00	0.00	0.00	13.33
	0.00	0.00	50.00	50.00	0.00	0.00	0.00	0.00	100.00
	0.00	0.00	33.33	50.00	0.00	0.00	0.00	0.00	13.33
TOTAL ANTLRD	1	4	3	2	2	3	0	0	15
	6.67	26.67	20.00	13.33	13.33	20.00	0.00	0.00	100.00
	6.67	26.67	20.00	13.33	13.33	20.00	0.00	0.00	100.00
	100.00	100.00	100.00	100.00	100.00	100.00	0.00	0.00	100.00

1994 WHITETAIL DEER ANTLER STATISTICS BY TIME PERIOD

DISTRICT 424

FREQ	09/01	10/23	10/30	11/06	11/13	11/20	11/28	UNKWN	TOTAL
TOT%	TO	TO	TO	TO	TO	TO	TO		
ROW%	10/22	10/29	11/05	11/12	11/19	11/27	01/15		
COL%									
ANTLSS	0	1	2	1	4	1	0	0	9
	0.00	11.11	22.22	11.11	44.44	11.11	0.00	0.00	100.00
	0.00	11.11	22.22	11.11	44.44	11.11	0.00	0.00	100.00
	0.00	100.00	100.00	100.00	100.00	100.00	0.00	0.00	100.00
3 X 3	0	0	1	0	0	0	0	0	1
	0.00	0.00	25.00	0.00	0.00	0.00	0.00	0.00	25.00
	0.00	0.00	100.00	0.00	0.00	0.00	0.00	0.00	100.00
	0.00	0.00	100.00	0.00	0.00	0.00	0.00	0.00	25.00
4 X 3	0	0	0	0	1	0	0	0	1
	0.00	0.00	0.00	0.00	25.00	0.00	0.00	0.00	25.00
	0.00	0.00	0.00	0.00	100.00	0.00	0.00	0.00	100.00
	0.00	0.00	0.00	0.00	100.00	0.00	0.00	0.00	25.00
4 X 4	0	0	0	0	0	2	0	0	2
	0.00	0.00	0.00	0.00	0.00	50.00	0.00	0.00	50.00
	0.00	0.00	0.00	0.00	0.00	100.00	0.00	0.00	100.00
	0.00	0.00	0.00	0.00	0.00	100.00	0.00	0.00	50.00
TOTAL	0	0	1	0	1	2	0	0	4
ANTLRD	0.00	0.00	25.00	0.00	25.00	50.00	0.00	0.00	100.00
	0.00	0.00	25.00	0.00	25.00	50.00	0.00	0.00	100.00
	0.00	0.00	100.00	0.00	100.00	100.00	0.00	0.00	100.00

1994 WHITETAIL DEER ANTLER STATISTICS BY TIME PERIOD

DISTRICT 425

FREQ TOT% ROW% COL%	09/01 TO 10/22	10/23 TO 10/29	10/30 TO 11/05	11/06 TO 11/12	11/13 TO 11/19	11/20 TO 11/27	11/28 TO 01/15	UNKWN	TOTAL
ANTLSS	0	3	2	2	5	5	0	0	17
	0.00	17.65	11.76	11.76	29.41	29.41	0.00	0.00	100.00
	0.00	17.65	11.76	11.76	29.41	29.41	0.00	0.00	100.00
	0.00	100.00	100.00	100.00	100.00	100.00	0.00	0.00	100.00
2 X 2	0	0	1	1	0	0	0	0	2
	0.00	0.00	12.50	12.50	0.00	0.00	0.00	0.00	25.00
	0.00	0.00	50.00	50.00	0.00	0.00	0.00	0.00	100.00
	0.00	0.00	50.00	50.00	0.00	0.00	0.00	0.00	25.00
4 X 3	0	1	0	0	0	0	0	0	1
	0.00	12.50	0.00	0.00	0.00	0.00	0.00	0.00	12.50
	0.00	100.00	0.00	0.00	0.00	0.00	0.00	0.00	100.00
	0.00	100.00	0.00	0.00	0.00	0.00	0.00	0.00	12.50
4 X 4	0	0	1	0	1	2	0	0	4
	0.00	0.00	12.50	0.00	12.50	25.00	0.00	0.00	50.00
	0.00	0.00	25.00	0.00	25.00	50.00	0.00	0.00	100.00
	0.00	0.00	50.00	0.00	100.00	100.00	0.00	0.00	50.00
5 X 5	0	0	0	1	0	0	0	0	1
	0.00	0.00	0.00	12.50	0.00	0.00	0.00	0.00	12.50
	0.00	0.00	0.00	100.00	0.00	0.00	0.00	0.00	100.00
	0.00	0.00	0.00	50.00	0.00	0.00	0.00	0.00	12.50
TOTAL ANTLRD	0	1	2	2	1	2	0	0	8
	0.00	12.50	25.00	25.00	12.50	25.00	0.00	0.00	100.00
	0.00	12.50	25.00	25.00	12.50	25.00	0.00	0.00	100.00
	0.00	100.00	100.00	100.00	100.00	100.00	0.00	0.00	100.00

1994 WHITETAIL DEER ANTLER STATISTICS BY TIME PERIOD

DISTRICT 426

FREQ TOT% ROW% COL%	09/01 TO 10/22	10/23 TO 10/29	10/30 TO 11/05	11/06 TO 11/12	11/13 TO 11/19	11/20 TO 11/27	11/28 TO 01/15	UNKWN	TOTAL
ANTLSS	0 0.00 0.00 0.00	5 31.25 31.25 100.00	0 0.00 0.00 0.00	3 18.75 18.75 100.00	3 18.75 18.75 100.00	5 31.25 31.25 100.00	0 0.00 0.00 0.00	0 0.00 0.00 0.00	16 100.00 100.00 100.00
1 X 1	1 7.14 100.00 100.00	0 0.00 0.00 0.00	0 0.00 0.00 0.00	0 0.00 0.00 0.00	0 0.00 0.00 0.00	0 0.00 0.00 0.00	0 0.00 0.00 0.00	0 0.00 0.00 0.00	1 7.14 100.00 7.14
3 X 3	0 0.00 0.00 0.00	1 7.14 33.33 100.00	0 0.00 0.00 0.00	0 0.00 0.00 0.00	1 7.14 33.33 14.29	1 7.14 33.33 25.00	0 0.00 0.00 0.00	0 0.00 0.00 0.00	3 21.43 100.00 21.43
4 X 4	0 0.00 0.00 0.00	0 0.00 0.00 0.00	0 0.00 0.00 0.00	1 7.14 16.67 100.00	3 21.43 50.00 42.86	2 14.29 33.33 50.00	0 0.00 0.00 0.00	0 0.00 0.00 0.00	6 42.86 100.00 42.86
5 X 4	0 0.00 0.00 0.00	0 0.00 0.00 0.00	0 0.00 0.00 0.00	0 0.00 0.00 0.00	1 7.14 100.00 14.29	0 0.00 0.00 0.00	0 0.00 0.00 0.00	0 0.00 0.00 0.00	1 7.14 100.00 7.14
5 X 5	0 0.00 0.00 0.00	0 0.00 0.00 0.00	0 0.00 0.00 0.00	0 0.00 0.00 0.00	2 14.29 100.00 28.57	0 0.00 0.00 0.00	0 0.00 0.00 0.00	0 0.00 0.00 0.00	2 14.29 100.00 14.29
6 X 6	0 0.00 0.00 0.00	0 0.00 0.00 0.00	0 0.00 0.00 0.00	0 0.00 0.00 0.00	0 0.00 0.00 0.00	1 7.14 100.00 25.00	0 0.00 0.00 0.00	0 0.00 0.00 0.00	1 7.14 100.00 7.14
TOTAL ANTLRD	1 7.14 7.14 100.00	1 7.14 7.14 100.00	0 0.00 0.00 0.00	1 7.14 7.14 100.00	7 50.00 50.00 100.00	4 28.57 28.57 100.00	0 0.00 0.00 0.00	0 0.00 0.00 0.00	14 100.00 100.00 100.00

1994 WHITETAIL DEER ANTLER STATISTICS BY TIME PERIOD

DISTRICT 427

FREQ	09/01	10/23	10/30	11/06	11/13	11/20	11/28	UNKWN	TOTAL
TOT%	TO	TO	TO	TO	TO	TO	TO		
ROW%	10/22	10/29	11/05	11/12	11/19	11/27	01/15		
COL%									
ANTLSS	1	1	1	0	0	1	0	0	4
	25.00	25.00	25.00	0.00	0.00	25.00	0.00	0.00	100.00
	25.00	25.00	25.00	0.00	0.00	25.00	0.00	0.00	100.00
	100.00	100.00	100.00	0.00	0.00	100.00	0.00	0.00	100.00
2 X 2	0	0	0	1	0	0	0	0	1
	0.00	0.00	0.00	20.00	0.00	0.00	0.00	0.00	20.00
	0.00	0.00	0.00	100.00	0.00	0.00	0.00	0.00	100.00
	0.00	0.00	0.00	50.00	0.00	0.00	0.00	0.00	20.00
5 X 4	1	0	0	1	0	0	0	0	2
	20.00	0.00	0.00	20.00	0.00	0.00	0.00	0.00	40.00
	50.00	0.00	0.00	50.00	0.00	0.00	0.00	0.00	100.00
	100.00	0.00	0.00	50.00	0.00	0.00	0.00	0.00	40.00
5 X 5	0	0	1	0	1	0	0	0	2
	0.00	0.00	20.00	0.00	20.00	0.00	0.00	0.00	40.00
	0.00	0.00	50.00	0.00	50.00	0.00	0.00	0.00	100.00
	0.00	0.00	100.00	0.00	100.00	0.00	0.00	0.00	40.00
TOTAL ANTLRD	1	0	1	2	1	0	0	0	5
	20.00	0.00	20.00	40.00	20.00	0.00	0.00	0.00	100.00
	20.00	0.00	20.00	40.00	20.00	0.00	0.00	0.00	100.00
	100.00	0.00	100.00	100.00	100.00	0.00	0.00	0.00	100.00

1994 WHITETAIL DEER ANTLER STATISTICS BY TIME PERIOD

DISTRICT 428

FREQ	09/01	10/23	10/30	11/06	11/13	11/20	11/28	UNKWN	TOTAL
TOT%	TO	TO	TO	TO	TO	TO	TO		
ROW%	10/22	10/29	11/05	11/12	11/19	11/27	01/15		
COL%									
ANTLSS	0	0	0	0	1	0	0	0	1
	0.00	0.00	0.00	0.00	100.00	0.00	0.00	0.00	100.00
	0.00	0.00	0.00	0.00	100.00	0.00	0.00	0.00	100.00
	0.00	0.00	0.00	0.00	100.00	0.00	0.00	0.00	100.00
2 X 2	0	0	0	0	1	0	0	0	1
	0.00	0.00	0.00	0.00	100.00	0.00	0.00	0.00	100.00
	0.00	0.00	0.00	0.00	100.00	0.00	0.00	0.00	100.00
	0.00	0.00	0.00	0.00	100.00	0.00	0.00	0.00	100.00
TOTAL	0	0	0	0	1	0	0	0	1
ANTLRD	0.00	0.00	0.00	0.00	100.00	0.00	0.00	0.00	100.00
	0.00	0.00	0.00	0.00	100.00	0.00	0.00	0.00	100.00
	0.00	0.00	0.00	0.00	100.00	0.00	0.00	0.00	100.00

1994 WHITETAIL DEER ANTLER STATISTICS BY TIME PERIOD

DISTRICT 432

FREQ	09/01	10/23	10/30	11/06	11/13	11/20	11/28	UNKWN	TOTAL
TOT%	TO	TO	TO	TO	TO	TO	TO		
ROW%	10/22	10/29	11/05	11/12	11/19	11/27	01/15		
COL%									
ANTLSS	0	5	9	5	0	7	0	0	26
	0.00	19.23	34.62	19.23	0.00	26.92	0.00	0.00	100.00
	0.00	19.23	34.62	19.23	0.00	26.92	0.00	0.00	100.00
	0.00	100.00	100.00	100.00	0.00	100.00	0.00	0.00	100.00
3 X 2	0	0	0	1	0	2	0	0	3
	0.00	0.00	0.00	9.09	0.00	18.18	0.00	0.00	27.27
	0.00	0.00	0.00	33.33	0.00	66.67	0.00	0.00	100.00
	0.00	0.00	0.00	50.00	0.00	50.00	0.00	0.00	27.27
3 X 3	0	0	0	0	0	1	0	0	1
	0.00	0.00	0.00	0.00	0.00	9.09	0.00	0.00	9.09
	0.00	0.00	0.00	0.00	0.00	100.00	0.00	0.00	100.00
	0.00	0.00	0.00	0.00	0.00	25.00	0.00	0.00	9.09
4 X 4	0	1	2	1	0	1	0	0	5
	0.00	9.09	18.18	9.09	0.00	9.09	0.00	0.00	45.45
	0.00	20.00	40.00	20.00	0.00	20.00	0.00	0.00	100.00
	0.00	33.33	100.00	50.00	0.00	25.00	0.00	0.00	45.45
5 X 4	0	1	0	0	0	0	0	0	1
	0.00	9.09	0.00	0.00	0.00	0.00	0.00	0.00	9.09
	0.00	100.00	0.00	0.00	0.00	0.00	0.00	0.00	100.00
	0.00	33.33	0.00	0.00	0.00	0.00	0.00	0.00	9.09
6 X 5	0	1	0	0	0	0	0	0	1
	0.00	9.09	0.00	0.00	0.00	0.00	0.00	0.00	9.09
	0.00	100.00	0.00	0.00	0.00	0.00	0.00	0.00	100.00
	0.00	33.33	0.00	0.00	0.00	0.00	0.00	0.00	9.09
TOTAL ANTLRD	0	3	2	2	0	4	0	0	11
	0.00	27.27	18.18	18.18	0.00	36.36	0.00	0.00	100.00
	0.00	27.27	18.18	18.18	0.00	36.36	0.00	0.00	100.00
	0.00	100.00	100.00	100.00	0.00	100.00	0.00	0.00	100.00

1994 WHITETAIL DEER ANTLER STATISTICS BY TIME PERIOD

DISTRICT 441 (CONTINUED)

FREQ	09/01	10/23	10/30	11/06	11/13	11/20	11/28	UNKWN	TOTAL
TOT%	TO	TO	TO	TO	TO	TO	TO		
ROW%	10/22	10/29	11/05	11/12	11/19	11/27	01/15		
COL%									
TOTAL	0	3	1	2	5	12	0	1	24
ANTLRD	0.00	12.50	4.17	8.33	20.83	50.00	0.00	4.17	100.00
	0.00	12.50	4.17	8.33	20.83	50.00	0.00	4.17	100.00
	0.00	100.00	100.00	100.00	100.00	100.00	0.00	100.00	100.00

1994 WHITETAIL DEER ANTLER STATISTICS BY TIME PERIOD

DISTRICT 442

FREQ TOT% ROW% COL%	09/01 TO 10/22	10/23 TO 10/29	10/30 TO 11/05	11/06 TO 11/12	11/13 TO 11/19	11/20 TO 11/27	11/28 TO 01/15	UNKWN	TOTAL
ANTLSS	0 0.00 0.00 0.00	4 20.00 20.00 100.00	0 0.00 0.00 0.00	5 25.00 25.00 100.00	4 20.00 20.00 100.00	7 35.00 35.00 100.00	0 0.00 0.00 0.00	0 0.00 0.00 0.00	20 100.00 100.00 100.00
2 X 2	0 0.00 0.00 0.00	0 0.00 0.00 0.00	0 0.00 0.00 0.00	1 4.55 33.33 20.00	0 0.00 0.00 0.00	2 9.09 66.67 25.00	0 0.00 0.00 0.00	0 0.00 0.00 0.00	3 13.64 100.00 13.64
3 X 3	0 0.00 0.00 0.00	0 0.00 0.00 0.00	0 0.00 0.00 0.00	0 0.00 0.00 0.00	0 0.00 0.00 0.00	3 13.64 100.00 37.50	0 0.00 0.00 0.00	0 0.00 0.00 0.00	3 13.64 100.00 13.64
4 X 2	0 0.00 0.00 0.00	0 0.00 0.00 0.00	0 0.00 0.00 0.00	0 0.00 0.00 0.00	1 4.55 100.00 16.67	0 0.00 0.00 0.00	0 0.00 0.00 0.00	0 0.00 0.00 0.00	1 4.55 100.00 4.55
4 X 4	0 0.00 0.00 0.00	2 9.09 25.00 66.67	0 0.00 0.00 0.00	2 9.09 25.00 40.00	2 9.09 25.00 33.33	2 9.09 25.00 25.00	0 0.00 0.00 0.00	0 0.00 0.00 0.00	8 36.36 100.00 36.36
5 X 5	0 0.00 0.00 0.00	0 0.00 0.00 0.00	0 0.00 0.00 0.00	2 9.09 50.00 40.00	1 4.55 25.00 16.67	1 4.55 25.00 12.50	0 0.00 0.00 0.00	0 0.00 0.00 0.00	4 18.18 100.00 18.18
6 X 5	0 0.00 0.00 0.00	0 0.00 0.00 0.00	0 0.00 0.00 0.00	0 0.00 0.00 0.00	2 9.09 100.00 33.33	0 0.00 0.00 0.00	0 0.00 0.00 0.00	0 0.00 0.00 0.00	2 9.09 100.00 9.09
7 X 5	0 0.00 0.00 0.00	1 4.55 100.00 33.33	0 0.00 0.00 0.00	0 0.00 0.00 0.00	0 0.00 0.00 0.00	0 0.00 0.00 0.00	0 0.00 0.00 0.00	0 0.00 0.00 0.00	1 4.55 100.00 4.55
TOTAL ANTLRD	0 0.00 0.00 0.00	3 13.64 13.64 100.00	0 0.00 0.00 0.00	5 22.73 22.73 100.00	6 27.27 27.27 100.00	8 36.36 36.36 100.00	0 0.00 0.00 0.00	0 0.00 0.00 0.00	22 100.00 100.00 100.00

1994 WHITETAIL DEER ANTLER STATISTICS BY TIME PERIOD

DISTRICT 444

FREQ	09/01	10/23	10/30	11/06	11/13	11/20	11/28	UNKWN	TOTAL
TOT%	TO	TO	TO	TO	TO	TO	TO		
ROW%	10/22	10/29	11/05	11/12	11/19	11/27	01/15		
COL%									
ANTLSS	0	6	5	3	7	10	0	1	32
	0.00	18.75	15.63	9.38	21.88	31.25	0.00	3.13	100.00
	0.00	18.75	15.63	9.38	21.88	31.25	0.00	3.13	100.00
	0.00	100.00	100.00	100.00	100.00	100.00	0.00	100.00	100.00
2 X 2	0	0	0	0	0	2	0	0	2
	0.00	0.00	0.00	0.00	0.00	7.14	0.00	0.00	7.14
	0.00	0.00	0.00	0.00	0.00	100.00	0.00	0.00	100.00
	0.00	0.00	0.00	0.00	0.00	11.76	0.00	0.00	7.14
3 X 2	0	2	0	0	0	1	0	0	3
	0.00	7.14	0.00	0.00	0.00	3.57	0.00	0.00	10.71
	0.00	66.67	0.00	0.00	0.00	33.33	0.00	0.00	100.00
	0.00	40.00	0.00	0.00	0.00	5.88	0.00	0.00	10.71
3 X 3	0	0	0	0	2	1	0	0	3
	0.00	0.00	0.00	0.00	7.14	3.57	0.00	0.00	10.71
	0.00	0.00	0.00	0.00	66.67	33.33	0.00	0.00	100.00
	0.00	0.00	0.00	0.00	40.00	5.88	0.00	0.00	10.71
4 X 3	0	0	0	0	0	1	0	0	1
	0.00	0.00	0.00	0.00	0.00	3.57	0.00	0.00	3.57
	0.00	0.00	0.00	0.00	0.00	100.00	0.00	0.00	100.00
	0.00	0.00	0.00	0.00	0.00	5.88	0.00	0.00	3.57
4 X 4	0	1	0	0	1	6	0	0	8
	0.00	3.57	0.00	0.00	3.57	21.43	0.00	0.00	28.57
	0.00	12.50	0.00	0.00	12.50	75.00	0.00	0.00	100.00
	0.00	20.00	0.00	0.00	20.00	35.29	0.00	0.00	28.57
5 X 4	0	1	0	0	1	1	0	0	3
	0.00	3.57	0.00	0.00	3.57	3.57	0.00	0.00	10.71
	0.00	33.33	0.00	0.00	33.33	33.33	0.00	0.00	100.00
	0.00	20.00	0.00	0.00	20.00	5.88	0.00	0.00	10.71
5 X 5	0	1	0	0	1	3	0	0	5
	0.00	3.57	0.00	0.00	3.57	10.71	0.00	0.00	17.86
	0.00	20.00	0.00	0.00	20.00	60.00	0.00	0.00	100.00
	0.00	20.00	0.00	0.00	20.00	17.65	0.00	0.00	17.86
6 X 5	0	0	0	0	0	1	0	0	1
	0.00	0.00	0.00	0.00	0.00	3.57	0.00	0.00	3.57
	0.00	0.00	0.00	0.00	0.00	100.00	0.00	0.00	100.00
	0.00	0.00	0.00	0.00	0.00	5.88	0.00	0.00	3.57

1994 WHITETAIL DEER ANTLER STATISTICS BY TIME PERIOD

DISTRICT 444 (CONTINUED)

FREQ	09/01	10/23	10/30	11/06	11/13	11/20	11/28	UNKWN	TOTAL
TOT%	TO	TO	TO	TO	TO	TO	TO		
ROW%	10/22	10/29	11/05	11/12	11/19	11/27	01/15		
COL%									
6 X 6	0	0	1	0	0	0	0	0	1
	0.00	0.00	3.57	0.00	0.00	0.00	0.00	0.00	3.57
	0.00	0.00	100.00	0.00	0.00	0.00	0.00	0.00	100.00
	0.00	0.00	100.00	0.00	0.00	0.00	0.00	0.00	3.57
7 X 4	0	0	0	0	0	1	0	0	1
	0.00	0.00	0.00	0.00	0.00	3.57	0.00	0.00	3.57
	0.00	0.00	0.00	0.00	0.00	100.00	0.00	0.00	100.00
	0.00	0.00	0.00	0.00	0.00	5.88	0.00	0.00	3.57
TOTAL	0	5	1	0	5	17	0	0	28
ANTLRD	0.00	17.86	3.57	0.00	17.86	60.71	0.00	0.00	100.00
	0.00	17.86	3.57	0.00	17.86	60.71	0.00	0.00	100.00
	0.00	100.00	100.00	0.00	100.00	100.00	0.00	0.00	100.00

1994 WHITETAIL DEER ANTLER STATISTICS BY TIME PERIOD

DISTRICT 445

FREQ	09/01	10/23	10/30	11/06	11/13	11/20	11/28	UNKWN	TOTAL
TOT%	TO	TO	TO	TO	TO	TO	TO		
ROW%	10/22	10/29	11/05	11/12	11/19	11/27	01/15		
COL%									
ANTLSS	2	18	13	17	19	15	0	0	84
	2.38	21.43	15.48	20.24	22.62	17.86	0.00	0.00	100.00
	2.38	21.43	15.48	20.24	22.62	17.86	0.00	0.00	100.00
	100.00	100.00	100.00	100.00	100.00	100.00	0.00	0.00	100.00
1 X 1	0	1	0	0	0	0	0	0	1
	0.00	1.56	0.00	0.00	0.00	0.00	0.00	0.00	1.56
	0.00	100.00	0.00	0.00	0.00	0.00	0.00	0.00	100.00
	0.00	9.09	0.00	0.00	0.00	0.00	0.00	0.00	1.56
2 X 2	0	2	0	3	0	0	0	0	5
	0.00	3.13	0.00	4.69	0.00	0.00	0.00	0.00	7.81
	0.00	40.00	0.00	60.00	0.00	0.00	0.00	0.00	100.00
	0.00	18.18	0.00	20.00	0.00	0.00	0.00	0.00	7.81
3 X 2	0	1	0	1	0	0	0	0	2
	0.00	1.56	0.00	1.56	0.00	0.00	0.00	0.00	3.13
	0.00	50.00	0.00	50.00	0.00	0.00	0.00	0.00	100.00
	0.00	9.09	0.00	6.67	0.00	0.00	0.00	0.00	3.13
3 X 3	0	2	0	1	1	3	0	0	7
	0.00	3.13	0.00	1.56	1.56	4.69	0.00	0.00	10.94
	0.00	28.57	0.00	14.29	14.29	42.86	0.00	0.00	100.00
	0.00	18.18	0.00	6.67	7.14	16.67	0.00	0.00	10.94
4 X 3	0	0	0	0	1	1	0	0	2
	0.00	0.00	0.00	0.00	1.56	1.56	0.00	0.00	3.13
	0.00	0.00	0.00	0.00	50.00	50.00	0.00	0.00	100.00
	0.00	0.00	0.00	0.00	7.14	5.56	0.00	0.00	3.13
4 X 4	0	2	5	3	5	8	0	0	23
	0.00	3.13	7.81	4.69	7.81	12.50	0.00	0.00	35.94
	0.00	8.70	21.74	13.04	21.74	34.78	0.00	0.00	100.00
	0.00	18.18	83.33	20.00	35.71	44.44	0.00	0.00	35.94
5 X 4	0	1	0	3	1	0	0	0	5
	0.00	1.56	0.00	4.69	1.56	0.00	0.00	0.00	7.81
	0.00	20.00	0.00	60.00	20.00	0.00	0.00	0.00	100.00
	0.00	9.09	0.00	20.00	7.14	0.00	0.00	0.00	7.81
5 X 5	0	1	0	4	5	5	0	0	15
	0.00	1.56	0.00	6.25	7.81	7.81	0.00	0.00	23.44
	0.00	6.67	0.00	26.67	33.33	33.33	0.00	0.00	100.00
	0.00	9.09	0.00	26.67	35.71	27.78	0.00	0.00	23.44

1994 WHITETAIL DEER ANTLER STATISTICS BY TIME PERIOD

DISTRICT 445 (CONTINUED)

FREQ	09/01	10/23	10/30	11/06	11/13	11/20	11/28	UNKWN	TOTAL
TOT%	TO	TO	TO	TO	TO	TO	TO		
ROW%	10/22	10/29	11/05	11/12	11/19	11/27	01/15		
COL%									
6 X 5	0	1	0	0	0	1	0	0	2
	0.00	1.56	0.00	0.00	0.00	1.56	0.00	0.00	3.13
	0.00	50.00	0.00	0.00	0.00	50.00	0.00	0.00	100.00
	0.00	9.09	0.00	0.00	0.00	5.56	0.00	0.00	3.13
6 X 6	0	0	1	0	0	0	0	0	1
	0.00	0.00	1.56	0.00	0.00	0.00	0.00	0.00	1.56
	0.00	0.00	100.00	0.00	0.00	0.00	0.00	0.00	100.00
	0.00	0.00	16.67	0.00	0.00	0.00	0.00	0.00	1.56
7 X 6	0	0	0	0	1	0	0	0	1
	0.00	0.00	0.00	0.00	1.56	0.00	0.00	0.00	1.56
	0.00	0.00	0.00	0.00	100.00	0.00	0.00	0.00	100.00
	0.00	0.00	0.00	0.00	7.14	0.00	0.00	0.00	1.56
TOTAL	0	11	6	15	14	18	0	0	64
ANTLRD	0.00	17.19	9.38	23.44	21.88	28.13	0.00	0.00	100.00
	0.00	17.19	9.38	23.44	21.88	28.13	0.00	0.00	100.00
	0.00	100.00	100.00	100.00	100.00	100.00	0.00	0.00	100.00

1994 WHITETAIL DEER ANTLER STATISTICS BY TIME PERIOD

DISTRICT 446

FREQ TOT% ROW% COL%	09/01 TO 10/22	10/23 TO 10/29	10/30 TO 11/05	11/06 TO 11/12	11/13 TO 11/19	11/20 TO 11/27	11/28 TO 01/15	UNKWN	TOTAL
ANTLSS	0 0.00 0.00 0.00	1 5.88 5.88 100.00	0 0.00 0.00 0.00	5 29.41 29.41 100.00	1 5.88 5.88 100.00	10 58.82 58.82 100.00	0 0.00 0.00 0.00	0 0.00 0.00 0.00	17 100.00 100.00 100.00
3 X 3	0 0.00 0.00 0.00	0 0.00 0.00 0.00	0 0.00 0.00 0.00	0 0.00 0.00 0.00	0 0.00 0.00 0.00	1 14.29 100.00 50.00	0 0.00 0.00 0.00	0 0.00 0.00 0.00	1 14.29 100.00 14.29
4 X 3	0 0.00 0.00 0.00	0 0.00 0.00 0.00	0 0.00 0.00 0.00	0 0.00 0.00 0.00	1 14.29 100.00 50.00	0 0.00 0.00 0.00	0 0.00 0.00 0.00	0 0.00 0.00 0.00	1 14.29 100.00 14.29
4 X 4	1 14.29 33.33 100.00	0 0.00 0.00 0.00	0 0.00 0.00 0.00	0 0.00 0.00 0.00	1 14.29 33.33 50.00	1 14.29 33.33 50.00	0 0.00 0.00 0.00	0 0.00 0.00 0.00	3 42.86 100.00 42.86
5 X -	0 0.00 0.00 0.00	1 14.29 100.00 100.00	0 0.00 0.00 0.00	0 0.00 0.00 0.00	0 0.00 0.00 0.00	0 0.00 0.00 0.00	0 0.00 0.00 0.00	0 0.00 0.00 0.00	1 14.29 100.00 14.29
6 X 5	0 0.00 0.00 0.00	0 0.00 0.00 0.00	1 14.29 100.00 100.00	0 0.00 0.00 0.00	0 0.00 0.00 0.00	0 0.00 0.00 0.00	0 0.00 0.00 0.00	0 0.00 0.00 0.00	1 14.29 100.00 14.29
TOTAL ANTLRD	1 14.29 14.29 100.00	1 14.29 14.29 100.00	1 14.29 14.29 100.00	0 0.00 0.00 0.00	2 28.57 28.57 100.00	2 28.57 28.57 100.00	0 0.00 0.00 0.00	0 0.00 0.00 0.00	7 100.00 100.00 100.00

1994 WHITETAIL DEER ANTLER STATISTICS BY TIME PERIOD

DISTRICT 447

FREQ TOT% ROW% COL%	09/01 TO 10/22	10/23 TO 10/29	10/30 TO 11/05	11/06 TO 11/12	11/13 TO 11/19	11/20 TO 11/27	11/28 TO 01/15	UNKWN	TOTAL
ANTLSS	2	17	15	26	9	18	0	0	87
	2.30	19.54	17.24	29.89	10.34	20.69	0.00	0.00	100.00
	2.30	19.54	17.24	29.89	10.34	20.69	0.00	0.00	100.00
	100.00	100.00	100.00	100.00	100.00	100.00	0.00	0.00	100.00
1 X 1	0	1	0	0	0	0	0	0	1
	0.00	1.85	0.00	0.00	0.00	0.00	0.00	0.00	1.85
	0.00	100.00	0.00	0.00	0.00	0.00	0.00	0.00	100.00
	0.00	14.29	0.00	0.00	0.00	0.00	0.00	0.00	1.85
2 X 1	0	1	0	0	0	0	0	0	1
	0.00	1.85	0.00	0.00	0.00	0.00	0.00	0.00	1.85
	0.00	100.00	0.00	0.00	0.00	0.00	0.00	0.00	100.00
	0.00	14.29	0.00	0.00	0.00	0.00	0.00	0.00	1.85
2 X 2	0	1	1	1	0	0	0	0	3
	0.00	1.85	1.85	1.85	0.00	0.00	0.00	0.00	5.56
	0.00	33.33	33.33	33.33	0.00	0.00	0.00	0.00	100.00
	0.00	14.29	20.00	6.67	0.00	0.00	0.00	0.00	5.56
3 X 2	0	1	0	1	0	0	0	0	2
	0.00	1.85	0.00	1.85	0.00	0.00	0.00	0.00	3.70
	0.00	50.00	0.00	50.00	0.00	0.00	0.00	0.00	100.00
	0.00	14.29	0.00	6.67	0.00	0.00	0.00	0.00	3.70
3 X 3	0	0	0	0	1	0	0	0	1
	0.00	0.00	0.00	0.00	1.85	0.00	0.00	0.00	1.85
	0.00	0.00	0.00	0.00	100.00	0.00	0.00	0.00	100.00
	0.00	0.00	0.00	0.00	14.29	0.00	0.00	0.00	1.85
4 X 3	0	0	0	1	1	0	0	0	2
	0.00	0.00	0.00	1.85	1.85	0.00	0.00	0.00	3.70
	0.00	0.00	0.00	50.00	50.00	0.00	0.00	0.00	100.00
	0.00	0.00	0.00	6.67	14.29	0.00	0.00	0.00	3.70
4 X 4	0	2	2	6	5	9	0	0	24
	0.00	3.70	3.70	11.11	9.26	16.67	0.00	0.00	44.44
	0.00	8.33	8.33	25.00	20.83	37.50	0.00	0.00	100.00
	0.00	28.57	40.00	40.00	71.43	45.00	0.00	0.00	44.44
5 X 4	0	1	0	3	0	3	0	0	7
	0.00	1.85	0.00	5.56	0.00	5.56	0.00	0.00	12.96
	0.00	14.29	0.00	42.86	0.00	42.86	0.00	0.00	100.00
	0.00	14.29	0.00	20.00	0.00	15.00	0.00	0.00	12.96

1994 WHITETAIL DEER ANTLER STATISTICS BY TIME PERIOD

DISTRICT 447 (CONTINUED)

FREQ	09/01	10/23	10/30	11/06	11/13	11/20	11/28	UNKWN	TOTAL
TOT%	TO	TO	TO	TO	TO	TO	TO		
ROW%	10/22	10/29	11/05	11/12	11/19	11/27	01/15		
COL%									
5 X 5	0	0	2	3	0	6	0	0	11
	0.00	0.00	3.70	5.56	0.00	11.11	0.00	0.00	20.37
	0.00	0.00	18.18	27.27	0.00	54.55	0.00	0.00	100.00
	0.00	0.00	40.00	20.00	0.00	30.00	0.00	0.00	20.37
6 X 6	0	0	0	0	0	1	0	0	1
	0.00	0.00	0.00	0.00	0.00	1.85	0.00	0.00	1.85
	0.00	0.00	0.00	0.00	0.00	100.00	0.00	0.00	100.00
	0.00	0.00	0.00	0.00	0.00	5.00	0.00	0.00	1.85
8 X 6	0	0	0	0	0	1	0	0	1
	0.00	0.00	0.00	0.00	0.00	1.85	0.00	0.00	1.85
	0.00	0.00	0.00	0.00	0.00	100.00	0.00	0.00	100.00
	0.00	0.00	0.00	0.00	0.00	5.00	0.00	0.00	1.85
TOTAL	0	7	5	15	7	20	0	0	54
ANTLRD	0.00	12.96	9.26	27.78	12.96	37.04	0.00	0.00	100.00
	0.00	12.96	9.26	27.78	12.96	37.04	0.00	0.00	100.00
	0.00	100.00	100.00	100.00	100.00	100.00	0.00	0.00	100.00

1994 WHITETAIL DEER ANTLER STATISTICS BY TIME PERIOD

DISTRICT 448

FREQ	09/01	10/23	10/30	11/06	11/13	11/20	11/28	UNKWN	TOTAL
TOT%	TO	TO	TO	TO	TO	TO	TO		
ROW%	10/22	10/29	11/05	11/12	11/19	11/27	01/15		
COL%									
ANTLSS	0	1	4	3	5	5	0	0	18
	0.00	5.56	22.22	16.67	27.78	27.78	0.00	0.00	100.00
	0.00	5.56	22.22	16.67	27.78	27.78	0.00	0.00	100.00
	0.00	100.00	100.00	100.00	100.00	100.00	0.00	0.00	100.00
3 X 2	0	0	0	1	0	0	0	0	1
	0.00	0.00	0.00	7.14	0.00	0.00	0.00	0.00	7.14
	0.00	0.00	0.00	100.00	0.00	0.00	0.00	0.00	100.00
	0.00	0.00	0.00	25.00	0.00	0.00	0.00	0.00	7.14
3 X 3	0	0	0	3	1	1	0	0	5
	0.00	0.00	0.00	21.43	7.14	7.14	0.00	0.00	35.71
	0.00	0.00	0.00	60.00	20.00	20.00	0.00	0.00	100.00
	0.00	0.00	0.00	75.00	33.33	20.00	0.00	0.00	35.71
4 X 4	0	1	1	0	0	4	0	0	6
	0.00	7.14	7.14	0.00	0.00	28.57	0.00	0.00	42.86
	0.00	16.67	16.67	0.00	0.00	66.67	0.00	0.00	100.00
	0.00	100.00	100.00	0.00	0.00	80.00	0.00	0.00	42.86
5 X 5	0	0	0	0	2	0	0	0	2
	0.00	0.00	0.00	0.00	14.29	0.00	0.00	0.00	14.29
	0.00	0.00	0.00	0.00	100.00	0.00	0.00	0.00	100.00
	0.00	0.00	0.00	0.00	66.67	0.00	0.00	0.00	14.29
TOTAL ANTLRD	0	1	1	4	3	5	0	0	14
	0.00	7.14	7.14	28.57	21.43	35.71	0.00	0.00	100.00
	0.00	7.14	7.14	28.57	21.43	35.71	0.00	0.00	100.00
	0.00	100.00	100.00	100.00	100.00	100.00	0.00	0.00	100.00

1994 WHITETAIL DEER ANTLER STATISTICS BY TIME PERIOD

DISTRICT 449

FREQ TOT% ROW% COL%	09/01 TO 10/22	10/23 TO 10/29	10/30 TO 11/05	11/06 TO 11/12	11/13 TO 11/19	11/20 TO 11/27	11/28 TO 01/15	UNKWN	TOTAL
ANTLSS	1 6.67 6.67 100.00	1 6.67 6.67 100.00	5 33.33 33.33 100.00	2 13.33 13.33 100.00	5 33.33 33.33 100.00	1 6.67 6.67 100.00	0 0.00 0.00 0.00	0 0.00 0.00 0.00	15 100.00 100.00 100.00
1 X 1	0 0.00 0.00 0.00	0 0.00 0.00 0.00	0 0.00 0.00 0.00	0 0.00 0.00 0.00	1 8.33 100.00 20.00	0 0.00 0.00 0.00	0 0.00 0.00 0.00	0 0.00 0.00 0.00	1 8.33 100.00 8.33
3 X 2	0 0.00 0.00 0.00	0 0.00 0.00 0.00	0 0.00 0.00 0.00	0 0.00 0.00 0.00	0 0.00 0.00 0.00	1 8.33 100.00 20.00	0 0.00 0.00 0.00	0 0.00 0.00 0.00	1 8.33 100.00 8.33
3 X 3	0 0.00 0.00 0.00	0 0.00 0.00 0.00	0 0.00 0.00 0.00	0 0.00 0.00 0.00	1 8.33 50.00 20.00	1 8.33 50.00 20.00	0 0.00 0.00 0.00	0 0.00 0.00 0.00	2 16.67 100.00 16.67
4 X 3	0 0.00 0.00 0.00	0 0.00 0.00 0.00	0 0.00 0.00 0.00	1 8.33 100.00 100.00	0 0.00 0.00 0.00	0 0.00 0.00 0.00	0 0.00 0.00 0.00	0 0.00 0.00 0.00	1 8.33 100.00 8.33
4 X 4	1 8.33 50.00 100.00	0 0.00 0.00 0.00	0 0.00 0.00 0.00	0 0.00 0.00 0.00	1 8.33 50.00 20.00	0 0.00 0.00 0.00	0 0.00 0.00 0.00	0 0.00 0.00 0.00	2 16.67 100.00 16.67
5 X 5	0 0.00 0.00 0.00	0 0.00 0.00 0.00	0 0.00 0.00 0.00	0 0.00 0.00 0.00	1 8.33 25.00 20.00	3 25.00 75.00 60.00	0 0.00 0.00 0.00	0 0.00 0.00 0.00	4 33.33 100.00 33.33
6 X 5	0 0.00 0.00 0.00	0 0.00 0.00 0.00	0 0.00 0.00 0.00	0 0.00 0.00 0.00	1 8.33 100.00 20.00	0 0.00 0.00 0.00	0 0.00 0.00 0.00	0 0.00 0.00 0.00	1 8.33 100.00 8.33
TOTAL ANTLRD	1 8.33 8.33 100.00	0 0.00 0.00 0.00	0 0.00 0.00 0.00	1 8.33 8.33 100.00	5 41.67 41.67 100.00	5 41.67 41.67 100.00	0 0.00 0.00 0.00	0 0.00 0.00 0.00	12 100.00 100.00 100.00

1994 WHITETAIL DEER ANTLER STATISTICS BY TIME PERIOD

DISTRICT 450

FREQ	09/01	10/23	10/30	11/06	11/13	11/20	11/28	UNKWN	TOTAL
TOT%	TO	TO	TO	TO	TO	TO	TO		
ROW%	TO	TO	TO	TO	TO	TO	TO		
COL%	10/22	10/29	11/05	11/12	11/19	11/27	01/15		
ANTLSS	1	3	5	3	7	4	0	0	23
	4.35	13.04	21.74	13.04	30.43	17.39	0.00	0.00	100.00
	4.35	13.04	21.74	13.04	30.43	17.39	0.00	0.00	100.00
	100.00	100.00	100.00	100.00	100.00	100.00	0.00	0.00	100.00
2 X 2	0	0	0	0	2	1	0	0	3
	0.00	0.00	0.00	0.00	14.29	7.14	0.00	0.00	21.43
	0.00	0.00	0.00	0.00	66.67	33.33	0.00	0.00	100.00
	0.00	0.00	0.00	0.00	50.00	12.50	0.00	0.00	21.43
3 X 3	0	0	1	0	0	2	0	0	3
	0.00	0.00	7.14	0.00	0.00	14.29	0.00	0.00	21.43
	0.00	0.00	33.33	0.00	0.00	66.67	0.00	0.00	100.00
	0.00	0.00	100.00	0.00	0.00	25.00	0.00	0.00	21.43
4 X 3	0	0	0	0	0	1	0	0	1
	0.00	0.00	0.00	0.00	0.00	7.14	0.00	0.00	7.14
	0.00	0.00	0.00	0.00	0.00	100.00	0.00	0.00	100.00
	0.00	0.00	0.00	0.00	0.00	12.50	0.00	0.00	7.14
4 X 4	0	0	0	1	0	0	0	0	1
	0.00	0.00	0.00	7.14	0.00	0.00	0.00	0.00	7.14
	0.00	0.00	0.00	100.00	0.00	0.00	0.00	0.00	100.00
	0.00	0.00	0.00	100.00	0.00	0.00	0.00	0.00	7.14
5 X 4	0	0	0	0	0	2	0	0	2
	0.00	0.00	0.00	0.00	0.00	14.29	0.00	0.00	14.29
	0.00	0.00	0.00	0.00	0.00	100.00	0.00	0.00	100.00
	0.00	0.00	0.00	0.00	0.00	25.00	0.00	0.00	14.29
5 X 5	0	0	0	0	2	2	0	0	4
	0.00	0.00	0.00	0.00	14.29	14.29	0.00	0.00	28.57
	0.00	0.00	0.00	0.00	50.00	50.00	0.00	0.00	100.00
	0.00	0.00	0.00	0.00	50.00	25.00	0.00	0.00	28.57
TOTAL	0	0	1	1	4	8	0	0	14
ANTLRD	0.00	0.00	7.14	7.14	28.57	57.14	0.00	0.00	100.00
	0.00	0.00	7.14	7.14	28.57	57.14	0.00	0.00	100.00
	0.00	0.00	100.00	100.00	100.00	100.00	0.00	0.00	100.00

1994 WHITETAIL DEER ANTLER STATISTICS BY TIME PERIOD

DISTRICT 452

FREQ	09/01	10/23	10/30	11/06	11/13	11/20	11/28	UNKWN	TOTAL
TOT%	TO	TO	TO	TO	TO	TO	TO		
ROW%	10/22	10/29	11/05	11/12	11/19	11/27	01/15		
COL%									
ANTLSS	0	1	1	3	0	2	0	0	7
	0.00	14.29	14.29	42.86	0.00	28.57	0.00	0.00	100.00
	0.00	14.29	14.29	42.86	0.00	28.57	0.00	0.00	100.00
	0.00	100.00	100.00	100.00	0.00	100.00	0.00	0.00	100.00
4 X 3	0	0	0	0	0	1	0	0	1
	0.00	0.00	0.00	0.00	0.00	16.67	0.00	0.00	16.67
	0.00	0.00	0.00	0.00	0.00	100.00	0.00	0.00	100.00
	0.00	0.00	0.00	0.00	0.00	25.00	0.00	0.00	16.67
4 X 4	1	1	0	0	0	1	0	0	3
	16.67	16.67	0.00	0.00	0.00	16.67	0.00	0.00	50.00
	33.33	33.33	0.00	0.00	0.00	33.33	0.00	0.00	100.00
	100.00	100.00	0.00	0.00	0.00	25.00	0.00	0.00	50.00
5 X 1	0	0	0	0	0	1	0	0	1
	0.00	0.00	0.00	0.00	0.00	16.67	0.00	0.00	16.67
	0.00	0.00	0.00	0.00	0.00	100.00	0.00	0.00	100.00
	0.00	0.00	0.00	0.00	0.00	25.00	0.00	0.00	16.67
5 X 5	0	0	0	0	0	1	0	0	1
	0.00	0.00	0.00	0.00	0.00	16.67	0.00	0.00	16.67
	0.00	0.00	0.00	0.00	0.00	100.00	0.00	0.00	100.00
	0.00	0.00	0.00	0.00	0.00	25.00	0.00	0.00	16.67
TOTAL	1	1	0	0	0	4	0	0	6
ANTLRD	16.67	16.67	0.00	0.00	0.00	66.67	0.00	0.00	100.00
	16.67	16.67	0.00	0.00	0.00	66.67	0.00	0.00	100.00
	100.00	100.00	0.00	0.00	0.00	100.00	0.00	0.00	100.00

1994 WHITETAIL DEER ANTLER STATISTICS BY TIME PERIOD

DISTRICT 454

FREQ TOT% ROW% COL%	09/01 TO 10/22	10/23 TO 10/29	10/30 TO 11/05	11/06 TO 11/12	11/13 TO 11/19	11/20 TO 11/27	11/28 TO 01/15	UNKWN	TOTAL
ANTLSS	1 9.09 9.09 100.00	3 27.27 27.27 100.00	1 9.09 9.09 100.00	3 27.27 27.27 100.00	0 0.00 0.00 0.00	2 18.18 18.18 100.00	0 0.00 0.00 0.00	1 9.09 9.09 100.00	11 100.00 100.00 100.00
1 X 1	0 0.00 0.00 0.00	0 0.00 0.00 0.00	0 0.00 0.00 0.00	0 0.00 0.00 0.00	0 0.00 0.00 0.00	1 11.11 100.00 50.00	0 0.00 0.00 0.00	0 0.00 0.00 0.00	1 11.11 100.00 11.11
2 X 1	0 0.00 0.00 0.00	0 0.00 0.00 0.00	0 0.00 0.00 0.00	0 0.00 0.00 0.00	1 11.11 100.00 50.00	0 0.00 0.00 0.00	0 0.00 0.00 0.00	0 0.00 0.00 0.00	1 11.11 100.00 11.11
3 X 3	0 0.00 0.00 0.00	0 0.00 0.00 0.00	1 11.11 50.00 50.00	1 11.11 50.00 33.33	0 0.00 0.00 0.00	0 0.00 0.00 0.00	0 0.00 0.00 0.00	0 0.00 0.00 0.00	2 22.22 100.00 22.22
4 X 4	0 0.00 0.00 0.00	0 0.00 0.00 0.00	1 11.11 33.33 50.00	1 11.11 33.33 33.33	0 0.00 0.00 0.00	1 11.11 33.33 50.00	0 0.00 0.00 0.00	0 0.00 0.00 0.00	3 33.33 100.00 33.33
5 X 4	0 0.00 0.00 0.00	0 0.00 0.00 0.00	0 0.00 0.00 0.00	0 0.00 0.00 0.00	1 11.11 100.00 50.00	0 0.00 0.00 0.00	0 0.00 0.00 0.00	0 0.00 0.00 0.00	1 11.11 100.00 11.11
5 X 5	0 0.00 0.00 0.00	0 0.00 0.00 0.00	0 0.00 0.00 0.00	1 11.11 100.00 33.33	0 0.00 0.00 0.00	0 0.00 0.00 0.00	0 0.00 0.00 0.00	0 0.00 0.00 0.00	1 11.11 100.00 11.11
TOTAL ANTLRD	0 0.00 0.00 0.00	0 0.00 0.00 0.00	2 22.22 22.22 100.00	3 33.33 33.33 100.00	2 22.22 22.22 100.00	2 22.22 22.22 100.00	0 0.00 0.00 0.00	0 0.00 0.00 0.00	9 100.00 100.00 100.00

1994 WHITETAIL DEER ANTLER STATISTICS BY TIME PERIOD

DISTRICT 455

FREQ	09/01	10/23	10/30	11/06	11/13	11/20	11/28	UNKWN	TOTAL
TOT%	TO	TO	TO	TO	TO	TO	TO		
ROW%	10/22	10/29	11/05	11/12	11/19	11/27	01/15		
COL%									
ANTLSS	0	1	0	0	0	0	0	0	1
	0.00	100.00	0.00	0.00	0.00	0.00	0.00	0.00	100.00
	0.00	100.00	0.00	0.00	0.00	0.00	0.00	0.00	100.00
	0.00	100.00	0.00	0.00	0.00	0.00	0.00	0.00	100.00
4 X 4	0	0	0	1	0	0	0	0	1
	0.00	0.00	0.00	100.00	0.00	0.00	0.00	0.00	100.00
	0.00	0.00	0.00	100.00	0.00	0.00	0.00	0.00	100.00
	0.00	0.00	0.00	100.00	0.00	0.00	0.00	0.00	100.00
TOTAL	0	0	0	1	0	0	0	0	1
ANTLRD	0.00	0.00	0.00	100.00	0.00	0.00	0.00	0.00	100.00
	0.00	0.00	0.00	100.00	0.00	0.00	0.00	0.00	100.00
	0.00	0.00	0.00	100.00	0.00	0.00	0.00	0.00	100.00

1994 WHITETAIL DEER ANTLER STATISTICS BY TIME PERIOD

DISTRICT 471

FREQ	09/01	10/23	10/30	11/06	11/13	11/20	11/28	UNKWN	TOTAL
TOT%	TO	TO	TO	TO	TO	TO	TO		
ROW%	10/22	10/29	11/05	11/12	11/19	11/27	01/15		
COL%									
ANTLSS	1	4	2	4	2	3	0	0	16
	6.25	25.00	12.50	25.00	12.50	18.75	0.00	0.00	100.00
	6.25	25.00	12.50	25.00	12.50	18.75	0.00	0.00	100.00
	100.00	100.00	100.00	100.00	100.00	100.00	0.00	0.00	100.00
1 X 1	0	1	0	0	0	0	0	0	1
	0.00	5.88	0.00	0.00	0.00	0.00	0.00	0.00	5.88
	0.00	100.00	0.00	0.00	0.00	0.00	0.00	0.00	100.00
	0.00	33.33	0.00	0.00	0.00	0.00	0.00	0.00	5.88
2 X 2	0	1	0	0	0	1	0	0	2
	0.00	5.88	0.00	0.00	0.00	5.88	0.00	0.00	11.76
	0.00	50.00	0.00	0.00	0.00	50.00	0.00	0.00	100.00
	0.00	33.33	0.00	0.00	0.00	12.50	0.00	0.00	11.76
3 X 2	0	0	1	0	0	0	0	0	1
	0.00	0.00	5.88	0.00	0.00	0.00	0.00	0.00	5.88
	0.00	0.00	100.00	0.00	0.00	0.00	0.00	0.00	100.00
	0.00	0.00	50.00	0.00	0.00	0.00	0.00	0.00	5.88
3 X 3	0	1	0	0	1	0	0	0	2
	0.00	5.88	0.00	0.00	5.88	0.00	0.00	0.00	11.76
	0.00	50.00	0.00	0.00	50.00	0.00	0.00	0.00	100.00
	0.00	33.33	0.00	0.00	25.00	0.00	0.00	0.00	11.76
4 X 3	0	0	0	0	0	1	0	0	1
	0.00	0.00	0.00	0.00	0.00	5.88	0.00	0.00	5.88
	0.00	0.00	0.00	0.00	0.00	100.00	0.00	0.00	100.00
	0.00	0.00	0.00	0.00	0.00	12.50	0.00	0.00	5.88
4 X 4	0	0	1	0	1	3	0	0	5
	0.00	0.00	5.88	0.00	5.88	17.65	0.00	0.00	29.41
	0.00	0.00	20.00	0.00	20.00	60.00	0.00	0.00	100.00
	0.00	0.00	50.00	0.00	25.00	37.50	0.00	0.00	29.41
5 X 4	0	0	0	0	0	1	0	0	1
	0.00	0.00	0.00	0.00	0.00	5.88	0.00	0.00	5.88
	0.00	0.00	0.00	0.00	0.00	100.00	0.00	0.00	100.00
	0.00	0.00	0.00	0.00	0.00	12.50	0.00	0.00	5.88
5 X 5	0	0	0	0	2	2	0	0	4
	0.00	0.00	0.00	0.00	11.76	11.76	0.00	0.00	23.53
	0.00	0.00	0.00	0.00	50.00	50.00	0.00	0.00	100.00
	0.00	0.00	0.00	0.00	50.00	25.00	0.00	0.00	23.53

1994 WHITETAIL DEER ANTLER STATISTICS BY TIME PERIOD

DISTRICT 471 (CONTINUED)

FREQ	09/01	10/23	10/30	11/06	11/13	11/20	11/28	UNKWN	TOTAL
TOT%	TO	TO	TO	TO	TO	TO	TO		
ROW%	10/22	10/29	11/05	11/12	11/19	11/27	01/15		
COL%									
TOTAL	0	3	2	0	4	8	0	0	17
ANTLRD	0.00	17.65	11.76	0.00	23.53	47.06	0.00	0.00	100.00
	0.00	17.65	11.76	0.00	23.53	47.06	0.00	0.00	100.00
	0.00	100.00	100.00	0.00	100.00	100.00	0.00	0.00	100.00

1994 WHITETAIL DEER ANTLER STATISTICS BY TIME PERIOD

DISTRICT 4XX

FREQ	09/01	10/23	10/30	11/06	11/13	11/20	11/28	UNKWN	TOTAL
TOT%	TO	TO	TO	TO	TO	TO	TO		
ROW%	10/22	10/29	11/05	11/12	11/19	11/27	01/15		
COL%									
ANTLSS	0	1	3	2	2	3	1	0	12
	0.00	8.33	25.00	16.67	16.67	25.00	8.33	0.00	100.00
	0.00	8.33	25.00	16.67	16.67	25.00	8.33	0.00	100.00
	0.00	100.00	100.00	100.00	100.00	100.00	100.00	0.00	100.00
2 X 2	0	1	0	0	0	0	0	0	1
	0.00	12.50	0.00	0.00	0.00	0.00	0.00	0.00	12.50
	0.00	100.00	0.00	0.00	0.00	0.00	0.00	0.00	100.00
	0.00	100.00	0.00	0.00	0.00	0.00	0.00	0.00	12.50
4 X 3	1	0	0	0	0	0	0	0	1
	12.50	0.00	0.00	0.00	0.00	0.00	0.00	0.00	12.50
	100.00	0.00	0.00	0.00	0.00	0.00	0.00	0.00	100.00
	100.00	0.00	0.00	0.00	0.00	0.00	0.00	0.00	12.50
4 X 4	0	0	1	0	1	1	0	0	3
	0.00	0.00	12.50	0.00	12.50	12.50	0.00	0.00	37.50
	0.00	0.00	33.33	0.00	33.33	33.33	0.00	0.00	100.00
	0.00	0.00	100.00	0.00	33.33	50.00	0.00	0.00	37.50
6 X 5	0	0	0	0	1	0	0	0	1
	0.00	0.00	0.00	0.00	12.50	0.00	0.00	0.00	12.50
	0.00	0.00	0.00	0.00	100.00	0.00	0.00	0.00	100.00
	0.00	0.00	0.00	0.00	33.33	0.00	0.00	0.00	12.50
6 X 6	0	0	0	0	1	1	0	0	2
	0.00	0.00	0.00	0.00	12.50	12.50	0.00	0.00	25.00
	0.00	0.00	0.00	0.00	50.00	50.00	0.00	0.00	100.00
	0.00	0.00	0.00	0.00	33.33	50.00	0.00	0.00	25.00
TOTAL	1	1	1	0	3	2	0	0	8
ANTLRD	12.50	12.50	12.50	0.00	37.50	25.00	0.00	0.00	100.00
	12.50	12.50	12.50	0.00	37.50	25.00	0.00	0.00	100.00
	100.00	100.00	100.00	0.00	100.00	100.00	0.00	0.00	100.00

1994 WHITETAIL DEER ANTLER STATISTICS BY TIME PERIOD

REGION 4

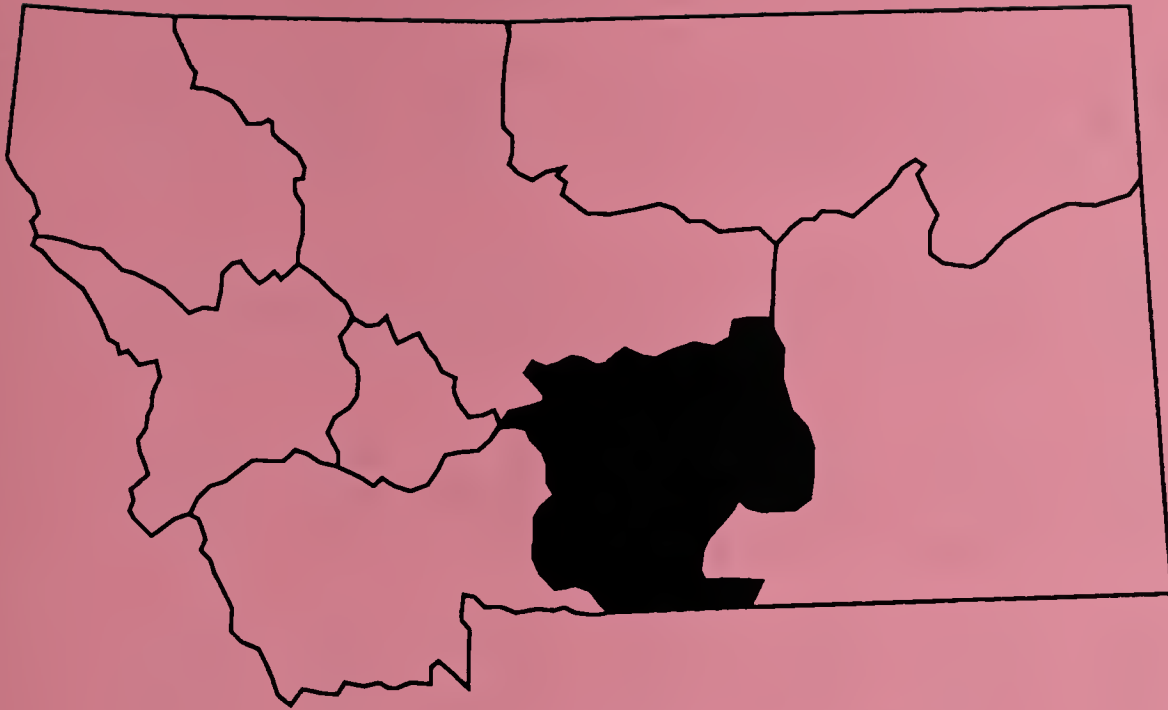
FREQ	09/01	10/23	10/30	11/06	11/13	11/20	11/28	UNKWN	TOTAL
TOT%	TO	TO	TO	TO	TO	TO	TO		
ROW%	10/22	10/29	11/05	11/12	11/19	11/27	01/15		
COL%									
ANTLSS	26	275	198	234	207	303	19	10	1272
	2.04	21.62	15.57	18.40	16.27	23.82	1.49	0.79	100.00
	2.04	21.62	15.57	18.40	16.27	23.82	1.49	0.79	100.00
	100.00	100.00	100.00	100.00	100.00	100.00	100.00	100.00	100.00
1 X 1	3	4	3	3	5	5	0	1	24
	0.29	0.39	0.29	0.29	0.48	0.48	0.00	0.10	2.32
	12.50	16.67	12.50	12.50	20.83	20.83	0.00	4.17	100.00
	16.67	2.53	2.17	1.59	2.48	1.55	0.00	50.00	2.32
2 X -	0	0	0	0	0	0	0	1	1
	0.00	0.00	0.00	0.00	0.00	0.00	0.00	0.10	0.10
	0.00	0.00	0.00	0.00	0.00	0.00	0.00	100.00	100.00
	0.00	0.00	0.00	0.00	0.00	0.00	0.00	50.00	0.10
2 X 1	0	3	0	0	3	2	0	0	8
	0.00	0.29	0.00	0.00	0.29	0.19	0.00	0.00	0.77
	0.00	37.50	0.00	0.00	37.50	25.00	0.00	0.00	100.00
	0.00	1.90	0.00	0.00	1.49	0.62	0.00	0.00	0.77
2 X 2	1	20	22	25	11	37	0	0	116
	0.10	1.93	2.13	2.42	1.06	3.58	0.00	0.00	11.22
	0.86	17.24	18.97	21.55	9.48	31.90	0.00	0.00	100.00
	5.56	12.66	15.94	13.23	5.45	11.46	0.00	0.00	11.22
3 X -	0	0	0	0	0	1	0	0	1
	0.00	0.00	0.00	0.00	0.00	0.10	0.00	0.00	0.10
	0.00	0.00	0.00	0.00	0.00	100.00	0.00	0.00	100.00
	0.00	0.00	0.00	0.00	0.00	0.31	0.00	0.00	0.10
3 X 1	0	0	1	0	0	0	0	0	1
	0.00	0.00	0.10	0.00	0.00	0.00	0.00	0.00	0.10
	0.00	0.00	100.00	0.00	0.00	0.00	0.00	0.00	100.00
	0.00	0.00	0.72	0.00	0.00	0.00	0.00	0.00	0.10
3 X 2	0	9	3	9	2	9	0	0	32
	0.00	0.87	0.29	0.87	0.19	0.87	0.00	0.00	3.09
	0.00	28.13	9.38	28.13	6.25	28.13	0.00	0.00	100.00
	0.00	5.70	2.17	4.76	0.99	2.79	0.00	0.00	3.09
3 X 3	0	24	20	25	38	40	1	0	148
	0.00	2.32	1.93	2.42	3.68	3.87	0.10	0.00	14.31
	0.00	16.22	13.51	16.89	25.68	27.03	0.68	0.00	100.00
	0.00	15.19	14.49	13.23	18.81	12.38	25.00	0.00	14.31

1994 WHITETAIL DEER ANTLER STATISTICS BY TIME PERIOD

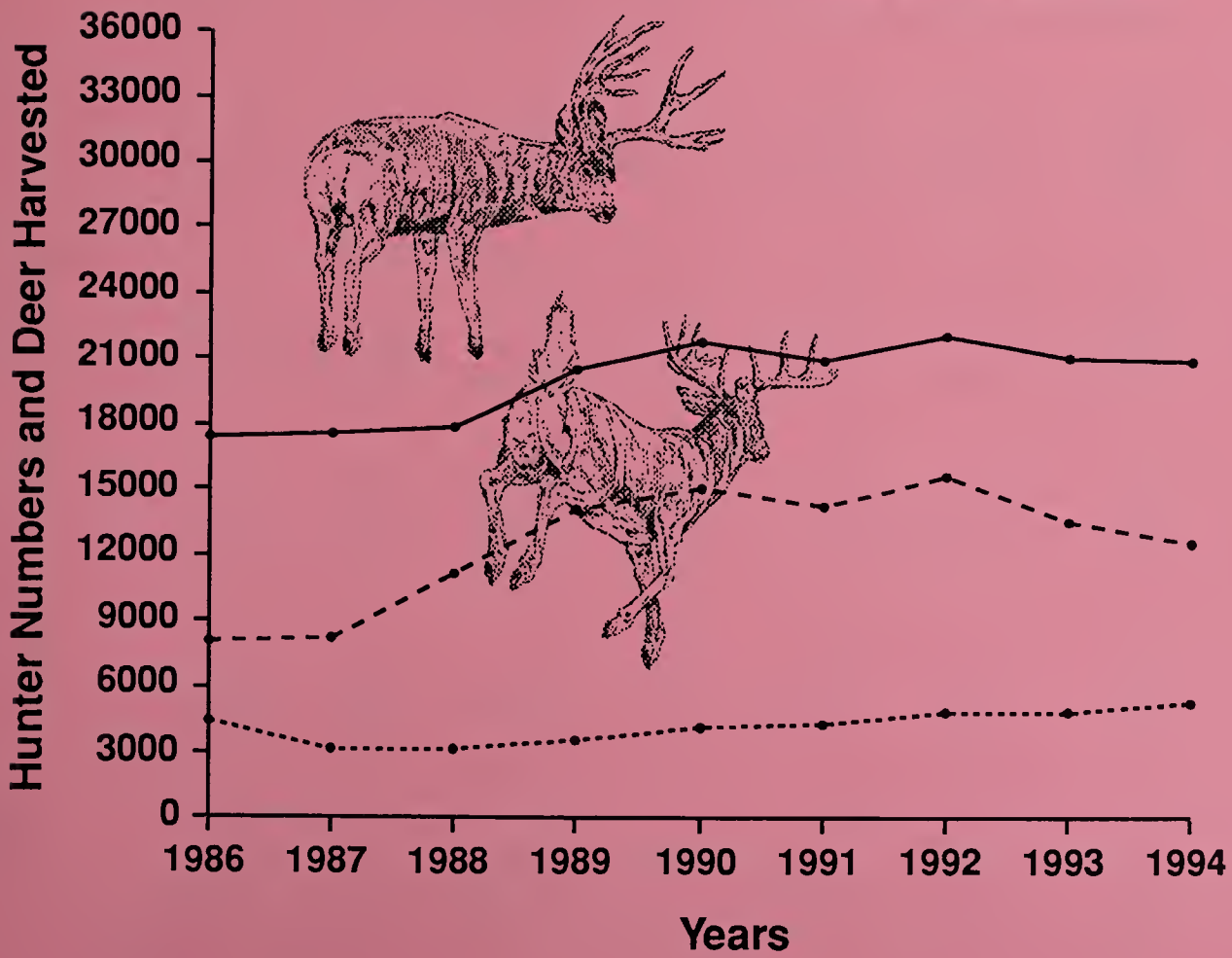
REGION 4 (CONTINUED)

FREQ	09/01	10/23	10/30	11/06	11/13	11/20	11/28	UNKWN	TOTAL
TOT%	TO	TO	TO	TO	TO	TO	TO		
ROW%	10/22	10/29	11/05	11/12	11/19	11/27	01/15		
COL%									
4 X -	0	0	0	0	0	1	0	0	1
	0.00	0.00	0.00	0.00	0.00	0.10	0.00	0.00	0.10
	0.00	0.00	0.00	0.00	0.00	100.00	0.00	0.00	100.00
	0.00	0.00	0.00	0.00	0.00	0.31	0.00	0.00	0.10
4 X 2	0	0	0	0	2	0	0	0	2
	0.00	0.00	0.00	0.00	0.19	0.00	0.00	0.00	0.19
	0.00	0.00	0.00	0.00	100.00	0.00	0.00	0.00	100.00
	0.00	0.00	0.00	0.00	0.99	0.00	0.00	0.00	0.19
4 X 3	2	6	4	5	9	13	1	0	40
	0.19	0.58	0.39	0.48	0.87	1.26	0.10	0.00	3.87
	5.00	15.00	10.00	12.50	22.50	32.50	2.50	0.00	100.00
	11.11	3.80	2.90	2.65	4.46	4.02	25.00	0.00	3.87
4 X 4	8	50	54	70	72	125	1	0	380
	0.77	4.84	5.22	6.77	6.96	12.09	0.10	0.00	36.75
	2.11	13.16	14.21	18.42	18.95	32.89	0.26	0.00	100.00
	44.44	31.65	39.13	37.04	35.64	38.70	25.00	0.00	36.75
5 X -	0	1	0	0	0	0	0	0	1
	0.00	0.10	0.00	0.00	0.00	0.00	0.00	0.00	0.10
	0.00	100.00	0.00	0.00	0.00	0.00	0.00	0.00	100.00
	0.00	0.63	0.00	0.00	0.00	0.00	0.00	0.00	0.10
5 X 1	0	0	0	0	0	2	0	0	2
	0.00	0.00	0.00	0.00	0.00	0.19	0.00	0.00	0.19
	0.00	0.00	0.00	0.00	0.00	100.00	0.00	0.00	100.00
	0.00	0.00	0.00	0.00	0.00	0.62	0.00	0.00	0.19
5 X 3	0	0	0	0	1	1	0	0	2
	0.00	0.00	0.00	0.00	0.10	0.10	0.00	0.00	0.19
	0.00	0.00	0.00	0.00	50.00	50.00	0.00	0.00	100.00
	0.00	0.00	0.00	0.00	0.50	0.31	0.00	0.00	0.19
5 X 4	1	10	9	14	9	24	1	0	68
	0.10	0.97	0.87	1.35	0.87	2.32	0.10	0.00	6.58
	1.47	14.71	13.24	20.59	13.24	35.29	1.47	0.00	100.00
	5.56	6.33	6.52	7.41	4.46	7.43	25.00	0.00	6.58
5 X 5	2	17	11	26	32	43	0	0	131
	0.19	1.64	1.06	2.51	3.09	4.16	0.00	0.00	12.67
	1.53	12.98	8.40	19.85	24.43	32.82	0.00	0.00	100.00
	11.11	10.76	7.97	13.76	15.84	13.31	0.00	0.00	12.67

REGIONS 5 • DEER



- Hunters
- White-tailed Deer Harvested
- - - Mule Deer Harvested





1994 WHITETAIL DEER ANTLER STATISTICS BY TIME PERIOD

DISTRICT 500

FREQ TOT% ROW% COL%	09/01 TO 10/22	10/23 TO 10/29	10/30 TO 11/05	11/06 TO 11/12	11/13 TO 11/19	11/20 TO 11/27	11/28 TO 01/15	UNKWN	TOTAL
ANTLSS	1 5.26 5.26 100.00	3 15.79 15.79 100.00	4 21.05 21.05 100.00	3 15.79 15.79 100.00	3 15.79 15.79 100.00	5 26.32 26.32 100.00	0 0.00 0.00 0.00	0 0.00 0.00 0.00	19 100.00 100.00 100.00
2 X 1	0 0.00 0.00 0.00	0 0.00 0.00 0.00	1 2.38 100.00 14.29	0 0.00 0.00 0.00	0 0.00 0.00 0.00	0 0.00 0.00 0.00	0 0.00 0.00 0.00	0 0.00 0.00 0.00	1 2.38 100.00 2.38
2 X 2	0 0.00 0.00 0.00	0 0.00 0.00 0.00	3 7.14 37.50 42.86	1 2.38 12.50 10.00	1 2.38 12.50 8.33	3 7.14 37.50 30.00	0 0.00 0.00 0.00	0 0.00 0.00 0.00	8 19.05 100.00 19.05
3 X 2	0 0.00 0.00 0.00	0 0.00 0.00 0.00	2 4.76 100.00 28.57	0 0.00 0.00 0.00	0 0.00 0.00 0.00	0 0.00 0.00 0.00	0 0.00 0.00 0.00	0 0.00 0.00 0.00	2 4.76 100.00 4.76
3 X 3	0 0.00 0.00 0.00	0 0.00 0.00 0.00	0 0.00 0.00 0.00	0 0.00 0.00 0.00	4 9.52 50.00 33.33	4 9.52 50.00 40.00	0 0.00 0.00 0.00	0 0.00 0.00 0.00	8 19.05 100.00 19.05
4 X 4	0 0.00 0.00 0.00	2 4.76 20.00 100.00	0 0.00 0.00 0.00	5 11.90 50.00 50.00	2 4.76 20.00 16.67	1 2.38 10.00 10.00	0 0.00 0.00 0.00	0 0.00 0.00 0.00	10 23.81 100.00 23.81
5 X 4	0 0.00 0.00 0.00	0 0.00 0.00 0.00	0 0.00 0.00 0.00	0 0.00 0.00 0.00	0 0.00 0.00 0.00	2 4.76 100.00 20.00	0 0.00 0.00 0.00	0 0.00 0.00 0.00	2 4.76 100.00 4.76
5 X 5	1 2.38 9.09 100.00	0 0.00 0.00 0.00	1 2.38 9.09 14.29	4 9.52 36.36 40.00	5 11.90 45.45 41.67	0 0.00 0.00 0.00	0 0.00 0.00 0.00	0 0.00 0.00 0.00	11 26.19 100.00 26.19
TOTAL ANTLRD	1 2.38 2.38 100.00	2 4.76 4.76 100.00	7 16.67 16.67 100.00	10 23.81 23.81 100.00	12 28.57 28.57 100.00	10 23.81 23.81 100.00	0 0.00 0.00 0.00	0 0.00 0.00 0.00	42 100.00 100.00 100.00

1994 WHITETAIL DEER ANTLER STATISTICS BY TIME PERIOD

DISTRICT 502

FREQ	09/01	10/23	10/30	11/06	11/13	11/20	11/28	UNKWN	TOTAL
TOT%	TO	TO	TO	TO	TO	TO	TO		
ROW%	10/22	10/29	11/05	11/12	11/19	11/27	01/15		
COL%									
ANTLSS	1	4	9	14	7	18	0	0	53
	1.89	7.55	16.98	26.42	13.21	33.96	0.00	0.00	100.00
	1.89	7.55	16.98	26.42	13.21	33.96	0.00	0.00	100.00
	100.00	100.00	100.00	100.00	100.00	100.00	0.00	0.00	100.00
1 X 1	0	1	0	0	1	2	0	0	4
	0.00	1.82	0.00	0.00	1.82	3.64	0.00	0.00	7.27
	0.00	25.00	0.00	0.00	25.00	50.00	0.00	0.00	100.00
	0.00	20.00	0.00	0.00	9.09	10.00	0.00	0.00	7.27
2 X 1	0	0	0	0	1	1	0	0	2
	0.00	0.00	0.00	0.00	1.82	1.82	0.00	0.00	3.64
	0.00	0.00	0.00	0.00	50.00	50.00	0.00	0.00	100.00
	0.00	0.00	0.00	0.00	9.09	5.00	0.00	0.00	3.64
2 X 2	2	0	1	2	3	3	0	0	11
	3.64	0.00	1.82	3.64	5.45	5.45	0.00	0.00	20.00
	18.18	0.00	9.09	18.18	27.27	27.27	0.00	0.00	100.00
	100.00	0.00	16.67	20.00	27.27	15.00	0.00	0.00	20.00
3 X 2	0	0	1	0	1	2	0	0	4
	0.00	0.00	1.82	0.00	1.82	3.64	0.00	0.00	7.27
	0.00	0.00	25.00	0.00	25.00	50.00	0.00	0.00	100.00
	0.00	0.00	16.67	0.00	9.09	10.00	0.00	0.00	7.27
3 X 3	0	1	1	0	0	1	0	0	3
	0.00	1.82	1.82	0.00	0.00	1.82	0.00	0.00	5.45
	0.00	33.33	33.33	0.00	0.00	33.33	0.00	0.00	100.00
	0.00	20.00	16.67	0.00	0.00	5.00	0.00	0.00	5.45
4 X 2	0	0	0	1	0	0	0	0	1
	0.00	0.00	0.00	1.82	0.00	0.00	0.00	0.00	1.82
	0.00	0.00	0.00	100.00	0.00	0.00	0.00	0.00	100.00
	0.00	0.00	0.00	10.00	0.00	0.00	0.00	0.00	1.82
4 X 3	0	0	0	0	0	1	0	0	1
	0.00	0.00	0.00	0.00	0.00	1.82	0.00	0.00	1.82
	0.00	0.00	0.00	0.00	0.00	100.00	0.00	0.00	100.00
	0.00	0.00	0.00	0.00	0.00	5.00	0.00	0.00	1.82
4 X 4	0	2	1	3	2	2	1	0	11
	0.00	3.64	1.82	5.45	3.64	3.64	1.82	0.00	20.00
	0.00	18.18	9.09	27.27	18.18	18.18	9.09	0.00	100.00
	0.00	40.00	16.67	30.00	18.18	10.00	100.00	0.00	20.00

1994 WHITETAIL DEER ANTLER STATISTICS BY TIME PERIOD

DISTRICT 502 (CONTINUED)

FREQ	09/01	10/23	10/30	11/06	11/13	11/20	11/28	UNKWN	TOTAL
TOT%	TO	TO	TO	TO	TO	TO	TO		
ROW%	10/22	10/29	11/05	11/12	11/19	11/27	01/15		
COL%									
5 X 3	0	0	0	0	0	2	0	0	2
	0.00	0.00	0.00	0.00	0.00	3.64	0.00	0.00	3.64
	0.00	0.00	0.00	0.00	0.00	100.00	0.00	0.00	100.00
	0.00	0.00	0.00	0.00	0.00	10.00	0.00	0.00	3.64
5 X 4	0	0	1	1	1	2	0	0	5
	0.00	0.00	1.82	1.82	1.82	3.64	0.00	0.00	9.09
	0.00	0.00	20.00	20.00	20.00	40.00	0.00	0.00	100.00
	0.00	0.00	16.67	10.00	9.09	10.00	0.00	0.00	9.09
5 X 5	0	1	0	2	1	4	0	0	8
	0.00	1.82	0.00	3.64	1.82	7.27	0.00	0.00	14.55
	0.00	12.50	0.00	25.00	12.50	50.00	0.00	0.00	100.00
	0.00	20.00	0.00	20.00	9.09	20.00	0.00	0.00	14.55
6 X 4	0	0	0	1	0	0	0	0	1
	0.00	0.00	0.00	1.82	0.00	0.00	0.00	0.00	1.82
	0.00	0.00	0.00	100.00	0.00	0.00	0.00	0.00	100.00
	0.00	0.00	0.00	10.00	0.00	0.00	0.00	0.00	1.82
6 X 5	0	0	1	0	1	0	0	0	2
	0.00	0.00	1.82	0.00	1.82	0.00	0.00	0.00	3.64
	0.00	0.00	50.00	0.00	50.00	0.00	0.00	0.00	100.00
	0.00	0.00	16.67	0.00	9.09	0.00	0.00	0.00	3.64
TOTAL	2	5	6	10	11	20	1	0	55
ANTLRD	3.64	9.09	10.91	18.18	20.00	36.36	1.82	0.00	100.00
	3.64	9.09	10.91	18.18	20.00	36.36	1.82	0.00	100.00
	100.00	100.00	100.00	100.00	100.00	100.00	100.00	0.00	100.00

1994 WHITETAIL DEER ANTLER STATISTICS BY TIME PERIOD

DISTRICT 510

FREQ	09/01	10/23	10/30	11/06	11/13	11/20	11/28	UNKWN	TOTAL
TOT%	TO	TO	TO	TO	TO	TO	TO		
ROW%	10/22	10/29	11/05	11/12	11/19	11/27	01/15		
COL%									
ANTLSS	0	2	0	3	0	3	0	0	8
	0.00	25.00	0.00	37.50	0.00	37.50	0.00	0.00	100.00
	0.00	25.00	0.00	37.50	0.00	37.50	0.00	0.00	100.00
	0.00	100.00	0.00	100.00	0.00	100.00	0.00	0.00	100.00
2 X 2	0	0	1	0	1	0	0	0	2
	0.00	0.00	16.67	0.00	16.67	0.00	0.00	0.00	33.33
	0.00	0.00	50.00	0.00	50.00	0.00	0.00	0.00	100.00
	0.00	0.00	33.33	0.00	100.00	0.00	0.00	0.00	33.33
3 X 3	0	0	1	0	0	0	0	0	1
	0.00	0.00	16.67	0.00	0.00	0.00	0.00	0.00	16.67
	0.00	0.00	100.00	0.00	0.00	0.00	0.00	0.00	100.00
	0.00	0.00	33.33	0.00	0.00	0.00	0.00	0.00	16.67
4 X 4	0	0	1	1	0	0	0	0	2
	0.00	0.00	16.67	16.67	0.00	0.00	0.00	0.00	33.33
	0.00	0.00	50.00	50.00	0.00	0.00	0.00	0.00	100.00
	0.00	0.00	33.33	100.00	0.00	0.00	0.00	0.00	33.33
5 X 4	0	0	0	0	0	1	0	0	1
	0.00	0.00	0.00	0.00	0.00	16.67	0.00	0.00	16.67
	0.00	0.00	0.00	0.00	0.00	100.00	0.00	0.00	100.00
	0.00	0.00	0.00	0.00	0.00	100.00	0.00	0.00	16.67
TOTAL	0	0	3	1	1	1	0	0	6
ANTLRD	0.00	0.00	50.00	16.67	16.67	16.67	0.00	0.00	100.00
	0.00	0.00	50.00	16.67	16.67	16.67	0.00	0.00	100.00
	0.00	0.00	100.00	100.00	100.00	100.00	0.00	0.00	100.00

1994 WHITETAIL DEER ANTLER STATISTICS BY TIME PERIOD

DISTRICT 511

FREQ TOT% ROW% COL%	09/01 TO 10/22	10/23 TO 10/29	10/30 TO 11/05	11/06 TO 11/12	11/13 TO 11/19	11/20 TO 11/27	11/28 TO 01/15	UNKWN	TOTAL
ANTLSS	2 5.56 5.56 100.00	5 13.89 13.89 100.00	6 16.67 16.67 100.00	8 22.22 22.22 100.00	7 19.44 19.44 100.00	8 22.22 22.22 100.00	0 0.00 0.00 0.00	0 0.00 0.00 0.00	36 100.00 100.00 100.00
1 X 1	0 0.00 0.00 0.00	1 2.22 50.00 10.00	0 0.00 0.00 0.00	0 0.00 0.00 0.00	0 0.00 0.00 0.00	1 2.22 50.00 5.56	0 0.00 0.00 0.00	0 0.00 0.00 0.00	2 4.44 100.00 4.44
2 X 2	0 0.00 0.00 0.00	1 2.22 14.29 10.00	0 0.00 0.00 0.00	1 2.22 14.29 25.00	2 4.44 28.57 25.00	3 6.67 42.86 16.67	0 0.00 0.00 0.00	0 0.00 0.00 0.00	7 15.56 100.00 15.56
3 X 3	0 0.00 0.00 0.00	3 6.67 42.86 30.00	1 2.22 14.29 25.00	0 0.00 0.00 0.00	1 2.22 14.29 12.50	2 4.44 28.57 11.11	0 0.00 0.00 0.00	0 0.00 0.00 0.00	7 15.56 100.00 15.56
4 X 3	0 0.00 0.00 0.00	1 2.22 100.00 10.00	0 0.00 0.00 0.00	0 0.00 0.00 0.00	0 0.00 0.00 0.00	0 0.00 0.00 0.00	0 0.00 0.00 0.00	0 0.00 0.00 0.00	1 2.22 100.00 2.22
4 X 4	0 0.00 0.00 0.00	3 6.67 15.79 30.00	2 4.44 10.53 50.00	1 2.22 5.26 25.00	3 6.67 15.79 37.50	9 20.00 47.37 50.00	0 0.00 0.00 0.00	1 2.22 5.26 100.00	19 42.22 100.00 42.22
5 X 5	0 0.00 0.00 0.00	1 2.22 12.50 10.00	0 0.00 0.00 0.00	2 4.44 25.00 50.00	2 4.44 25.00 25.00	3 6.67 37.50 16.67	0 0.00 0.00 0.00	0 0.00 0.00 0.00	8 17.78 100.00 17.78
6 X 5	0 0.00 0.00 0.00	0 0.00 0.00 0.00	1 2.22 100.00 25.00	0 0.00 0.00 0.00	0 0.00 0.00 0.00	0 0.00 0.00 0.00	0 0.00 0.00 0.00	0 0.00 0.00 0.00	1 2.22 100.00 2.22
TOTAL ANTLRD	0 0.00 0.00 0.00	10 22.22 22.22 100.00	4 8.89 8.89 100.00	4 8.89 8.89 100.00	8 17.78 17.78 100.00	18 40.00 40.00 100.00	0 0.00 0.00 0.00	1 2.22 2.22 100.00	45 100.00 100.00 100.00

1994 WHITETAIL DEER ANTLER STATISTICS BY TIME PERIOD

DISTRICT 520

FREQ	09/01	10/23	10/30	11/06	11/13	11/20	11/28	UNKWN	TOTAL
TOT%	TO	TO	TO	TO	TO	TO	TO		
ROW%	10/22	10/29	11/05	11/12	11/19	11/27	01/15		
COL%									
ANTLSS	1	15	13	12	13	17	0	0	71
	1.41	21.13	18.31	16.90	18.31	23.94	0.00	0.00	100.00
	1.41	21.13	18.31	16.90	18.31	23.94	0.00	0.00	100.00
	100.00	100.00	100.00	100.00	100.00	100.00	0.00	0.00	100.00
1 X 1	0	1	0	0	0	5	0	0	6
	0.00	1.20	0.00	0.00	0.00	6.02	0.00	0.00	7.23
	0.00	16.67	0.00	0.00	0.00	83.33	0.00	0.00	100.00
	0.00	33.33	0.00	0.00	0.00	16.67	0.00	0.00	7.23
2 X 1	0	0	0	0	0	1	0	0	1
	0.00	0.00	0.00	0.00	0.00	1.20	0.00	0.00	1.20
	0.00	0.00	0.00	0.00	0.00	100.00	0.00	0.00	100.00
	0.00	0.00	0.00	0.00	0.00	3.33	0.00	0.00	1.20
2 X 2	0	0	2	2	4	4	0	0	12
	0.00	0.00	2.41	2.41	4.82	4.82	0.00	0.00	14.46
	0.00	0.00	16.67	16.67	33.33	33.33	0.00	0.00	100.00
	0.00	0.00	14.29	16.67	19.05	13.33	0.00	0.00	14.46
3 X 2	1	0	2	0	0	1	0	0	4
	1.20	0.00	2.41	0.00	0.00	1.20	0.00	0.00	4.82
	25.00	0.00	50.00	0.00	0.00	25.00	0.00	0.00	100.00
	50.00	0.00	14.29	0.00	0.00	3.33	0.00	0.00	4.82
3 X 3	0	0	3	1	5	4	0	0	13
	0.00	0.00	3.61	1.20	6.02	4.82	0.00	0.00	15.66
	0.00	0.00	23.08	7.69	38.46	30.77	0.00	0.00	100.00
	0.00	0.00	21.43	8.33	23.81	13.33	0.00	0.00	15.66
4 X 3	0	0	2	2	1	0	0	0	5
	0.00	0.00	2.41	2.41	1.20	0.00	0.00	0.00	6.02
	0.00	0.00	40.00	40.00	20.00	0.00	0.00	0.00	100.00
	0.00	0.00	14.29	16.67	4.76	0.00	0.00	0.00	6.02
4 X 4	1	1	3	3	3	9	0	0	20
	1.20	1.20	3.61	3.61	3.61	10.84	0.00	0.00	24.10
	5.00	5.00	15.00	15.00	15.00	45.00	0.00	0.00	100.00
	50.00	33.33	21.43	25.00	14.29	30.00	0.00	0.00	24.10
5 X 1	0	0	0	0	0	1	0	0	1
	0.00	0.00	0.00	0.00	0.00	1.20	0.00	0.00	1.20
	0.00	0.00	0.00	0.00	0.00	100.00	0.00	0.00	100.00
	0.00	0.00	0.00	0.00	0.00	3.33	0.00	0.00	1.20

1994 WHITETAIL DEER ANTLER STATISTICS BY TIME PERIOD

DISTRICT 520 (CONTINUED)

FREQ	09/01	10/23	10/30	11/06	11/13	11/20	11/28	UNKWN	TOTAL
TOT%	TO	TO	TO	TO	TO	TO	TO		
ROW%	10/22	10/29	11/05	11/12	11/19	11/27	01/15		
COL%									
5 X 4	0	0	0	1	0	1	0	0	2
	0.00	0.00	0.00	1.20	0.00	1.20	0.00	0.00	2.41
	0.00	0.00	0.00	50.00	0.00	50.00	0.00	0.00	100.00
	0.00	0.00	0.00	8.33	0.00	3.33	0.00	0.00	2.41
5 X 5	0	0	2	2	6	3	0	0	13
	0.00	0.00	2.41	2.41	7.23	3.61	0.00	0.00	15.66
	0.00	0.00	15.38	15.38	46.15	23.08	0.00	0.00	100.00
	0.00	0.00	14.29	16.67	28.57	10.00	0.00	0.00	15.66
6 X -	0	0	0	0	0	0	0	1	1
	0.00	0.00	0.00	0.00	0.00	0.00	0.00	1.20	1.20
	0.00	0.00	0.00	0.00	0.00	0.00	0.00	100.00	100.00
	0.00	0.00	0.00	0.00	0.00	0.00	0.00	100.00	1.20
6 X 5	0	1	0	1	1	0	0	0	3
	0.00	1.20	0.00	1.20	1.20	0.00	0.00	0.00	3.61
	0.00	33.33	0.00	33.33	33.33	0.00	0.00	0.00	100.00
	0.00	33.33	0.00	8.33	4.76	0.00	0.00	0.00	3.61
6 X 6	0	0	0	0	1	1	0	0	2
	0.00	0.00	0.00	0.00	1.20	1.20	0.00	0.00	2.41
	0.00	0.00	0.00	0.00	50.00	50.00	0.00	0.00	100.00
	0.00	0.00	0.00	0.00	4.76	3.33	0.00	0.00	2.41
TOTAL	2	3	14	12	21	30	0	1	83
ANTLRD	2.41	3.61	16.87	14.46	25.30	36.14	0.00	1.20	100.00
	2.41	3.61	16.87	14.46	25.30	36.14	0.00	1.20	100.00
	100.00	100.00	100.00	100.00	100.00	100.00	0.00	100.00	100.00

1994 WHITETAIL DEER ANTLER STATISTICS BY TIME PERIOD

DISTRICT 530

FREQ	09/01	10/23	10/30	11/06	11/13	11/20	11/28	UNKWN	TOTAL
TOT%	TO	TO	TO	TO	TO	TO	TO		
ROW%	10/22	10/29	11/05	11/12	11/19	11/27	01/15		
COL%									
ANTLSS	0	7	3	10	3	7	1	0	31
	0.00	22.58	9.68	32.26	9.68	22.58	3.23	0.00	100.00
	0.00	22.58	9.68	32.26	9.68	22.58	3.23	0.00	100.00
	0.00	100.00	100.00	100.00	100.00	100.00	100.00	0.00	100.00
1 X 1	0	0	0	1	0	1	0	0	2
	0.00	0.00	0.00	2.86	0.00	2.86	0.00	0.00	5.71
	0.00	0.00	0.00	50.00	0.00	50.00	0.00	0.00	100.00
	0.00	0.00	0.00	11.11	0.00	5.88	0.00	0.00	5.71
2 X 2	0	0	1	2	0	1	0	0	4
	0.00	0.00	2.86	5.71	0.00	2.86	0.00	0.00	11.43
	0.00	0.00	25.00	50.00	0.00	25.00	0.00	0.00	100.00
	0.00	0.00	33.33	22.22	0.00	5.88	0.00	0.00	11.43
3 X 3	0	1	0	1	1	2	0	0	5
	0.00	2.86	0.00	2.86	2.86	5.71	0.00	0.00	14.29
	0.00	20.00	0.00	20.00	20.00	40.00	0.00	0.00	100.00
	0.00	50.00	0.00	11.11	33.33	11.76	0.00	0.00	14.29
4 X 3	0	1	1	1	0	1	0	0	4
	0.00	2.86	2.86	2.86	0.00	2.86	0.00	0.00	11.43
	0.00	25.00	25.00	25.00	0.00	25.00	0.00	0.00	100.00
	0.00	50.00	33.33	11.11	0.00	5.88	0.00	0.00	11.43
4 X 4	0	0	1	3	2	6	0	0	12
	0.00	0.00	2.86	8.57	5.71	17.14	0.00	0.00	34.29
	0.00	0.00	8.33	25.00	16.67	50.00	0.00	0.00	100.00
	0.00	0.00	33.33	33.33	66.67	35.29	0.00	0.00	34.29
5 X 4	0	0	0	1	0	2	0	0	3
	0.00	0.00	0.00	2.86	0.00	5.71	0.00	0.00	8.57
	0.00	0.00	0.00	33.33	0.00	66.67	0.00	0.00	100.00
	0.00	0.00	0.00	11.11	0.00	11.76	0.00	0.00	8.57
5 X 5	0	0	0	0	0	2	0	0	2
	0.00	0.00	0.00	0.00	0.00	5.71	0.00	0.00	5.71
	0.00	0.00	0.00	0.00	0.00	100.00	0.00	0.00	100.00
	0.00	0.00	0.00	0.00	0.00	11.76	0.00	0.00	5.71
6 X 5	0	0	0	0	0	1	0	0	1
	0.00	0.00	0.00	0.00	0.00	2.86	0.00	0.00	2.86
	0.00	0.00	0.00	0.00	0.00	100.00	0.00	0.00	100.00
	0.00	0.00	0.00	0.00	0.00	5.88	0.00	0.00	2.86

1994 WHITETAIL DEER ANTLER STATISTICS BY TIME PERIOD

DISTRICT 530 (CONTINUED)

FREQ	09/01	10/23	10/30	11/06	11/13	11/20	11/28	UNKWN	TOTAL
TOT%	TO	TO	TO	TO	TO	TO	TO		
ROW%	10/22	10/29	11/05	11/12	11/19	11/27	01/15		
COL%									
7 X 5	1	0	0	0	0	0	0	0	1
	2.86	0.00	0.00	0.00	0.00	0.00	0.00	0.00	2.86
	100.00	0.00	0.00	0.00	0.00	0.00	0.00	0.00	100.00
	100.00	0.00	0.00	0.00	0.00	0.00	0.00	0.00	2.86
7 X 6	0	0	0	0	0	1	0	0	1
	0.00	0.00	0.00	0.00	0.00	2.86	0.00	0.00	2.86
	0.00	0.00	0.00	0.00	0.00	100.00	0.00	0.00	100.00
	0.00	0.00	0.00	0.00	0.00	5.88	0.00	0.00	2.86
TOTAL	1	2	3	9	3	17	0	0	35
ANTLRD	2.86	5.71	8.57	25.71	8.57	48.57	0.00	0.00	100.00
	2.86	5.71	8.57	25.71	8.57	48.57	0.00	0.00	100.00
	100.00	100.00	100.00	100.00	100.00	100.00	0.00	0.00	100.00

1994 WHITETAIL DEER ANTLER STATISTICS BY TIME PERIOD

DISTRICT 540

FREQ	09/01	10/23	10/30	11/06	11/13	11/20	11/28	UNKWN	TOTAL
TOT%	TO	TO	TO	TO	TO	TO	TO		
ROW%	10/22	10/29	11/05	11/12	11/19	11/27	01/15		
COL%									
ANTLSS	1	5	1	6	4	6	0	0	23
	4.35	21.74	4.35	26.09	17.39	26.09	0.00	0.00	100.00
	4.35	21.74	4.35	26.09	17.39	26.09	0.00	0.00	100.00
	100.00	100.00	100.00	100.00	100.00	100.00	0.00	0.00	100.00
1 X 1	0	3	0	0	1	1	0	0	5
	0.00	8.82	0.00	0.00	2.94	2.94	0.00	0.00	14.71
	0.00	60.00	0.00	0.00	20.00	20.00	0.00	0.00	100.00
	0.00	50.00	0.00	0.00	11.11	14.29	0.00	0.00	14.71
2 X 2	0	0	0	1	1	2	0	0	4
	0.00	0.00	0.00	2.94	2.94	5.88	0.00	0.00	11.76
	0.00	0.00	0.00	25.00	25.00	50.00	0.00	0.00	100.00
	0.00	0.00	0.00	16.67	11.11	28.57	0.00	0.00	11.76
3 X 3	1	1	2	0	2	0	0	0	6
	2.94	2.94	5.88	0.00	5.88	0.00	0.00	0.00	17.65
	16.67	16.67	33.33	0.00	33.33	0.00	0.00	0.00	100.00
	50.00	16.67	50.00	0.00	22.22	0.00	0.00	0.00	17.65
4 X 4	1	1	1	2	2	2	0	0	9
	2.94	2.94	2.94	5.88	5.88	5.88	0.00	0.00	26.47
	11.11	11.11	11.11	22.22	22.22	22.22	0.00	0.00	100.00
	50.00	16.67	25.00	33.33	22.22	28.57	0.00	0.00	26.47
5 X 4	0	1	0	0	2	0	0	0	3
	0.00	2.94	0.00	0.00	5.88	0.00	0.00	0.00	8.82
	0.00	33.33	0.00	0.00	66.67	0.00	0.00	0.00	100.00
	0.00	16.67	0.00	0.00	22.22	0.00	0.00	0.00	8.82
5 X 5	0	0	1	3	1	2	0	0	7
	0.00	0.00	2.94	8.82	2.94	5.88	0.00	0.00	20.59
	0.00	0.00	14.29	42.86	14.29	28.57	0.00	0.00	100.00
	0.00	0.00	25.00	50.00	11.11	28.57	0.00	0.00	20.59
TOTAL	2	6	4	6	9	7	0	0	34
ANTLRD	5.88	17.65	11.76	17.65	26.47	20.59	0.00	0.00	100.00
	5.88	17.65	11.76	17.65	26.47	20.59	0.00	0.00	100.00
	100.00	100.00	100.00	100.00	100.00	100.00	0.00	0.00	100.00

1994 WHITETAIL DEER ANTLER STATISTICS BY TIME PERIOD

DISTRICT 560

FREQ TOT% ROW% COL%	09/01 TO 10/22	10/23 TO 10/29	10/30 TO 11/05	11/06 TO 11/12	11/13 TO 11/19	11/20 TO 11/27	11/28 TO 01/15	UNKWN	TOTAL
ANTLSS	0	6	7	6	6	14	1	1	41
	0.00	14.63	17.07	14.63	14.63	34.15	2.44	2.44	100.00
	0.00	14.63	17.07	14.63	14.63	34.15	2.44	2.44	100.00
	0.00	100.00	100.00	100.00	100.00	100.00	100.00	100.00	100.00
1 X 1	0	1	0	0	1	0	0	0	2
	0.00	2.86	0.00	0.00	2.86	0.00	0.00	0.00	5.71
	0.00	50.00	0.00	0.00	50.00	0.00	0.00	0.00	100.00
	0.00	50.00	0.00	0.00	14.29	0.00	0.00	0.00	5.71
2 X 2	0	0	0	0	1	2	0	0	3
	0.00	0.00	0.00	0.00	2.86	5.71	0.00	0.00	8.57
	0.00	0.00	0.00	0.00	33.33	66.67	0.00	0.00	100.00
	0.00	0.00	0.00	0.00	14.29	13.33	0.00	0.00	8.57
3 X 2	0	0	0	1	1	1	0	0	3
	0.00	0.00	0.00	2.86	2.86	2.86	0.00	0.00	8.57
	0.00	0.00	0.00	33.33	33.33	33.33	0.00	0.00	100.00
	0.00	0.00	0.00	25.00	14.29	6.67	0.00	0.00	8.57
3 X 3	1	0	0	1	1	2	0	0	5
	2.86	0.00	0.00	2.86	2.86	5.71	0.00	0.00	14.29
	20.00	0.00	0.00	20.00	20.00	40.00	0.00	0.00	100.00
	50.00	0.00	0.00	25.00	14.29	13.33	0.00	0.00	14.29
4 X 3	0	0	0	0	0	1	0	0	1
	0.00	0.00	0.00	0.00	0.00	2.86	0.00	0.00	2.86
	0.00	0.00	0.00	0.00	0.00	100.00	0.00	0.00	100.00
	0.00	0.00	0.00	0.00	0.00	6.67	0.00	0.00	2.86
4 X 4	0	1	3	1	3	7	0	1	16
	0.00	2.86	8.57	2.86	8.57	20.00	0.00	2.86	45.71
	0.00	6.25	18.75	6.25	18.75	43.75	0.00	6.25	100.00
	0.00	50.00	75.00	25.00	42.86	46.67	0.00	100.00	45.71
5 X 4	0	0	0	1	0	0	0	0	1
	0.00	0.00	0.00	2.86	0.00	0.00	0.00	0.00	2.86
	0.00	0.00	0.00	100.00	0.00	0.00	0.00	0.00	100.00
	0.00	0.00	0.00	25.00	0.00	0.00	0.00	0.00	2.86
5 X 5	0	0	1	0	0	2	0	0	3
	0.00	0.00	2.86	0.00	0.00	5.71	0.00	0.00	8.57
	0.00	0.00	33.33	0.00	0.00	66.67	0.00	0.00	100.00
	0.00	0.00	25.00	0.00	0.00	13.33	0.00	0.00	8.57

1994 WHITETAIL DEER ANTLER STATISTICS BY TIME PERIOD

DISTRICT 560 (CONTINUED)

FREQ	09/01	10/23	10/30	11/06	11/13	11/20	11/28	UNKWN	TOTAL
TOT%	TO	TO	TO	TO	TO	TO	TO		
ROW%	10/22	10/29	11/05	11/12	11/19	11/27	01/15		
COL%									
8 X 6	1	0	0	0	0	0	0	0	1
	2.86	0.00	0.00	0.00	0.00	0.00	0.00	0.00	2.86
	100.00	0.00	0.00	0.00	0.00	0.00	0.00	0.00	100.00
	50.00	0.00	0.00	0.00	0.00	0.00	0.00	0.00	2.86
TOTAL	2	2	4	4	7	15	0	1	35
ANTLRD	5.71	5.71	11.43	11.43	20.00	42.86	0.00	2.86	100.00
	5.71	5.71	11.43	11.43	20.00	42.86	0.00	2.86	100.00
	100.00	100.00	100.00	100.00	100.00	100.00	0.00	100.00	100.00

1994 WHITETAIL DEER ANTLER STATISTICS BY TIME PERIOD

DISTRICT 570

FREQ	09/01	10/23	10/30	11/06	11/13	11/20	11/28	UNKWN	TOTAL
TOT%	TO	TO	TO	TO	TO	TO	TO		
ROW%	10/22	10/29	11/05	11/12	11/19	11/27	01/15		
COL%									
ANTLSS	8	14	10	17	12	25	0	0	86
	9.30	16.28	11.63	19.77	13.95	29.07	0.00	0.00	100.00
	9.30	16.28	11.63	19.77	13.95	29.07	0.00	0.00	100.00
	100.00	100.00	100.00	100.00	100.00	100.00	0.00	0.00	100.00
1 X 1	0	2	1	1	3	0	0	0	7
	0.00	2.11	1.05	1.05	3.16	0.00	0.00	0.00	7.37
	0.00	28.57	14.29	14.29	42.86	0.00	0.00	0.00	100.00
	0.00	13.33	7.69	4.00	15.79	0.00	0.00	0.00	7.37
2 X 2	0	2	3	2	3	1	0	0	11
	0.00	2.11	3.16	2.11	3.16	1.05	0.00	0.00	11.58
	0.00	18.18	27.27	18.18	27.27	9.09	0.00	0.00	100.00
	0.00	13.33	23.08	8.00	15.79	5.26	0.00	0.00	11.58
3 X 2	0	0	0	0	1	0	0	0	1
	0.00	0.00	0.00	0.00	1.05	0.00	0.00	0.00	1.05
	0.00	0.00	0.00	0.00	100.00	0.00	0.00	0.00	100.00
	0.00	0.00	0.00	0.00	5.26	0.00	0.00	0.00	1.05
3 X 3	0	0	3	4	4	1	0	0	12
	0.00	0.00	3.16	4.21	4.21	1.05	0.00	0.00	12.63
	0.00	0.00	25.00	33.33	33.33	8.33	0.00	0.00	100.00
	0.00	0.00	23.08	16.00	21.05	5.26	0.00	0.00	12.63
4 X 3	0	1	1	1	1	0	0	0	4
	0.00	1.05	1.05	1.05	1.05	0.00	0.00	0.00	4.21
	0.00	25.00	25.00	25.00	25.00	0.00	0.00	0.00	100.00
	0.00	6.67	7.69	4.00	5.26	0.00	0.00	0.00	4.21
4 X 4	1	5	3	11	5	9	0	0	34
	1.05	5.26	3.16	11.58	5.26	9.47	0.00	0.00	35.79
	2.94	14.71	8.82	32.35	14.71	26.47	0.00	0.00	100.00
	25.00	33.33	23.08	44.00	26.32	47.37	0.00	0.00	35.79
5 X 4	1	1	0	2	0	1	0	0	5
	1.05	1.05	0.00	2.11	0.00	1.05	0.00	0.00	5.26
	20.00	20.00	0.00	40.00	0.00	20.00	0.00	0.00	100.00
	25.00	6.67	0.00	8.00	0.00	5.26	0.00	0.00	5.26
5 X 5	1	4	1	3	2	4	0	0	15
	1.05	4.21	1.05	3.16	2.11	4.21	0.00	0.00	15.79
	6.67	26.67	6.67	20.00	13.33	26.67	0.00	0.00	100.00
	25.00	26.67	7.69	12.00	10.53	21.05	0.00	0.00	15.79

1994 WHITETAIL DEER ANTLER STATISTICS BY TIME PERIOD

DISTRICT 570 (CONTINUED)

FREQ	09/01	10/23	10/30	11/06	11/13	11/20	11/28	UNKWN	TOTAL
TOT%	TO	TO	TO	TO	TO	TO	TO		
ROW%	10/22	10/29	11/05	11/12	11/19	11/27	01/15		
COL%									
6 X 5	0	0	1	1	0	2	0	0	4
	0.00	0.00	1.05	1.05	0.00	2.11	0.00	0.00	4.21
	0.00	0.00	25.00	25.00	0.00	50.00	0.00	0.00	100.00
	0.00	0.00	7.69	4.00	0.00	10.53	0.00	0.00	4.21
6 X 6	1	0	0	0	0	0	0	0	1
	1.05	0.00	0.00	0.00	0.00	0.00	0.00	0.00	1.05
	100.00	0.00	0.00	0.00	0.00	0.00	0.00	0.00	100.00
	25.00	0.00	0.00	0.00	0.00	0.00	0.00	0.00	1.05
8 X 7	0	0	0	0	0	1	0	0	1
	0.00	0.00	0.00	0.00	0.00	1.05	0.00	0.00	1.05
	0.00	0.00	0.00	0.00	0.00	100.00	0.00	0.00	100.00
	0.00	0.00	0.00	0.00	0.00	5.26	0.00	0.00	1.05
TOTAL	4	15	13	25	19	19	0	0	95
ANTLRD	4.21	15.79	13.68	26.32	20.00	20.00	0.00	0.00	100.00
	4.21	15.79	13.68	26.32	20.00	20.00	0.00	0.00	100.00
	100.00	100.00	100.00	100.00	100.00	100.00	0.00	0.00	100.00

1994 WHITETAIL DEER ANTLER STATISTICS BY TIME PERIOD

DISTRICT 575

FREQ TOT% ROW% COL%	09/01 TO 10/22	10/23 TO 10/29	10/30 TO 11/05	11/06 TO 11/12	11/13 TO 11/19	11/20 TO 11/27	11/28 TO 01/15	UNKWN	TOTAL
ANTLSS	2	16	13	20	32	39	0	0	122
	1.64	13.11	10.66	16.39	26.23	31.97	0.00	0.00	100.00
	1.64	13.11	10.66	16.39	26.23	31.97	0.00	0.00	100.00
	100.00	100.00	100.00	100.00	100.00	100.00	0.00	0.00	100.00
1 X 1	0	0	1	0	1	2	0	0	4
	0.00	0.00	1.11	0.00	1.11	2.22	0.00	0.00	4.44
	0.00	0.00	25.00	0.00	25.00	50.00	0.00	0.00	100.00
	0.00	0.00	5.88	0.00	5.26	7.69	0.00	0.00	4.44
2 X 1	0	0	1	0	0	0	0	0	1
	0.00	0.00	1.11	0.00	0.00	0.00	0.00	0.00	1.11
	0.00	0.00	100.00	0.00	0.00	0.00	0.00	0.00	100.00
	0.00	0.00	5.88	0.00	0.00	0.00	0.00	0.00	1.11
2 X 2	0	4	2	3	2	7	0	1	19
	0.00	4.44	2.22	3.33	2.22	7.78	0.00	1.11	21.11
	0.00	21.05	10.53	15.79	10.53	36.84	0.00	5.26	100.00
	0.00	40.00	11.76	17.65	10.53	26.92	0.00	100.00	21.11
3 X -	0	0	0	0	1	0	0	0	1
	0.00	0.00	0.00	0.00	1.11	0.00	0.00	0.00	1.11
	0.00	0.00	0.00	0.00	100.00	0.00	0.00	0.00	100.00
	0.00	0.00	0.00	0.00	5.26	0.00	0.00	0.00	1.11
3 X 3	0	0	4	4	5	6	0	0	19
	0.00	0.00	4.44	4.44	5.56	6.67	0.00	0.00	21.11
	0.00	0.00	21.05	21.05	26.32	31.58	0.00	0.00	100.00
	0.00	0.00	23.53	23.53	26.32	23.08	0.00	0.00	21.11
4 X 2	0	0	1	0	1	0	0	0	2
	0.00	0.00	1.11	0.00	1.11	0.00	0.00	0.00	2.22
	0.00	0.00	50.00	0.00	50.00	0.00	0.00	0.00	100.00
	0.00	0.00	5.88	0.00	5.26	0.00	0.00	0.00	2.22
4 X 3	0	0	1	1	1	1	0	0	4
	0.00	0.00	1.11	1.11	1.11	1.11	0.00	0.00	4.44
	0.00	0.00	25.00	25.00	25.00	25.00	0.00	0.00	100.00
	0.00	0.00	5.88	5.88	5.26	3.85	0.00	0.00	4.44
4 X 4	0	3	6	8	6	6	0	0	29
	0.00	3.33	6.67	8.89	6.67	6.67	0.00	0.00	32.22
	0.00	10.34	20.69	27.59	20.69	20.69	0.00	0.00	100.00
	0.00	30.00	35.29	47.06	31.58	23.08	0.00	0.00	32.22

1994 WHITETAIL DEER ANTLER STATISTICS BY TIME PERIOD

DISTRICT 575 (CONTINUED)

FREQ	09/01	10/23	10/30	11/06	11/13	11/20	11/28	UNKWN	TOTAL
TOT%	TO	TO	TO	TO	TO	TO	TO		
ROW%	10/22	10/29	11/05	11/12	11/19	11/27	01/15		
COL%									
5 X 4	0	1	0	0	1	1	0	0	3
	0.00	1.11	0.00	0.00	1.11	1.11	0.00	0.00	3.33
	0.00	33.33	0.00	0.00	33.33	33.33	0.00	0.00	100.00
	0.00	10.00	0.00	0.00	5.26	3.85	0.00	0.00	3.33
5 X 5	0	2	1	1	0	2	0	0	6
	0.00	2.22	1.11	1.11	0.00	2.22	0.00	0.00	6.67
	0.00	33.33	16.67	16.67	0.00	33.33	0.00	0.00	100.00
	0.00	20.00	5.88	5.88	0.00	7.69	0.00	0.00	6.67
6 X 5	0	0	0	0	0	1	0	0	1
	0.00	0.00	0.00	0.00	0.00	1.11	0.00	0.00	1.11
	0.00	0.00	0.00	0.00	0.00	100.00	0.00	0.00	100.00
	0.00	0.00	0.00	0.00	0.00	3.85	0.00	0.00	1.11
6 X 6	0	0	0	0	1	0	0	0	1
	0.00	0.00	0.00	0.00	1.11	0.00	0.00	0.00	1.11
	0.00	0.00	0.00	0.00	100.00	0.00	0.00	0.00	100.00
	0.00	0.00	0.00	0.00	5.26	0.00	0.00	0.00	1.11
TOTAL	0	10	17	17	19	26	0	1	90
ANTLRD	0.00	11.11	18.89	18.89	21.11	28.89	0.00	1.11	100.00
	0.00	11.11	18.89	18.89	21.11	28.89	0.00	1.11	100.00
	0.00	100.00	100.00	100.00	100.00	100.00	0.00	100.00	100.00

1994 WHITETAIL DEER ANTLER STATISTICS BY TIME PERIOD

DISTRICT 580

FREQ	09/01	10/23	10/30	11/06	11/13	11/20	11/28	UNKWN	TOTAL
TOT%	TO	TO	TO	TO	TO	TO	TO		
ROW%	10/22	10/29	11/05	11/12	11/19	11/27	01/15		
COL%									
ANTLSS	6	15	15	13	20	20	0	0	89
	6.74	16.85	16.85	14.61	22.47	22.47	0.00	0.00	100.00
	6.74	16.85	16.85	14.61	22.47	22.47	0.00	0.00	100.00
	100.00	100.00	100.00	100.00	100.00	100.00	0.00	0.00	100.00
1 X 1	0	0	0	1	0	1	0	0	2
	0.00	0.00	0.00	0.86	0.00	0.86	0.00	0.00	1.72
	0.00	0.00	0.00	50.00	0.00	50.00	0.00	0.00	100.00
	0.00	0.00	0.00	3.70	0.00	2.50	0.00	0.00	1.72
2 X 1	0	0	0	1	0	0	0	0	1
	0.00	0.00	0.00	0.86	0.00	0.00	0.00	0.00	0.86
	0.00	0.00	0.00	100.00	0.00	0.00	0.00	0.00	100.00
	0.00	0.00	0.00	3.70	0.00	0.00	0.00	0.00	0.86
2 X 2	0	1	1	0	4	0	0	0	6
	0.00	0.86	0.86	0.00	3.45	0.00	0.00	0.00	5.17
	0.00	16.67	16.67	0.00	66.67	0.00	0.00	0.00	100.00
	0.00	8.33	12.50	0.00	13.79	0.00	0.00	0.00	5.17
3 X 1	0	1	0	0	0	0	0	0	1
	0.00	0.86	0.00	0.00	0.00	0.00	0.00	0.00	0.86
	0.00	100.00	0.00	0.00	0.00	0.00	0.00	0.00	100.00
	0.00	8.33	0.00	0.00	0.00	0.00	0.00	0.00	0.86
3 X 2	0	0	0	1	1	0	0	0	2
	0.00	0.00	0.00	0.86	0.86	0.00	0.00	0.00	1.72
	0.00	0.00	0.00	50.00	50.00	0.00	0.00	0.00	100.00
	0.00	0.00	0.00	3.70	3.45	0.00	0.00	0.00	1.72
3 X 3	0	0	1	2	2	5	0	0	10
	0.00	0.00	0.86	1.72	1.72	4.31	0.00	0.00	8.62
	0.00	0.00	10.00	20.00	20.00	50.00	0.00	0.00	100.00
	0.00	0.00	12.50	7.41	6.90	12.50	0.00	0.00	8.62
4 X -	0	0	0	1	0	0	0	0	1
	0.00	0.00	0.00	0.86	0.00	0.00	0.00	0.00	0.86
	0.00	0.00	0.00	100.00	0.00	0.00	0.00	0.00	100.00
	0.00	0.00	0.00	3.70	0.00	0.00	0.00	0.00	0.86
4 X 3	0	1	0	2	2	0	0	0	5
	0.00	0.86	0.00	1.72	1.72	0.00	0.00	0.00	4.31
	0.00	20.00	0.00	40.00	40.00	0.00	0.00	0.00	100.00
	0.00	8.33	0.00	7.41	6.90	0.00	0.00	0.00	4.31

1994 WHITETAIL DEER ANTLER STATISTICS BY TIME PERIOD

DISTRICT 580 (CONTINUED)

FREQ	09/01	10/23	10/30	11/06	11/13	11/20	11/28	UNKWN	TOTAL
TOT%	TO	TO	TO	TO	TO	TO	TO		
ROW%	10/22	10/29	11/05	11/12	11/19	11/27	01/15		
COL%									
4 X 4	0	5	4	13	10	17	0	0	49
	0.00	4.31	3.45	11.21	8.62	14.66	0.00	0.00	42.24
	0.00	10.20	8.16	26.53	20.41	34.69	0.00	0.00	100.00
	0.00	41.67	50.00	48.15	34.48	42.50	0.00	0.00	42.24
5 X 4	0	0	0	0	0	4	0	0	4
	0.00	0.00	0.00	0.00	0.00	3.45	0.00	0.00	3.45
	0.00	0.00	0.00	0.00	0.00	100.00	0.00	0.00	100.00
	0.00	0.00	0.00	0.00	0.00	10.00	0.00	0.00	3.45
5 X 5	0	1	0	6	9	7	0	0	23
	0.00	0.86	0.00	5.17	7.76	6.03	0.00	0.00	19.83
	0.00	4.35	0.00	26.09	39.13	30.43	0.00	0.00	100.00
	0.00	8.33	0.00	22.22	31.03	17.50	0.00	0.00	19.83
6 X 4	0	1	0	0	0	1	0	0	2
	0.00	0.86	0.00	0.00	0.00	0.86	0.00	0.00	1.72
	0.00	50.00	0.00	0.00	0.00	50.00	0.00	0.00	100.00
	0.00	8.33	0.00	0.00	0.00	2.50	0.00	0.00	1.72
6 X 5	0	0	0	0	1	3	0	0	4
	0.00	0.00	0.00	0.00	0.86	2.59	0.00	0.00	3.45
	0.00	0.00	0.00	0.00	25.00	75.00	0.00	0.00	100.00
	0.00	0.00	0.00	0.00	3.45	7.50	0.00	0.00	3.45
6 X 6	0	2	1	0	0	2	0	0	5
	0.00	1.72	0.86	0.00	0.00	1.72	0.00	0.00	4.31
	0.00	40.00	20.00	0.00	0.00	40.00	0.00	0.00	100.00
	0.00	16.67	12.50	0.00	0.00	5.00	0.00	0.00	4.31
7 X 5	0	0	1	0	0	0	0	0	1
	0.00	0.00	0.86	0.00	0.00	0.00	0.00	0.00	0.86
	0.00	0.00	100.00	0.00	0.00	0.00	0.00	0.00	100.00
	0.00	0.00	12.50	0.00	0.00	0.00	0.00	0.00	0.86
TOTAL ANTLRD	0	12	8	27	29	40	0	0	116
	0.00	10.34	6.90	23.28	25.00	34.48	0.00	0.00	100.00
	0.00	10.34	6.90	23.28	25.00	34.48	0.00	0.00	100.00
	0.00	100.00	100.00	100.00	100.00	100.00	0.00	0.00	100.00

1994 WHITETAIL DEER ANTLER STATISTICS BY TIME PERIOD

DISTRICT 590

FREQ	09/01	10/23	10/30	11/06	11/13	11/20	11/28	UNKWN	TOTAL
TOT%	TO	TO	TO	TO	TO	TO	TO		
ROW%	10/22	10/29	11/05	11/12	11/19	11/27	01/15		
COL%									
ANTLSS	3	5	10	12	15	24	0	2	71
	4.23	7.04	14.08	16.90	21.13	33.80	0.00	2.82	100.00
	4.23	7.04	14.08	16.90	21.13	33.80	0.00	2.82	100.00
	100.00	100.00	100.00	100.00	100.00	100.00	0.00	100.00	100.00
1 X 1	0	1	0	2	0	3	0	0	6
	0.00	0.80	0.00	1.60	0.00	2.40	0.00	0.00	4.80
	0.00	16.67	0.00	33.33	0.00	50.00	0.00	0.00	100.00
	0.00	9.09	0.00	8.70	0.00	5.77	0.00	0.00	4.80
2 X 2	0	2	2	2	5	3	0	0	14
	0.00	1.60	1.60	1.60	4.00	2.40	0.00	0.00	11.20
	0.00	14.29	14.29	14.29	35.71	21.43	0.00	0.00	100.00
	0.00	18.18	16.67	8.70	20.83	5.77	0.00	0.00	11.20
3 X 2	0	1	0	1	1	1	0	0	4
	0.00	0.80	0.00	0.80	0.80	0.80	0.00	0.00	3.20
	0.00	25.00	0.00	25.00	25.00	25.00	0.00	0.00	100.00
	0.00	9.09	0.00	4.35	4.17	1.92	0.00	0.00	3.20
3 X 3	0	1	2	5	3	12	1	0	24
	0.00	0.80	1.60	4.00	2.40	9.60	0.80	0.00	19.20
	0.00	4.17	8.33	20.83	12.50	50.00	4.17	0.00	100.00
	0.00	9.09	16.67	21.74	12.50	23.08	100.00	0.00	19.20
4 X 2	0	0	0	1	0	0	0	0	1
	0.00	0.00	0.00	0.80	0.00	0.00	0.00	0.00	0.80
	0.00	0.00	0.00	100.00	0.00	0.00	0.00	0.00	100.00
	0.00	0.00	0.00	4.35	0.00	0.00	0.00	0.00	0.80
4 X 3	1	0	1	0	0	3	0	0	5
	0.80	0.00	0.80	0.00	0.00	2.40	0.00	0.00	4.00
	20.00	0.00	20.00	0.00	0.00	60.00	0.00	0.00	100.00
	50.00	0.00	8.33	0.00	0.00	5.77	0.00	0.00	4.00
4 X 4	1	3	4	7	9	19	0	0	43
	0.80	2.40	3.20	5.60	7.20	15.20	0.00	0.00	34.40
	2.33	6.98	9.30	16.28	20.93	44.19	0.00	0.00	100.00
	50.00	27.27	33.33	30.43	37.50	36.54	0.00	0.00	34.40
5 X 3	0	0	0	0	1	0	0	0	1
	0.00	0.00	0.00	0.00	0.80	0.00	0.00	0.00	0.80
	0.00	0.00	0.00	0.00	100.00	0.00	0.00	0.00	100.00
	0.00	0.00	0.00	0.00	4.17	0.00	0.00	0.00	0.80

1994 WHITETAIL DEER ANTLER STATISTICS BY TIME PERIOD

DISTRICT 590 (CONTINUED)

FREQ TOT% ROW% COL%	09/01 TO 10/22	10/23 TO 10/29	10/30 TO 11/05	11/06 TO 11/12	11/13 TO 11/19	11/20 TO 11/27	11/28 TO 01/15	UNKWN	TOTAL
5 X 4	0 0.00 0.00 0.00	2 1.60 28.57 18.18	1 0.80 14.29 8.33	1 0.80 14.29 4.35	1 0.80 14.29 4.17	2 1.60 28.57 3.85	0 0.00 0.00 0.00	0 0.00 0.00 0.00	7 5.60 100.00 5.60
5 X 5	0 0.00 0.00 0.00	0 0.00 0.00 0.00	1 0.80 10.00 8.33	1 0.80 10.00 4.35	2 1.60 20.00 8.33	6 4.80 60.00 11.54	0 0.00 0.00 0.00	0 0.00 0.00 0.00	10 8.00 100.00 8.00
6 X 4	0 0.00 0.00 0.00	0 0.00 0.00 0.00	0 0.00 0.00 0.00	0 0.00 0.00 0.00	0 0.00 0.00 0.00	1 0.80 100.00 1.92	0 0.00 0.00 0.00	0 0.00 0.00 0.00	1 0.80 100.00 0.80
6 X 5	0 0.00 0.00 0.00	1 0.80 20.00 9.09	0 0.00 0.00 0.00	2 1.60 40.00 8.70	1 0.80 20.00 4.17	1 0.80 20.00 1.92	0 0.00 0.00 0.00	0 0.00 0.00 0.00	5 4.00 100.00 4.00
6 X 6	0 0.00 0.00 0.00	0 0.00 0.00 0.00	0 0.00 0.00 0.00	0 0.00 0.00 0.00	0 0.00 0.00 0.00	1 0.80 100.00 1.92	0 0.00 0.00 0.00	0 0.00 0.00 0.00	1 0.80 100.00 0.80
7 X 6	0 0.00 0.00 0.00	0 0.00 0.00 0.00	0 0.00 0.00 0.00	1 0.80 100.00 4.35	0 0.00 0.00 0.00	0 0.00 0.00 0.00	0 0.00 0.00 0.00	0 0.00 0.00 0.00	1 0.80 100.00 0.80
8 X 6	0 0.00 0.00 0.00	0 0.00 0.00 0.00	0 0.00 0.00 0.00	0 0.00 0.00 0.00	1 0.80 100.00 4.17	0 0.00 0.00 0.00	0 0.00 0.00 0.00	0 0.00 0.00 0.00	1 0.80 100.00 0.80
9 X 7	0 0.00 0.00 0.00	0 0.00 0.00 0.00	1 0.80 100.00 8.33	0 0.00 0.00 0.00	0 0.00 0.00 0.00	0 0.00 0.00 0.00	0 0.00 0.00 0.00	0 0.00 0.00 0.00	1 0.80 100.00 0.80
TOTAL ANTLRD	2 1.60 1.60 100.00	11 8.80 8.80 100.00	12 9.60 9.60 100.00	23 18.40 18.40 100.00	24 19.20 19.20 100.00	52 41.60 41.60 100.00	1 0.80 0.80 100.00	0 0.00 0.00 0.00	125 100.00 100.00 100.00

1994 WHITETAIL DEER ANTLER STATISTICS BY TIME PERIOD

DISTRICT 5XX

FREQ	09/01	10/23	10/30	11/06	11/13	11/20	11/28	UNKWN	TOTAL
TOT%	TO	TO	TO	TO	TO	TO	TO		
ROW%	10/22	10/29	11/05	11/12	11/19	11/27	01/15		
COL%									
ANTLSS	0	4	1	0	0	4	0	0	9
	0.00	44.44	11.11	0.00	0.00	44.44	0.00	0.00	100.00
	0.00	44.44	11.11	0.00	0.00	44.44	0.00	0.00	100.00
	0.00	100.00	100.00	0.00	0.00	100.00	0.00	0.00	100.00
3 X 3	0	0	0	0	0	1	0	0	1
	0.00	0.00	0.00	0.00	0.00	25.00	0.00	0.00	25.00
	0.00	0.00	0.00	0.00	0.00	100.00	0.00	0.00	100.00
	0.00	0.00	0.00	0.00	0.00	50.00	0.00	0.00	25.00
4 X 4	1	1	0	0	0	1	0	0	3
	25.00	25.00	0.00	0.00	0.00	25.00	0.00	0.00	75.00
	33.33	33.33	0.00	0.00	0.00	33.33	0.00	0.00	100.00
	100.00	100.00	0.00	0.00	0.00	50.00	0.00	0.00	75.00
TOTAL ANTLRD	1	1	0	0	0	2	0	0	4
	25.00	25.00	0.00	0.00	0.00	50.00	0.00	0.00	100.00
	25.00	25.00	0.00	0.00	0.00	50.00	0.00	0.00	100.00
	100.00	100.00	0.00	0.00	0.00	100.00	0.00	0.00	100.00

1994 WHITETAIL DEER ANTLER STATISTICS BY TIME PERIOD

REGION 5

FREQ	09/01	10/23	10/30	11/06	11/13	11/20	11/28	UNKWN	TOTAL
TOT%	TO	TO	TO	TO	TO	TO	TO		
ROW%	10/22	10/29	11/05	11/12	11/19	11/27	01/15		
COL%									
ANTLSS	25	101	92	124	122	190	2	3	659
	3.79	15.33	13.96	18.82	18.51	28.83	0.30	0.46	100.00
	3.79	15.33	13.96	18.82	18.51	28.83	0.30	0.46	100.00
	100.00	100.00	100.00	100.00	100.00	100.00	100.00	100.00	100.00
1 X 1	0	10	2	5	7	16	0	0	40
	0.00	1.31	0.26	0.65	0.92	2.09	0.00	0.00	5.23
	0.00	25.00	5.00	12.50	17.50	40.00	0.00	0.00	100.00
	0.00	12.66	2.11	3.38	4.29	6.23	0.00	0.00	5.23
2 X 1	0	0	2	1	1	2	0	0	6
	0.00	0.00	0.26	0.13	0.13	0.26	0.00	0.00	0.78
	0.00	0.00	33.33	16.67	16.67	33.33	0.00	0.00	100.00
	0.00	0.00	2.11	0.68	0.61	0.78	0.00	0.00	0.78
2 X 2	2	10	16	16	27	29	0	1	101
	0.26	1.31	2.09	2.09	3.53	3.79	0.00	0.13	13.20
	1.98	9.90	15.84	15.84	26.73	28.71	0.00	0.99	100.00
	11.76	12.66	16.84	10.81	16.56	11.28	0.00	25.00	13.20
3 X -	0	0	0	0	1	0	0	0	1
	0.00	0.00	0.00	0.00	0.13	0.00	0.00	0.00	0.13
	0.00	0.00	0.00	0.00	100.00	0.00	0.00	0.00	100.00
	0.00	0.00	0.00	0.00	0.61	0.00	0.00	0.00	0.13
3 X 1	0	1	0	0	0	0	0	0	1
	0.00	0.13	0.00	0.00	0.00	0.00	0.00	0.00	0.13
	0.00	100.00	0.00	0.00	0.00	0.00	0.00	0.00	100.00
	0.00	1.27	0.00	0.00	0.00	0.00	0.00	0.00	0.13
3 X 2	1	1	5	3	5	5	0	0	20
	0.13	0.13	0.65	0.39	0.65	0.65	0.00	0.00	2.61
	5.00	5.00	25.00	15.00	25.00	25.00	0.00	0.00	100.00
	5.88	1.27	5.26	2.03	3.07	1.95	0.00	0.00	2.61
3 X 3	2	7	18	18	28	40	1	0	114
	0.26	0.92	2.35	2.35	3.66	5.23	0.13	0.00	14.90
	1.75	6.14	15.79	15.79	24.56	35.09	0.88	0.00	100.00
	11.76	8.86	18.95	12.16	17.18	15.56	50.00	0.00	14.90
4 X -	0	0	0	1	0	0	0	0	1
	0.00	0.00	0.00	0.13	0.00	0.00	0.00	0.00	0.13
	0.00	0.00	0.00	100.00	0.00	0.00	0.00	0.00	100.00
	0.00	0.00	0.00	0.68	0.00	0.00	0.00	0.00	0.13

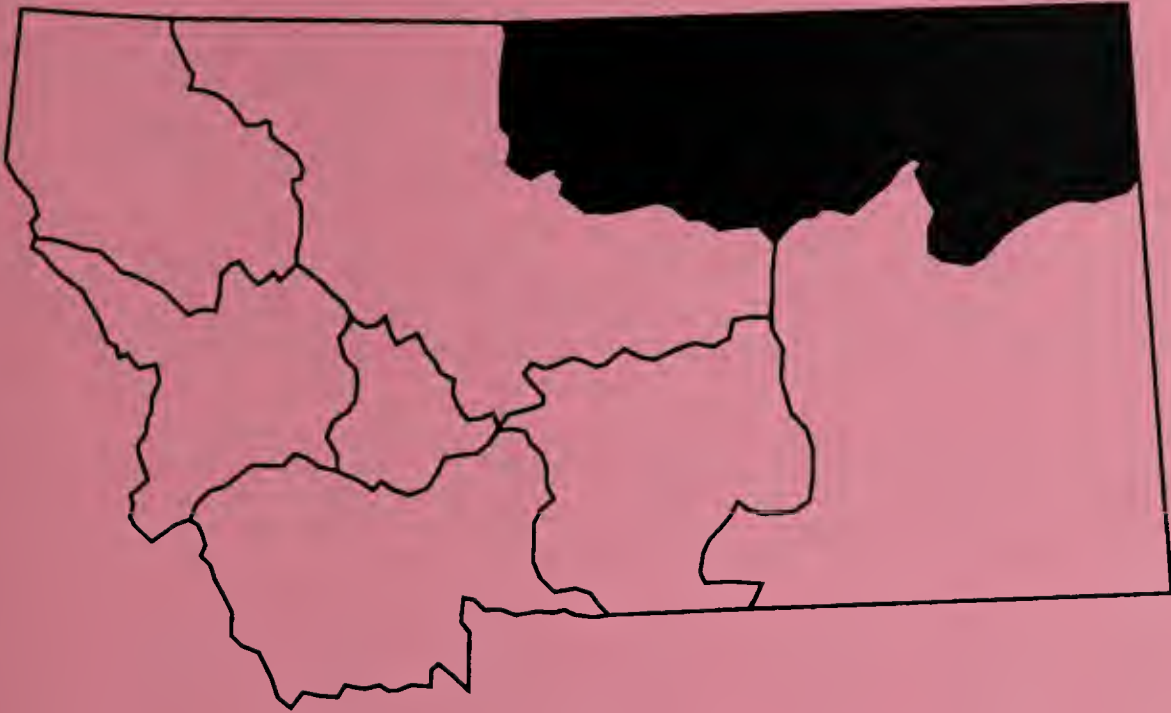
1994 WHITETAIL DEER ANTLER STATISTICS BY TIME PERIOD

REGION 5 (CONTINUED)

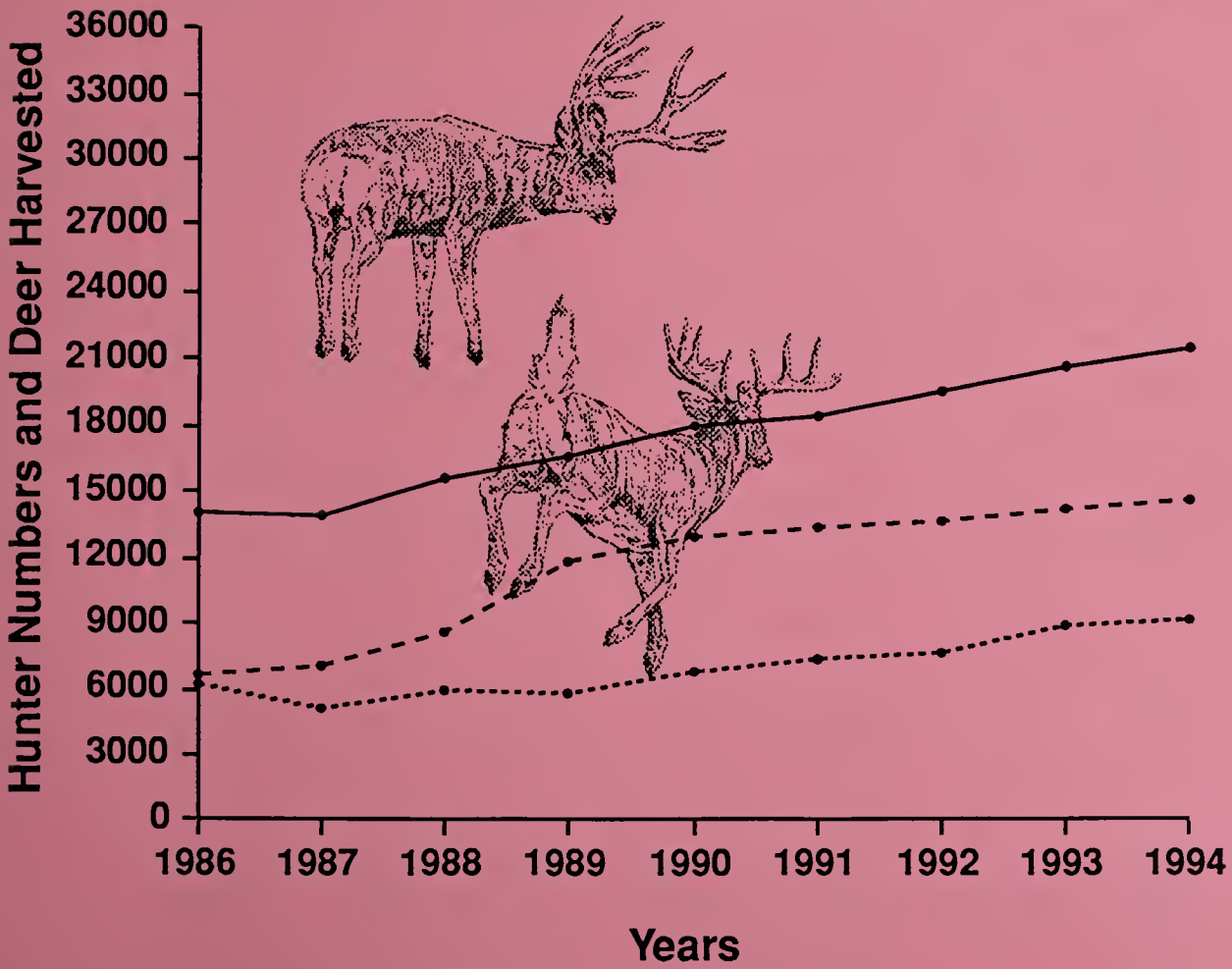
FREQ	09/01	10/23	10/30	11/06	11/13	11/20	11/28	UNKWN	TOTAL
TOT%	TO	TO	TO	TO	TO	TO	TO		
ROW%	10/22	10/29	11/05	11/12	11/19	11/27	01/15		
COL%									
4 X 2	0	0	1	2	1	0	0	0	4
	0.00	0.00	0.13	0.26	0.13	0.00	0.00	0.00	0.52
	0.00	0.00	25.00	50.00	25.00	0.00	0.00	0.00	100.00
	0.00	0.00	1.05	1.35	0.61	0.00	0.00	0.00	0.52
4 X 3	1	4	6	7	5	7	0	0	30
	0.13	0.52	0.78	0.92	0.65	0.92	0.00	0.00	3.92
	3.33	13.33	20.00	23.33	16.67	23.33	0.00	0.00	100.00
	5.88	5.06	6.32	4.73	3.07	2.72	0.00	0.00	3.92
4 X 4	5	27	29	58	47	88	1	2	257
	0.65	3.53	3.79	7.58	6.14	11.50	0.13	0.26	33.59
	1.95	10.51	11.28	22.57	18.29	34.24	0.39	0.78	100.00
	29.41	34.18	30.53	39.19	28.83	34.24	50.00	50.00	33.59
5 X 1	0	0	0	0	0	1	0	0	1
	0.00	0.00	0.00	0.00	0.00	0.13	0.00	0.00	0.13
	0.00	0.00	0.00	0.00	0.00	100.00	0.00	0.00	100.00
	0.00	0.00	0.00	0.00	0.00	0.39	0.00	0.00	0.13
5 X 3	0	0	0	0	1	2	0	0	3
	0.00	0.00	0.00	0.00	0.13	0.26	0.00	0.00	0.39
	0.00	0.00	0.00	0.00	33.33	66.67	0.00	0.00	100.00
	0.00	0.00	0.00	0.00	0.61	0.78	0.00	0.00	0.39
5 X 4	1	5	2	7	5	16	0	0	36
	0.13	0.65	0.26	0.92	0.65	2.09	0.00	0.00	4.71
	2.78	13.89	5.56	19.44	13.89	44.44	0.00	0.00	100.00
	5.88	6.33	2.11	4.73	3.07	6.23	0.00	0.00	4.71
5 X 5	2	9	8	24	28	35	0	0	106
	0.26	1.18	1.05	3.14	3.66	4.58	0.00	0.00	13.86
	1.89	8.49	7.55	22.64	26.42	33.02	0.00	0.00	100.00
	11.76	11.39	8.42	16.22	17.18	13.62	0.00	0.00	13.86
6 X -	0	0	0	0	0	0	0	1	1
	0.00	0.00	0.00	0.00	0.00	0.00	0.00	0.13	0.13
	0.00	0.00	0.00	0.00	0.00	0.00	0.00	100.00	100.00
	0.00	0.00	0.00	0.00	0.00	0.00	0.00	25.00	0.13
6 X 4	0	1	0	1	0	2	0	0	4
	0.00	0.13	0.00	0.13	0.00	0.26	0.00	0.00	0.52
	0.00	25.00	0.00	25.00	0.00	50.00	0.00	0.00	100.00
	0.00	1.27	0.00	0.68	0.00	0.78	0.00	0.00	0.52

REGION 6

DEER



- Hunters
- White-tailed Deer Harvested
- - - Mule Deer Harvested





1994 WHITETAIL DEER ANTLER STATISTICS BY TIME PERIOD

DISTRICT 600 (CONTINUED)

FREQ	09/01	10/23	10/30	11/06	11/13	11/20	11/28	UNKWN	TOTAL
TOT%	TO	TO	TO	TO	TO	TO	TO		
ROW%	10/22	10/29	11/05	11/12	11/19	11/27	01/15		
COL%									
5 X 3	0	0	0	0	0	1	0	0	1
	0.00	0.00	0.00	0.00	0.00	0.99	0.00	0.00	0.99
	0.00	0.00	0.00	0.00	0.00	100.00	0.00	0.00	100.00
	0.00	0.00	0.00	0.00	0.00	3.03	0.00	0.00	0.99
5 X 4	0	1	1	0	0	2	1	0	5
	0.00	0.99	0.99	0.00	0.00	1.98	0.99	0.00	4.95
	0.00	20.00	20.00	0.00	0.00	40.00	20.00	0.00	100.00
	0.00	5.88	5.00	0.00	0.00	6.06	100.00	0.00	4.95
5 X 5	0	2	3	1	5	5	0	0	16
	0.00	1.98	2.97	0.99	4.95	4.95	0.00	0.00	15.84
	0.00	12.50	18.75	6.25	31.25	31.25	0.00	0.00	100.00
	0.00	11.76	15.00	7.69	29.41	15.15	0.00	0.00	15.84
6 X 4	0	0	0	1	0	0	0	0	1
	0.00	0.00	0.00	0.99	0.00	0.00	0.00	0.00	0.99
	0.00	0.00	0.00	100.00	0.00	0.00	0.00	0.00	100.00
	0.00	0.00	0.00	7.69	0.00	0.00	0.00	0.00	0.99
6 X 5	0	1	0	0	1	0	0	0	2
	0.00	0.99	0.00	0.00	0.99	0.00	0.00	0.00	1.98
	0.00	50.00	0.00	0.00	50.00	0.00	0.00	0.00	100.00
	0.00	5.88	0.00	0.00	5.88	0.00	0.00	0.00	1.98
6 X 6	0	0	0	0	0	2	0	0	2
	0.00	0.00	0.00	0.00	0.00	1.98	0.00	0.00	1.98
	0.00	0.00	0.00	0.00	0.00	100.00	0.00	0.00	100.00
	0.00	0.00	0.00	0.00	0.00	6.06	0.00	0.00	1.98
7 X 6	0	0	1	1	0	0	0	0	2
	0.00	0.00	0.99	0.99	0.00	0.00	0.00	0.00	1.98
	0.00	0.00	50.00	50.00	0.00	0.00	0.00	0.00	100.00
	0.00	0.00	5.00	7.69	0.00	0.00	0.00	0.00	1.98
7 X 7	0	0	0	1	0	0	0	0	1
	0.00	0.00	0.00	0.99	0.00	0.00	0.00	0.00	0.99
	0.00	0.00	0.00	100.00	0.00	0.00	0.00	0.00	100.00
	0.00	0.00	0.00	7.69	0.00	0.00	0.00	0.00	0.99
8 X 6	0	0	0	1	0	0	0	0	1
	0.00	0.00	0.00	0.99	0.00	0.00	0.00	0.00	0.99
	0.00	0.00	0.00	100.00	0.00	0.00	0.00	0.00	100.00
	0.00	0.00	0.00	7.69	0.00	0.00	0.00	0.00	0.99

1994 WHITETAIL DEER ANTLER STATISTICS BY TIME PERIOD

DISTRICT 600 (CONTINUED)

FREQ	09/01	10/23	10/30	11/06	11/13	11/20	11/28	UNKWN	TOTAL
TOT%	TO	TO	TO	TO	TO	TO	TO		
ROW%	10/22	10/29	11/05	11/12	11/19	11/27	01/15		
COL%									
TOTAL	0	17	20	13	17	33	1	0	101
ANTLRD	0.00	16.83	19.80	12.87	16.83	32.67	0.99	0.00	100.00
	0.00	16.83	19.80	12.87	16.83	32.67	0.99	0.00	100.00
	0.00	100.00	100.00	100.00	100.00	100.00	100.00	0.00	100.00

1994 WHITETAIL DEER ANTLER STATISTICS BY TIME PERIOD

DISTRICT 610

FREQ	09/01	10/23	10/30	11/06	11/13	11/20	11/28	UNKWN	TOTAL
TOT%	TO	TO	TO	TO	TO	TO	TO		
ROW%	10/22	10/29	11/05	11/12	11/19	11/27	01/15		
COL%									
ANTLSS	0	3	8	4	5	8	1	0	29
	0.00	10.34	27.59	13.79	17.24	27.59	3.45	0.00	100.00
	0.00	10.34	27.59	13.79	17.24	27.59	3.45	0.00	100.00
	0.00	100.00	100.00	100.00	100.00	100.00	100.00	0.00	100.00
2 X 2	0	0	0	1	0	3	0	0	4
	0.00	0.00	0.00	2.56	0.00	7.69	0.00	0.00	10.26
	0.00	0.00	0.00	25.00	0.00	75.00	0.00	0.00	100.00
	0.00	0.00	0.00	20.00	0.00	14.29	0.00	0.00	10.26
3 X 3	0	0	1	1	1	3	0	0	6
	0.00	0.00	2.56	2.56	2.56	7.69	0.00	0.00	15.38
	0.00	0.00	16.67	16.67	16.67	50.00	0.00	0.00	100.00
	0.00	0.00	25.00	20.00	14.29	14.29	0.00	0.00	15.38
4 X 3	0	0	0	0	0	1	0	0	1
	0.00	0.00	0.00	0.00	0.00	2.56	0.00	0.00	2.56
	0.00	0.00	0.00	0.00	0.00	100.00	0.00	0.00	100.00
	0.00	0.00	0.00	0.00	0.00	4.76	0.00	0.00	2.56
4 X 4	0	1	2	1	1	6	0	0	11
	0.00	2.56	5.13	2.56	2.56	15.38	0.00	0.00	28.21
	0.00	9.09	18.18	9.09	9.09	54.55	0.00	0.00	100.00
	0.00	50.00	50.00	20.00	14.29	28.57	0.00	0.00	28.21
5 X 4	0	0	1	1	1	1	0	0	4
	0.00	0.00	2.56	2.56	2.56	2.56	0.00	0.00	10.26
	0.00	0.00	25.00	25.00	25.00	25.00	0.00	0.00	100.00
	0.00	0.00	25.00	20.00	14.29	4.76	0.00	0.00	10.26
5 X 5	0	1	0	0	1	6	0	0	8
	0.00	2.56	0.00	0.00	2.56	15.38	0.00	0.00	20.51
	0.00	12.50	0.00	0.00	12.50	75.00	0.00	0.00	100.00
	0.00	50.00	0.00	0.00	14.29	28.57	0.00	0.00	20.51
6 X 5	0	0	0	0	1	1	0	0	2
	0.00	0.00	0.00	0.00	2.56	2.56	0.00	0.00	5.13
	0.00	0.00	0.00	0.00	50.00	50.00	0.00	0.00	100.00
	0.00	0.00	0.00	0.00	14.29	4.76	0.00	0.00	5.13
6 X 6	0	0	0	1	1	0	0	0	2
	0.00	0.00	0.00	2.56	2.56	0.00	0.00	0.00	5.13
	0.00	0.00	0.00	50.00	50.00	0.00	0.00	0.00	100.00
	0.00	0.00	0.00	20.00	14.29	0.00	0.00	0.00	5.13

1994 WHITETAIL DEER ANTLER STATISTICS BY TIME PERIOD

DISTRICT 610 (CONTINUED)

FREQ	09/01	10/23	10/30	11/06	11/13	11/20	11/28	UNKWN	TOTAL
TOT%	TO	TO	TO	TO	TO	TO	TO		
ROW%	10/22	10/29	11/05	11/12	11/19	11/27	01/15		
COL%									
9 X 8	0	0	0	0	1	0	0	0	1
	0.00	0.00	0.00	0.00	2.56	0.00	0.00	0.00	2.56
	0.00	0.00	0.00	0.00	100.00	0.00	0.00	0.00	100.00
	0.00	0.00	0.00	0.00	14.29	0.00	0.00	0.00	2.56
TOTAL	0	2	4	5	7	21	0	0	39
ANTLRD	0.00	5.13	10.26	12.82	17.95	53.85	0.00	0.00	100.00
	0.00	5.13	10.26	12.82	17.95	53.85	0.00	0.00	100.00
	0.00	100.00	100.00	100.00	100.00	100.00	0.00	0.00	100.00

1994 WHITETAIL DEER ANTLER STATISTICS BY TIME PERIOD

DISTRICT 620

FREQ	09/01	10/23	10/30	11/06	11/13	11/20	11/28	UNKWN	TOTAL
TOT%	TO	TO	TO	TO	TO	TO	TO		
ROW%	10/22	10/29	11/05	11/12	11/19	11/27	01/15		
COL%									
ANTLSS	2	41	17	11	3	20	10	1	105
	1.90	39.05	16.19	10.48	2.86	19.05	9.52	0.95	100.00
	1.90	39.05	16.19	10.48	2.86	19.05	9.52	0.95	100.00
	100.00	100.00	100.00	100.00	100.00	100.00	100.00	100.00	100.00
2 X 2	0	1	1	2	0	0	0	0	4
	0.00	1.64	1.64	3.28	0.00	0.00	0.00	0.00	6.56
	0.00	25.00	25.00	50.00	0.00	0.00	0.00	0.00	100.00
	0.00	9.09	14.29	15.38	0.00	0.00	0.00	0.00	6.56
3 X 3	0	3	1	2	0	5	0	0	11
	0.00	4.92	1.64	3.28	0.00	8.20	0.00	0.00	18.03
	0.00	27.27	9.09	18.18	0.00	45.45	0.00	0.00	100.00
	0.00	27.27	14.29	15.38	0.00	23.81	0.00	0.00	18.03
4 X 3	0	0	1	1	0	0	0	0	2
	0.00	0.00	1.64	1.64	0.00	0.00	0.00	0.00	3.28
	0.00	0.00	50.00	50.00	0.00	0.00	0.00	0.00	100.00
	0.00	0.00	14.29	7.69	0.00	0.00	0.00	0.00	3.28
4 X 4	0	2	3	4	7	8	0	0	24
	0.00	3.28	4.92	6.56	11.48	13.11	0.00	0.00	39.34
	0.00	8.33	12.50	16.67	29.17	33.33	0.00	0.00	100.00
	0.00	18.18	42.86	30.77	77.78	38.10	0.00	0.00	39.34
5 X 4	0	0	0	1	1	2	0	0	4
	0.00	0.00	0.00	1.64	1.64	3.28	0.00	0.00	6.56
	0.00	0.00	0.00	25.00	25.00	50.00	0.00	0.00	100.00
	0.00	0.00	0.00	7.69	11.11	9.52	0.00	0.00	6.56
5 X 5	0	1	1	1	0	5	0	0	8
	0.00	1.64	1.64	1.64	0.00	8.20	0.00	0.00	13.11
	0.00	12.50	12.50	12.50	0.00	62.50	0.00	0.00	100.00
	0.00	9.09	14.29	7.69	0.00	23.81	0.00	0.00	13.11
6 X 5	0	1	0	0	1	1	0	0	3
	0.00	1.64	0.00	0.00	1.64	1.64	0.00	0.00	4.92
	0.00	33.33	0.00	0.00	33.33	33.33	0.00	0.00	100.00
	0.00	9.09	0.00	0.00	11.11	4.76	0.00	0.00	4.92
6 X 6	0	2	0	1	0	0	0	0	3
	0.00	3.28	0.00	1.64	0.00	0.00	0.00	0.00	4.92
	0.00	66.67	0.00	33.33	0.00	0.00	0.00	0.00	100.00
	0.00	18.18	0.00	7.69	0.00	0.00	0.00	0.00	4.92

1994 WHITETAIL DEER ANTLER STATISTICS BY TIME PERIOD

DISTRICT 620 (CONTINUED)

FREQ	09/01	10/23	10/30	11/06	11/13	11/20	11/28	UNKWN	TOTAL
TOT%	TO	TO	TO	TO	TO	TO	TO		
ROW%	10/22	10/29	11/05	11/12	11/19	11/27	01/15		
COL%									
7 X 6	0	0	0	1	0	0	0	0	1
	0.00	0.00	0.00	1.64	0.00	0.00	0.00	0.00	1.64
	0.00	0.00	0.00	100.00	0.00	0.00	0.00	0.00	100.00
	0.00	0.00	0.00	7.69	0.00	0.00	0.00	0.00	1.64
7 X 7	0	1	0	0	0	0	0	0	1
	0.00	1.64	0.00	0.00	0.00	0.00	0.00	0.00	1.64
	0.00	100.00	0.00	0.00	0.00	0.00	0.00	0.00	100.00
	0.00	9.09	0.00	0.00	0.00	0.00	0.00	0.00	1.64
TOTAL	0	11	7	13	9	21	0	0	61
ANTLRD	0.00	18.03	11.48	21.31	14.75	34.43	0.00	0.00	100.00
	0.00	18.03	11.48	21.31	14.75	34.43	0.00	0.00	100.00
	0.00	100.00	100.00	100.00	100.00	100.00	0.00	0.00	100.00

1994 WHITETAIL DEER ANTLER STATISTICS BY TIME PERIOD

DISTRICT 621

FREQ	09/01	10/23	10/30	11/06	11/13	11/20	11/28	UNKWN	TOTAL
TOT%	TO	TO	TO	TO	TO	TO	TO		
ROW%	10/22	10/29	11/05	11/12	11/19	11/27	01/15		
COL%									
ANTLSS	0	0	1	1	0	1	0	0	3
	0.00	0.00	33.33	33.33	0.00	33.33	0.00	0.00	100.00
	0.00	0.00	33.33	33.33	0.00	33.33	0.00	0.00	100.00
	0.00	0.00	100.00	100.00	0.00	100.00	0.00	0.00	100.00
3 X 3	0	1	0	0	0	0	0	0	1
	0.00	25.00	0.00	0.00	0.00	0.00	0.00	0.00	25.00
	0.00	100.00	0.00	0.00	0.00	0.00	0.00	0.00	100.00
	0.00	100.00	0.00	0.00	0.00	0.00	0.00	0.00	25.00
4 X 4	0	0	0	1	1	0	0	0	2
	0.00	0.00	0.00	25.00	25.00	0.00	0.00	0.00	50.00
	0.00	0.00	0.00	50.00	50.00	0.00	0.00	0.00	100.00
	0.00	0.00	0.00	100.00	100.00	0.00	0.00	0.00	50.00
7 X -	0	0	0	0	0	1	0	0	1
	0.00	0.00	0.00	0.00	0.00	25.00	0.00	0.00	25.00
	0.00	0.00	0.00	0.00	0.00	100.00	0.00	0.00	100.00
	0.00	0.00	0.00	0.00	0.00	100.00	0.00	0.00	25.00
TOTAL	0	1	0	1	1	1	0	0	4
ANTLRD	0.00	25.00	0.00	25.00	25.00	25.00	0.00	0.00	100.00
	0.00	25.00	0.00	25.00	25.00	25.00	0.00	0.00	100.00
	0.00	100.00	0.00	100.00	100.00	100.00	0.00	0.00	100.00

1994 WHITETAIL DEER ANTLER STATISTICS BY TIME PERIOD

DISTRICT 622

FREQ	09/01	10/23	10/30	11/06	11/13	11/20	11/28	UNKWN	TOTAL
TOT%	TO	TO	TO	TO	TO	TO	TO		
ROW%	10/22	10/29	11/05	11/12	11/19	11/27	01/15		
COL%									
ANTLSS	1	0	1	1	0	1	0	0	4
	25.00	0.00	25.00	25.00	0.00	25.00	0.00	0.00	100.00
	25.00	0.00	25.00	25.00	0.00	25.00	0.00	0.00	100.00
	100.00	0.00	100.00	100.00	0.00	100.00	0.00	0.00	100.00
3 X 3	0	1	0	0	0	1	0	0	2
	0.00	16.67	0.00	0.00	0.00	16.67	0.00	0.00	33.33
	0.00	50.00	0.00	0.00	0.00	50.00	0.00	0.00	100.00
	0.00	100.00	0.00	0.00	0.00	50.00	0.00	0.00	33.33
4 X 4	0	0	0	1	1	1	0	0	3
	0.00	0.00	0.00	16.67	16.67	16.67	0.00	0.00	50.00
	0.00	0.00	0.00	33.33	33.33	33.33	0.00	0.00	100.00
	0.00	0.00	0.00	50.00	100.00	50.00	0.00	0.00	50.00
5 X 5	0	0	0	1	0	0	0	0	1
	0.00	0.00	0.00	16.67	0.00	0.00	0.00	0.00	16.67
	0.00	0.00	0.00	100.00	0.00	0.00	0.00	0.00	100.00
	0.00	0.00	0.00	50.00	0.00	0.00	0.00	0.00	16.67
TOTAL	0	1	0	2	1	2	0	0	6
ANTLRD	0.00	16.67	0.00	33.33	16.67	33.33	0.00	0.00	100.00
	0.00	16.67	0.00	33.33	16.67	33.33	0.00	0.00	100.00
	0.00	100.00	0.00	100.00	100.00	100.00	0.00	0.00	100.00

1994 WHITETAIL DEER ANTLER STATISTICS BY TIME PERIOD

DISTRICT 623

FREQ	09/01	10/23	10/30	11/06	11/13	11/20	11/28	UNKWN	TOTAL
TOT%	TO	TO	TO	TO	TO	TO	TO		
ROW%	10/22	10/29	11/05	11/12	11/19	11/27	01/15		
COL%									
ANTLSS	0	0	0	0	0	0	0	0	0
	0.00	0.00	0.00	0.00	0.00	0.00	0.00	0.00	0.00
	0.00	0.00	0.00	0.00	0.00	0.00	0.00	0.00	0.00
	0.00	0.00	0.00	0.00	0.00	0.00	0.00	0.00	0.00
5 X 5	0	0	0	1	0	0	0	0	1
	0.00	0.00	0.00	50.00	0.00	0.00	0.00	0.00	50.00
	0.00	0.00	0.00	100.00	0.00	0.00	0.00	0.00	100.00
	0.00	0.00	0.00	100.00	0.00	0.00	0.00	0.00	50.00
6 X 5	0	0	1	0	0	0	0	0	1
	0.00	0.00	50.00	0.00	0.00	0.00	0.00	0.00	50.00
	0.00	0.00	100.00	0.00	0.00	0.00	0.00	0.00	100.00
	0.00	0.00	100.00	0.00	0.00	0.00	0.00	0.00	50.00
TOTAL	0	0	1	1	0	0	0	0	2
ANTLRD	0.00	0.00	50.00	50.00	0.00	0.00	0.00	0.00	100.00
	0.00	0.00	50.00	50.00	0.00	0.00	0.00	0.00	100.00
	0.00	0.00	100.00	100.00	0.00	0.00	0.00	0.00	100.00

1994 WHITETAIL DEER ANTLER STATISTICS BY TIME PERIOD

DISTRICT 630

FREQ	09/01	10/23	10/30	11/06	11/13	11/20	11/28	UNKWN	TOTAL
TOT%	TO	TO	TO	TO	TO	TO	TO		
ROW%	10/22	10/29	11/05	11/12	11/19	11/27	01/15		
COL%									
ANTLSS	5	52	10	19	13	34	14	2	149
	3.36	34.90	6.71	12.75	8.72	22.82	9.40	1.34	100.00
	3.36	34.90	6.71	12.75	8.72	22.82	9.40	1.34	100.00
	100.00	100.00	100.00	100.00	100.00	100.00	100.00	100.00	100.00
1 X 1	0	1	1	0	0	0	0	0	2
	0.00	1.19	1.19	0.00	0.00	0.00	0.00	0.00	2.38
	0.00	50.00	50.00	0.00	0.00	0.00	0.00	0.00	100.00
	0.00	7.14	10.00	0.00	0.00	0.00	0.00	0.00	2.38
2 X 2	0	0	3	0	1	0	0	1	5
	0.00	0.00	3.57	0.00	1.19	0.00	0.00	1.19	5.95
	0.00	0.00	60.00	0.00	20.00	0.00	0.00	20.00	100.00
	0.00	0.00	30.00	0.00	10.00	0.00	0.00	20.00	5.95
3 X 2	0	0	0	1	0	2	0	0	3
	0.00	0.00	0.00	1.19	0.00	2.38	0.00	0.00	3.57
	0.00	0.00	0.00	33.33	0.00	66.67	0.00	0.00	100.00
	0.00	0.00	0.00	16.67	0.00	7.14	0.00	0.00	3.57
3 X 3	0	0	0	1	0	5	0	0	6
	0.00	0.00	0.00	1.19	0.00	5.95	0.00	0.00	7.14
	0.00	0.00	0.00	16.67	0.00	83.33	0.00	0.00	100.00
	0.00	0.00	0.00	16.67	0.00	17.86	0.00	0.00	7.14
4 X 3	0	2	1	0	0	0	0	0	3
	0.00	2.38	1.19	0.00	0.00	0.00	0.00	0.00	3.57
	0.00	66.67	33.33	0.00	0.00	0.00	0.00	0.00	100.00
	0.00	14.29	10.00	0.00	0.00	0.00	0.00	0.00	3.57
4 X 4	4	6	3	1	5	9	0	2	30
	4.76	7.14	3.57	1.19	5.95	10.71	0.00	2.38	35.71
	13.33	20.00	10.00	3.33	16.67	30.00	0.00	6.67	100.00
	40.00	42.86	30.00	16.67	50.00	32.14	0.00	40.00	35.71
5 X 4	2	0	1	2	1	3	0	0	9
	2.38	0.00	1.19	2.38	1.19	3.57	0.00	0.00	10.71
	22.22	0.00	11.11	22.22	11.11	33.33	0.00	0.00	100.00
	20.00	0.00	10.00	33.33	10.00	10.71	0.00	0.00	10.71
5 X 5	3	2	1	1	3	6	1	0	17
	3.57	2.38	1.19	1.19	3.57	7.14	1.19	0.00	20.24
	17.65	11.76	5.88	5.88	17.65	35.29	5.88	0.00	100.00
	30.00	14.29	10.00	16.67	30.00	21.43	100.00	0.00	20.24

1994 WHITETAIL DEER ANTLER STATISTICS BY TIME PERIOD

DISTRICT 631

FREQ	09/01	10/23	10/30	11/06	11/13	11/20	11/28	UNKWN	TOTAL
TOT%	TO	TO	TO	TO	TO	TO	TO		
ROW%	10/22	10/29	11/05	11/12	11/19	11/27	01/15		
COL%									
ANTLSS	0	0	1	0	0	2	0	0	3
	0.00	0.00	33.33	0.00	0.00	66.67	0.00	0.00	100.00
	0.00	0.00	33.33	0.00	0.00	66.67	0.00	0.00	100.00
	0.00	0.00	100.00	0.00	0.00	100.00	0.00	0.00	100.00
2 X 2	0	0	0	0	0	1	0	0	1
	0.00	0.00	0.00	0.00	0.00	33.33	0.00	0.00	33.33
	0.00	0.00	0.00	0.00	0.00	100.00	0.00	0.00	100.00
	0.00	0.00	0.00	0.00	0.00	100.00	0.00	0.00	33.33
4 X 4	0	1	0	0	0	0	0	0	1
	0.00	33.33	0.00	0.00	0.00	0.00	0.00	0.00	33.33
	0.00	100.00	0.00	0.00	0.00	0.00	0.00	0.00	100.00
	0.00	100.00	0.00	0.00	0.00	0.00	0.00	0.00	33.33
6 X 5	0	0	0	1	0	0	0	0	1
	0.00	0.00	0.00	33.33	0.00	0.00	0.00	0.00	33.33
	0.00	0.00	0.00	100.00	0.00	0.00	0.00	0.00	100.00
	0.00	0.00	0.00	100.00	0.00	0.00	0.00	0.00	33.33
TOTAL ANTLRD	0	1	0	1	0	1	0	0	3
	0.00	33.33	0.00	33.33	0.00	33.33	0.00	0.00	100.00
	0.00	33.33	0.00	33.33	0.00	33.33	0.00	0.00	100.00
	0.00	100.00	0.00	100.00	0.00	100.00	0.00	0.00	100.00

1994 WHITETAIL DEER ANTLER STATISTICS BY TIME PERIOD

DISTRICT 632

FREQ	09/01	10/23	10/30	11/06	11/13	11/20	11/28	UNKWN	TOTAL
TOT%	TO	TO	TO	TO	TO	TO	TO		
ROW%	10/22	10/29	11/05	11/12	11/19	11/27	01/15		
COL%									
ANTLSS	0	0	0	0	1	0	0	0	1
	0.00	0.00	0.00	0.00	100.00	0.00	0.00	0.00	100.00
	0.00	0.00	0.00	0.00	100.00	0.00	0.00	0.00	100.00
	0.00	0.00	0.00	0.00	100.00	0.00	0.00	0.00	100.00
2 X 2	0	0	0	1	0	0	0	0	1
	0.00	0.00	0.00	50.00	0.00	0.00	0.00	0.00	50.00
	0.00	0.00	0.00	100.00	0.00	0.00	0.00	0.00	100.00
	0.00	0.00	0.00	100.00	0.00	0.00	0.00	0.00	50.00
4 X 4	0	0	0	0	1	0	0	0	1
	0.00	0.00	0.00	0.00	50.00	0.00	0.00	0.00	50.00
	0.00	0.00	0.00	0.00	100.00	0.00	0.00	0.00	100.00
	0.00	0.00	0.00	0.00	100.00	0.00	0.00	0.00	50.00
TOTAL	0	0	0	1	1	0	0	0	2
ANTLRD	0.00	0.00	0.00	50.00	50.00	0.00	0.00	0.00	100.00
	0.00	0.00	0.00	50.00	50.00	0.00	0.00	0.00	100.00
	0.00	0.00	0.00	100.00	100.00	0.00	0.00	0.00	100.00

1994 WHITETAIL DEER ANTLER STATISTICS BY TIME PERIOD

DISTRICT 640

FREQ TOT% ROW% COL%	09/01 TO 10/22	10/23 TO 10/29	10/30 TO 11/05	11/06 TO 11/12	11/13 TO 11/19	11/20 TO 11/27	11/28 TO 01/15	UNKWN	TOTAL
ANTLSS	1	49	19	29	15	57	4	3	177
	0.56	27.68	10.73	16.38	8.47	32.20	2.26	1.69	100.00
	0.56	27.68	10.73	16.38	8.47	32.20	2.26	1.69	100.00
	100.00	100.00	100.00	100.00	100.00	100.00	100.00	100.00	100.00
0 X 0	0	1	0	0	0	0	0	0	1
	0.00	0.42	0.00	0.00	0.00	0.00	0.00	0.00	0.42
	0.00	100.00	0.00	0.00	0.00	0.00	0.00	0.00	100.00
	0.00	2.94	0.00	0.00	0.00	0.00	0.00	0.00	0.42
1 X 1	0	0	0	1	0	1	0	0	2
	0.00	0.00	0.00	0.42	0.00	0.42	0.00	0.00	0.84
	0.00	0.00	0.00	50.00	0.00	50.00	0.00	0.00	100.00
	0.00	0.00	0.00	1.92	0.00	1.39	0.00	0.00	0.84
2 X 2	0	2	1	1	4	1	0	0	9
	0.00	0.84	0.42	0.42	1.68	0.42	0.00	0.00	3.78
	0.00	22.22	11.11	11.11	44.44	11.11	0.00	0.00	100.00
	0.00	5.88	3.70	1.92	8.00	1.39	0.00	0.00	3.78
3 X 2	0	0	0	1	1	3	0	0	5
	0.00	0.00	0.00	0.42	0.42	1.26	0.00	0.00	2.10
	0.00	0.00	0.00	20.00	20.00	60.00	0.00	0.00	100.00
	0.00	0.00	0.00	1.92	2.00	4.17	0.00	0.00	2.10
3 X 3	0	4	2	4	1	8	0	1	20
	0.00	1.68	0.84	1.68	0.42	3.36	0.00	0.42	8.40
	0.00	20.00	10.00	20.00	5.00	40.00	0.00	5.00	100.00
	0.00	11.76	7.41	7.69	2.00	11.11	0.00	50.00	8.40
4 X 1	0	0	0	0	1	0	0	0	1
	0.00	0.00	0.00	0.00	0.42	0.00	0.00	0.00	0.42
	0.00	0.00	0.00	0.00	100.00	0.00	0.00	0.00	100.00
	0.00	0.00	0.00	0.00	2.00	0.00	0.00	0.00	0.42
4 X 3	0	2	0	1	1	4	0	0	8
	0.00	0.84	0.00	0.42	0.42	1.68	0.00	0.00	3.36
	0.00	25.00	0.00	12.50	12.50	50.00	0.00	0.00	100.00
	0.00	5.88	0.00	1.92	2.00	5.56	0.00	0.00	3.36
4 X 4	1	10	14	20	18	26	0	1	90
	0.42	4.20	5.88	8.40	7.56	10.92	0.00	0.42	37.82
	1.11	11.11	15.56	22.22	20.00	28.89	0.00	1.11	100.00
	100.00	29.41	51.85	38.46	36.00	36.11	0.00	50.00	37.82

1994 WHITETAIL DEER ANTLER STATISTICS BY TIME PERIOD

DISTRICT 640 (CONTINUED)

FREQ	09/01	10/23	10/30	11/06	11/13	11/20	11/28	UNKWN	TOTAL
TOT%	TO	TO	TO	TO	TO	TO	TO		
ROW%	10/22	10/29	11/05	11/12	11/19	11/27	01/15		
COL%									
5 X 4	0	5	3	3	5	6	0	0	22
	0.00	2.10	1.26	1.26	2.10	2.52	0.00	0.00	9.24
	0.00	22.73	13.64	13.64	22.73	27.27	0.00	0.00	100.00
	0.00	14.71	11.11	5.77	10.00	8.33	0.00	0.00	9.24
5 X 5	0	9	5	16	12	18	0	0	60
	0.00	3.78	2.10	6.72	5.04	7.56	0.00	0.00	25.21
	0.00	15.00	8.33	26.67	20.00	30.00	0.00	0.00	100.00
	0.00	26.47	18.52	30.77	24.00	25.00	0.00	0.00	25.21
6 X 5	0	1	1	2	3	3	0	0	10
	0.00	0.42	0.42	0.84	1.26	1.26	0.00	0.00	4.20
	0.00	10.00	10.00	20.00	30.00	30.00	0.00	0.00	100.00
	0.00	2.94	3.70	3.85	6.00	4.17	0.00	0.00	4.20
6 X 6	0	0	0	0	2	2	0	0	4
	0.00	0.00	0.00	0.00	0.84	0.84	0.00	0.00	1.68
	0.00	0.00	0.00	0.00	50.00	50.00	0.00	0.00	100.00
	0.00	0.00	0.00	0.00	4.00	2.78	0.00	0.00	1.68
7 X 5	0	0	1	0	0	0	0	0	1
	0.00	0.00	0.42	0.00	0.00	0.00	0.00	0.00	0.42
	0.00	0.00	100.00	0.00	0.00	0.00	0.00	0.00	100.00
	0.00	0.00	3.70	0.00	0.00	0.00	0.00	0.00	0.42
7 X 6	0	0	0	1	2	0	0	0	3
	0.00	0.00	0.00	0.42	0.84	0.00	0.00	0.00	1.26
	0.00	0.00	0.00	33.33	66.67	0.00	0.00	0.00	100.00
	0.00	0.00	0.00	1.92	4.00	0.00	0.00	0.00	1.26
8 X 8	0	0	0	1	0	0	0	0	1
	0.00	0.00	0.00	0.42	0.00	0.00	0.00	0.00	0.42
	0.00	0.00	0.00	100.00	0.00	0.00	0.00	0.00	100.00
	0.00	0.00	0.00	1.92	0.00	0.00	0.00	0.00	0.42
9 X 9	0	0	0	1	0	0	0	0	1
	0.00	0.00	0.00	0.42	0.00	0.00	0.00	0.00	0.42
	0.00	0.00	0.00	100.00	0.00	0.00	0.00	0.00	100.00
	0.00	0.00	0.00	1.92	0.00	0.00	0.00	0.00	0.42
TOTAL	1	34	27	52	50	72	0	2	238
ANTLRD	0.42	14.29	11.34	21.85	21.01	30.25	0.00	0.84	100.00
	0.42	14.29	11.34	21.85	21.01	30.25	0.00	0.84	100.00
	100.00	100.00	100.00	100.00	100.00	100.00	0.00	100.00	100.00

1994 WHITETAIL DEER ANTLER STATISTICS BY TIME PERIOD

DISTRICT 641

FREQ TOT% ROW% COL%	09/01 TO 10/22	10/23 TO 10/29	10/30 TO 11/05	11/06 TO 11/12	11/13 TO 11/19	11/20 TO 11/27	11/28 TO 01/15	UNKWN	TOTAL
ANTLSS	0 0.00 0.00 0.00	16 30.77 30.77 100.00	6 11.54 11.54 100.00	5 9.62 9.62 100.00	10 19.23 19.23 100.00	15 28.85 28.85 100.00	0 0.00 0.00 0.00	0 0.00 0.00 0.00	52 100.00 100.00 100.00
2 X 1	0 0.00 0.00 0.00	0 0.00 0.00 0.00	0 0.00 0.00 0.00	1 1.35 100.00 7.14	0 0.00 0.00 0.00	0 0.00 0.00 0.00	0 0.00 0.00 0.00	0 0.00 0.00 0.00	1 1.35 100.00 1.35
2 X 2	0 0.00 0.00 0.00	1 1.35 100.00 6.67	0 0.00 0.00 0.00	0 0.00 0.00 0.00	0 0.00 0.00 0.00	0 0.00 0.00 0.00	0 0.00 0.00 0.00	0 0.00 0.00 0.00	1 1.35 100.00 1.35
3 X 2	0 0.00 0.00 0.00	0 0.00 0.00 0.00	0 0.00 0.00 0.00	1 1.35 100.00 7.14	0 0.00 0.00 0.00	0 0.00 0.00 0.00	0 0.00 0.00 0.00	0 0.00 0.00 0.00	1 1.35 100.00 1.35
3 X 3	0 0.00 0.00 0.00	1 1.35 11.11 6.67	0 0.00 0.00 0.00	2 2.70 22.22 14.29	2 2.70 22.22 13.33	4 5.41 44.44 20.00	0 0.00 0.00 0.00	0 0.00 0.00 0.00	9 12.16 100.00 12.16
4 X 4	0 0.00 0.00 0.00	4 5.41 14.29 26.67	5 6.76 17.86 50.00	3 4.05 10.71 21.43	7 9.46 25.00 46.67	9 12.16 32.14 45.00	0 0.00 0.00 0.00	0 0.00 0.00 0.00	28 37.84 100.00 37.84
5 X 4	0 0.00 0.00 0.00	2 2.70 22.22 13.33	1 1.35 11.11 10.00	0 0.00 0.00 0.00	3 4.05 33.33 20.00	3 4.05 33.33 15.00	0 0.00 0.00 0.00	0 0.00 0.00 0.00	9 12.16 100.00 12.16
5 X 5	0 0.00 0.00 0.00	5 6.76 26.32 33.33	3 4.05 15.79 30.00	5 6.76 26.32 35.71	3 4.05 15.79 20.00	3 4.05 15.79 15.00	0 0.00 0.00 0.00	0 0.00 0.00 0.00	19 25.68 100.00 25.68
6 X 5	0 0.00 0.00 0.00	2 2.70 66.67 13.33	0 0.00 0.00 0.00	1 1.35 33.33 7.14	0 0.00 0.00 0.00	0 0.00 0.00 0.00	0 0.00 0.00 0.00	0 0.00 0.00 0.00	3 4.05 100.00 4.05

1994 WHITETAIL DEER ANTLER STATISTICS BY TIME PERIOD

DISTRICT 641 (CONTINUED)

FREQ	09/01	10/23	10/30	11/06	11/13	11/20	11/28	UNKWN	TOTAL
TOT%	TO	TO	TO	TO	TO	TO	TO		
ROW%	10/22	10/29	11/05	11/12	11/19	11/27	01/15		
COL%									
6 X 6	0	0	1	1	0	0	0	0	2
	0.00	0.00	1.35	1.35	0.00	0.00	0.00	0.00	2.70
	0.00	0.00	50.00	50.00	0.00	0.00	0.00	0.00	100.00
	0.00	0.00	10.00	7.14	0.00	0.00	0.00	0.00	2.70
8 X 6	0	0	0	0	0	1	0	0	1
	0.00	0.00	0.00	0.00	0.00	1.35	0.00	0.00	1.35
	0.00	0.00	0.00	0.00	0.00	100.00	0.00	0.00	100.00
	0.00	0.00	0.00	0.00	0.00	5.00	0.00	0.00	1.35
TOTAL	0	15	10	14	15	20	0	0	74
ANTLRD	0.00	20.27	13.51	18.92	20.27	27.03	0.00	0.00	100.00
	0.00	20.27	13.51	18.92	20.27	27.03	0.00	0.00	100.00
	0.00	100.00	100.00	100.00	100.00	100.00	0.00	0.00	100.00

1994 WHITETAIL DEER ANTLER STATISTICS BY TIME PERIOD

DISTRICT 650

FREQ	09/01	10/23	10/30	11/06	11/13	11/20	11/28	UNKWN	TOTAL
TOT%	TO	TO	TO	TO	TO	TO	TO		
ROW%	10/22	10/29	11/05	11/12	11/19	11/27	01/15		
COL%									
ANTLSS	2	17	11	16	10	17	0	0	73
	2.74	23.29	15.07	21.92	13.70	23.29	0.00	0.00	100.00
	2.74	23.29	15.07	21.92	13.70	23.29	0.00	0.00	100.00
	100.00	100.00	100.00	100.00	100.00	100.00	0.00	0.00	100.00
2 X 2	0	0	1	1	1	3	0	0	6
	0.00	0.00	1.32	1.32	1.32	3.95	0.00	0.00	7.89
	0.00	0.00	16.67	16.67	16.67	50.00	0.00	0.00	100.00
	0.00	0.00	20.00	7.69	6.25	13.64	0.00	0.00	7.89
3 X 2	0	2	0	0	0	0	0	0	2
	0.00	2.63	0.00	0.00	0.00	0.00	0.00	0.00	2.63
	0.00	100.00	0.00	0.00	0.00	0.00	0.00	0.00	100.00
	0.00	11.76	0.00	0.00	0.00	0.00	0.00	0.00	2.63
3 X 3	0	1	1	1	2	4	0	0	9
	0.00	1.32	1.32	1.32	2.63	5.26	0.00	0.00	11.84
	0.00	11.11	11.11	11.11	22.22	44.44	0.00	0.00	100.00
	0.00	5.88	20.00	7.69	12.50	18.18	0.00	0.00	11.84
4 X 2	0	0	0	0	0	1	0	0	1
	0.00	0.00	0.00	0.00	0.00	1.32	0.00	0.00	1.32
	0.00	0.00	0.00	0.00	0.00	100.00	0.00	0.00	100.00
	0.00	0.00	0.00	0.00	0.00	4.55	0.00	0.00	1.32
4 X 3	0	0	0	1	0	1	0	0	2
	0.00	0.00	0.00	1.32	0.00	1.32	0.00	0.00	2.63
	0.00	0.00	0.00	50.00	0.00	50.00	0.00	0.00	100.00
	0.00	0.00	0.00	7.69	0.00	4.55	0.00	0.00	2.63
4 X 4	2	6	1	8	6	9	0	1	33
	2.63	7.89	1.32	10.53	7.89	11.84	0.00	1.32	43.42
	6.06	18.18	3.03	24.24	18.18	27.27	0.00	3.03	100.00
	100.00	35.29	20.00	61.54	37.50	40.91	0.00	100.00	43.42
5 X 4	0	4	0	0	1	1	0	0	6
	0.00	5.26	0.00	0.00	1.32	1.32	0.00	0.00	7.89
	0.00	66.67	0.00	0.00	16.67	16.67	0.00	0.00	100.00
	0.00	23.53	0.00	0.00	6.25	4.55	0.00	0.00	7.89
5 X 5	0	4	2	2	3	3	0	0	14
	0.00	5.26	2.63	2.63	3.95	3.95	0.00	0.00	18.42
	0.00	28.57	14.29	14.29	21.43	21.43	0.00	0.00	100.00
	0.00	23.53	40.00	15.38	18.75	13.64	0.00	0.00	18.42

1994 WHITETAIL DEER ANTLER STATISTICS BY TIME PERIOD

DISTRICT 650 (CONTINUED)

FREQ	09/01	10/23	10/30	11/06	11/13	11/20	11/28	UNKWN	TOTAL
TOT%	TO	TO	TO	TO	TO	TO	TO		
ROW%	10/22	10/29	11/05	11/12	11/19	11/27	01/15		
COL%									
6 X 6	0	0	0	0	1	0	0	0	1
	0.00	0.00	0.00	0.00	1.32	0.00	0.00	0.00	1.32
	0.00	0.00	0.00	0.00	100.00	0.00	0.00	0.00	100.00
	0.00	0.00	0.00	0.00	6.25	0.00	0.00	0.00	1.32
7 X 6	0	0	0	0	1	0	0	0	1
	0.00	0.00	0.00	0.00	1.32	0.00	0.00	0.00	1.32
	0.00	0.00	0.00	0.00	100.00	0.00	0.00	0.00	100.00
	0.00	0.00	0.00	0.00	6.25	0.00	0.00	0.00	1.32
7 X 7	0	0	0	0	1	0	0	0	1
	0.00	0.00	0.00	0.00	1.32	0.00	0.00	0.00	1.32
	0.00	0.00	0.00	0.00	100.00	0.00	0.00	0.00	100.00
	0.00	0.00	0.00	0.00	6.25	0.00	0.00	0.00	1.32
TOTAL	2	17	5	13	16	22	0	1	76
ANTLRD	2.63	22.37	6.58	17.11	21.05	28.95	0.00	1.32	100.00
	2.63	22.37	6.58	17.11	21.05	28.95	0.00	1.32	100.00
	100.00	100.00	100.00	100.00	100.00	100.00	0.00	100.00	100.00

1994 WHITETAIL DEER ANTLER STATISTICS BY TIME PERIOD

DISTRICT 651

FREQ	09/01	10/23	10/30	11/06	11/13	11/20	11/28	UNKWN	TOTAL
TOT%	TO	TO	TO	TO	TO	TO	TO		
ROW%	10/22	10/29	11/05	11/12	11/19	11/27	01/15		
COL%									
ANTLSS	4	27	18	17	16	28	0	1	111
	3.60	24.32	16.22	15.32	14.41	25.23	0.00	0.90	100.00
	3.60	24.32	16.22	15.32	14.41	25.23	0.00	0.90	100.00
	100.00	100.00	100.00	100.00	100.00	100.00	0.00	100.00	100.00
1 X 1	0	0	0	2	0	0	0	0	2
	0.00	0.00	0.00	1.26	0.00	0.00	0.00	0.00	1.26
	0.00	0.00	0.00	100.00	0.00	0.00	0.00	0.00	100.00
	0.00	0.00	0.00	8.70	0.00	0.00	0.00	0.00	1.26
2 X 1	0	0	0	1	0	0	0	0	1
	0.00	0.00	0.00	0.63	0.00	0.00	0.00	0.00	0.63
	0.00	0.00	0.00	100.00	0.00	0.00	0.00	0.00	100.00
	0.00	0.00	0.00	4.35	0.00	0.00	0.00	0.00	0.63
2 X 2	0	2	1	0	3	4	0	0	10
	0.00	1.26	0.63	0.00	1.89	2.52	0.00	0.00	6.29
	0.00	20.00	10.00	0.00	30.00	40.00	0.00	0.00	100.00
	0.00	11.11	5.00	0.00	7.32	7.55	0.00	0.00	6.29
3 X 2	0	0	0	0	3	1	0	0	4
	0.00	0.00	0.00	0.00	1.89	0.63	0.00	0.00	2.52
	0.00	0.00	0.00	0.00	75.00	25.00	0.00	0.00	100.00
	0.00	0.00	0.00	0.00	7.32	1.89	0.00	0.00	2.52
3 X 3	1	2	2	5	4	7	0	0	21
	0.63	1.26	1.26	3.14	2.52	4.40	0.00	0.00	13.21
	4.76	9.52	9.52	23.81	19.05	33.33	0.00	0.00	100.00
	33.33	11.11	10.00	21.74	9.76	13.21	0.00	0.00	13.21
4 X 2	0	1	0	0	0	0	0	0	1
	0.00	0.63	0.00	0.00	0.00	0.00	0.00	0.00	0.63
	0.00	100.00	0.00	0.00	0.00	0.00	0.00	0.00	100.00
	0.00	5.56	0.00	0.00	0.00	0.00	0.00	0.00	0.63
4 X 3	0	0	1	1	0	3	0	0	5
	0.00	0.00	0.63	0.63	0.00	1.89	0.00	0.00	3.14
	0.00	0.00	20.00	20.00	0.00	60.00	0.00	0.00	100.00
	0.00	0.00	5.00	4.35	0.00	5.66	0.00	0.00	3.14
4 X 4	0	5	10	5	12	20	1	0	53
	0.00	3.14	6.29	3.14	7.55	12.58	0.63	0.00	33.33
	0.00	9.43	18.87	9.43	22.64	37.74	1.89	0.00	100.00
	0.00	27.78	50.00	21.74	29.27	37.74	100.00	0.00	33.33

1994 WHITETAIL DEER ANTLER STATISTICS BY TIME PERIOD

DISTRICT 651 (CONTINUED)

FREQ	TOT%	09/01	10/23	10/30	11/06	11/13	11/20	11/28	UNKWN	TOTAL
ROW%	COL%	TO	TO	TO	TO	TO	TO	TO		
		10/22	10/29	11/05	11/12	11/19	11/27	01/15		
5 X 4		1	3	1	2	7	4	0	0	18
		0.63	1.89	0.63	1.26	4.40	2.52	0.00	0.00	11.32
		5.56	16.67	5.56	11.11	38.89	22.22	0.00	0.00	100.00
		33.33	16.67	5.00	8.70	17.07	7.55	0.00	0.00	11.32
5 X 5		0	2	2	6	9	7	0	0	26
		0.00	1.26	1.26	3.77	5.66	4.40	0.00	0.00	16.35
		0.00	7.69	7.69	23.08	34.62	26.92	0.00	0.00	100.00
		0.00	11.11	10.00	26.09	21.95	13.21	0.00	0.00	16.35
6 X 3		0	0	0	0	0	1	0	0	1
		0.00	0.00	0.00	0.00	0.00	0.63	0.00	0.00	0.63
		0.00	0.00	0.00	0.00	0.00	100.00	0.00	0.00	100.00
		0.00	0.00	0.00	0.00	0.00	1.89	0.00	0.00	0.63
6 X 4		0	0	1	0	0	0	0	0	1
		0.00	0.00	0.63	0.00	0.00	0.00	0.00	0.00	0.63
		0.00	0.00	100.00	0.00	0.00	0.00	0.00	0.00	100.00
		0.00	0.00	5.00	0.00	0.00	0.00	0.00	0.00	0.63
6 X 5		1	0	1	1	2	3	0	0	8
		0.63	0.00	0.63	0.63	1.26	1.89	0.00	0.00	5.03
		12.50	0.00	12.50	12.50	25.00	37.50	0.00	0.00	100.00
		33.33	0.00	5.00	4.35	4.88	5.66	0.00	0.00	5.03
6 X 6		0	1	0	0	0	1	0	0	2
		0.00	0.63	0.00	0.00	0.00	0.63	0.00	0.00	1.26
		0.00	50.00	0.00	0.00	0.00	50.00	0.00	0.00	100.00
		0.00	5.56	0.00	0.00	0.00	1.89	0.00	0.00	1.26
7 X 4		0	0	1	0	0	0	0	0	1
		0.00	0.00	0.63	0.00	0.00	0.00	0.00	0.00	0.63
		0.00	0.00	100.00	0.00	0.00	0.00	0.00	0.00	100.00
		0.00	0.00	5.00	0.00	0.00	0.00	0.00	0.00	0.63
7 X 7		0	0	0	0	1	1	0	0	2
		0.00	0.00	0.00	0.00	0.63	0.63	0.00	0.00	1.26
		0.00	0.00	0.00	0.00	50.00	50.00	0.00	0.00	100.00
		0.00	0.00	0.00	0.00	2.44	1.89	0.00	0.00	1.26
8 X 7		0	2	0	0	0	1	0	0	3
		0.00	1.26	0.00	0.00	0.00	0.63	0.00	0.00	1.89
		0.00	66.67	0.00	0.00	0.00	33.33	0.00	0.00	100.00
		0.00	11.11	0.00	0.00	0.00	1.89	0.00	0.00	1.89

1994 WHITETAIL DEER ANTLER STATISTICS BY TIME PERIOD

DISTRICT 651 (CONTINUED)

FREQ	09/01	10/23	10/30	11/06	11/13	11/20	11/28	UNKWN	TOTAL
TOT%									
ROW%	TO	TO	TO	TO	TO	TO	TO		
COL%	10/22	10/29	11/05	11/12	11/19	11/27	01/15		
TOTAL	3	18	20	23	41	53	1	0	159
ANTLRD	1.89	11.32	12.58	14.47	25.79	33.33	0.63	0.00	100.00
	1.89	11.32	12.58	14.47	25.79	33.33	0.63	0.00	100.00
	100.00	100.00	100.00	100.00	100.00	100.00	100.00	0.00	100.00

1994 WHITETAIL DEER ANTLER STATISTICS BY TIME PERIOD

DISTRICT 670

FREQ	09/01	10/23	10/30	11/06	11/13	11/20	11/28	UNKWN	TOTAL
TOT%	TO	TO	TO	TO	TO	TO	TO		
ROW%	10/22	10/29	11/05	11/12	11/19	11/27	01/15		
COL%									
ANTLSS	3	52	30	25	24	39	13	1	187
	1.60	27.81	16.04	13.37	12.83	20.86	6.95	0.53	100.00
	1.60	27.81	16.04	13.37	12.83	20.86	6.95	0.53	100.00
	100.00	100.00	100.00	100.00	100.00	100.00	100.00	100.00	100.00
1 X 1	0	1	0	0	1	0	0	0	2
	0.00	0.93	0.00	0.00	0.93	0.00	0.00	0.00	1.85
	0.00	50.00	0.00	0.00	50.00	0.00	0.00	0.00	100.00
	0.00	5.00	0.00	0.00	3.70	0.00	0.00	0.00	1.85
2 X 2	0	0	1	0	2	3	0	0	6
	0.00	0.00	0.93	0.00	1.85	2.78	0.00	0.00	5.56
	0.00	0.00	16.67	0.00	33.33	50.00	0.00	0.00	100.00
	0.00	0.00	7.69	0.00	7.41	10.00	0.00	0.00	5.56
3 X -	0	0	0	0	0	1	0	0	1
	0.00	0.00	0.00	0.00	0.00	0.93	0.00	0.00	0.93
	0.00	0.00	0.00	0.00	0.00	100.00	0.00	0.00	100.00
	0.00	0.00	0.00	0.00	0.00	3.33	0.00	0.00	0.93
3 X 3	0	0	1	2	1	2	0	0	6
	0.00	0.00	0.93	1.85	0.93	1.85	0.00	0.00	5.56
	0.00	0.00	16.67	33.33	16.67	33.33	0.00	0.00	100.00
	0.00	0.00	7.69	12.50	3.70	6.67	0.00	0.00	5.56
4 X 3	0	0	0	1	0	0	0	0	1
	0.00	0.00	0.00	0.93	0.00	0.00	0.00	0.00	0.93
	0.00	0.00	0.00	100.00	0.00	0.00	0.00	0.00	100.00
	0.00	0.00	0.00	6.25	0.00	0.00	0.00	0.00	0.93
4 X 4	0	6	6	4	14	14	0	0	44
	0.00	5.56	5.56	3.70	12.96	12.96	0.00	0.00	40.74
	0.00	13.64	13.64	9.09	31.82	31.82	0.00	0.00	100.00
	0.00	30.00	46.15	25.00	51.85	46.67	0.00	0.00	40.74
5 X 4	0	2	0	3	2	2	0	0	9
	0.00	1.85	0.00	2.78	1.85	1.85	0.00	0.00	8.33
	0.00	22.22	0.00	33.33	22.22	22.22	0.00	0.00	100.00
	0.00	10.00	0.00	18.75	7.41	6.67	0.00	0.00	8.33
5 X 5	1	8	3	2	6	6	0	1	27
	0.93	7.41	2.78	1.85	5.56	5.56	0.00	0.93	25.00
	3.70	29.63	11.11	7.41	22.22	22.22	0.00	3.70	100.00
	100.00	40.00	23.08	12.50	22.22	20.00	0.00	100.00	25.00

1994 WHITETAIL DEER ANTLER STATISTICS BY TIME PERIOD

DISTRICT 670 (CONTINUED)

FREQ	09/01	10/23	10/30	11/06	11/13	11/20	11/28	UNKWN	TOTAL
TOT%	TO	TO	TO	TO	TO	TO	TO		
ROW%	10/22	10/29	11/05	11/12	11/19	11/27	01/15		
COL%									
6 X 4	0	0	1	0	0	0	0	0	1
	0.00	0.00	0.93	0.00	0.00	0.00	0.00	0.00	0.93
	0.00	0.00	100.00	0.00	0.00	0.00	0.00	0.00	100.00
	0.00	0.00	7.69	0.00	0.00	0.00	0.00	0.00	0.93
6 X 5	0	0	1	2	1	0	0	0	4
	0.00	0.00	0.93	1.85	0.93	0.00	0.00	0.00	3.70
	0.00	0.00	25.00	50.00	25.00	0.00	0.00	0.00	100.00
	0.00	0.00	7.69	12.50	3.70	0.00	0.00	0.00	3.70
6 X 6	0	2	0	1	0	2	0	0	5
	0.00	1.85	0.00	0.93	0.00	1.85	0.00	0.00	4.63
	0.00	40.00	0.00	20.00	0.00	40.00	0.00	0.00	100.00
	0.00	10.00	0.00	6.25	0.00	6.67	0.00	0.00	4.63
7 X 6	0	1	0	0	0	0	0	0	1
	0.00	0.93	0.00	0.00	0.00	0.00	0.00	0.00	0.93
	0.00	100.00	0.00	0.00	0.00	0.00	0.00	0.00	100.00
	0.00	5.00	0.00	0.00	0.00	0.00	0.00	0.00	0.93
9 X 7	0	0	0	1	0	0	0	0	1
	0.00	0.00	0.00	0.93	0.00	0.00	0.00	0.00	0.93
	0.00	0.00	0.00	100.00	0.00	0.00	0.00	0.00	100.00
	0.00	0.00	0.00	6.25	0.00	0.00	0.00	0.00	0.93
TOTAL	1	20	13	16	27	30	0	1	108
ANTLRD	0.93	18.52	12.04	14.81	25.00	27.78	0.00	0.93	100.00
	0.93	18.52	12.04	14.81	25.00	27.78	0.00	0.93	100.00
	100.00	100.00	100.00	100.00	100.00	100.00	0.00	100.00	100.00

1994 WHITETAIL DEER ANTLER STATISTICS BY TIME PERIOD

DISTRICT 680

FREQ	09/01	10/23	10/30	11/06	11/13	11/20	11/28	UNKWN	TOTAL
TOT%	TO	TO	TO	TO	TO	TO	TO		
ROW%	10/22	10/29	11/05	11/12	11/19	11/27	01/15		
COL%									
ANTLSS	0	2	4	1	1	6	0	0	14
	0.00	14.29	28.57	7.14	7.14	42.86	0.00	0.00	100.00
	0.00	14.29	28.57	7.14	7.14	42.86	0.00	0.00	100.00
	0.00	100.00	100.00	100.00	100.00	100.00	0.00	0.00	100.00
3 X 2	0	0	1	1	0	0	0	0	2
	0.00	0.00	5.88	5.88	0.00	0.00	0.00	0.00	11.76
	0.00	0.00	50.00	50.00	0.00	0.00	0.00	0.00	100.00
	0.00	0.00	20.00	50.00	0.00	0.00	0.00	0.00	11.76
3 X 3	0	0	0	0	0	1	0	0	1
	0.00	0.00	0.00	0.00	0.00	5.88	0.00	0.00	5.88
	0.00	0.00	0.00	0.00	0.00	100.00	0.00	0.00	100.00
	0.00	0.00	0.00	0.00	0.00	50.00	0.00	0.00	5.88
4 X 4	0	3	3	1	1	1	0	0	9
	0.00	17.65	17.65	5.88	5.88	5.88	0.00	0.00	52.94
	0.00	33.33	33.33	11.11	11.11	11.11	0.00	0.00	100.00
	0.00	100.00	60.00	50.00	20.00	50.00	0.00	0.00	52.94
5 X 5	0	0	0	0	1	0	0	0	1
	0.00	0.00	0.00	0.00	5.88	0.00	0.00	0.00	5.88
	0.00	0.00	0.00	0.00	100.00	0.00	0.00	0.00	100.00
	0.00	0.00	0.00	0.00	20.00	0.00	0.00	0.00	5.88
6 X 6	0	0	0	0	1	0	0	0	1
	0.00	0.00	0.00	0.00	5.88	0.00	0.00	0.00	5.88
	0.00	0.00	0.00	0.00	100.00	0.00	0.00	0.00	100.00
	0.00	0.00	0.00	0.00	20.00	0.00	0.00	0.00	5.88
7 X 5	0	0	1	0	0	0	0	0	1
	0.00	0.00	5.88	0.00	0.00	0.00	0.00	0.00	5.88
	0.00	0.00	100.00	0.00	0.00	0.00	0.00	0.00	100.00
	0.00	0.00	20.00	0.00	0.00	0.00	0.00	0.00	5.88
7 X 6	0	0	0	0	1	0	0	0	1
	0.00	0.00	0.00	0.00	5.88	0.00	0.00	0.00	5.88
	0.00	0.00	0.00	0.00	100.00	0.00	0.00	0.00	100.00
	0.00	0.00	0.00	0.00	20.00	0.00	0.00	0.00	5.88
8 X 8	0	0	0	0	1	0	0	0	1
	0.00	0.00	0.00	0.00	5.88	0.00	0.00	0.00	5.88
	0.00	0.00	0.00	0.00	100.00	0.00	0.00	0.00	100.00
	0.00	0.00	0.00	0.00	20.00	0.00	0.00	0.00	5.88

1994 WHITETAIL DEER ANTLER STATISTICS BY TIME PERIOD

DISTRICT 680 (CONTINUED)

FREQ	09/01	10/23	10/30	11/06	11/13	11/20	11/28	UNKWN	TOTAL
TOT%	TO	TO	TO	TO	TO	TO	TO		
ROW%	10/22	10/29	11/05	11/12	11/19	11/27	01/15		
COL%									
TOTAL	0	3	5	2	5	2	0	0	17
ANTLRD	0.00	17.65	29.41	11.76	29.41	11.76	0.00	0.00	100.00
	0.00	17.65	29.41	11.76	29.41	11.76	0.00	0.00	100.00
	0.00	100.00	100.00	100.00	100.00	100.00	0.00	0.00	100.00

1994 WHITETAIL DEER ANTLER STATISTICS BY TIME PERIOD

DISTRICT 690

FREQ	09/01	10/23	10/30	11/06	11/13	11/20	11/28	UNKWN	TOTAL
TOT%	TO	TO	TO	TO	TO	TO	TO		
ROW%	10/22	10/29	11/05	11/12	11/19	11/27	01/15		
COL%									
ANTLSS	1	30	28	25	26	37	13	0	160
	0.63	18.75	17.50	15.63	16.25	23.13	8.13	0.00	100.00
	0.63	18.75	17.50	15.63	16.25	23.13	8.13	0.00	100.00
	100.00	100.00	100.00	100.00	100.00	100.00	100.00	0.00	100.00
1 X 1	0	1	1	0	0	1	0	0	3
	0.00	0.94	0.94	0.00	0.00	0.94	0.00	0.00	2.83
	0.00	33.33	33.33	0.00	0.00	33.33	0.00	0.00	100.00
	0.00	7.69	6.25	0.00	0.00	2.27	0.00	0.00	2.83
2 X 1	0	1	0	0	0	1	0	0	2
	0.00	0.94	0.00	0.00	0.00	0.94	0.00	0.00	1.89
	0.00	50.00	0.00	0.00	0.00	50.00	0.00	0.00	100.00
	0.00	7.69	0.00	0.00	0.00	2.27	0.00	0.00	1.89
2 X 2	0	4	1	3	2	3	0	0	13
	0.00	3.77	0.94	2.83	1.89	2.83	0.00	0.00	12.26
	0.00	30.77	7.69	23.08	15.38	23.08	0.00	0.00	100.00
	0.00	30.77	6.25	18.75	11.76	6.82	0.00	0.00	12.26
3 X 1	0	0	0	1	0	0	0	0	1
	0.00	0.00	0.00	0.94	0.00	0.00	0.00	0.00	0.94
	0.00	0.00	0.00	100.00	0.00	0.00	0.00	0.00	100.00
	0.00	0.00	0.00	6.25	0.00	0.00	0.00	0.00	0.94
3 X 3	0	1	2	2	2	5	0	0	12
	0.00	0.94	1.89	1.89	1.89	4.72	0.00	0.00	11.32
	0.00	8.33	16.67	16.67	16.67	41.67	0.00	0.00	100.00
	0.00	7.69	12.50	12.50	11.76	11.36	0.00	0.00	11.32
4 X 3	0	1	0	0	0	0	0	0	1
	0.00	0.94	0.00	0.00	0.00	0.00	0.00	0.00	0.94
	0.00	100.00	0.00	0.00	0.00	0.00	0.00	0.00	100.00
	0.00	7.69	0.00	0.00	0.00	0.00	0.00	0.00	0.94
4 X 4	0	1	9	8	8	22	0	0	48
	0.00	0.94	8.49	7.55	7.55	20.75	0.00	0.00	45.28
	0.00	2.08	18.75	16.67	16.67	45.83	0.00	0.00	100.00
	0.00	7.69	56.25	50.00	47.06	50.00	0.00	0.00	45.28
5 X 4	0	0	1	0	2	3	0	0	6
	0.00	0.00	0.94	0.00	1.89	2.83	0.00	0.00	5.66
	0.00	0.00	16.67	0.00	33.33	50.00	0.00	0.00	100.00
	0.00	0.00	6.25	0.00	11.76	6.82	0.00	0.00	5.66

1994 WHITETAIL DEER ANTLER STATISTICS BY TIME PERIOD

DISTRICT 690 (CONTINUED)

FREQ	09/01	10/23	10/30	11/06	11/13	11/20	11/28	UNKWN	TOTAL
TOT%	TO	TO	TO	TO	TO	TO	TO		
ROW%	10/22	10/29	11/05	11/12	11/19	11/27	01/15		
COL%									
5 X 5	0	3	1	1	1	7	0	0	13
	0.00	2.83	0.94	0.94	0.94	6.60	0.00	0.00	12.26
	0.00	23.08	7.69	7.69	7.69	53.85	0.00	0.00	100.00
	0.00	23.08	6.25	6.25	5.88	15.91	0.00	0.00	12.26
6 X 4	0	0	0	0	1	0	0	0	1
	0.00	0.00	0.00	0.00	0.94	0.00	0.00	0.00	0.94
	0.00	0.00	0.00	0.00	100.00	0.00	0.00	0.00	100.00
	0.00	0.00	0.00	0.00	5.88	0.00	0.00	0.00	0.94
6 X 5	0	1	1	1	1	2	0	0	6
	0.00	0.94	0.94	0.94	0.94	1.89	0.00	0.00	5.66
	0.00	16.67	16.67	16.67	16.67	33.33	0.00	0.00	100.00
	0.00	7.69	6.25	6.25	5.88	4.55	0.00	0.00	5.66
TOTAL	0	13	16	16	17	44	0	0	106
ANTLRD	0.00	12.26	15.09	15.09	16.04	41.51	0.00	0.00	100.00
	0.00	12.26	15.09	15.09	16.04	41.51	0.00	0.00	100.00
	0.00	100.00	100.00	100.00	100.00	100.00	0.00	0.00	100.00

1994 WHITETAIL DEER ANTLER STATISTICS BY TIME PERIOD

DISTRICT 6XX

FREQ	09/01	10/23	10/30	11/06	11/13	11/20	11/28	UNKWN	TOTAL
TOT%	TO	TO	TO	TO	TO	TO	TO		
ROW%	10/22	10/29	11/05	11/12	11/19	11/27	01/15		
COL%									
ANTLSS	0	1	2	0	2	3	0	0	8
	0.00	12.50	25.00	0.00	25.00	37.50	0.00	0.00	100.00
	0.00	12.50	25.00	0.00	25.00	37.50	0.00	0.00	100.00
	0.00	100.00	100.00	0.00	100.00	100.00	0.00	0.00	100.00
1 X 1	0	0	0	2	0	0	0	0	2
	0.00	0.00	0.00	40.00	0.00	0.00	0.00	0.00	40.00
	0.00	0.00	0.00	100.00	0.00	0.00	0.00	0.00	100.00
	0.00	0.00	0.00	100.00	0.00	0.00	0.00	0.00	40.00
2 X 2	0	0	0	0	1	0	0	0	1
	0.00	0.00	0.00	0.00	20.00	0.00	0.00	0.00	20.00
	0.00	0.00	0.00	0.00	100.00	0.00	0.00	0.00	100.00
	0.00	0.00	0.00	0.00	50.00	0.00	0.00	0.00	20.00
3 X 3	0	0	0	0	0	0	0	1	1
	0.00	0.00	0.00	0.00	0.00	0.00	0.00	20.00	20.00
	0.00	0.00	0.00	0.00	0.00	0.00	0.00	100.00	100.00
	0.00	0.00	0.00	0.00	0.00	0.00	0.00	100.00	20.00
7 X 6	0	0	0	0	1	0	0	0	1
	0.00	0.00	0.00	0.00	20.00	0.00	0.00	0.00	20.00
	0.00	0.00	0.00	0.00	100.00	0.00	0.00	0.00	100.00
	0.00	0.00	0.00	0.00	50.00	0.00	0.00	0.00	20.00
TOTAL ANTLRD	0	0	0	2	2	0	0	1	5
	0.00	0.00	0.00	40.00	40.00	0.00	0.00	20.00	100.00
	0.00	0.00	0.00	40.00	40.00	0.00	0.00	20.00	100.00
	0.00	0.00	0.00	100.00	100.00	0.00	0.00	100.00	100.00

1994 WHITETAIL DEER ANTLER STATISTICS BY TIME PERIOD

REGION 6

FREQ	09/01	10/23	10/30	11/06	11/13	11/20	11/28	UNKWN	TOTAL
TOT%	TO	TO	TO	TO	TO	TO	TO		
ROW%	10/22	10/29	11/05	11/12	11/19	11/27	01/15		
COL%									
ANTLSS	20	331	180	182	147	299	67	8	1234
	1.62	26.82	14.59	14.75	11.91	24.23	5.43	0.65	100.00
	1.62	26.82	14.59	14.75	11.91	24.23	5.43	0.65	100.00
	100.00	100.00	100.00	100.00	100.00	100.00	100.00	100.00	100.00
0 X 0	0	1	0	0	0	0	0	0	1
	0.00	0.09	0.00	0.00	0.00	0.00	0.00	0.00	0.09
	0.00	100.00	0.00	0.00	0.00	0.00	0.00	0.00	100.00
	0.00	0.60	0.00	0.00	0.00	0.00	0.00	0.00	0.09
1 X 1	0	3	2	5	2	3	0	0	15
	0.00	0.28	0.18	0.46	0.18	0.28	0.00	0.00	1.38
	0.00	20.00	13.33	33.33	13.33	20.00	0.00	0.00	100.00
	0.00	1.80	1.45	2.76	0.91	0.86	0.00	0.00	1.38
2 X 1	0	1	0	2	0	1	0	0	4
	0.00	0.09	0.00	0.18	0.00	0.09	0.00	0.00	0.37
	0.00	25.00	0.00	50.00	0.00	25.00	0.00	0.00	100.00
	0.00	0.60	0.00	1.10	0.00	0.29	0.00	0.00	0.37
2 X 2	0	11	13	11	15	21	0	1	72
	0.00	1.01	1.20	1.01	1.38	1.94	0.00	0.09	6.64
	0.00	15.28	18.06	15.28	20.83	29.17	0.00	1.39	100.00
	0.00	6.59	9.42	6.08	6.85	6.00	0.00	10.00	6.64
3 X -	0	1	0	0	0	1	0	0	2
	0.00	0.09	0.00	0.00	0.00	0.09	0.00	0.00	0.18
	0.00	50.00	0.00	0.00	0.00	50.00	0.00	0.00	100.00
	0.00	0.60	0.00	0.00	0.00	0.29	0.00	0.00	0.18
3 X 1	0	0	0	1	0	0	0	0	1
	0.00	0.00	0.00	0.09	0.00	0.00	0.00	0.00	0.09
	0.00	0.00	0.00	100.00	0.00	0.00	0.00	0.00	100.00
	0.00	0.00	0.00	0.55	0.00	0.00	0.00	0.00	0.09
3 X 2	0	3	2	4	4	8	0	0	21
	0.00	0.28	0.18	0.37	0.37	0.74	0.00	0.00	1.94
	0.00	14.29	9.52	19.05	19.05	38.10	0.00	0.00	100.00
	0.00	1.80	1.45	2.21	1.83	2.29	0.00	0.00	1.94
3 X 3	1	17	11	22	14	49	0	2	116
	0.09	1.57	1.01	2.03	1.29	4.52	0.00	0.18	10.69
	0.86	14.66	9.48	18.97	12.07	42.24	0.00	1.72	100.00
	5.88	10.18	7.97	12.15	6.39	14.00	0.00	20.00	10.69

1994 WHITETAIL DEER ANTLER STATISTICS BY TIME PERIOD

REGION 6 (CONTINUED)

FREQ	TOT%	09/01	10/23	10/30	11/06	11/13	11/20	11/28	UNKWN	TOTAL
ROW%	COL%	TO	TO	TO	TO	TO	TO	TO		
		10/22	10/29	11/05	11/12	11/19	11/27	01/15		
4 X 1		0	0	0	0	1	0	0	0	1
		0.00	0.00	0.00	0.00	0.09	0.00	0.00	0.00	0.09
		0.00	0.00	0.00	0.00	100.00	0.00	0.00	0.00	100.00
		0.00	0.00	0.00	0.00	0.46	0.00	0.00	0.00	0.09
4 X 2		0	1	0	0	0	1	0	0	2
		0.00	0.09	0.00	0.00	0.00	0.09	0.00	0.00	0.18
		0.00	50.00	0.00	0.00	0.00	50.00	0.00	0.00	100.00
		0.00	0.60	0.00	0.00	0.00	0.29	0.00	0.00	0.18
4 X 3		0	6	4	6	2	10	0	0	28
		0.00	0.55	0.37	0.55	0.18	0.92	0.00	0.00	2.58
		0.00	21.43	14.29	21.43	7.14	35.71	0.00	0.00	100.00
		0.00	3.59	2.90	3.31	0.91	2.86	0.00	0.00	2.58
4 X 4		7	51	63	60	89	137	1	4	412
		0.65	4.70	5.81	5.53	8.20	12.63	0.09	0.37	37.97
		1.70	12.38	15.29	14.56	21.60	33.25	0.24	0.97	100.00
		41.18	30.54	45.65	33.15	40.64	39.14	33.33	40.00	37.97
5 X -		0	0	1	0	0	0	0	0	1
		0.00	0.00	0.09	0.00	0.00	0.00	0.00	0.00	0.09
		0.00	0.00	100.00	0.00	0.00	0.00	0.00	0.00	100.00
		0.00	0.00	0.72	0.00	0.00	0.00	0.00	0.00	0.09
5 X 3		0	0	0	0	0	1	0	0	1
		0.00	0.00	0.00	0.00	0.00	0.09	0.00	0.00	0.09
		0.00	0.00	0.00	0.00	0.00	100.00	0.00	0.00	100.00
		0.00	0.00	0.00	0.00	0.00	0.29	0.00	0.00	0.09
5 X 4		3	17	9	12	23	27	1	0	92
		0.28	1.57	0.83	1.11	2.12	2.49	0.09	0.00	8.48
		3.26	18.48	9.78	13.04	25.00	29.35	1.09	0.00	100.00
		17.65	10.18	6.52	6.63	10.50	7.71	33.33	0.00	8.48
5 X 5		4	37	21	37	44	66	1	1	211
		0.37	3.41	1.94	3.41	4.06	6.08	0.09	0.09	19.45
		1.90	17.54	9.95	17.54	20.85	31.28	0.47	0.47	100.00
		23.53	22.16	15.22	20.44	20.09	18.86	33.33	10.00	19.45
6 X 3		0	0	0	0	0	1	0	0	1
		0.00	0.00	0.00	0.00	0.00	0.09	0.00	0.00	0.09
		0.00	0.00	0.00	0.00	0.00	100.00	0.00	0.00	100.00
		0.00	0.00	0.00	0.00	0.00	0.29	0.00	0.00	0.09

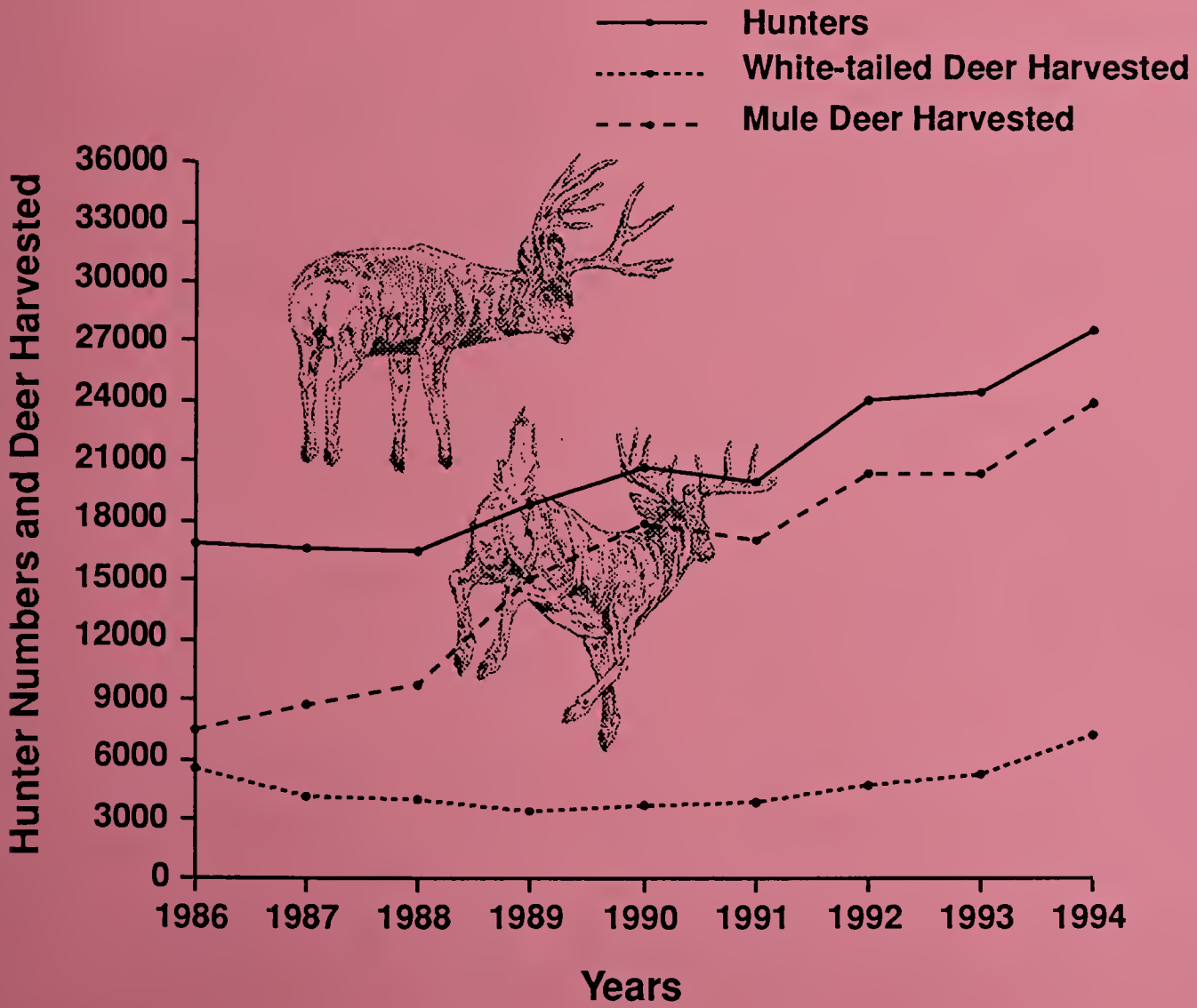
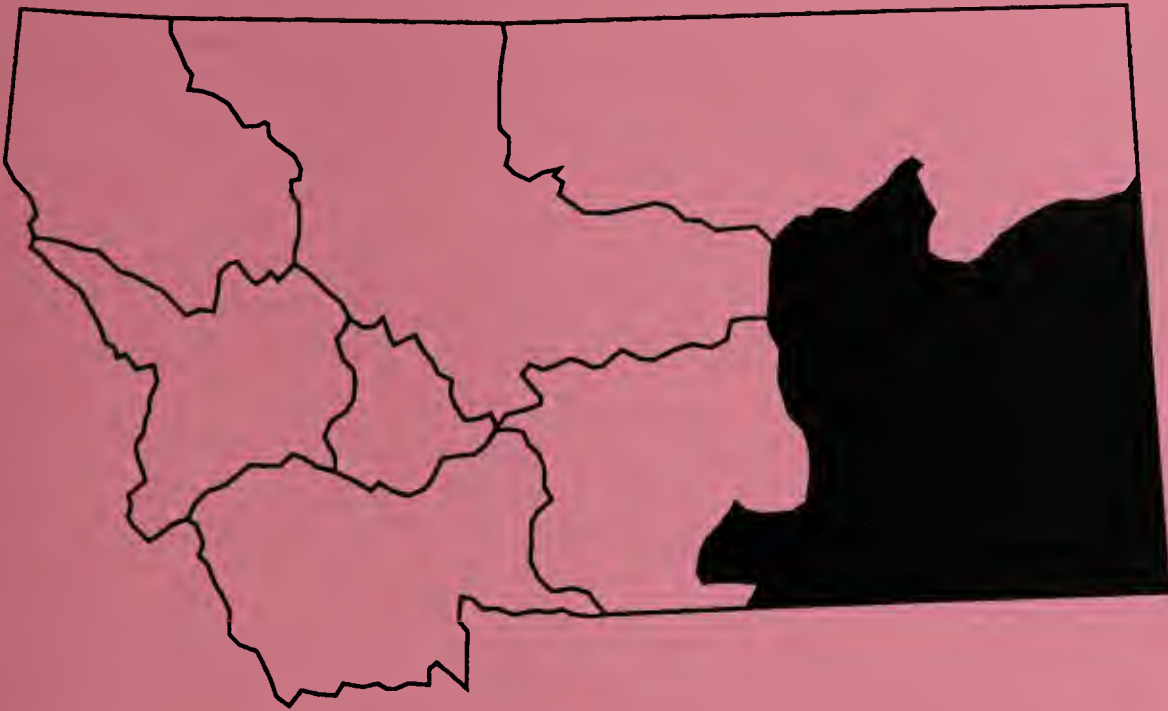
1994 WHITETAIL DEER ANTLER STATISTICS BY TIME PERIOD

REGION 6 (CONTINUED)

FREQ	09/01	10/23	10/30	11/06	11/13	11/20	11/28	UNKWN	TOTAL
TOT%	TO	TO	TO	TO	TO	TO	TO		
ROW%	10/22	10/29	11/05	11/12	11/19	11/27	01/15		
COL%									
6 X 4	0	0	2	1	1	0	0	0	4
	0.00	0.00	0.18	0.09	0.09	0.00	0.00	0.00	0.37
	0.00	0.00	50.00	25.00	25.00	0.00	0.00	0.00	100.00
	0.00	0.00	1.45	0.55	0.46	0.00	0.00	0.00	0.37
6 X 5	1	7	5	8	10	11	0	0	42
	0.09	0.65	0.46	0.74	0.92	1.01	0.00	0.00	3.87
	2.38	16.67	11.90	19.05	23.81	26.19	0.00	0.00	100.00
	5.88	4.19	3.62	4.42	4.57	3.14	0.00	0.00	3.87
6 X 6	0	5	1	4	5	7	0	1	23
	0.00	0.46	0.09	0.37	0.46	0.65	0.00	0.09	2.12
	0.00	21.74	4.35	17.39	21.74	30.43	0.00	4.35	100.00
	0.00	2.99	0.72	2.21	2.28	2.00	0.00	10.00	2.12
7 X -	0	0	0	0	0	1	0	0	1
	0.00	0.00	0.00	0.00	0.00	0.09	0.00	0.00	0.09
	0.00	0.00	0.00	0.00	0.00	100.00	0.00	0.00	100.00
	0.00	0.00	0.00	0.00	0.00	0.29	0.00	0.00	0.09
7 X 4	0	0	1	0	0	1	0	0	2
	0.00	0.00	0.09	0.00	0.00	0.09	0.00	0.00	0.18
	0.00	0.00	50.00	0.00	0.00	50.00	0.00	0.00	100.00
	0.00	0.00	0.72	0.00	0.00	0.29	0.00	0.00	0.18
7 X 5	0	1	2	0	0	0	0	1	4
	0.00	0.09	0.18	0.00	0.00	0.00	0.00	0.09	0.37
	0.00	25.00	50.00	0.00	0.00	0.00	0.00	25.00	100.00
	0.00	0.60	1.45	0.00	0.00	0.00	0.00	10.00	0.37
7 X 6	0	2	1	3	5	0	0	0	11
	0.00	0.18	0.09	0.28	0.46	0.00	0.00	0.00	1.01
	0.00	18.18	9.09	27.27	45.45	0.00	0.00	0.00	100.00
	0.00	1.20	0.72	1.66	2.28	0.00	0.00	0.00	1.01
7 X 7	0	1	0	1	2	1	0	0	5
	0.00	0.09	0.00	0.09	0.18	0.09	0.00	0.00	0.46
	0.00	20.00	0.00	20.00	40.00	20.00	0.00	0.00	100.00
	0.00	0.60	0.00	0.55	0.91	0.29	0.00	0.00	0.46
8 X 6	0	0	0	1	0	1	0	0	2
	0.00	0.00	0.00	0.09	0.00	0.09	0.00	0.00	0.18
	0.00	0.00	0.00	50.00	0.00	50.00	0.00	0.00	100.00
	0.00	0.00	0.00	0.55	0.00	0.29	0.00	0.00	0.18

REGION 7

DEER





1994 WHITETAIL DEER ANTLER STATISTICS BY TIME PERIOD

DISTRICT 700

FREQ TOT% ROW% COL%	09/01 TO 10/22	10/23 TO 10/29	10/30 TO 11/05	11/06 TO 11/12	11/13 TO 11/19	11/20 TO 11/27	11/28 TO 01/15	UNKWN	TOTAL
ANTLSS	2	34	12	6	16	16	0	0	86
	2.33	39.53	13.95	6.98	18.60	18.60	0.00	0.00	100.00
	2.33	39.53	13.95	6.98	18.60	18.60	0.00	0.00	100.00
	100.00	100.00	100.00	100.00	100.00	100.00	0.00	0.00	100.00
2 X 2	0	1	1	1	0	0	0	0	3
	0.00	2.50	2.50	2.50	0.00	0.00	0.00	0.00	7.50
	0.00	33.33	33.33	33.33	0.00	0.00	0.00	0.00	100.00
	0.00	12.50	33.33	14.29	0.00	0.00	0.00	0.00	7.50
3 X 3	0	1	0	1	1	3	0	0	6
	0.00	2.50	0.00	2.50	2.50	7.50	0.00	0.00	15.00
	0.00	16.67	0.00	16.67	16.67	50.00	0.00	0.00	100.00
	0.00	12.50	0.00	14.29	10.00	25.00	0.00	0.00	15.00
4 X 4	0	4	0	3	5	2	0	0	14
	0.00	10.00	0.00	7.50	12.50	5.00	0.00	0.00	35.00
	0.00	28.57	0.00	21.43	35.71	14.29	0.00	0.00	100.00
	0.00	50.00	0.00	42.86	50.00	16.67	0.00	0.00	35.00
5 X 4	0	0	0	0	2	3	0	0	5
	0.00	0.00	0.00	0.00	5.00	7.50	0.00	0.00	12.50
	0.00	0.00	0.00	0.00	40.00	60.00	0.00	0.00	100.00
	0.00	0.00	0.00	0.00	20.00	25.00	0.00	0.00	12.50
5 X 5	0	0	2	2	1	1	0	0	6
	0.00	0.00	5.00	5.00	2.50	2.50	0.00	0.00	15.00
	0.00	0.00	33.33	33.33	16.67	16.67	0.00	0.00	100.00
	0.00	0.00	66.67	28.57	10.00	8.33	0.00	0.00	15.00
6 X 5	0	1	0	0	0	0	0	0	1
	0.00	2.50	0.00	0.00	0.00	0.00	0.00	0.00	2.50
	0.00	100.00	0.00	0.00	0.00	0.00	0.00	0.00	100.00
	0.00	12.50	0.00	0.00	0.00	0.00	0.00	0.00	2.50
6 X 6	0	1	0	0	0	2	0	0	3
	0.00	2.50	0.00	0.00	0.00	5.00	0.00	0.00	7.50
	0.00	33.33	0.00	0.00	0.00	66.67	0.00	0.00	100.00
	0.00	12.50	0.00	0.00	0.00	16.67	0.00	0.00	7.50
7 X 6	0	0	0	0	1	1	0	0	2
	0.00	0.00	0.00	0.00	2.50	2.50	0.00	0.00	5.00
	0.00	0.00	0.00	0.00	50.00	50.00	0.00	0.00	100.00
	0.00	0.00	0.00	0.00	10.00	8.33	0.00	0.00	5.00

1994 WHITETAIL DEER ANTLER STATISTICS BY TIME PERIOD

DISTRICT 700 (CONTINUED)

FREQ	09/01	10/23	10/30	11/06	11/13	11/20	11/28	UNKWN	TOTAL
TOT%	TO	TO	TO	TO	TO	TO	TO		
ROW%	10/22	10/29	11/05	11/12	11/19	11/27	01/15		
COL%									
TOTAL	0	8	3	7	10	12	0	0	40
ANTLRD	0.00	20.00	7.50	17.50	25.00	30.00	0.00	0.00	100.00
	0.00	20.00	7.50	17.50	25.00	30.00	0.00	0.00	100.00
	0.00	100.00	100.00	100.00	100.00	100.00	0.00	0.00	100.00

1994 WHITETAIL DEER ANTLER STATISTICS BY TIME PERIOD

DISTRICT 701

FREQ	09/01	10/23	10/30	11/06	11/13	11/20	11/28	UNKWN	TOTAL
TOT%	TO	TO	TO	TO	TO	TO	TO		
ROW%	10/22	10/29	11/05	11/12	11/19	11/27	01/15		
COL%									
ANTLSS	6	34	20	32	25	39	0	0	156
	3.85	21.79	12.82	20.51	16.03	25.00	0.00	0.00	100.00
	3.85	21.79	12.82	20.51	16.03	25.00	0.00	0.00	100.00
	100.00	100.00	100.00	100.00	100.00	100.00	0.00	0.00	100.00
1 X 1	0	1	0	0	1	0	0	0	2
	0.00	0.78	0.00	0.00	0.78	0.00	0.00	0.00	1.55
	0.00	50.00	0.00	0.00	50.00	0.00	0.00	0.00	100.00
	0.00	10.00	0.00	0.00	3.85	0.00	0.00	0.00	1.55
2 X 2	0	1	0	4	0	3	0	0	8
	0.00	0.78	0.00	3.10	0.00	2.33	0.00	0.00	6.20
	0.00	12.50	0.00	50.00	0.00	37.50	0.00	0.00	100.00
	0.00	10.00	0.00	16.00	0.00	5.66	0.00	0.00	6.20
3 X 2	0	1	0	0	0	1	0	0	2
	0.00	0.78	0.00	0.00	0.00	0.78	0.00	0.00	1.55
	0.00	50.00	0.00	0.00	0.00	50.00	0.00	0.00	100.00
	0.00	10.00	0.00	0.00	0.00	1.89	0.00	0.00	1.55
3 X 3	0	3	3	3	3	6	0	0	18
	0.00	2.33	2.33	2.33	2.33	4.65	0.00	0.00	13.95
	0.00	16.67	16.67	16.67	16.67	33.33	0.00	0.00	100.00
	0.00	30.00	25.00	12.00	11.54	11.32	0.00	0.00	13.95
4 X 3	0	0	0	0	1	2	0	0	3
	0.00	0.00	0.00	0.00	0.78	1.55	0.00	0.00	2.33
	0.00	0.00	0.00	0.00	33.33	66.67	0.00	0.00	100.00
	0.00	0.00	0.00	0.00	3.85	3.77	0.00	0.00	2.33
4 X 4	1	1	3	7	15	16	0	0	43
	0.78	0.78	2.33	5.43	11.63	12.40	0.00	0.00	33.33
	2.33	2.33	6.98	16.28	34.88	37.21	0.00	0.00	100.00
	33.33	10.00	25.00	28.00	57.69	30.19	0.00	0.00	33.33
5 X 3	1	0	0	0	0	0	0	0	1
	0.78	0.00	0.00	0.00	0.00	0.00	0.00	0.00	0.78
	100.00	0.00	0.00	0.00	0.00	0.00	0.00	0.00	100.00
	33.33	0.00	0.00	0.00	0.00	0.00	0.00	0.00	0.78
5 X 4	1	1	1	2	1	8	0	0	14
	0.78	0.78	0.78	1.55	0.78	6.20	0.00	0.00	10.85
	7.14	7.14	7.14	14.29	7.14	57.14	0.00	0.00	100.00
	33.33	10.00	8.33	8.00	3.85	15.09	0.00	0.00	10.85

1994 WHITETAIL DEER ANTLER STATISTICS BY TIME PERIOD

DISTRICT 701 (CONTINUED)

FREQ	09/01	10/23	10/30	11/06	11/13	11/20	11/28	UNKWN	TOTAL
TOT%	TO	TO	TO	TO	TO	TO	TO		
ROW%	10/22	10/29	11/05	11/12	11/19	11/27	01/15		
COL%									
5 X 5	0	0	2	5	4	14	0	0	25
	0.00	0.00	1.55	3.88	3.10	10.85	0.00	0.00	19.38
	0.00	0.00	8.00	20.00	16.00	56.00	0.00	0.00	100.00
	0.00	0.00	16.67	20.00	15.38	26.42	0.00	0.00	19.38
6 X 5	0	0	0	2	0	2	0	0	4
	0.00	0.00	0.00	1.55	0.00	1.55	0.00	0.00	3.10
	0.00	0.00	0.00	50.00	0.00	50.00	0.00	0.00	100.00
	0.00	0.00	0.00	8.00	0.00	3.77	0.00	0.00	3.10
6 X 6	0	2	1	0	1	1	0	0	5
	0.00	1.55	0.78	0.00	0.78	0.78	0.00	0.00	3.88
	0.00	40.00	20.00	0.00	20.00	20.00	0.00	0.00	100.00
	0.00	20.00	8.33	0.00	3.85	1.89	0.00	0.00	3.88
7 X 5	0	0	0	1	0	0	0	0	1
	0.00	0.00	0.00	0.78	0.00	0.00	0.00	0.00	0.78
	0.00	0.00	0.00	100.00	0.00	0.00	0.00	0.00	100.00
	0.00	0.00	0.00	4.00	0.00	0.00	0.00	0.00	0.78
7 X 6	0	0	0	1	0	0	0	0	1
	0.00	0.00	0.00	0.78	0.00	0.00	0.00	0.00	0.78
	0.00	0.00	0.00	100.00	0.00	0.00	0.00	0.00	100.00
	0.00	0.00	0.00	4.00	0.00	0.00	0.00	0.00	0.78
7 X 7	0	0	1	0	0	0	0	0	1
	0.00	0.00	0.78	0.00	0.00	0.00	0.00	0.00	0.78
	0.00	0.00	100.00	0.00	0.00	0.00	0.00	0.00	100.00
	0.00	0.00	8.33	0.00	0.00	0.00	0.00	0.00	0.78
9 X 5	0	0	1	0	0	0	0	0	1
	0.00	0.00	0.78	0.00	0.00	0.00	0.00	0.00	0.78
	0.00	0.00	100.00	0.00	0.00	0.00	0.00	0.00	100.00
	0.00	0.00	8.33	0.00	0.00	0.00	0.00	0.00	0.78
TOTAL	3	10	12	25	26	53	0	0	129
ANTLRD	2.33	7.75	9.30	19.38	20.16	41.09	0.00	0.00	100.00
	2.33	7.75	9.30	19.38	20.16	41.09	0.00	0.00	100.00
	100.00	100.00	100.00	100.00	100.00	100.00	0.00	0.00	100.00

1994 WHITETAIL DEER ANTLER STATISTICS BY TIME PERIOD

DISTRICT 702

FREQ	09/01	10/23	10/30	11/06	11/13	11/20	11/28	UNKWN	TOTAL
TOT%	TO	TO	TO	TO	TO	TO	TO		
ROW%	10/22	10/29	11/05	11/12	11/19	11/27	01/15		
COL%									
ANTLSS	2	6	10	9	13	9	0	0	49
	4.08	12.24	20.41	18.37	26.53	18.37	0.00	0.00	100.00
	4.08	12.24	20.41	18.37	26.53	18.37	0.00	0.00	100.00
	100.00	100.00	100.00	100.00	100.00	100.00	0.00	0.00	100.00
1 X 1	0	0	0	2	0	0	0	0	2
	0.00	0.00	0.00	5.56	0.00	0.00	0.00	0.00	5.56
	0.00	0.00	0.00	100.00	0.00	0.00	0.00	0.00	100.00
	0.00	0.00	0.00	33.33	0.00	0.00	0.00	0.00	5.56
2 X 2	0	1	1	1	0	0	0	0	3
	0.00	2.78	2.78	2.78	0.00	0.00	0.00	0.00	8.33
	0.00	33.33	33.33	33.33	0.00	0.00	0.00	0.00	100.00
	0.00	25.00	25.00	16.67	0.00	0.00	0.00	0.00	8.33
3 X 3	0	0	0	0	2	1	0	0	3
	0.00	0.00	0.00	0.00	5.56	2.78	0.00	0.00	8.33
	0.00	0.00	0.00	0.00	66.67	33.33	0.00	0.00	100.00
	0.00	0.00	0.00	0.00	22.22	8.33	0.00	0.00	8.33
4 X 3	0	0	0	0	0	1	0	0	1
	0.00	0.00	0.00	0.00	0.00	2.78	0.00	0.00	2.78
	0.00	0.00	0.00	0.00	0.00	100.00	0.00	0.00	100.00
	0.00	0.00	0.00	0.00	0.00	8.33	0.00	0.00	2.78
4 X 4	1	2	0	2	3	7	0	0	15
	2.78	5.56	0.00	5.56	8.33	19.44	0.00	0.00	41.67
	6.67	13.33	0.00	13.33	20.00	46.67	0.00	0.00	100.00
	100.00	50.00	0.00	33.33	33.33	58.33	0.00	0.00	41.67
5 X 4	0	0	2	0	1	0	0	0	3
	0.00	0.00	5.56	0.00	2.78	0.00	0.00	0.00	8.33
	0.00	0.00	66.67	0.00	33.33	0.00	0.00	0.00	100.00
	0.00	0.00	50.00	0.00	11.11	0.00	0.00	0.00	8.33
5 X 5	0	1	1	1	2	2	0	0	7
	0.00	2.78	2.78	2.78	5.56	5.56	0.00	0.00	19.44
	0.00	14.29	14.29	14.29	28.57	28.57	0.00	0.00	100.00
	0.00	25.00	25.00	16.67	22.22	16.67	0.00	0.00	19.44
7 X 6	0	0	0	0	0	1	0	0	1
	0.00	0.00	0.00	0.00	0.00	2.78	0.00	0.00	2.78
	0.00	0.00	0.00	0.00	0.00	100.00	0.00	0.00	100.00
	0.00	0.00	0.00	0.00	0.00	8.33	0.00	0.00	2.78

1994 WHITETAIL DEER ANTLER STATISTICS BY TIME PERIOD

DISTRICT 702 (CONTINUED)

FREQ	09/01	10/23	10/30	11/06	11/13	11/20	11/28	UNKWN	TOTAL
TOT%	TO	TO	TO	TO	TO	TO	TO		
ROW%	10/22	10/29	11/05	11/12	11/19	11/27	01/15		
COL%									
9 X 7	0	0	0	0	1	0	0	0	1
	0.00	0.00	0.00	0.00	2.78	0.00	0.00	0.00	2.78
	0.00	0.00	0.00	0.00	100.00	0.00	0.00	0.00	100.00
	0.00	0.00	0.00	0.00	11.11	0.00	0.00	0.00	2.78
TOTAL	1	4	4	6	9	12	0	0	36
ANTLRD	2.78	11.11	11.11	16.67	25.00	33.33	0.00	0.00	100.00
	2.78	11.11	11.11	16.67	25.00	33.33	0.00	0.00	100.00
	100.00	100.00	100.00	100.00	100.00	100.00	0.00	0.00	100.00

1994 WHITETAIL DEER ANTLER STATISTICS BY TIME PERIOD

DISTRICT 703

FREQ	09/01	10/23	10/30	11/06	11/13	11/20	11/28	UNKWN	TOTAL
TOT%	TO	TO	TO	TO	TO	TO	TO		
ROW%	10/22	10/29	11/05	11/12	11/19	11/27	01/15		
COL%									
ANTLSS	16	104	50	71	42	83	1	3	370
	4.32	28.11	13.51	19.19	11.35	22.43	0.27	0.81	100.00
	4.32	28.11	13.51	19.19	11.35	22.43	0.27	0.81	100.00
	100.00	100.00	100.00	100.00	100.00	100.00	100.00	100.00	100.00
1 X 1	2	1	1	1	2	2	0	0	9
	0.61	0.31	0.31	0.31	0.61	0.61	0.00	0.00	2.76
	22.22	11.11	11.11	11.11	22.22	22.22	0.00	0.00	100.00
	33.33	1.67	2.63	1.54	3.51	2.00	0.00	0.00	2.76
2 X 1	0	0	0	0	0	1	0	0	1
	0.00	0.00	0.00	0.00	0.00	0.31	0.00	0.00	0.31
	0.00	0.00	0.00	0.00	0.00	100.00	0.00	0.00	100.00
	0.00	0.00	0.00	0.00	0.00	1.00	0.00	0.00	0.31
2 X 2	0	3	5	6	3	7	0	0	24
	0.00	0.92	1.53	1.84	0.92	2.15	0.00	0.00	7.36
	0.00	12.50	20.83	25.00	12.50	29.17	0.00	0.00	100.00
	0.00	5.00	13.16	9.23	5.26	7.00	0.00	0.00	7.36
3 X 1	0	0	0	0	0	1	0	0	1
	0.00	0.00	0.00	0.00	0.00	0.31	0.00	0.00	0.31
	0.00	0.00	0.00	0.00	0.00	100.00	0.00	0.00	100.00
	0.00	0.00	0.00	0.00	0.00	1.00	0.00	0.00	0.31
3 X 2	0	1	0	0	0	1	0	0	2
	0.00	0.31	0.00	0.00	0.00	0.31	0.00	0.00	0.61
	0.00	50.00	0.00	0.00	0.00	50.00	0.00	0.00	100.00
	0.00	1.67	0.00	0.00	0.00	1.00	0.00	0.00	0.61
3 X 3	0	9	4	8	11	19	0	0	51
	0.00	2.76	1.23	2.45	3.37	5.83	0.00	0.00	15.64
	0.00	17.65	7.84	15.69	21.57	37.25	0.00	0.00	100.00
	0.00	15.00	10.53	12.31	19.30	19.00	0.00	0.00	15.64
4 X 1	0	0	0	0	0	1	0	0	1
	0.00	0.00	0.00	0.00	0.00	0.31	0.00	0.00	0.31
	0.00	0.00	0.00	0.00	0.00	100.00	0.00	0.00	100.00
	0.00	0.00	0.00	0.00	0.00	1.00	0.00	0.00	0.31
4 X 3	0	1	2	0	4	1	0	0	8
	0.00	0.31	0.61	0.00	1.23	0.31	0.00	0.00	2.45
	0.00	12.50	25.00	0.00	50.00	12.50	0.00	0.00	100.00
	0.00	1.67	5.26	0.00	7.02	1.00	0.00	0.00	2.45

1994 WHITETAIL DEER ANTLER STATISTICS BY TIME PERIOD

DISTRICT 703 (CONTINUED)

FREQ	09/01	10/23	10/30	11/06	11/13	11/20	11/28	UNKWN	TOTAL
TOT%	TO	TO	TO	TO	TO	TO	TO		
ROW%	10/22	10/29	11/05	11/12	11/19	11/27	01/15		
COL%									
4 X 4	0	17	10	28	20	34	0	0	109
	0.00	5.21	3.07	8.59	6.13	10.43	0.00	0.00	33.44
	0.00	15.60	9.17	25.69	18.35	31.19	0.00	0.00	100.00
	0.00	28.33	26.32	43.08	35.09	34.00	0.00	0.00	33.44
5 X 2	0	0	0	0	0	1	0	0	1
	0.00	0.00	0.00	0.00	0.00	0.31	0.00	0.00	0.31
	0.00	0.00	0.00	0.00	0.00	100.00	0.00	0.00	100.00
	0.00	0.00	0.00	0.00	0.00	1.00	0.00	0.00	0.31
5 X 4	1	4	3	4	7	8	0	0	27
	0.31	1.23	0.92	1.23	2.15	2.45	0.00	0.00	8.28
	3.70	14.81	11.11	14.81	25.93	29.63	0.00	0.00	100.00
	16.67	6.67	7.89	6.15	12.28	8.00	0.00	0.00	8.28
5 X 5	1	16	11	12	7	17	0	0	64
	0.31	4.91	3.37	3.68	2.15	5.21	0.00	0.00	19.63
	1.56	25.00	17.19	18.75	10.94	26.56	0.00	0.00	100.00
	16.67	26.67	28.95	18.46	12.28	17.00	0.00	0.00	19.63
6 X 4	0	1	0	0	0	1	0	0	2
	0.00	0.31	0.00	0.00	0.00	0.31	0.00	0.00	0.61
	0.00	50.00	0.00	0.00	0.00	50.00	0.00	0.00	100.00
	0.00	1.67	0.00	0.00	0.00	1.00	0.00	0.00	0.61
6 X 5	1	2	1	2	2	2	0	0	10
	0.31	0.61	0.31	0.61	0.61	0.61	0.00	0.00	3.07
	10.00	20.00	10.00	20.00	20.00	20.00	0.00	0.00	100.00
	16.67	3.33	2.63	3.08	3.51	2.00	0.00	0.00	3.07
6 X 6	0	2	1	1	0	2	0	0	6
	0.00	0.61	0.31	0.31	0.00	0.61	0.00	0.00	1.84
	0.00	33.33	16.67	16.67	0.00	33.33	0.00	0.00	100.00
	0.00	3.33	2.63	1.54	0.00	2.00	0.00	0.00	1.84
7 X 5	0	2	0	1	0	0	0	0	3
	0.00	0.61	0.00	0.31	0.00	0.00	0.00	0.00	0.92
	0.00	66.67	0.00	33.33	0.00	0.00	0.00	0.00	100.00
	0.00	3.33	0.00	1.54	0.00	0.00	0.00	0.00	0.92
7 X 6	1	1	0	1	1	1	0	0	5
	0.31	0.31	0.00	0.31	0.31	0.31	0.00	0.00	1.53
	20.00	20.00	0.00	20.00	20.00	20.00	0.00	0.00	100.00
	16.67	1.67	0.00	1.54	1.75	1.00	0.00	0.00	1.53

1994 WHITETAIL DEER ANTLER STATISTICS BY TIME PERIOD

DISTRICT 703 (CONTINUED)

FREQ	09/01	10/23	10/30	11/06	11/13	11/20	11/28	UNKWN	TOTAL
TOT%	TO	TO	TO	TO	TO	TO	TO		
ROW%	10/22	10/29	11/05	11/12	11/19	11/27	01/15		
COL%									
7 X 7	0	0	0	1	0	0	0	0	1
	0.00	0.00	0.00	0.31	0.00	0.00	0.00	0.00	0.31
	0.00	0.00	0.00	100.00	0.00	0.00	0.00	0.00	100.00
	0.00	0.00	0.00	1.54	0.00	0.00	0.00	0.00	0.31
8 X 6	0	0	0	0	0	1	0	0	1
	0.00	0.00	0.00	0.00	0.00	0.31	0.00	0.00	0.31
	0.00	0.00	0.00	0.00	0.00	100.00	0.00	0.00	100.00
	0.00	0.00	0.00	0.00	0.00	1.00	0.00	0.00	0.31
TOTAL	6	60	38	65	57	100	0	0	326
ANTLRD	1.84	18.40	11.66	19.94	17.48	30.67	0.00	0.00	100.00
	1.84	18.40	11.66	19.94	17.48	30.67	0.00	0.00	100.00
	100.00	100.00	100.00	100.00	100.00	100.00	0.00	0.00	100.00

1994 WHITETAIL DEER ANTLER STATISTICS BY TIME PERIOD

DISTRICT 704

FREQ	09/01	10/23	10/30	11/06	11/13	11/20	11/28	UNKWN	TOTAL
TOT%	TO	TO	TO	TO	TO	TO	TO		
ROW%	10/22	10/29	11/05	11/12	11/19	11/27	01/15		
COL%									
ANTLSS	1	24	10	18	14	20	0	1	88
	1.14	27.27	11.36	20.45	15.91	22.73	0.00	1.14	100.00
	1.14	27.27	11.36	20.45	15.91	22.73	0.00	1.14	100.00
	100.00	100.00	100.00	100.00	100.00	100.00	0.00	100.00	100.00
1 X 1	0	0	1	0	0	1	0	0	2
	0.00	0.00	1.47	0.00	0.00	1.47	0.00	0.00	2.94
	0.00	0.00	50.00	0.00	0.00	50.00	0.00	0.00	100.00
	0.00	0.00	11.11	0.00	0.00	4.17	0.00	0.00	2.94
2 X 2	0	0	1	0	0	1	0	0	2
	0.00	0.00	1.47	0.00	0.00	1.47	0.00	0.00	2.94
	0.00	0.00	50.00	0.00	0.00	50.00	0.00	0.00	100.00
	0.00	0.00	11.11	0.00	0.00	4.17	0.00	0.00	2.94
3 X 3	0	1	1	0	5	0	0	0	7
	0.00	1.47	1.47	0.00	7.35	0.00	0.00	0.00	10.29
	0.00	14.29	14.29	0.00	71.43	0.00	0.00	0.00	100.00
	0.00	14.29	11.11	0.00	33.33	0.00	0.00	0.00	10.29
4 X 3	0	0	0	0	0	2	0	0	2
	0.00	0.00	0.00	0.00	0.00	2.94	0.00	0.00	2.94
	0.00	0.00	0.00	0.00	0.00	100.00	0.00	0.00	100.00
	0.00	0.00	0.00	0.00	0.00	8.33	0.00	0.00	2.94
4 X 4	1	4	4	4	3	8	0	0	24
	1.47	5.88	5.88	5.88	4.41	11.76	0.00	0.00	35.29
	4.17	16.67	16.67	16.67	12.50	33.33	0.00	0.00	100.00
	100.00	57.14	44.44	33.33	20.00	33.33	0.00	0.00	35.29
5 X 3	0	0	0	0	0	1	0	0	1
	0.00	0.00	0.00	0.00	0.00	1.47	0.00	0.00	1.47
	0.00	0.00	0.00	0.00	0.00	100.00	0.00	0.00	100.00
	0.00	0.00	0.00	0.00	0.00	4.17	0.00	0.00	1.47
5 X 4	0	0	1	2	0	3	0	0	6
	0.00	0.00	1.47	2.94	0.00	4.41	0.00	0.00	8.82
	0.00	0.00	16.67	33.33	0.00	50.00	0.00	0.00	100.00
	0.00	0.00	11.11	16.67	0.00	12.50	0.00	0.00	8.82
5 X 5	0	0	0	4	4	5	0	0	13
	0.00	0.00	0.00	5.88	5.88	7.35	0.00	0.00	19.12
	0.00	0.00	0.00	30.77	30.77	38.46	0.00	0.00	100.00
	0.00	0.00	0.00	33.33	26.67	20.83	0.00	0.00	19.12

1994 WHITETAIL DEER ANTLER STATISTICS BY TIME PERIOD

DISTRICT 704 (CONTINUED)

FREQ TOT% ROW% COL%	09/01 TO 10/22	10/23 TO 10/29	10/30 TO 11/05	11/06 TO 11/12	11/13 TO 11/19	11/20 TO 11/27	11/28 TO 01/15	UNKWN	TOTAL
6 X 5	0 0.00 0.00 0.00	1 1.47 33.33 14.29	0 0.00 0.00 0.00	1 1.47 33.33 8.33	1 1.47 33.33 6.67	0 0.00 0.00 0.00	0 0.00 0.00 0.00	0 0.00 0.00 0.00	3 4.41 100.00 4.41
6 X 6	0 0.00 0.00 0.00	1 1.47 25.00 14.29	1 1.47 25.00 11.11	0 0.00 0.00 0.00	0 0.00 0.00 0.00	2 2.94 50.00 8.33	0 0.00 0.00 0.00	0 0.00 0.00 0.00	4 5.88 100.00 5.88
7 X 6	0 0.00 0.00 0.00	0 0.00 0.00 0.00	0 0.00 0.00 0.00	0 0.00 0.00 0.00	1 1.47 100.00 6.67	0 0.00 0.00 0.00	0 0.00 0.00 0.00	0 0.00 0.00 0.00	1 1.47 100.00 1.47
8 X 6	0 0.00 0.00 0.00	0 0.00 0.00 0.00	0 0.00 0.00 0.00	0 0.00 0.00 0.00	0 0.00 0.00 0.00	1 1.47 100.00 4.17	0 0.00 0.00 0.00	0 0.00 0.00 0.00	1 1.47 100.00 1.47
8 X 7	0 0.00 0.00 0.00	0 0.00 0.00 0.00	0 0.00 0.00 0.00	0 0.00 0.00 0.00	1 1.47 100.00 6.67	0 0.00 0.00 0.00	0 0.00 0.00 0.00	0 0.00 0.00 0.00	1 1.47 100.00 1.47
9 X 9	0 0.00 0.00 0.00	0 0.00 0.00 0.00	0 0.00 0.00 0.00	1 1.47 100.00 8.33	0 0.00 0.00 0.00	0 0.00 0.00 0.00	0 0.00 0.00 0.00	0 0.00 0.00 0.00	1 1.47 100.00 1.47
TOTAL ANTLRD	1 1.47 1.47 100.00	7 10.29 10.29 100.00	9 13.24 13.24 100.00	12 17.65 17.65 100.00	15 22.06 22.06 100.00	24 35.29 35.29 100.00	0 0.00 0.00 0.00	0 0.00 0.00 0.00	68 100.00 100.00 100.00

1994 WHITETAIL DEER ANTLER STATISTICS BY TIME PERIOD

DISTRICT 705

FREQ	09/01	10/23	10/30	11/06	11/13	11/20	11/28	UNKWN	TOTAL
TOT%	09/01	10/23	10/30	11/06	11/13	11/20	11/28	UNKWN	TOTAL
ROW%	TO	TO	TO	TO	TO	TO	TO		
COL%	10/22	10/29	11/05	11/12	11/19	11/27	01/15		
ANTLSS	6	96	32	17	52	45	1	1	250
	2.40	38.40	12.80	6.80	20.80	18.00	0.40	0.40	100.00
	2.40	38.40	12.80	6.80	20.80	18.00	0.40	0.40	100.00
	100.00	100.00	100.00	100.00	100.00	100.00	100.00	100.00	100.00
1 X 1	0	0	0	0	0	1	0	0	1
	0.00	0.00	0.00	0.00	0.00	0.57	0.00	0.00	0.57
	0.00	0.00	0.00	0.00	0.00	100.00	0.00	0.00	100.00
	0.00	0.00	0.00	0.00	0.00	1.89	0.00	0.00	0.57
2 X 2	0	3	2	3	2	2	0	0	12
	0.00	1.72	1.15	1.72	1.15	1.15	0.00	0.00	6.90
	0.00	25.00	16.67	25.00	16.67	16.67	0.00	0.00	100.00
	0.00	9.38	12.50	11.11	4.76	3.77	0.00	0.00	6.90
3 X 2	0	2	0	0	0	0	0	0	2
	0.00	1.15	0.00	0.00	0.00	0.00	0.00	0.00	1.15
	0.00	100.00	0.00	0.00	0.00	0.00	0.00	0.00	100.00
	0.00	6.25	0.00	0.00	0.00	0.00	0.00	0.00	1.15
3 X 3	1	1	2	3	3	4	0	0	14
	0.57	0.57	1.15	1.72	1.72	2.30	0.00	0.00	8.05
	7.14	7.14	14.29	21.43	21.43	28.57	0.00	0.00	100.00
	25.00	3.13	12.50	11.11	7.14	7.55	0.00	0.00	8.05
4 X 3	0	0	0	3	2	1	0	0	6
	0.00	0.00	0.00	1.72	1.15	0.57	0.00	0.00	3.45
	0.00	0.00	0.00	50.00	33.33	16.67	0.00	0.00	100.00
	0.00	0.00	0.00	11.11	4.76	1.89	0.00	0.00	3.45
4 X 4	2	9	5	11	18	18	0	0	63
	1.15	5.17	2.87	6.32	10.34	10.34	0.00	0.00	36.21
	3.17	14.29	7.94	17.46	28.57	28.57	0.00	0.00	100.00
	50.00	28.13	31.25	40.74	42.86	33.96	0.00	0.00	36.21
5 X -	0	1	0	0	0	0	0	0	1
	0.00	0.57	0.00	0.00	0.00	0.00	0.00	0.00	0.57
	0.00	100.00	0.00	0.00	0.00	0.00	0.00	0.00	100.00
	0.00	3.13	0.00	0.00	0.00	0.00	0.00	0.00	0.57
5 X 4	0	2	2	4	2	4	0	0	14
	0.00	1.15	1.15	2.30	1.15	2.30	0.00	0.00	8.05
	0.00	14.29	14.29	28.57	14.29	28.57	0.00	0.00	100.00
	0.00	6.25	12.50	14.81	4.76	7.55	0.00	0.00	8.05

1994 WHITETAIL DEER ANTLER STATISTICS BY TIME PERIOD

DISTRICT 705 (CONTINUED)

FREQ	09/01	10/23	10/30	11/06	11/13	11/20	11/28	UNKWN	TOTAL
TOT%	TO	TO	TO	TO	TO	TO	TO		
ROW%	10/22	10/29	11/05	11/12	11/19	11/27	01/15		
COL%									
5 X 5	0	11	3	0	10	17	0	0	41
	0.00	6.32	1.72	0.00	5.75	9.77	0.00	0.00	23.56
	0.00	26.83	7.32	0.00	24.39	41.46	0.00	0.00	100.00
	0.00	34.38	18.75	0.00	23.81	32.08	0.00	0.00	23.56
6 X 5	0	0	2	3	2	5	0	0	12
	0.00	0.00	1.15	1.72	1.15	2.87	0.00	0.00	6.90
	0.00	0.00	16.67	25.00	16.67	41.67	0.00	0.00	100.00
	0.00	0.00	12.50	11.11	4.76	9.43	0.00	0.00	6.90
6 X 6	0	1	0	0	0	1	0	0	2
	0.00	0.57	0.00	0.00	0.00	0.57	0.00	0.00	1.15
	0.00	50.00	0.00	0.00	0.00	50.00	0.00	0.00	100.00
	0.00	3.13	0.00	0.00	0.00	1.89	0.00	0.00	1.15
7 X 5	0	0	0	0	1	0	0	0	1
	0.00	0.00	0.00	0.00	0.57	0.00	0.00	0.00	0.57
	0.00	0.00	0.00	0.00	100.00	0.00	0.00	0.00	100.00
	0.00	0.00	0.00	0.00	2.38	0.00	0.00	0.00	0.57
7 X 6	0	1	0	0	1	0	0	0	2
	0.00	0.57	0.00	0.00	0.57	0.00	0.00	0.00	1.15
	0.00	50.00	0.00	0.00	50.00	0.00	0.00	0.00	100.00
	0.00	3.13	0.00	0.00	2.38	0.00	0.00	0.00	1.15
8 X 4	1	0	0	0	0	0	0	0	1
	0.57	0.00	0.00	0.00	0.00	0.00	0.00	0.00	0.57
	100.00	0.00	0.00	0.00	0.00	0.00	0.00	0.00	100.00
	25.00	0.00	0.00	0.00	0.00	0.00	0.00	0.00	0.57
8 X 6	0	1	0	0	0	0	0	0	1
	0.00	0.57	0.00	0.00	0.00	0.00	0.00	0.00	0.57
	0.00	100.00	0.00	0.00	0.00	0.00	0.00	0.00	100.00
	0.00	3.13	0.00	0.00	0.00	0.00	0.00	0.00	0.57
9 X 6	0	0	0	0	1	0	0	0	1
	0.00	0.00	0.00	0.00	0.57	0.00	0.00	0.00	0.57
	0.00	0.00	0.00	0.00	100.00	0.00	0.00	0.00	100.00
	0.00	0.00	0.00	0.00	2.38	0.00	0.00	0.00	0.57
TOTAL	4	32	16	27	42	53	0	0	174
ANTLRD	2.30	18.39	9.20	15.52	24.14	30.46	0.00	0.00	100.00
	2.30	18.39	9.20	15.52	24.14	30.46	0.00	0.00	100.00
	100.00	100.00	100.00	100.00	100.00	100.00	0.00	0.00	100.00

1994 WHITETAIL DEER ANTLER STATISTICS BY TIME PERIOD

DISTRICT 7XX

FREQ	09/01	10/23	10/30	11/06	11/13	11/20	11/28	UNKWN	TOTAL
TOT%	TO	TO	TO	TO	TO	TO	TO		
ROW%	10/22	10/29	11/05	11/12	11/19	11/27	01/15		
COL%									
ANTLSS	0	2	0	0	0	0	0	0	2
	0.00	100.00	0.00	0.00	0.00	0.00	0.00	0.00	100.00
	0.00	100.00	0.00	0.00	0.00	0.00	0.00	0.00	100.00
	0.00	100.00	0.00	0.00	0.00	0.00	0.00	0.00	100.00
5 X 5	0	0	0	0	0	1	0	0	1
	0.00	0.00	0.00	0.00	0.00	100.00	0.00	0.00	100.00
	0.00	0.00	0.00	0.00	0.00	100.00	0.00	0.00	100.00
	0.00	0.00	0.00	0.00	0.00	100.00	0.00	0.00	100.00
TOTAL	0	0	0	0	0	1	0	0	1
ANTLRD	0.00	0.00	0.00	0.00	0.00	100.00	0.00	0.00	100.00
	0.00	0.00	0.00	0.00	0.00	100.00	0.00	0.00	100.00
	0.00	0.00	0.00	0.00	0.00	100.00	0.00	0.00	100.00

1994 WHITETAIL DEER ANTLER STATISTICS BY TIME PERIOD

REGION 7

FREQ	09/01	10/23	10/30	11/06	11/13	11/20	11/28	UNKWN	TOTAL
TOT%	TO	TO	TO	TO	TO	TO	TO		
ROW%	10/22	10/29	11/05	11/12	11/19	11/27	01/15		
COL%									
ANTLSS	33	300	134	153	162	212	2	5	1001
	3.30	29.97	13.39	15.28	16.18	21.18	0.20	0.50	100.00
	3.30	29.97	13.39	15.28	16.18	21.18	0.20	0.50	100.00
	100.00	100.00	100.00	100.00	100.00	100.00	100.00	100.00	100.00
1 X 1	2	2	2	3	3	4	0	0	16
	0.26	0.26	0.26	0.39	0.39	0.52	0.00	0.00	2.07
	12.50	12.50	12.50	18.75	18.75	25.00	0.00	0.00	100.00
	13.33	1.65	2.44	2.11	1.89	1.57	0.00	0.00	2.07
2 X 1	0	0	0	0	0	1	0	0	1
	0.00	0.00	0.00	0.00	0.00	0.13	0.00	0.00	0.13
	0.00	0.00	0.00	0.00	0.00	100.00	0.00	0.00	100.00
	0.00	0.00	0.00	0.00	0.00	0.39	0.00	0.00	0.13
2 X 2	0	9	10	15	5	13	0	0	52
	0.00	1.16	1.29	1.94	0.65	1.68	0.00	0.00	6.72
	0.00	17.31	19.23	28.85	9.62	25.00	0.00	0.00	100.00
	0.00	7.44	12.20	10.56	3.14	5.10	0.00	0.00	6.72
3 X 1	0	0	0	0	0	1	0	0	1
	0.00	0.00	0.00	0.00	0.00	0.13	0.00	0.00	0.13
	0.00	0.00	0.00	0.00	0.00	100.00	0.00	0.00	100.00
	0.00	0.00	0.00	0.00	0.00	0.39	0.00	0.00	0.13
3 X 2	0	4	0	0	0	2	0	0	6
	0.00	0.52	0.00	0.00	0.00	0.26	0.00	0.00	0.78
	0.00	66.67	0.00	0.00	0.00	33.33	0.00	0.00	100.00
	0.00	3.31	0.00	0.00	0.00	0.78	0.00	0.00	0.78
3 X 3	1	15	10	15	25	33	0	0	99
	0.13	1.94	1.29	1.94	3.23	4.26	0.00	0.00	12.79
	1.01	15.15	10.10	15.15	25.25	33.33	0.00	0.00	100.00
	6.67	12.40	12.20	10.56	15.72	12.94	0.00	0.00	12.79
4 X 1	0	0	0	0	0	1	0	0	1
	0.00	0.00	0.00	0.00	0.00	0.13	0.00	0.00	0.13
	0.00	0.00	0.00	0.00	0.00	100.00	0.00	0.00	100.00
	0.00	0.00	0.00	0.00	0.00	0.39	0.00	0.00	0.13
4 X 3	0	1	2	3	7	7	0	0	20
	0.00	0.13	0.26	0.39	0.90	0.90	0.00	0.00	2.58
	0.00	5.00	10.00	15.00	35.00	35.00	0.00	0.00	100.00
	0.00	0.83	2.44	2.11	4.40	2.75	0.00	0.00	2.58

1994 WHITETAIL DEER ANTLER STATISTICS BY TIME PERIOD

REGION 7 (CONTINUED)

FREQ	09/01	10/23	10/30	11/06	11/13	11/20	11/28	UNKWN	TOTAL
TOT%	TO	TO	TO	TO	TO	TO	TO		
ROW%	10/22	10/29	11/05	11/12	11/19	11/27	01/15		
COL%									
4 X 4	5	37	22	55	64	85	0	0	268
	0.65	4.78	2.84	7.11	8.27	10.98	0.00	0.00	34.63
	1.87	13.81	8.21	20.52	23.88	31.72	0.00	0.00	100.00
	33.33	30.58	26.83	38.73	40.25	33.33	0.00	0.00	34.63
5 X -	0	1	0	0	0	0	0	0	1
	0.00	0.13	0.00	0.00	0.00	0.00	0.00	0.00	0.13
	0.00	100.00	0.00	0.00	0.00	0.00	0.00	0.00	100.00
	0.00	0.83	0.00	0.00	0.00	0.00	0.00	0.00	0.13
5 X 2	0	0	0	0	0	1	0	0	1
	0.00	0.00	0.00	0.00	0.00	0.13	0.00	0.00	0.13
	0.00	0.00	0.00	0.00	0.00	100.00	0.00	0.00	100.00
	0.00	0.00	0.00	0.00	0.00	0.39	0.00	0.00	0.13
5 X 3	1	0	0	0	0	1	0	0	2
	0.13	0.00	0.00	0.00	0.00	0.13	0.00	0.00	0.26
	50.00	0.00	0.00	0.00	0.00	50.00	0.00	0.00	100.00
	6.67	0.00	0.00	0.00	0.00	0.39	0.00	0.00	0.26
5 X 4	2	7	9	12	13	26	0	0	69
	0.26	0.90	1.16	1.55	1.68	3.36	0.00	0.00	8.91
	2.90	10.14	13.04	17.39	18.84	37.68	0.00	0.00	100.00
	13.33	5.79	10.98	8.45	8.18	10.20	0.00	0.00	8.91
5 X 5	1	28	19	24	28	57	0	0	157
	0.13	3.62	2.45	3.10	3.62	7.36	0.00	0.00	20.28
	0.64	17.83	12.10	15.29	17.83	36.31	0.00	0.00	100.00
	6.67	23.14	23.17	16.90	17.61	22.35	0.00	0.00	20.28
6 X 4	0	1	0	0	0	1	0	0	2
	0.00	0.13	0.00	0.00	0.00	0.13	0.00	0.00	0.26
	0.00	50.00	0.00	0.00	0.00	50.00	0.00	0.00	100.00
	0.00	0.83	0.00	0.00	0.00	0.39	0.00	0.00	0.26
6 X 5	1	4	3	8	5	9	0	0	30
	0.13	0.52	0.39	1.03	0.65	1.16	0.00	0.00	3.88
	3.33	13.33	10.00	26.67	16.67	30.00	0.00	0.00	100.00
	6.67	3.31	3.66	5.63	3.14	3.53	0.00	0.00	3.88
6 X 6	0	7	3	1	1	8	0	0	20
	0.00	0.90	0.39	0.13	0.13	1.03	0.00	0.00	2.58
	0.00	35.00	15.00	5.00	5.00	40.00	0.00	0.00	100.00
	0.00	5.79	3.66	0.70	0.63	3.14	0.00	0.00	2.58

1994 WHITETAIL DEER ANTLER STATISTICS BY TIME PERIOD

REGION 7 (CONTINUED)

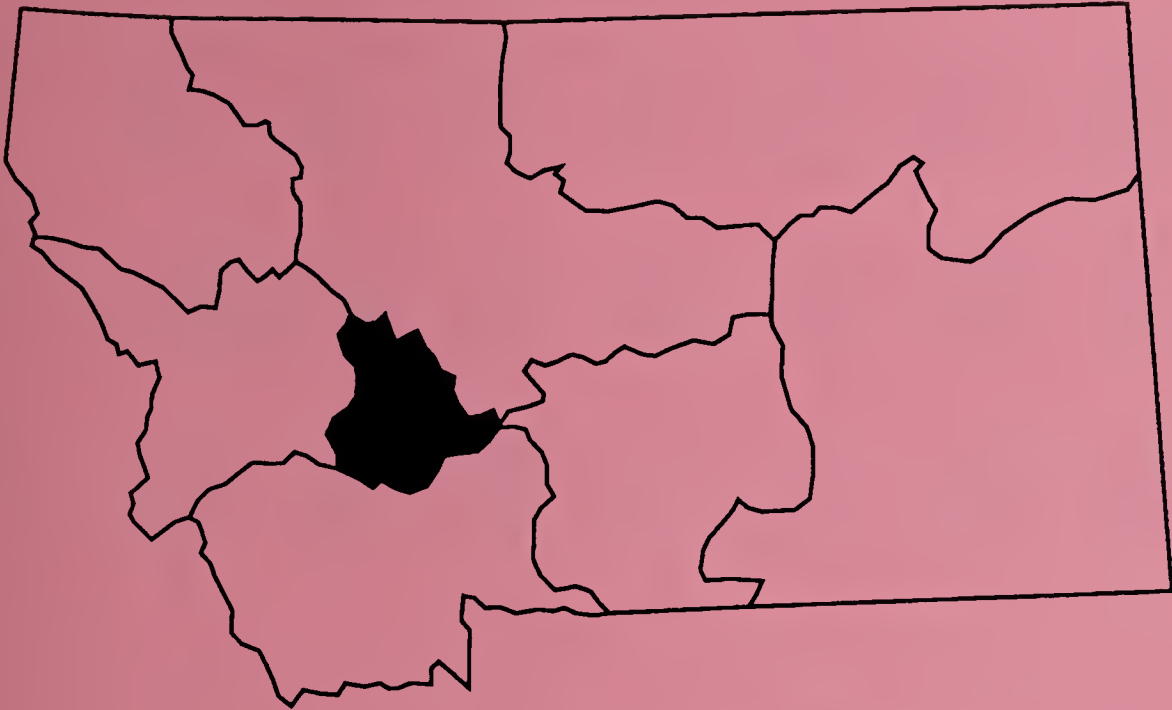
FREQ	09/01	10/23	10/30	11/06	11/13	11/20	11/28	UNKWN	TOTAL
TOT%	TO	TO	TO	TO	TO	TO	TO		
ROW%	TO	TO	TO	TO	TO	TO	TO		
COL%	10/22	10/29	11/05	11/12	11/19	11/27	01/15		
7 X 5	0	2	0	2	1	0	0	0	5
	0.00	0.26	0.00	0.26	0.13	0.00	0.00	0.00	0.65
	0.00	40.00	0.00	40.00	20.00	0.00	0.00	0.00	100.00
	0.00	1.65	0.00	1.41	0.63	0.00	0.00	0.00	0.65
7 X 6	1	2	0	2	4	3	0	0	12
	0.13	0.26	0.00	0.26	0.52	0.39	0.00	0.00	1.55
	8.33	16.67	0.00	16.67	33.33	25.00	0.00	0.00	100.00
	6.67	1.65	0.00	1.41	2.52	1.18	0.00	0.00	1.55
7 X 7	0	0	1	1	0	0	0	0	2
	0.00	0.00	0.13	0.13	0.00	0.00	0.00	0.00	0.26
	0.00	0.00	50.00	50.00	0.00	0.00	0.00	0.00	100.00
	0.00	0.00	1.22	0.70	0.00	0.00	0.00	0.00	0.26
8 X 4	1	0	0	0	0	0	0	0	1
	0.13	0.00	0.00	0.00	0.00	0.00	0.00	0.00	0.13
	100.00	0.00	0.00	0.00	0.00	0.00	0.00	0.00	100.00
	6.67	0.00	0.00	0.00	0.00	0.00	0.00	0.00	0.13
8 X 6	0	1	0	0	0	2	0	0	3
	0.00	0.13	0.00	0.00	0.00	0.26	0.00	0.00	0.39
	0.00	33.33	0.00	0.00	0.00	66.67	0.00	0.00	100.00
	0.00	0.83	0.00	0.00	0.00	0.78	0.00	0.00	0.39
8 X 7	0	0	0	0	1	0	0	0	1
	0.00	0.00	0.00	0.00	0.13	0.00	0.00	0.00	0.13
	0.00	0.00	0.00	0.00	100.00	0.00	0.00	0.00	100.00
	0.00	0.00	0.00	0.00	0.63	0.00	0.00	0.00	0.13
9 X 5	0	0	1	0	0	0	0	0	1
	0.00	0.00	0.13	0.00	0.00	0.00	0.00	0.00	0.13
	0.00	0.00	100.00	0.00	0.00	0.00	0.00	0.00	100.00
	0.00	0.00	1.22	0.00	0.00	0.00	0.00	0.00	0.13
9 X 6	0	0	0	0	1	0	0	0	1
	0.00	0.00	0.00	0.00	0.13	0.00	0.00	0.00	0.13
	0.00	0.00	0.00	0.00	100.00	0.00	0.00	0.00	100.00
	0.00	0.00	0.00	0.00	0.63	0.00	0.00	0.00	0.13
9 X 7	0	0	0	0	1	0	0	0	1
	0.00	0.00	0.00	0.00	0.13	0.00	0.00	0.00	0.13
	0.00	0.00	0.00	0.00	100.00	0.00	0.00	0.00	100.00
	0.00	0.00	0.00	0.00	0.63	0.00	0.00	0.00	0.13

1994 WHITETAIL DEER ANTLER STATISTICS BY TIME PERIOD

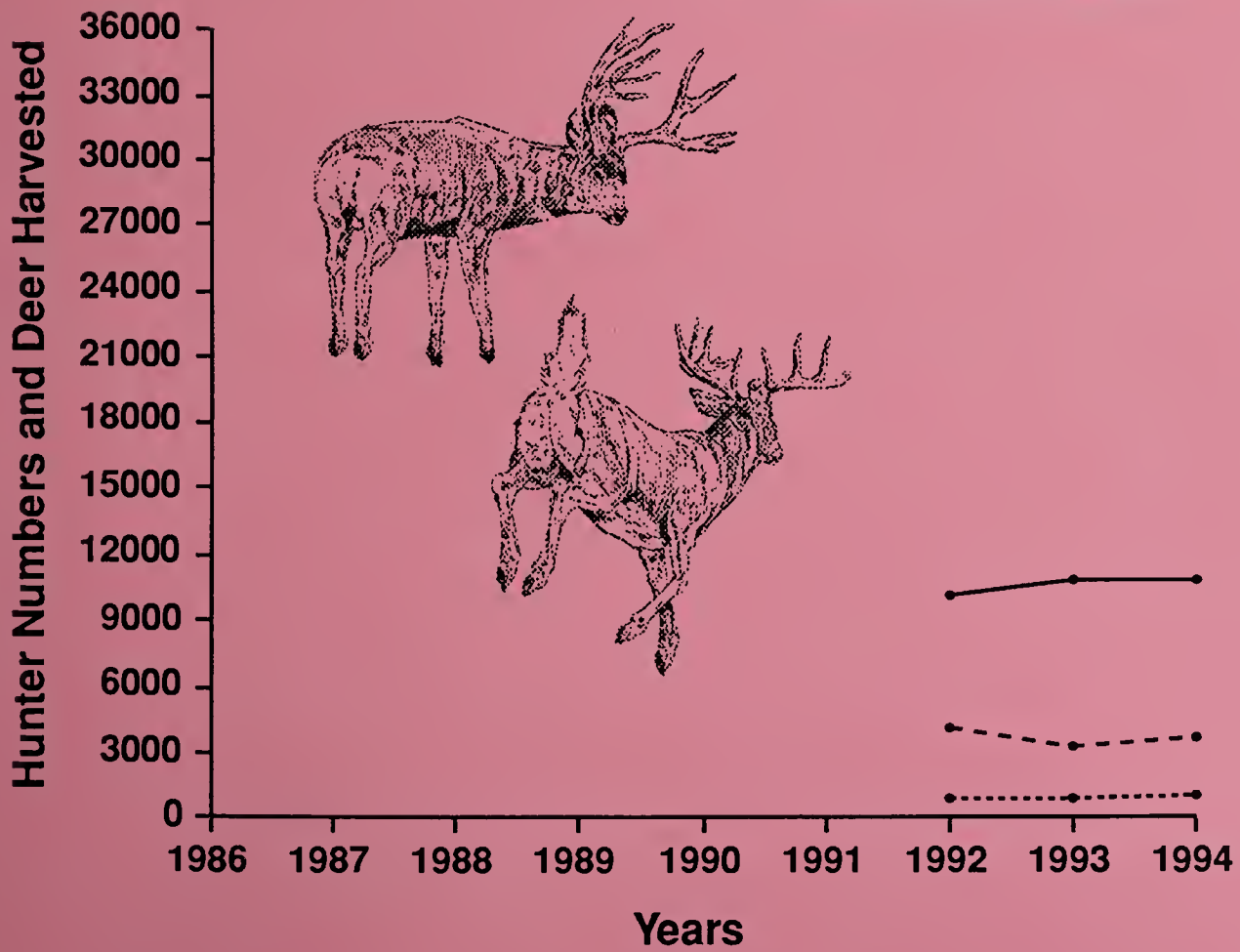
REGION 7 (CONTINUED)

FREQ	09/01	10/23	10/30	11/06	11/13	11/20	11/28	UNKWN	TOTAL
TOT%	TO	TO	TO	TO	TO	TO	TO		
ROW%	10/22	10/29	11/05	11/12	11/19	11/27	01/15		
COL%									
9 X 9	0	0	0	1	0	0	0	0	1
	0.00	0.00	0.00	0.13	0.00	0.00	0.00	0.00	0.13
	0.00	0.00	0.00	100.00	0.00	0.00	0.00	0.00	100.00
	0.00	0.00	0.00	0.70	0.00	0.00	0.00	0.00	0.13
TOTAL	15	121	82	142	159	255	0	0	774
ANTLRD	1.94	15.63	10.59	18.35	20.54	32.95	0.00	0.00	100.00
	1.94	15.63	10.59	18.35	20.54	32.95	0.00	0.00	100.00
	100.00	100.00	100.00	100.00	100.00	100.00	0.00	0.00	100.00

REGION 8 • DEER



- Hunters
- White-tailed Deer Harvested
- - - Mule Deer Harvested





1994 WHITETAIL DEER ANTLER STATISTICS BY TIME PERIOD

DISTRICT 835

FREQ	09/01	10/23	10/30	11/06	11/13	11/20	11/28	UNKWN	TOTAL
TOT%	TO	TO	TO	TO	TO	TO	TO		
ROW%	10/22	10/29	11/05	11/12	11/19	11/27	01/15		
COL%									
ANTLSS	0	0	1	0	0	2	0	0	3
	0.00	0.00	33.33	0.00	0.00	66.67	0.00	0.00	100.00
	0.00	0.00	33.33	0.00	0.00	66.67	0.00	0.00	100.00
	0.00	0.00	100.00	0.00	0.00	100.00	0.00	0.00	100.00
2 X 2	0	0	1	1	0	0	0	0	2
	0.00	0.00	50.00	50.00	0.00	0.00	0.00	0.00	100.00
	0.00	0.00	50.00	50.00	0.00	0.00	0.00	0.00	100.00
	0.00	0.00	100.00	100.00	0.00	0.00	0.00	0.00	100.00
TOTAL	0	0	1	1	0	0	0	0	2
ANTLRD	0.00	0.00	50.00	50.00	0.00	0.00	0.00	0.00	100.00
	0.00	0.00	50.00	50.00	0.00	0.00	0.00	0.00	100.00
	0.00	0.00	100.00	100.00	0.00	0.00	0.00	0.00	100.00

1994 WHITETAIL DEER ANTLER STATISTICS BY TIME PERIOD

DISTRICT 839

FREQ	09/01	10/23	10/30	11/06	11/13	11/20	11/28	UNKWN	TOTAL
TOT%	TO	TO	TO	TO	TO	TO	TO		
ROW%	10/22	10/29	11/05	11/12	11/19	11/27	01/15		
COL%									
ANTLSS	2	3	5	4	4	6	0	0	24
	8.33	12.50	20.83	16.67	16.67	25.00	0.00	0.00	100.00
	8.33	12.50	20.83	16.67	16.67	25.00	0.00	0.00	100.00
	100.00	100.00	100.00	100.00	100.00	100.00	0.00	0.00	100.00
1 X 1	0	0	0	1	0	0	0	0	1
	0.00	0.00	0.00	4.55	0.00	0.00	0.00	0.00	4.55
	0.00	0.00	0.00	100.00	0.00	0.00	0.00	0.00	100.00
	0.00	0.00	0.00	33.33	0.00	0.00	0.00	0.00	4.55
2 X 2	0	0	1	1	0	0	0	0	2
	0.00	0.00	4.55	4.55	0.00	0.00	0.00	0.00	9.09
	0.00	0.00	50.00	50.00	0.00	0.00	0.00	0.00	100.00
	0.00	0.00	33.33	33.33	0.00	0.00	0.00	0.00	9.09
3 X 2	0	0	0	0	1	0	0	0	1
	0.00	0.00	0.00	0.00	4.55	0.00	0.00	0.00	4.55
	0.00	0.00	0.00	0.00	100.00	0.00	0.00	0.00	100.00
	0.00	0.00	0.00	0.00	25.00	0.00	0.00	0.00	4.55
3 X 3	0	1	0	1	0	2	0	0	4
	0.00	4.55	0.00	4.55	0.00	9.09	0.00	0.00	18.18
	0.00	25.00	0.00	25.00	0.00	50.00	0.00	0.00	100.00
	0.00	33.33	0.00	33.33	0.00	22.22	0.00	0.00	18.18
4 X 2	0	0	1	0	0	0	0	0	1
	0.00	0.00	4.55	0.00	0.00	0.00	0.00	0.00	4.55
	0.00	0.00	100.00	0.00	0.00	0.00	0.00	0.00	100.00
	0.00	0.00	33.33	0.00	0.00	0.00	0.00	0.00	4.55
4 X 4	0	1	0	0	3	5	0	0	9
	0.00	4.55	0.00	0.00	13.64	22.73	0.00	0.00	40.91
	0.00	11.11	0.00	0.00	33.33	55.56	0.00	0.00	100.00
	0.00	33.33	0.00	0.00	75.00	55.56	0.00	0.00	40.91
5 X 4	0	0	1	0	0	0	0	0	1
	0.00	0.00	4.55	0.00	0.00	0.00	0.00	0.00	4.55
	0.00	0.00	100.00	0.00	0.00	0.00	0.00	0.00	100.00
	0.00	0.00	33.33	0.00	0.00	0.00	0.00	0.00	4.55
5 X 5	0	1	0	0	0	1	0	0	2
	0.00	4.55	0.00	0.00	0.00	4.55	0.00	0.00	9.09
	0.00	50.00	0.00	0.00	0.00	50.00	0.00	0.00	100.00
	0.00	33.33	0.00	0.00	0.00	11.11	0.00	0.00	9.09

1994 WHITETAIL DEER ANTLER STATISTICS BY TIME PERIOD

DISTRICT 839 (CONTINUED)

FREQ	09/01	10/23	10/30	11/06	11/13	11/20	11/28	UNKWN	TOTAL
TOT%	TO	TO	TO	TO	TO	TO	TO		
ROW%	10/22	10/29	11/05	11/12	11/19	11/27	01/15		
COL%									
8 X 7	0	0	0	0	0	1	0	0	1
	0.00	0.00	0.00	0.00	0.00	4.55	0.00	0.00	4.55
	0.00	0.00	0.00	0.00	0.00	100.00	0.00	0.00	100.00
	0.00	0.00	0.00	0.00	0.00	11.11	0.00	0.00	4.55
TOTAL	0	3	3	3	4	9	0	0	22
ANTLRD	0.00	13.64	13.64	13.64	18.18	40.91	0.00	0.00	100.00
	0.00	13.64	13.64	13.64	18.18	40.91	0.00	0.00	100.00
	0.00	100.00	100.00	100.00	100.00	100.00	0.00	0.00	100.00

1994 WHITETAIL DEER ANTLER STATISTICS BY TIME PERIOD

DISTRICT 843

FREQ	09/01	10/23	10/30	11/06	11/13	11/20	11/28	UNKWN	TOTAL
TOT%	TO	TO	TO	TO	TO	TO	TO		
ROW%	10/22	10/29	11/05	11/12	11/19	11/27	01/15		
COL%									
ANTLSS	0	2	3	3	2	1	0	0	11
	0.00	18.18	27.27	27.27	18.18	9.09	0.00	0.00	100.00
	0.00	18.18	27.27	27.27	18.18	9.09	0.00	0.00	100.00
	0.00	100.00	100.00	100.00	100.00	100.00	0.00	0.00	100.00
2 X 2	0	2	0	0	2	0	0	0	4
	0.00	11.76	0.00	0.00	11.76	0.00	0.00	0.00	23.53
	0.00	50.00	0.00	0.00	50.00	0.00	0.00	0.00	100.00
	0.00	66.67	0.00	0.00	40.00	0.00	0.00	0.00	23.53
3 X 3	0	1	0	0	0	0	0	0	1
	0.00	5.88	0.00	0.00	0.00	0.00	0.00	0.00	5.88
	0.00	100.00	0.00	0.00	0.00	0.00	0.00	0.00	100.00
	0.00	33.33	0.00	0.00	0.00	0.00	0.00	0.00	5.88
4 X 3	0	0	0	0	1	0	0	0	1
	0.00	0.00	0.00	0.00	5.88	0.00	0.00	0.00	5.88
	0.00	0.00	0.00	0.00	100.00	0.00	0.00	0.00	100.00
	0.00	0.00	0.00	0.00	20.00	0.00	0.00	0.00	5.88
4 X 4	0	0	0	5	1	2	0	0	8
	0.00	0.00	0.00	29.41	5.88	11.76	0.00	0.00	47.06
	0.00	0.00	0.00	62.50	12.50	25.00	0.00	0.00	100.00
	0.00	0.00	0.00	100.00	20.00	66.67	0.00	0.00	47.06
5 X 4	0	0	0	0	0	1	0	0	1
	0.00	0.00	0.00	0.00	0.00	5.88	0.00	0.00	5.88
	0.00	0.00	0.00	0.00	0.00	100.00	0.00	0.00	100.00
	0.00	0.00	0.00	0.00	0.00	33.33	0.00	0.00	5.88
6 X 5	0	0	0	0	1	0	0	0	1
	0.00	0.00	0.00	0.00	5.88	0.00	0.00	0.00	5.88
	0.00	0.00	0.00	0.00	100.00	0.00	0.00	0.00	100.00
	0.00	0.00	0.00	0.00	20.00	0.00	0.00	0.00	5.88
6 X 6	0	0	1	0	0	0	0	0	1
	0.00	0.00	5.88	0.00	0.00	0.00	0.00	0.00	5.88
	0.00	0.00	100.00	0.00	0.00	0.00	0.00	0.00	100.00
	0.00	0.00	100.00	0.00	0.00	0.00	0.00	0.00	5.88
TOTAL ANTLRD	0	3	1	5	5	3	0	0	17
	0.00	17.65	5.88	29.41	29.41	17.65	0.00	0.00	100.00
	0.00	17.65	5.88	29.41	29.41	17.65	0.00	0.00	100.00
	0.00	100.00	100.00	100.00	100.00	100.00	0.00	0.00	100.00

1994 WHITETAIL DEER ANTLER STATISTICS BY TIME PERIOD

DISTRICT 850

FREQ	09/01	10/23	10/30	11/06	11/13	11/20	11/28	UNKWN	TOTAL
TOT%	TO	TO	TO	TO	TO	TO	TO		
ROW%	10/22	10/29	11/05	11/12	11/19	11/27	01/15		
COL%									
ANTLSS	0	1	1	2	1	2	0	0	7
	0.00	14.29	14.29	28.57	14.29	28.57	0.00	0.00	100.00
	0.00	14.29	14.29	28.57	14.29	28.57	0.00	0.00	100.00
	0.00	100.00	100.00	100.00	100.00	100.00	0.00	0.00	100.00
2 X 1	0	1	0	0	0	0	0	0	1
	0.00	14.29	0.00	0.00	0.00	0.00	0.00	0.00	14.29
	0.00	100.00	0.00	0.00	0.00	0.00	0.00	0.00	100.00
	0.00	50.00	0.00	0.00	0.00	0.00	0.00	0.00	14.29
3 X 2	0	0	0	0	1	0	0	0	1
	0.00	0.00	0.00	0.00	14.29	0.00	0.00	0.00	14.29
	0.00	0.00	0.00	0.00	100.00	0.00	0.00	0.00	100.00
	0.00	0.00	0.00	0.00	100.00	0.00	0.00	0.00	14.29
3 X 3	0	0	0	1	0	1	0	0	2
	0.00	0.00	0.00	14.29	0.00	14.29	0.00	0.00	28.57
	0.00	0.00	0.00	50.00	0.00	50.00	0.00	0.00	100.00
	0.00	0.00	0.00	50.00	0.00	50.00	0.00	0.00	28.57
4 X 3	0	0	0	0	0	1	0	0	1
	0.00	0.00	0.00	0.00	0.00	14.29	0.00	0.00	14.29
	0.00	0.00	0.00	0.00	0.00	100.00	0.00	0.00	100.00
	0.00	0.00	0.00	0.00	0.00	50.00	0.00	0.00	14.29
4 X 4	0	1	0	1	0	0	0	0	2
	0.00	14.29	0.00	14.29	0.00	0.00	0.00	0.00	28.57
	0.00	50.00	0.00	50.00	0.00	0.00	0.00	0.00	100.00
	0.00	50.00	0.00	50.00	0.00	0.00	0.00	0.00	28.57
TOTAL	0	2	0	2	1	2	0	0	7
ANTLRD	0.00	28.57	0.00	28.57	14.29	28.57	0.00	0.00	100.00
	0.00	28.57	0.00	28.57	14.29	28.57	0.00	0.00	100.00
	0.00	100.00	0.00	100.00	100.00	100.00	0.00	0.00	100.00

1994 WHITETAIL DEER ANTLER STATISTICS BY TIME PERIOD

DISTRICT 870

FREQ	09/01	10/23	10/30	11/06	11/13	11/20	11/28	UNKWN	TOTAL
TOT%	TO	TO	TO	TO	TO	TO	TO		
ROW%	10/22	10/29	11/05	11/12	11/19	11/27	01/15		
COL%									
ANTLSS	0	1	0	2	1	1	0	0	5
	0.00	20.00	0.00	40.00	20.00	20.00	0.00	0.00	100.00
	0.00	20.00	0.00	40.00	20.00	20.00	0.00	0.00	100.00
	0.00	100.00	0.00	100.00	100.00	100.00	0.00	0.00	100.00
2 X 2	0	0	1	0	0	0	0	0	1
	0.00	0.00	25.00	0.00	0.00	0.00	0.00	0.00	25.00
	0.00	0.00	100.00	0.00	0.00	0.00	0.00	0.00	100.00
	0.00	0.00	100.00	0.00	0.00	0.00	0.00	0.00	25.00
4 X 4	0	1	0	0	1	0	0	0	2
	0.00	25.00	0.00	0.00	25.00	0.00	0.00	0.00	50.00
	0.00	50.00	0.00	0.00	50.00	0.00	0.00	0.00	100.00
	0.00	50.00	0.00	0.00	100.00	0.00	0.00	0.00	50.00
5 X 5	0	1	0	0	0	0	0	0	1
	0.00	25.00	0.00	0.00	0.00	0.00	0.00	0.00	25.00
	0.00	100.00	0.00	0.00	0.00	0.00	0.00	0.00	100.00
	0.00	50.00	0.00	0.00	0.00	0.00	0.00	0.00	25.00
TOTAL ANTLRD	0	2	1	0	1	0	0	0	4
	0.00	50.00	25.00	0.00	25.00	0.00	0.00	0.00	100.00
	0.00	50.00	25.00	0.00	25.00	0.00	0.00	0.00	100.00
	0.00	100.00	100.00	0.00	100.00	0.00	0.00	0.00	100.00

1994 WHITETAIL DEER ANTLER STATISTICS BY TIME PERIOD

DISTRICT 880

FREQ	09/01	10/23	10/30	11/06	11/13	11/20	11/28	UNKWN	TOTAL
TOT%	TO	TO	TO	TO	TO	TO	TO		
ROW%	10/22	10/29	11/05	11/12	11/19	11/27	01/15		
COL%									
ANTLSS	3	10	9	13	16	15	0	0	66
	4.55	15.15	13.64	19.70	24.24	22.73	0.00	0.00	100.00
	4.55	15.15	13.64	19.70	24.24	22.73	0.00	0.00	100.00
	100.00	100.00	100.00	100.00	100.00	100.00	0.00	0.00	100.00
1 X 1	0	1	0	2	1	2	0	0	6
	0.00	1.89	0.00	3.77	1.89	3.77	0.00	0.00	11.32
	0.00	16.67	0.00	33.33	16.67	33.33	0.00	0.00	100.00
	0.00	11.11	0.00	20.00	11.11	10.53	0.00	0.00	11.32
2 X 2	0	2	0	3	1	1	0	0	7
	0.00	3.77	0.00	5.66	1.89	1.89	0.00	0.00	13.21
	0.00	28.57	0.00	42.86	14.29	14.29	0.00	0.00	100.00
	0.00	22.22	0.00	30.00	11.11	5.26	0.00	0.00	13.21
3 X 3	0	0	1	3	2	2	0	0	8
	0.00	0.00	1.89	5.66	3.77	3.77	0.00	0.00	15.09
	0.00	0.00	12.50	37.50	25.00	25.00	0.00	0.00	100.00
	0.00	0.00	25.00	30.00	22.22	10.53	0.00	0.00	15.09
4 X 3	0	1	0	0	0	2	0	0	3
	0.00	1.89	0.00	0.00	0.00	3.77	0.00	0.00	5.66
	0.00	33.33	0.00	0.00	0.00	66.67	0.00	0.00	100.00
	0.00	11.11	0.00	0.00	0.00	10.53	0.00	0.00	5.66
4 X 4	0	3	3	2	3	4	0	0	15
	0.00	5.66	5.66	3.77	5.66	7.55	0.00	0.00	28.30
	0.00	20.00	20.00	13.33	20.00	26.67	0.00	0.00	100.00
	0.00	33.33	75.00	20.00	33.33	21.05	0.00	0.00	28.30
5 X 4	0	0	0	0	0	3	0	0	3
	0.00	0.00	0.00	0.00	0.00	5.66	0.00	0.00	5.66
	0.00	0.00	0.00	0.00	0.00	100.00	0.00	0.00	100.00
	0.00	0.00	0.00	0.00	0.00	15.79	0.00	0.00	5.66
5 X 5	1	1	0	0	2	2	1	0	7
	1.89	1.89	0.00	0.00	3.77	3.77	1.89	0.00	13.21
	14.29	14.29	0.00	0.00	28.57	28.57	14.29	0.00	100.00
	100.00	11.11	0.00	0.00	22.22	10.53	100.00	0.00	13.21
6 X 4	0	0	0	0	0	2	0	0	2
	0.00	0.00	0.00	0.00	0.00	3.77	0.00	0.00	3.77
	0.00	0.00	0.00	0.00	0.00	100.00	0.00	0.00	100.00
	0.00	0.00	0.00	0.00	0.00	10.53	0.00	0.00	3.77

1994 WHITETAIL DEER ANTLER STATISTICS BY TIME PERIOD

DISTRICT 880 (CONTINUED)

FREQ	09/01	10/23	10/30	11/06	11/13	11/20	11/28	UNKWN	TOTAL
TOT%	TO	TO	TO	TO	TO	TO	TO		
ROW%	10/22	10/29	11/05	11/12	11/19	11/27	01/15		
COL%									
6 X 5	0	0	0	0	0	1	0	0	1
	0.00	0.00	0.00	0.00	0.00	1.89	0.00	0.00	1.89
	0.00	0.00	0.00	0.00	0.00	100.00	0.00	0.00	100.00
	0.00	0.00	0.00	0.00	0.00	5.26	0.00	0.00	1.89
7 X 5	0	1	0	0	0	0	0	0	1
	0.00	1.89	0.00	0.00	0.00	0.00	0.00	0.00	1.89
	0.00	100.00	0.00	0.00	0.00	0.00	0.00	0.00	100.00
	0.00	11.11	0.00	0.00	0.00	0.00	0.00	0.00	1.89
TOTAL	1	9	4	10	9	19	1	0	53
ANTLRD	1.89	16.98	7.55	18.87	16.98	35.85	1.89	0.00	100.00
	1.89	16.98	7.55	18.87	16.98	35.85	1.89	0.00	100.00
	100.00	100.00	100.00	100.00	100.00	100.00	100.00	0.00	100.00

1994 WHITETAIL DEER ANTLER STATISTICS BY TIME PERIOD

DISTRICT 890

FREQ	09/01	10/23	10/30	11/06	11/13	11/20	11/28	UNKWN	TOTAL
TOT%	TO	TO	TO	TO	TO	TO	TO		
ROW%	10/22	10/29	11/05	11/12	11/19	11/27	01/15		
COL%									
ANTLSS	0	0	0	0	2	4	0	0	6
	0.00	0.00	0.00	0.00	33.33	66.67	0.00	0.00	100.00
	0.00	0.00	0.00	0.00	33.33	66.67	0.00	0.00	100.00
	0.00	0.00	0.00	0.00	100.00	100.00	0.00	0.00	100.00
2 X 2	0	0	1	0	0	0	0	0	1
	0.00	0.00	16.67	0.00	0.00	0.00	0.00	0.00	16.67
	0.00	0.00	100.00	0.00	0.00	0.00	0.00	0.00	100.00
	0.00	0.00	50.00	0.00	0.00	0.00	0.00	0.00	16.67
3 X 3	0	0	1	0	0	1	0	0	2
	0.00	0.00	16.67	0.00	0.00	16.67	0.00	0.00	33.33
	0.00	0.00	50.00	0.00	0.00	50.00	0.00	0.00	100.00
	0.00	0.00	50.00	0.00	0.00	100.00	0.00	0.00	33.33
4 X 3	0	0	0	1	0	0	0	0	1
	0.00	0.00	0.00	16.67	0.00	0.00	0.00	0.00	16.67
	0.00	0.00	0.00	100.00	0.00	0.00	0.00	0.00	100.00
	0.00	0.00	0.00	33.33	0.00	0.00	0.00	0.00	16.67
5 X 5	0	0	0	2	0	0	0	0	2
	0.00	0.00	0.00	33.33	0.00	0.00	0.00	0.00	33.33
	0.00	0.00	0.00	100.00	0.00	0.00	0.00	0.00	100.00
	0.00	0.00	0.00	66.67	0.00	0.00	0.00	0.00	33.33
TOTAL ANTLRD	0	0	2	3	0	1	0	0	6
	0.00	0.00	33.33	50.00	0.00	16.67	0.00	0.00	100.00
	0.00	0.00	33.33	50.00	0.00	16.67	0.00	0.00	100.00
	0.00	0.00	100.00	100.00	0.00	100.00	0.00	0.00	100.00

1994 WHITETAIL DEER ANTLER STATISTICS BY TIME PERIOD

DISTRICT 891

FREQ TOT% ROW% COL%	09/01 TO 10/22	10/23 TO 10/29	10/30 TO 11/05	11/06 TO 11/12	11/13 TO 11/19	11/20 TO 11/27	11/28 TO 01/15	UNKWN	TOTAL
ANTLSS	0 0.00 0.00 0.00	2 22.22 22.22 100.00	2 22.22 22.22 100.00	1 11.11 11.11 100.00	1 11.11 11.11 100.00	3 33.33 33.33 100.00	0 0.00 0.00 0.00	0 0.00 0.00 0.00	9 100.00 100.00 100.00
2 X 2	0 0.00 0.00 0.00	0 0.00 0.00 0.00	1 5.00 25.00 25.00	0 0.00 0.00 0.00	1 5.00 25.00 50.00	2 10.00 50.00 25.00	0 0.00 0.00 0.00	0 0.00 0.00 0.00	4 20.00 100.00 20.00
3 X 2	0 0.00 0.00 0.00	1 5.00 100.00 25.00	0 0.00 0.00 0.00	0 0.00 0.00 0.00	0 0.00 0.00 0.00	0 0.00 0.00 0.00	0 0.00 0.00 0.00	0 0.00 0.00 0.00	1 5.00 100.00 5.00
3 X 3	0 0.00 0.00 0.00	1 5.00 33.33 25.00	1 5.00 33.33 25.00	0 0.00 0.00 0.00	0 0.00 0.00 0.00	1 5.00 33.33 12.50	0 0.00 0.00 0.00	0 0.00 0.00 0.00	3 15.00 100.00 15.00
4 X 3	0 0.00 0.00 0.00	0 0.00 0.00 0.00	0 0.00 0.00 0.00	0 0.00 0.00 0.00	0 0.00 0.00 0.00	2 10.00 100.00 25.00	0 0.00 0.00 0.00	0 0.00 0.00 0.00	2 10.00 100.00 10.00
4 X 4	0 0.00 0.00 0.00	0 0.00 0.00 0.00	1 5.00 33.33 25.00	1 5.00 33.33 50.00	0 0.00 0.00 0.00	1 5.00 33.33 12.50	0 0.00 0.00 0.00	0 0.00 0.00 0.00	3 15.00 100.00 15.00
5 X 4	0 0.00 0.00 0.00	0 0.00 0.00 0.00	0 0.00 0.00 0.00	0 0.00 0.00 0.00	1 5.00 50.00 50.00	1 5.00 50.00 12.50	0 0.00 0.00 0.00	0 0.00 0.00 0.00	2 10.00 100.00 10.00
5 X 5	0 0.00 0.00 0.00	1 5.00 33.33 25.00	1 5.00 33.33 25.00	0 0.00 0.00 0.00	0 0.00 0.00 0.00	1 5.00 33.33 12.50	0 0.00 0.00 0.00	0 0.00 0.00 0.00	3 15.00 100.00 15.00
6 X 4	0 0.00 0.00 0.00	0 0.00 0.00 0.00	0 0.00 0.00 0.00	1 5.00 100.00 50.00	0 0.00 0.00 0.00	0 0.00 0.00 0.00	0 0.00 0.00 0.00	0 0.00 0.00 0.00	1 5.00 100.00 5.00

1994 WHITETAIL DEER ANTLER STATISTICS BY TIME PERIOD

DISTRICT 891 (CONTINUED)

FREQ	09/01	10/23	10/30	11/06	11/13	11/20	11/28	UNKWN	TOTAL
TOT%	TO	TO	TO	TO	TO	TO	TO		
ROW%	10/22	10/29	11/05	11/12	11/19	11/27	01/15		
COL%									
6 X 5	0	1	0	0	0	0	0	0	1
	0.00	5.00	0.00	0.00	0.00	0.00	0.00	0.00	5.00
	0.00	100.00	0.00	0.00	0.00	0.00	0.00	0.00	100.00
	0.00	25.00	0.00	0.00	0.00	0.00	0.00	0.00	5.00
TOTAL	0	4	4	2	2	8	0	0	20
ANTLRD	0.00	20.00	20.00	10.00	10.00	40.00	0.00	0.00	100.00
	0.00	20.00	20.00	10.00	10.00	40.00	0.00	0.00	100.00
	0.00	100.00	100.00	100.00	100.00	100.00	0.00	0.00	100.00

1994 WHITETAIL DEER ANTLER STATISTICS BY TIME PERIOD

DISTRICT 892

FREQ	09/01	10/23	10/30	11/06	11/13	11/20	11/28	UNKWN	TOTAL
TOT%	TO	TO	TO	TO	TO	TO	TO		
ROW%	10/22	10/29	11/05	11/12	11/19	11/27	01/15		
COL%									
ANTLSS	0	2	1	4	0	8	0	0	15
	0.00	13.33	6.67	26.67	0.00	53.33	0.00	0.00	100.00
	0.00	13.33	6.67	26.67	0.00	53.33	0.00	0.00	100.00
	0.00	100.00	100.00	100.00	0.00	100.00	0.00	0.00	100.00
1 X 1	0	0	0	1	0	0	0	0	1
	0.00	0.00	0.00	9.09	0.00	0.00	0.00	0.00	9.09
	0.00	0.00	0.00	100.00	0.00	0.00	0.00	0.00	100.00
	0.00	0.00	0.00	16.67	0.00	0.00	0.00	0.00	9.09
3 X 3	0	0	0	2	0	0	0	0	2
	0.00	0.00	0.00	18.18	0.00	0.00	0.00	0.00	18.18
	0.00	0.00	0.00	100.00	0.00	0.00	0.00	0.00	100.00
	0.00	0.00	0.00	33.33	0.00	0.00	0.00	0.00	18.18
4 X 4	0	0	0	1	0	3	0	0	4
	0.00	0.00	0.00	9.09	0.00	27.27	0.00	0.00	36.36
	0.00	0.00	0.00	25.00	0.00	75.00	0.00	0.00	100.00
	0.00	0.00	0.00	16.67	0.00	75.00	0.00	0.00	36.36
5 X 5	0	0	0	2	0	1	0	0	3
	0.00	0.00	0.00	18.18	0.00	9.09	0.00	0.00	27.27
	0.00	0.00	0.00	66.67	0.00	33.33	0.00	0.00	100.00
	0.00	0.00	0.00	33.33	0.00	25.00	0.00	0.00	27.27
6 X 5	0	0	0	0	1	0	0	0	1
	0.00	0.00	0.00	0.00	9.09	0.00	0.00	0.00	9.09
	0.00	0.00	0.00	0.00	100.00	0.00	0.00	0.00	100.00
	0.00	0.00	0.00	0.00	100.00	0.00	0.00	0.00	9.09
TOTAL ANTLRD	0	0	0	6	1	4	0	0	11
	0.00	0.00	0.00	54.55	9.09	36.36	0.00	0.00	100.00
	0.00	0.00	0.00	54.55	9.09	36.36	0.00	0.00	100.00
	0.00	0.00	0.00	100.00	100.00	100.00	0.00	0.00	100.00

1994 WHITETAIL DEER ANTLER STATISTICS BY TIME PERIOD

REGION 8

FREQ	TOT%	09/01	10/23	10/30	11/06	11/13	11/20	11/28	UNKWN	TOTAL
ROW%	COL%	TO	TO	TO	TO	TO	TO	TO		
		10/22	10/29	11/05	11/12	11/19	11/27	01/15		
ANTLSS		5	22	22	29	28	42	0	0	148
		3.38	14.86	14.86	19.59	18.92	28.38	0.00	0.00	100.00
		3.38	14.86	14.86	19.59	18.92	28.38	0.00	0.00	100.00
		100.00	100.00	100.00	100.00	100.00	100.00	0.00	0.00	100.00
1 X 1		0	1	0	4	1	2	0	0	8
		0.00	0.70	0.00	2.82	0.70	1.41	0.00	0.00	5.63
		0.00	12.50	0.00	50.00	12.50	25.00	0.00	0.00	100.00
		0.00	4.35	0.00	12.50	4.35	4.35	0.00	0.00	5.63
2 X 1		0	1	0	0	0	0	0	0	1
		0.00	0.70	0.00	0.00	0.00	0.00	0.00	0.00	0.70
		0.00	100.00	0.00	0.00	0.00	0.00	0.00	0.00	100.00
		0.00	4.35	0.00	0.00	0.00	0.00	0.00	0.00	0.70
2 X 2		0	4	5	5	4	3	0	0	21
		0.00	2.82	3.52	3.52	2.82	2.11	0.00	0.00	14.79
		0.00	19.05	23.81	23.81	19.05	14.29	0.00	0.00	100.00
		0.00	17.39	31.25	15.63	17.39	6.52	0.00	0.00	14.79
3 X 2		0	1	0	0	2	0	0	0	3
		0.00	0.70	0.00	0.00	1.41	0.00	0.00	0.00	2.11
		0.00	33.33	0.00	0.00	66.67	0.00	0.00	0.00	100.00
		0.00	4.35	0.00	0.00	8.70	0.00	0.00	0.00	2.11
3 X 3		0	3	3	7	2	7	0	0	22
		0.00	2.11	2.11	4.93	1.41	4.93	0.00	0.00	15.49
		0.00	13.64	13.64	31.82	9.09	31.82	0.00	0.00	100.00
		0.00	13.04	18.75	21.88	8.70	15.22	0.00	0.00	15.49
4 X 2		0	0	1	0	0	0	0	0	1
		0.00	0.00	0.70	0.00	0.00	0.00	0.00	0.00	0.70
		0.00	0.00	100.00	0.00	0.00	0.00	0.00	0.00	100.00
		0.00	0.00	6.25	0.00	0.00	0.00	0.00	0.00	0.70
4 X 3		0	1	0	1	1	5	0	0	8
		0.00	0.70	0.00	0.70	0.70	3.52	0.00	0.00	5.63
		0.00	12.50	0.00	12.50	12.50	62.50	0.00	0.00	100.00
		0.00	4.35	0.00	3.13	4.35	10.87	0.00	0.00	5.63
4 X 4		0	6	4	10	8	15	0	0	43
		0.00	4.23	2.82	7.04	5.63	10.56	0.00	0.00	30.28
		0.00	13.95	9.30	23.26	18.60	34.88	0.00	0.00	100.00
		0.00	26.09	25.00	31.25	34.78	32.61	0.00	0.00	30.28

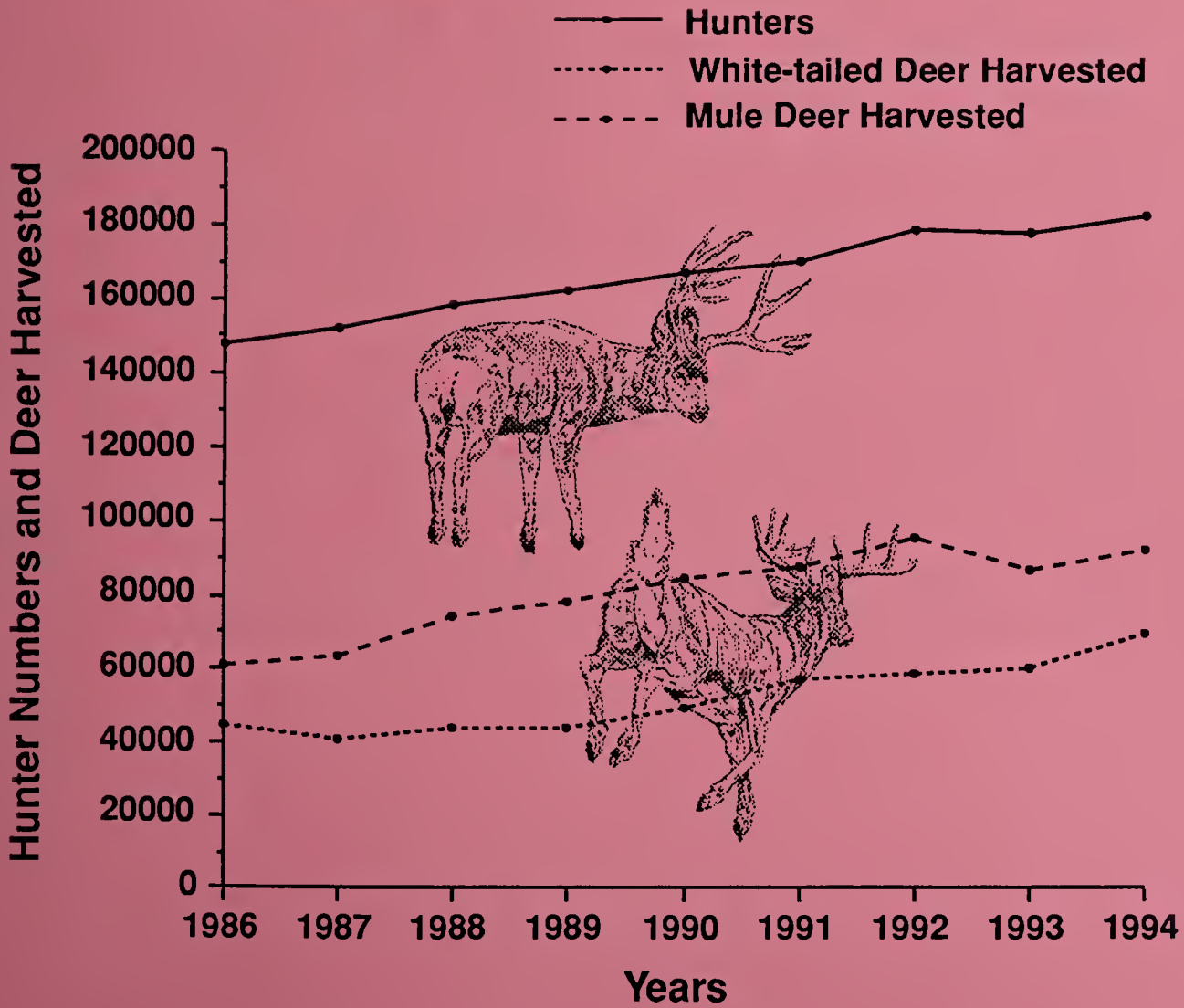
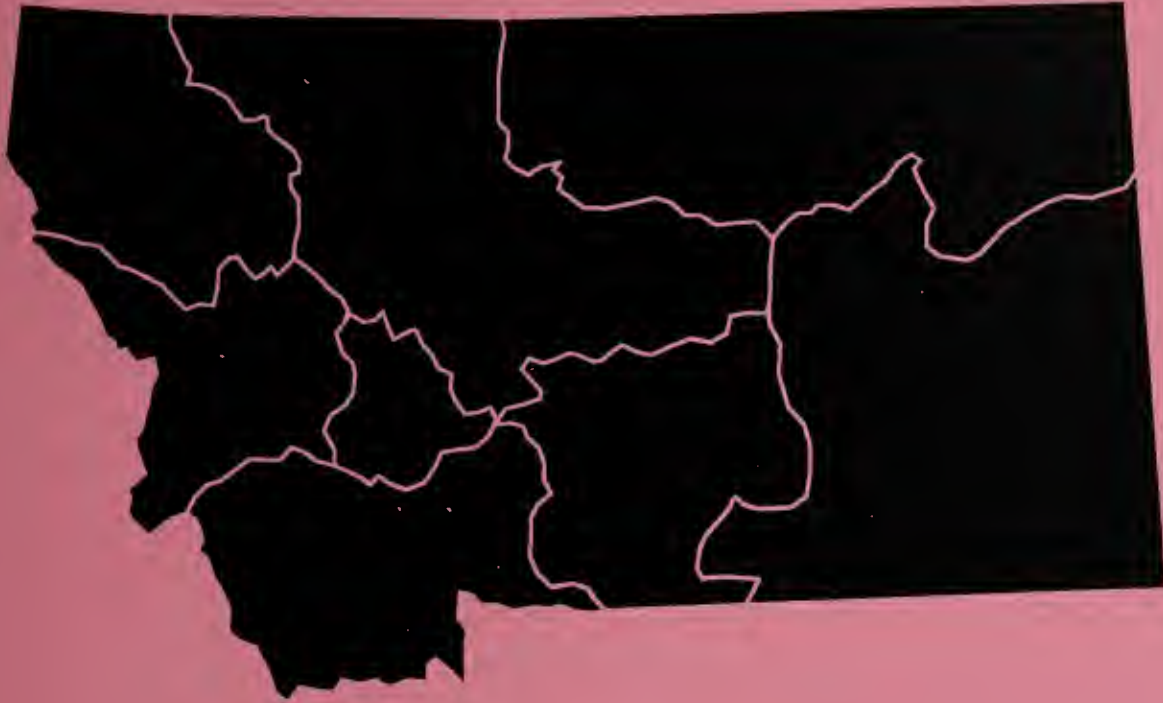
1994 WHITETAIL DEER ANTLER STATISTICS BY TIME PERIOD

REGION 8 (CONTINUED)

FREQ	09/01	10/23	10/30	11/06	11/13	11/20	11/28	UNKWN	TOTAL
TOT%	TO	TO	TO	TO	TO	TO	TO		
ROW%	10/22	10/29	11/05	11/12	11/19	11/27	01/15		
COL%									
5 X 4	0	0	1	0	1	5	0	0	7
	0.00	0.00	0.70	0.00	0.70	3.52	0.00	0.00	4.93
	0.00	0.00	14.29	0.00	14.29	71.43	0.00	0.00	100.00
	0.00	0.00	6.25	0.00	4.35	10.87	0.00	0.00	4.93
5 X 5	1	4	1	4	2	5	1	0	18
	0.70	2.82	0.70	2.82	1.41	3.52	0.70	0.00	12.68
	5.56	22.22	5.56	22.22	11.11	27.78	5.56	0.00	100.00
	100.00	17.39	6.25	12.50	8.70	10.87	100.00	0.00	12.68
6 X 4	0	0	0	1	0	2	0	0	3
	0.00	0.00	0.00	0.70	0.00	1.41	0.00	0.00	2.11
	0.00	0.00	0.00	33.33	0.00	66.67	0.00	0.00	100.00
	0.00	0.00	0.00	3.13	0.00	4.35	0.00	0.00	2.11
6 X 5	0	1	0	0	2	1	0	0	4
	0.00	0.70	0.00	0.00	1.41	0.70	0.00	0.00	2.82
	0.00	25.00	0.00	0.00	50.00	25.00	0.00	0.00	100.00
	0.00	4.35	0.00	0.00	8.70	2.17	0.00	0.00	2.82
6 X 6	0	0	1	0	0	0	0	0	1
	0.00	0.00	0.70	0.00	0.00	0.00	0.00	0.00	0.70
	0.00	0.00	100.00	0.00	0.00	0.00	0.00	0.00	100.00
	0.00	0.00	6.25	0.00	0.00	0.00	0.00	0.00	0.70
7 X 5	0	1	0	0	0	0	0	0	1
	0.00	0.70	0.00	0.00	0.00	0.00	0.00	0.00	0.70
	0.00	100.00	0.00	0.00	0.00	0.00	0.00	0.00	100.00
	0.00	4.35	0.00	0.00	0.00	0.00	0.00	0.00	0.70
8 X 7	0	0	0	0	0	1	0	0	1
	0.00	0.00	0.00	0.00	0.00	0.70	0.00	0.00	0.70
	0.00	0.00	0.00	0.00	0.00	100.00	0.00	0.00	100.00
	0.00	0.00	0.00	0.00	0.00	2.17	0.00	0.00	0.70
TOTAL	1	23	16	32	23	46	1	0	142
ANTLRD	0.70	16.20	11.27	22.54	16.20	32.39	0.70	0.00	100.00
	0.70	16.20	11.27	22.54	16.20	32.39	0.70	0.00	100.00
	100.00	100.00	100.00	100.00	100.00	100.00	100.00	0.00	100.00

STATEWIDE

DEER






1994 WHITETAIL DEER ANTLER STATISTICS BY TIME PERIOD

DISTRICT XXX

FREQ	09/01	10/23	10/30	11/06	11/13	11/20	11/28	UNKWN	TOTAL
TOT%	TO	TO	TO	TO	TO	TO	TO		
ROW%	10/22	10/29	11/05	11/12	11/19	11/27	01/15		
COL%									
ANTLSS	1	0	1	1	1	2	0	0	6
	16.67	0.00	16.67	16.67	16.67	33.33	0.00	0.00	100.00
	16.67	0.00	16.67	16.67	16.67	33.33	0.00	0.00	100.00
	100.00	0.00	100.00	100.00	100.00	100.00	0.00	0.00	100.00
2 X 2	0	0	0	1	0	0	0	0	1
	0.00	0.00	0.00	11.11	0.00	0.00	0.00	0.00	11.11
	0.00	0.00	0.00	100.00	0.00	0.00	0.00	0.00	100.00
	0.00	0.00	0.00	25.00	0.00	0.00	0.00	0.00	11.11
4 X 3	0	1	0	1	0	0	0	0	2
	0.00	11.11	0.00	11.11	0.00	0.00	0.00	0.00	22.22
	0.00	50.00	0.00	50.00	0.00	0.00	0.00	0.00	100.00
	0.00	100.00	0.00	25.00	0.00	0.00	0.00	0.00	22.22
4 X 4	0	0	0	1	2	0	0	0	3
	0.00	0.00	0.00	11.11	22.22	0.00	0.00	0.00	33.33
	0.00	0.00	0.00	33.33	66.67	0.00	0.00	0.00	100.00
	0.00	0.00	0.00	25.00	100.00	0.00	0.00	0.00	33.33
5 X 5	0	0	1	0	0	1	0	0	2
	0.00	0.00	11.11	0.00	0.00	11.11	0.00	0.00	22.22
	0.00	0.00	50.00	0.00	0.00	50.00	0.00	0.00	100.00
	0.00	0.00	100.00	0.00	0.00	100.00	0.00	0.00	22.22
6 X 5	0	0	0	1	0	0	0	0	1
	0.00	0.00	0.00	11.11	0.00	0.00	0.00	0.00	11.11
	0.00	0.00	0.00	100.00	0.00	0.00	0.00	0.00	100.00
	0.00	0.00	0.00	25.00	0.00	0.00	0.00	0.00	11.11
TOTAL	0	1	1	4	2	1	0	0	9
ANTLRD	0.00	11.11	11.11	44.44	22.22	11.11	0.00	0.00	100.00
	0.00	11.11	11.11	44.44	22.22	11.11	0.00	0.00	100.00
	0.00	100.00	100.00	100.00	100.00	100.00	0.00	0.00	100.00



1994 WHITETAIL DEER ANTLER STATISTICS BY TIME PERIOD

STATE

FREQ	STATE							UNKWN	TOTAL
TOT%	09/01	10/23	10/30	11/06	11/13	11/20	11/28		
ROW%	TO	TO	TO	TO	TO	TO	TO		
COL%	10/22	10/29	11/05	11/12	11/19	11/27	01/15		
ANTLSS	726	2526	1514	1430	1204	1851	145	42	9438
	7.69	26.76	16.04	15.15	12.76	19.61	1.54	0.45	100.00
	7.69	26.76	16.04	15.15	12.76	19.61	1.54	0.45	100.00
	100.00	100.00	100.00	100.00	100.00	100.00	100.00	100.00	100.00
0 X 0	0	1	0	0	0	0	0	0	1
	0.00	0.01	0.00	0.00	0.00	0.00	0.00	0.00	0.01
	0.00	100.00	0.00	0.00	0.00	0.00	0.00	0.00	100.00
	0.00	0.08	0.00	0.00	0.00	0.00	0.00	0.00	0.01
1 X -	1	0	0	0	0	1	0	0	2
	0.01	0.00	0.00	0.00	0.00	0.01	0.00	0.00	0.02
	50.00	0.00	0.00	0.00	0.00	50.00	0.00	0.00	100.00
	0.57	0.00	0.00	0.00	0.00	0.03	0.00	0.00	0.02
1 X 1	13	125	83	93	71	136	3	5	529
	0.15	1.42	0.94	1.06	0.81	1.54	0.03	0.06	6.00
	2.46	23.63	15.69	17.58	13.42	25.71	0.57	0.95	100.00
	7.47	10.09	7.81	6.10	3.97	4.61	9.09	14.29	6.00
2 X -	0	0	0	0	0	0	0	1	1
	0.00	0.00	0.00	0.00	0.00	0.00	0.00	0.01	0.01
	0.00	0.00	0.00	0.00	0.00	0.00	0.00	100.00	100.00
	0.00	0.00	0.00	0.00	0.00	0.00	0.00	2.86	0.01
2 X 1	4	18	17	13	16	27	0	0	95
	0.05	0.20	0.19	0.15	0.18	0.31	0.00	0.00	1.08
	4.21	18.95	17.89	13.68	16.84	28.42	0.00	0.00	100.00
	2.30	1.45	1.60	0.85	0.89	0.91	0.00	0.00	1.08
2 X 2	13	209	195	216	205	316	2	3	1159
	0.15	2.37	2.21	2.45	2.33	3.59	0.02	0.03	13.16
	1.12	18.03	16.82	18.64	17.69	27.26	0.17	0.26	100.00
	7.47	16.87	18.34	14.16	11.46	10.70	6.06	8.57	13.16
3 X -	0	2	0	0	1	4	0	0	7
	0.00	0.02	0.00	0.00	0.01	0.05	0.00	0.00	0.08
	0.00	28.57	0.00	0.00	14.29	57.14	0.00	0.00	100.00
	0.00	0.16	0.00	0.00	0.06	0.14	0.00	0.00	0.08
3 X 1	0	4	4	3	2	3	0	0	16
	0.00	0.05	0.05	0.03	0.02	0.03	0.00	0.00	0.18
	0.00	25.00	25.00	18.75	12.50	18.75	0.00	0.00	100.00
	0.00	0.32	0.38	0.20	0.11	0.10	0.00	0.00	0.18

1994 WHITETAIL DEER ANTLER STATISTICS BY TIME PERIOD

STATE (CONTINUED)

FREQ	09/01	10/23	10/30	11/06	11/13	11/20	11/28	UNKWN	TOTAL
TOT%	TO	TO	TO	TO	TO	TO	TO		
ROW%	10/22	10/29	11/05	11/12	11/19	11/27	01/15		
COL%									
3 X 2	8	50	33	42	31	61	0	0	225
	0.09	0.57	0.37	0.48	0.35	0.69	0.00	0.00	2.55
	3.56	22.22	14.67	18.67	13.78	27.11	0.00	0.00	100.00
	4.60	4.04	3.10	2.75	1.73	2.07	0.00	0.00	2.55
3 X 3	17	188	159	218	271	391	7	4	1255
	0.19	2.13	1.80	2.47	3.08	4.44	0.08	0.05	14.25
	1.35	14.98	12.67	17.37	21.59	31.16	0.56	0.32	100.00
	9.77	15.17	14.96	14.30	15.15	13.25	21.21	11.43	14.25
4 X -	0	0	2	3	3	2	0	1	11
	0.00	0.00	0.02	0.03	0.03	0.02	0.00	0.01	0.12
	0.00	0.00	18.18	27.27	27.27	18.18	0.00	9.09	100.00
	0.00	0.00	0.19	0.20	0.17	0.07	0.00	2.86	0.12
4 X 1	0	0	0	1	1	6	0	0	8
	0.00	0.00	0.00	0.01	0.01	0.07	0.00	0.00	0.09
	0.00	0.00	0.00	12.50	12.50	75.00	0.00	0.00	100.00
	0.00	0.00	0.00	0.07	0.06	0.20	0.00	0.00	0.09
4 X 2	0	1	6	5	4	9	0	1	26
	0.00	0.01	0.07	0.06	0.05	0.10	0.00	0.01	0.30
	0.00	3.85	23.08	19.23	15.38	34.62	0.00	3.85	100.00
	0.00	0.08	0.56	0.33	0.22	0.30	0.00	2.86	0.30
4 X 3	8	45	42	53	74	117	3	0	342
	0.09	0.51	0.48	0.60	0.84	1.33	0.03	0.00	3.88
	2.34	13.16	12.28	15.50	21.64	34.21	0.88	0.00	100.00
	4.60	3.63	3.95	3.48	4.14	3.96	9.09	0.00	3.88
4 X 4	58	328	305	495	593	1002	8	8	2797
	0.66	3.72	3.46	5.62	6.73	11.37	0.09	0.09	31.75
	2.07	11.73	10.90	17.70	21.20	35.82	0.29	0.29	100.00
	33.33	26.47	28.69	32.46	33.15	33.94	24.24	22.86	31.75
5 X -	0	2	1	0	1	1	0	0	5
	0.00	0.02	0.01	0.00	0.01	0.01	0.00	0.00	0.06
	0.00	40.00	20.00	0.00	20.00	20.00	0.00	0.00	100.00
	0.00	0.16	0.09	0.00	0.06	0.03	0.00	0.00	0.06
5 X 1	0	1	0	0	0	5	0	0	6
	0.00	0.01	0.00	0.00	0.00	0.06	0.00	0.00	0.07
	0.00	16.67	0.00	0.00	0.00	83.33	0.00	0.00	100.00
	0.00	0.08	0.00	0.00	0.00	0.17	0.00	0.00	0.07

1994 WHITETAIL DEER ANTLER STATISTICS BY TIME PERIOD

STATE (CONTINUED)

FREQ TOT% ROW% COL%	09/01 TO 10/22	10/23 TO 10/29	10/30 TO 11/05	11/06 TO 11/12	11/13 TO 11/19	11/20 TO 11/27	11/28 TO 01/15	UNKWN	TOTAL
5 X 2	0 0.00 0.00 0.00	1 0.01 25.00 0.08	0 0.00 0.00 0.00	1 0.01 25.00 0.07	0 0.00 0.00 0.00	2 0.02 50.00 0.07	0 0.00 0.00 0.00	0 0.00 0.00 0.00	4 0.05 100.00 0.05
5 X 3	1 0.01 5.88 0.57	3 0.03 17.65 0.24	0 0.00 0.00 0.00	0 0.00 0.00 0.00	3 0.03 17.65 0.17	10 0.11 58.82 0.34	0 0.00 0.00 0.00	0 0.00 0.00 0.00	17 0.19 100.00 0.19
5 X 4	13 0.15 2.36 7.47	56 0.64 10.16 4.52	62 0.70 11.25 5.83	90 1.02 16.33 5.90	114 1.29 20.69 6.37	210 2.38 38.11 7.11	4 0.05 0.73 12.12	2 0.02 0.36 5.71	551 6.25 100.00 6.25
5 X 5	24 0.27 2.02 13.79	136 1.54 11.42 10.98	98 1.11 8.23 9.22	192 2.18 16.12 12.59	274 3.11 23.01 15.32	457 5.19 38.37 15.48	5 0.06 0.42 15.15	5 0.06 0.42 14.29	1191 13.52 100.00 13.52
6 X -	0 0.00 0.00 0.00	0 0.00 0.00 0.00	0 0.00 0.00 0.00	0 0.00 0.00 0.00	0 0.00 0.00 0.00	0 0.00 0.00 0.00	0 0.00 0.00 0.00	3 0.03 100.00 8.57	3 0.03 100.00 0.03
6 X 2	1 0.01 50.00 0.57	0 0.00 0.00 0.00	0 0.00 0.00 0.00	0 0.00 0.00 0.00	1 0.01 50.00 0.06	0 0.00 0.00 0.00	0 0.00 0.00 0.00	0 0.00 0.00 0.00	2 0.02 100.00 0.02
6 X 3	0 0.00 0.00 0.00	0 0.00 0.00 0.00	0 0.00 0.00 0.00	1 0.01 20.00 0.07	0 0.00 0.00 0.00	4 0.05 80.00 0.14	0 0.00 0.00 0.00	0 0.00 0.00 0.00	5 0.06 100.00 0.06
6 X 4	1 0.01 3.45 0.57	4 0.05 13.79 0.32	2 0.02 6.90 0.19	5 0.06 17.24 0.33	5 0.06 17.24 0.28	12 0.14 41.38 0.41	0 0.00 0.00 0.00	0 0.00 0.00 0.00	29 0.33 100.00 0.33
6 X 5	3 0.03 1.22 1.72	28 0.32 11.43 2.26	23 0.26 9.39 2.16	42 0.48 17.14 2.75	60 0.68 24.49 3.35	88 1.00 35.92 2.98	1 0.01 0.41 3.03	0 0.00 0.00 0.00	245 2.78 100.00 2.78

1994 WHITETAIL DEER ANTLER STATISTICS BY TIME PERIOD

STATE (CONTINUED)


FREQ	09/01	10/23	10/30	11/06	11/13	11/20	11/28	UNKWN	TOTAL
TOT%	TO	TO	TO	TO	TO	TO	TO		
ROW%	10/22	10/29	11/05	11/12	11/19	11/27	01/15		
COL%									
6 X 6	1	19	15	21	20	40	0	1	117
	0.01	0.22	0.17	0.24	0.23	0.45	0.00	0.01	1.33
	0.85	16.24	12.82	17.95	17.09	34.19	0.00	0.85	100.00
	0.57	1.53	1.41	1.38	1.12	1.36	0.00	2.86	1.33
7 X -	0	0	0	0	0	1	0	0	1
	0.00	0.00	0.00	0.00	0.00	0.01	0.00	0.00	0.01
	0.00	0.00	0.00	0.00	0.00	100.00	0.00	0.00	100.00
	0.00	0.00	0.00	0.00	0.00	0.03	0.00	0.00	0.01
7 X 4	0	0	1	0	1	2	0	0	4
	0.00	0.00	0.01	0.00	0.01	0.02	0.00	0.00	0.05
	0.00	0.00	25.00	0.00	25.00	50.00	0.00	0.00	100.00
	0.00	0.00	0.09	0.00	0.06	0.07	0.00	0.00	0.05
7 X 5	3	5	7	7	4	9	0	1	36
	0.03	0.06	0.08	0.08	0.05	0.10	0.00	0.01	0.41
	8.33	13.89	19.44	19.44	11.11	25.00	0.00	2.78	100.00
	1.72	0.40	0.66	0.46	0.22	0.30	0.00	2.86	0.41
7 X 6	1	7	2	9	19	15	0	0	53
	0.01	0.08	0.02	0.10	0.22	0.17	0.00	0.00	0.60
	1.89	13.21	3.77	16.98	35.85	28.30	0.00	0.00	100.00
	0.57	0.56	0.19	0.59	1.06	0.51	0.00	0.00	0.60
7 X 7	0	2	2	3	4	2	0	0	13
	0.00	0.02	0.02	0.03	0.05	0.02	0.00	0.00	0.15
	0.00	15.38	15.38	23.08	30.77	15.38	0.00	0.00	100.00
	0.00	0.16	0.19	0.20	0.22	0.07	0.00	0.00	0.15
8 X 2	0	0	0	0	0	1	0	0	1
	0.00	0.00	0.00	0.00	0.00	0.01	0.00	0.00	0.01
	0.00	0.00	0.00	0.00	0.00	100.00	0.00	0.00	100.00
	0.00	0.00	0.00	0.00	0.00	0.03	0.00	0.00	0.01
8 X 4	1	0	0	0	0	0	0	0	1
	0.01	0.00	0.00	0.00	0.00	0.00	0.00	0.00	0.01
	100.00	0.00	0.00	0.00	0.00	0.00	0.00	0.00	100.00
	0.57	0.00	0.00	0.00	0.00	0.00	0.00	0.00	0.01
8 X 5	0	0	0	0	1	1	0	0	2
	0.00	0.00	0.00	0.00	0.01	0.01	0.00	0.00	0.02
	0.00	0.00	0.00	0.00	50.00	50.00	0.00	0.00	100.00
	0.00	0.00	0.00	0.00	0.06	0.03	0.00	0.00	0.02

1994 WHITETAIL DEER ANTLER STATISTICS BY TIME PERIOD


STATE (CONTINUED)

FREQ TOT% ROW% COL%	09/01 TO 10/22	10/23 TO 10/29	10/30 TO 11/05	11/06 TO 11/12	11/13 TO 11/19	11/20 TO 11/27	11/28 TO 01/15	UNKWN	TOTAL
8 X 6	1 0.01 11.11 0.57	1 0.01 11.11 0.08	0 0.00 0.00 0.00	1 0.01 11.11 0.07	2 0.02 22.22 0.11	4 0.05 44.44 0.14	0 0.00 0.00 0.00	0 0.00 0.00 0.00	9 0.10 100.00 0.10
8 X 7	0 0.00 0.00 0.00	2 0.02 16.67 0.16	0 0.00 0.00 0.00	3 0.03 25.00 0.20	1 0.01 8.33 0.06	6 0.07 50.00 0.20	0 0.00 0.00 0.00	0 0.00 0.00 0.00	12 0.14 100.00 0.14
8 X 8	0 0.00 0.00 0.00	0 0.00 0.00 0.00	0 0.00 0.00 0.00	3 0.03 60.00 0.20	1 0.01 20.00 0.06	1 0.01 20.00 0.03	0 0.00 0.00 0.00	0 0.00 0.00 0.00	5 0.06 100.00 0.06
9 X 4	1 0.01 50.00 0.57	0 0.00 0.00 0.00	1 0.01 50.00 0.09	0 0.00 0.00 0.00	0 0.00 0.00 0.00	0 0.00 0.00 0.00	0 0.00 0.00 0.00	0 0.00 0.00 0.00	2 0.02 100.00 0.02
9 X 5	1 0.01 16.67 0.57	0 0.00 0.00 0.00	1 0.01 16.67 0.09	0 0.00 0.00 0.00	2 0.02 33.33 0.11	2 0.02 33.33 0.07	0 0.00 0.00 0.00	0 0.00 0.00 0.00	6 0.07 100.00 0.07
9 X 6	0 0.00 0.00 0.00	0 0.00 0.00 0.00	0 0.00 0.00 0.00	1 0.01 33.33 0.07	1 0.01 33.33 0.06	1 0.01 33.33 0.03	0 0.00 0.00 0.00	0 0.00 0.00 0.00	3 0.03 100.00 0.03
9 X 7	0 0.00 0.00 0.00	0 0.00 0.00 0.00	2 0.02 33.33 0.19	1 0.01 16.67 0.07	1 0.01 16.67 0.06	2 0.02 33.33 0.07	0 0.00 0.00 0.00	0 0.00 0.00 0.00	6 0.07 100.00 0.07
9 X 8	0 0.00 0.00 0.00	0 0.00 0.00 0.00	0 0.00 0.00 0.00	1 0.01 25.00 0.07	2 0.02 50.00 0.11	1 0.01 25.00 0.03	0 0.00 0.00 0.00	0 0.00 0.00 0.00	4 0.05 100.00 0.05
9 X 9	0 0.00 0.00 0.00	1 0.01 33.33 0.08	0 0.00 0.00 0.00	2 0.02 66.67 0.13	0 0.00 0.00 0.00	0 0.00 0.00 0.00	0 0.00 0.00 0.00	0 0.00 0.00 0.00	3 0.03 100.00 0.03

MULE DEER

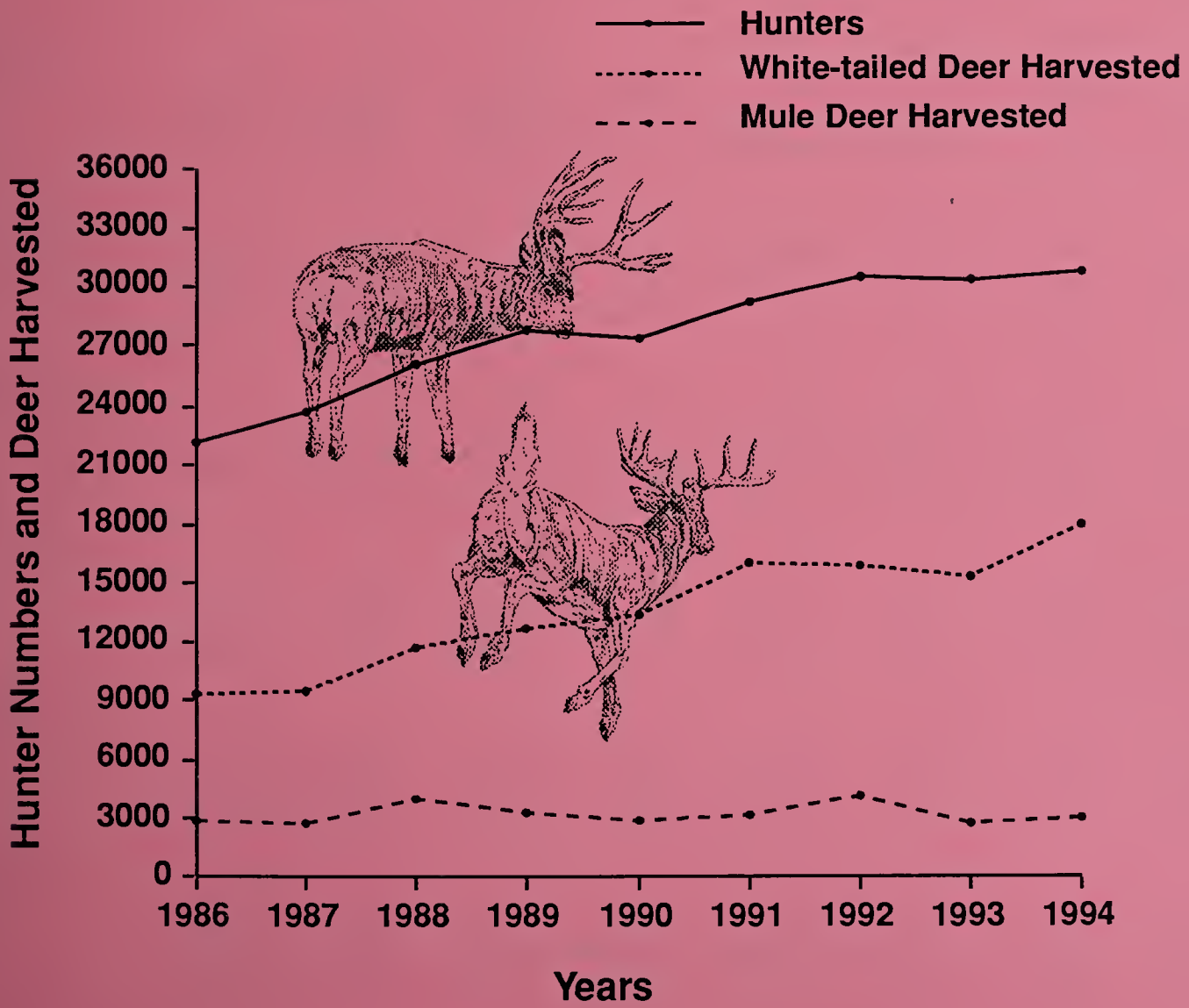
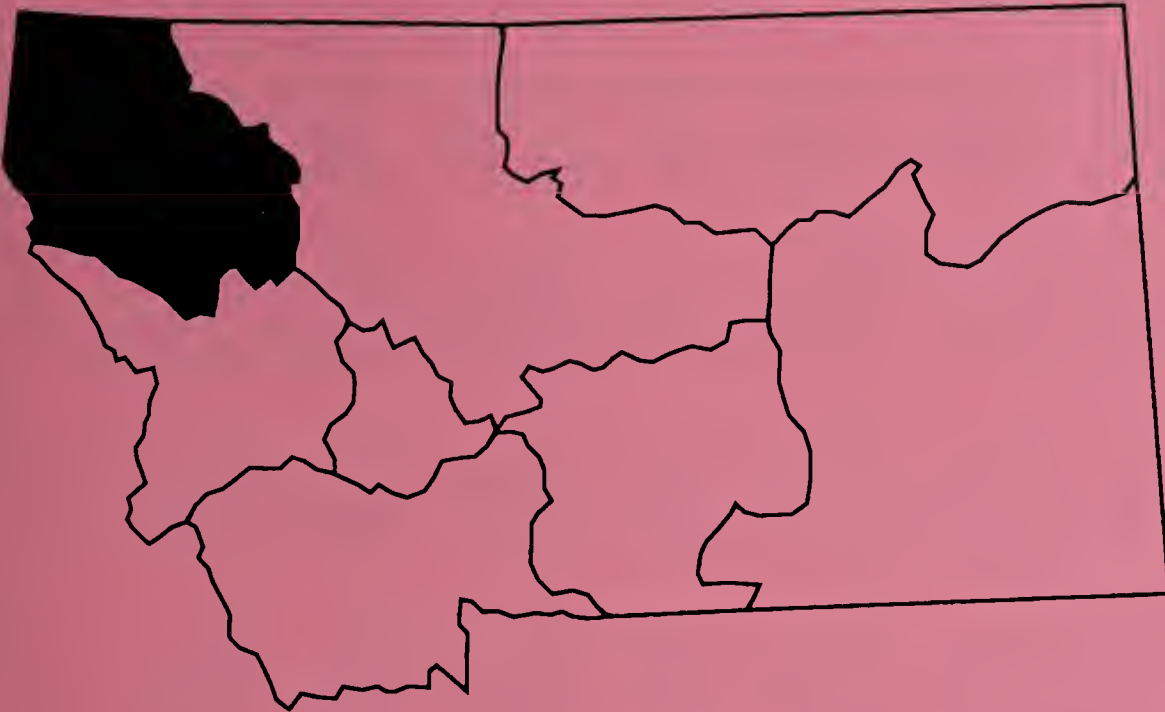


MONTANA DEPARTMENT OF FISH, WILDLIFE & PARKS
1994 MULE DEER ANTLER STATISTICS BY TIME PERIOD
MAY 15, 1995



REGION 1

DEER





1994 MULE DEER ANTLER STATISTICS BY TIME PERIOD

DISTRICT 100

FREQ TOT% ROW% COL%	09/01 TO 10/22	10/23 TO 10/29	10/30 TO 11/05	11/06 TO 11/12	11/13 TO 11/19	11/20 TO 11/27	11/28 TO 01/15	UNKWN	TOTAL
ANTLSS	2 5.71 5.71 100.00	20 57.14 57.14 100.00	10 28.57 28.57 100.00	2 5.71 5.71 100.00	1 2.86 2.86 100.00	0 0.00 0.00 0.00	0 0.00 0.00 0.00	0 0.00 0.00 0.00	35 100.00 100.00 100.00
1 X 1	0 0.00 0.00 0.00	1 1.43 33.33 10.00	1 1.43 33.33 11.11	0 0.00 0.00 0.00	0 0.00 0.00 0.00	1 1.43 33.33 5.56	0 0.00 0.00 0.00	0 0.00 0.00 0.00	3 4.29 100.00 4.29
2 X 1	0 0.00 0.00 0.00	0 0.00 0.00 0.00	0 0.00 0.00 0.00	0 0.00 0.00 0.00	1 1.43 50.00 5.56	1 1.43 50.00 5.56	0 0.00 0.00 0.00	0 0.00 0.00 0.00	2 2.86 100.00 2.86
2 X 2	0 0.00 0.00 0.00	2 2.86 15.38 20.00	2 2.86 15.38 22.22	2 2.86 15.38 13.33	3 4.29 23.08 16.67	4 5.71 30.77 22.22	0 0.00 0.00 0.00	0 0.00 0.00 0.00	13 18.57 100.00 18.57
3 X 2	0 0.00 0.00 0.00	1 1.43 25.00 10.00	0 0.00 0.00 0.00	0 0.00 0.00 0.00	2 2.86 50.00 11.11	1 1.43 25.00 5.56	0 0.00 0.00 0.00	0 0.00 0.00 0.00	4 5.71 100.00 5.71
3 X 3	0 0.00 0.00 0.00	1 1.43 11.11 10.00	2 2.86 22.22 22.22	2 2.86 22.22 13.33	2 2.86 22.22 11.11	2 2.86 22.22 11.11	0 0.00 0.00 0.00	0 0.00 0.00 0.00	9 12.86 100.00 12.86
4 X 2	0 0.00 0.00 0.00	0 0.00 0.00 0.00	0 0.00 0.00 0.00	1 1.43 100.00 6.67	0 0.00 0.00 0.00	0 0.00 0.00 0.00	0 0.00 0.00 0.00	0 0.00 0.00 0.00	1 1.43 100.00 1.43
4 X 3	0 0.00 0.00 0.00	1 1.43 50.00 10.00	0 0.00 0.00 0.00	0 0.00 0.00 0.00	1 1.43 50.00 5.56	0 0.00 0.00 0.00	0 0.00 0.00 0.00	0 0.00 0.00 0.00	2 2.86 100.00 2.86
4 X 4	0 0.00 0.00 0.00	1 1.43 5.00 10.00	2 2.86 10.00 22.22	7 10.00 35.00 46.67	2 2.86 10.00 11.11	8 11.43 40.00 44.44	0 0.00 0.00 0.00	0 0.00 0.00 0.00	20 28.57 100.00 28.57

1994 MULE DEER ANTLER STATISTICS BY TIME PERIOD

DISTRICT 100 (CONTINUED)

FREQ	09/01	10/23	10/30	11/06	11/13	11/20	11/28	UNKWN	TOTAL
TOT%	TO	TO	TO	TO	TO	TO	TO		
ROW%	10/22	10/29	11/05	11/12	11/19	11/27	01/15		
COL%									
5 X 4	0	1	1	1	3	0	0	0	6
	0.00	1.43	1.43	1.43	4.29	0.00	0.00	0.00	8.57
	0.00	16.67	16.67	16.67	50.00	0.00	0.00	0.00	100.00
	0.00	10.00	11.11	6.67	16.67	0.00	0.00	0.00	8.57
5 X 5	0	1	1	0	3	0	0	0	5
	0.00	1.43	1.43	0.00	4.29	0.00	0.00	0.00	7.14
	0.00	20.00	20.00	0.00	60.00	0.00	0.00	0.00	100.00
	0.00	10.00	11.11	0.00	16.67	0.00	0.00	0.00	7.14
6 X 4	0	1	0	0	0	0	0	0	1
	0.00	1.43	0.00	0.00	0.00	0.00	0.00	0.00	1.43
	0.00	100.00	0.00	0.00	0.00	0.00	0.00	0.00	100.00
	0.00	10.00	0.00	0.00	0.00	0.00	0.00	0.00	1.43
6 X 5	0	0	0	2	1	0	0	0	3
	0.00	0.00	0.00	2.86	1.43	0.00	0.00	0.00	4.29
	0.00	0.00	0.00	66.67	33.33	0.00	0.00	0.00	100.00
	0.00	0.00	0.00	13.33	5.56	0.00	0.00	0.00	4.29
7 X 6	0	0	0	0	0	1	0	0	1
	0.00	0.00	0.00	0.00	0.00	1.43	0.00	0.00	1.43
	0.00	0.00	0.00	0.00	0.00	100.00	0.00	0.00	100.00
	0.00	0.00	0.00	0.00	0.00	5.56	0.00	0.00	1.43
TOTAL ANTLRD	0	10	9	15	18	18	0	0	70
	0.00	14.29	12.86	21.43	25.71	25.71	0.00	0.00	100.00
	0.00	14.29	12.86	21.43	25.71	25.71	0.00	0.00	100.00
	0.00	100.00	100.00	100.00	100.00	100.00	0.00	0.00	100.00

1994 MULE DEER ANTLER STATISTICS BY TIME PERIOD

DISTRICT 101

FREQ	09/01	10/23	10/30	11/06	11/13	11/20	11/28	UNKWN	TOTAL
TOT%	TO	TO	TO	TO	TO	TO	TO		
ROW%	10/22	10/29	11/05	11/12	11/19	11/27	01/15		
COL%									
ANTLSS	0	2	10	2	0	3	0	0	17
	0.00	11.76	58.82	11.76	0.00	17.65	0.00	0.00	100.00
	0.00	11.76	58.82	11.76	0.00	17.65	0.00	0.00	100.00
	0.00	100.00	100.00	100.00	0.00	100.00	0.00	0.00	100.00
1 X 1	0	2	0	1	0	1	0	0	4
	0.00	2.22	0.00	1.11	0.00	1.11	0.00	0.00	4.44
	0.00	50.00	0.00	25.00	0.00	25.00	0.00	0.00	100.00
	0.00	18.18	0.00	5.56	0.00	2.63	0.00	0.00	4.44
2 X 1	0	0	0	1	0	0	0	0	1
	0.00	0.00	0.00	1.11	0.00	0.00	0.00	0.00	1.11
	0.00	0.00	0.00	100.00	0.00	0.00	0.00	0.00	100.00
	0.00	0.00	0.00	5.56	0.00	0.00	0.00	0.00	1.11
2 X 2	0	5	1	8	6	7	0	0	27
	0.00	5.56	1.11	8.89	6.67	7.78	0.00	0.00	30.00
	0.00	18.52	3.70	29.63	22.22	25.93	0.00	0.00	100.00
	0.00	45.45	20.00	44.44	33.33	18.42	0.00	0.00	30.00
3 X 2	0	0	0	0	1	1	0	0	2
	0.00	0.00	0.00	0.00	1.11	1.11	0.00	0.00	2.22
	0.00	0.00	0.00	0.00	50.00	50.00	0.00	0.00	100.00
	0.00	0.00	0.00	0.00	5.56	2.63	0.00	0.00	2.22
3 X 3	0	1	0	4	2	9	0	0	16
	0.00	1.11	0.00	4.44	2.22	10.00	0.00	0.00	17.78
	0.00	6.25	0.00	25.00	12.50	56.25	0.00	0.00	100.00
	0.00	9.09	0.00	22.22	11.11	23.68	0.00	0.00	17.78
4 X 3	0	0	2	0	0	1	0	0	3
	0.00	0.00	2.22	0.00	0.00	1.11	0.00	0.00	3.33
	0.00	0.00	66.67	0.00	0.00	33.33	0.00	0.00	100.00
	0.00	0.00	40.00	0.00	0.00	2.63	0.00	0.00	3.33
4 X 4	0	1	1	2	4	13	0	0	21
	0.00	1.11	1.11	2.22	4.44	14.44	0.00	0.00	23.33
	0.00	4.76	4.76	9.52	19.05	61.90	0.00	0.00	100.00
	0.00	9.09	20.00	11.11	22.22	34.21	0.00	0.00	23.33
5 X 4	0	1	0	1	2	1	0	0	5
	0.00	1.11	0.00	1.11	2.22	1.11	0.00	0.00	5.56
	0.00	20.00	0.00	20.00	40.00	20.00	0.00	0.00	100.00
	0.00	9.09	0.00	5.56	11.11	2.63	0.00	0.00	5.56

1994 MULE DEER ANTLER STATISTICS BY TIME PERIOD

DISTRICT 101 (CONTINUED)

FREQ	09/01	10/23	10/30	11/06	11/13	11/20	11/28	UNKWN	TOTAL
TOT%	TO	TO	TO	TO	TO	TO	TO		
ROW%	10/22	10/29	11/05	11/12	11/19	11/27	01/15		
COL%									
5 X 5	0	1	1	1	2	4	0	0	9
	0.00	1.11	1.11	1.11	2.22	4.44	0.00	0.00	10.00
	0.00	11.11	11.11	11.11	22.22	44.44	0.00	0.00	100.00
	0.00	9.09	20.00	5.56	11.11	10.53	0.00	0.00	10.00
6 X 5	0	0	0	0	1	0	0	0	1
	0.00	0.00	0.00	0.00	1.11	0.00	0.00	0.00	1.11
	0.00	0.00	0.00	0.00	100.00	0.00	0.00	0.00	100.00
	0.00	0.00	0.00	0.00	5.56	0.00	0.00	0.00	1.11
6 X 6	0	0	0	0	0	1	0	0	1
	0.00	0.00	0.00	0.00	0.00	1.11	0.00	0.00	1.11
	0.00	0.00	0.00	0.00	0.00	100.00	0.00	0.00	100.00
	0.00	0.00	0.00	0.00	0.00	2.63	0.00	0.00	1.11
TOTAL	0	11	5	18	18	38	0	0	90
ANTLRD	0.00	12.22	5.56	20.00	20.00	42.22	0.00	0.00	100.00
	0.00	12.22	5.56	20.00	20.00	42.22	0.00	0.00	100.00
	0.00	100.00	100.00	100.00	100.00	100.00	0.00	0.00	100.00

1994 MULE DEER ANTLER STATISTICS BY TIME PERIOD

DISTRICT 102

FREQ	09/01	10/23	10/30	11/06	11/13	11/20	11/28	UNKWN	TOTAL
TOT%	TO	TO	TO	TO	TO	TO	TO		
ROW%	10/22	10/29	11/05	11/12	11/19	11/27	01/15		
COL%									
ANTLSS	0	5	2	1	0	1	0	0	9
	0.00	55.56	22.22	11.11	0.00	11.11	0.00	0.00	100.00
	0.00	55.56	22.22	11.11	0.00	11.11	0.00	0.00	100.00
	0.00	100.00	100.00	100.00	0.00	100.00	0.00	0.00	100.00
1 X 1	0	2	0	0	0	0	0	0	2
	0.00	8.33	0.00	0.00	0.00	0.00	0.00	0.00	8.33
	0.00	100.00	0.00	0.00	0.00	0.00	0.00	0.00	100.00
	0.00	33.33	0.00	0.00	0.00	0.00	0.00	0.00	8.33
2 X 2	0	0	1	0	0	3	0	0	4
	0.00	0.00	4.17	0.00	0.00	12.50	0.00	0.00	16.67
	0.00	0.00	25.00	0.00	0.00	75.00	0.00	0.00	100.00
	0.00	0.00	100.00	0.00	0.00	37.50	0.00	0.00	16.67
3 X 2	0	1	0	0	0	0	0	0	1
	0.00	4.17	0.00	0.00	0.00	0.00	0.00	0.00	4.17
	0.00	100.00	0.00	0.00	0.00	0.00	0.00	0.00	100.00
	0.00	16.67	0.00	0.00	0.00	0.00	0.00	0.00	4.17
3 X 3	0	0	0	0	1	0	0	0	1
	0.00	0.00	0.00	0.00	4.17	0.00	0.00	0.00	4.17
	0.00	0.00	0.00	0.00	100.00	0.00	0.00	0.00	100.00
	0.00	0.00	0.00	0.00	20.00	0.00	0.00	0.00	4.17
4 X 3	0	1	0	1	0	1	0	0	3
	0.00	4.17	0.00	4.17	0.00	4.17	0.00	0.00	12.50
	0.00	33.33	0.00	33.33	0.00	33.33	0.00	0.00	100.00
	0.00	16.67	0.00	25.00	0.00	12.50	0.00	0.00	12.50
4 X 4	0	2	0	2	1	1	0	0	6
	0.00	8.33	0.00	8.33	4.17	4.17	0.00	0.00	25.00
	0.00	33.33	0.00	33.33	16.67	16.67	0.00	0.00	100.00
	0.00	33.33	0.00	50.00	20.00	12.50	0.00	0.00	25.00
5 X 4	0	0	0	1	2	0	0	0	3
	0.00	0.00	0.00	4.17	8.33	0.00	0.00	0.00	12.50
	0.00	0.00	0.00	33.33	66.67	0.00	0.00	0.00	100.00
	0.00	0.00	0.00	25.00	40.00	0.00	0.00	0.00	12.50
5 X 5	0	0	0	0	1	3	0	0	4
	0.00	0.00	0.00	0.00	4.17	12.50	0.00	0.00	16.67
	0.00	0.00	0.00	0.00	25.00	75.00	0.00	0.00	100.00
	0.00	0.00	0.00	0.00	20.00	37.50	0.00	0.00	16.67

1994 MULE DEER ANTLER STATISTICS BY TIME PERIOD

DISTRICT 102 (CONTINUED)

FREQ	09/01	10/23	10/30	11/06	11/13	11/20	11/28	UNKWN	TOTAL
TOT%	TO	TO	TO	TO	TO	TO	TO		
ROW%	10/22	10/29	11/05	11/12	11/19	11/27	01/15		
COL%									
TOTAL	0	6	1	4	5	8	0	0	24
ANTLRD	0.00	25.00	4.17	16.67	20.83	33.33	0.00	0.00	100.00
	0.00	25.00	4.17	16.67	20.83	33.33	0.00	0.00	100.00
	0.00	100.00	100.00	100.00	100.00	100.00	0.00	0.00	100.00

1994 MULE DEER ANTLER STATISTICS BY TIME PERIOD

DISTRICT 103

FREQ TOT% ROW% COL%	09/01 TO 10/22	10/23 TO 10/29	10/30 TO 11/05	11/06 TO 11/12	11/13 TO 11/19	11/20 TO 11/27	11/28 TO 01/15	UNKWN	TOTAL
ANTLSS	0 0.00	15 50.00	12 40.00	2 6.67	0 0.00	1 3.33	0 0.00	0 0.00	30 100.00
	0.00	50.00	40.00	6.67	0.00	3.33	0.00	0.00	100.00
	0.00	100.00	100.00	100.00	0.00	100.00	0.00	0.00	100.00
1 X 1	0 0.00	0 0.00	2 2.35	2 2.35	0 0.00	3 3.53	0 0.00	0 0.00	7 8.24
	0.00	0.00	28.57	28.57	0.00	42.86	0.00	0.00	100.00
	0.00	0.00	20.00	11.11	0.00	10.00	0.00	0.00	8.24
2 X 2	0 0.00	5 5.88	2 2.35	6 7.06	3 3.53	8 9.41	0 0.00	0 0.00	24 28.24
	0.00	20.83	8.33	25.00	12.50	33.33	0.00	0.00	100.00
	0.00	35.71	20.00	33.33	23.08	26.67	0.00	0.00	28.24
3 X 2	0 0.00	2 2.35	1 1.18	0 0.00	0 0.00	0 0.00	0 0.00	0 0.00	3 3.53
	0.00	66.67	33.33	0.00	0.00	0.00	0.00	0.00	100.00
	0.00	14.29	10.00	0.00	0.00	0.00	0.00	0.00	3.53
3 X 3	0 0.00	3 3.53	3 3.53	3 3.53	3 3.53	9 10.59	0 0.00	0 0.00	21 24.71
	0.00	14.29	14.29	14.29	14.29	42.86	0.00	0.00	100.00
	0.00	21.43	30.00	16.67	23.08	30.00	0.00	0.00	24.71
4 X 2	0 0.00	1 1.18	0 0.00	0 0.00	0 0.00	0 0.00	0 0.00	0 0.00	1 1.18
	0.00	100.00	0.00	0.00	0.00	0.00	0.00	0.00	100.00
	0.00	7.14	0.00	0.00	0.00	0.00	0.00	0.00	1.18
4 X 3	0 0.00	0 0.00	0 0.00	0 0.00	2 2.35	1 1.18	0 0.00	0 0.00	3 3.53
	0.00	0.00	0.00	0.00	66.67	33.33	0.00	0.00	100.00
	0.00	0.00	0.00	0.00	15.38	3.33	0.00	0.00	3.53
4 X 4	0 0.00	3 3.53	1 1.18	5 5.88	2 2.35	5 5.88	0 0.00	0 0.00	16 18.82
	0.00	18.75	6.25	31.25	12.50	31.25	0.00	0.00	100.00
	0.00	21.43	10.00	27.78	15.38	16.67	0.00	0.00	18.82
5 X 4	0 0.00	0 0.00	0 0.00	2 2.35	0 0.00	1 1.18	0 0.00	0 0.00	3 3.53
	0.00	0.00	0.00	66.67	0.00	33.33	0.00	0.00	100.00
	0.00	0.00	0.00	11.11	0.00	3.33	0.00	0.00	3.53

1994 MULE DEER ANTLER STATISTICS BY TIME PERIOD

DISTRICT 103 (CONTINUED)

FREQ	09/01	10/23	10/30	11/06	11/13	11/20	11/28	UNKWN	TOTAL
TOT%	TO	TO	TO	TO	TO	TO	TO		
ROW%	10/22	10/29	11/05	11/12	11/19	11/27	01/15		
COL%									
5 X 5	0	0	1	0	3	3	0	0	7
	0.00	0.00	1.18	0.00	3.53	3.53	0.00	0.00	8.24
	0.00	0.00	14.29	0.00	42.86	42.86	0.00	0.00	100.00
	0.00	0.00	10.00	0.00	23.08	10.00	0.00	0.00	8.24
TOTAL	0	14	10	18	13	30	0	0	85
ANTLRD	0.00	16.47	11.76	21.18	15.29	35.29	0.00	0.00	100.00
	0.00	16.47	11.76	21.18	15.29	35.29	0.00	0.00	100.00
	0.00	100.00	100.00	100.00	100.00	100.00	0.00	0.00	100.00

1994 MULE DEER ANTLER STATISTICS BY TIME PERIOD

DISTRICT 104

FREQ	09/01	10/23	10/30	11/06	11/13	11/20	11/28	UNKWN	TOTAL
TOT%	TO	TO	TO	TO	TO	TO	TO		
ROW%	10/22	10/29	11/05	11/12	11/19	11/27	01/15		
COL%									
ANTLSS	0	7	4	0	0	0	0	0	11
	0.00	63.64	36.36	0.00	0.00	0.00	0.00	0.00	100.00
	0.00	63.64	36.36	0.00	0.00	0.00	0.00	0.00	100.00
	0.00	100.00	100.00	0.00	0.00	0.00	0.00	0.00	100.00
1 X 1	0	0	1	0	1	1	0	0	3
	0.00	0.00	2.33	0.00	2.33	2.33	0.00	0.00	6.98
	0.00	0.00	33.33	0.00	33.33	33.33	0.00	0.00	100.00
	0.00	0.00	16.67	0.00	11.11	9.09	0.00	0.00	6.98
2 X 2	0	0	5	2	0	1	0	0	8
	0.00	0.00	11.63	4.65	0.00	2.33	0.00	0.00	18.60
	0.00	0.00	62.50	25.00	0.00	12.50	0.00	0.00	100.00
	0.00	0.00	83.33	14.29	0.00	9.09	0.00	0.00	18.60
3 X 2	0	2	0	1	0	0	0	0	3
	0.00	4.65	0.00	2.33	0.00	0.00	0.00	0.00	6.98
	0.00	66.67	0.00	33.33	0.00	0.00	0.00	0.00	100.00
	0.00	66.67	0.00	7.14	0.00	0.00	0.00	0.00	6.98
3 X 3	0	1	0	2	1	1	0	0	5
	0.00	2.33	0.00	4.65	2.33	2.33	0.00	0.00	11.63
	0.00	20.00	0.00	40.00	20.00	20.00	0.00	0.00	100.00
	0.00	33.33	0.00	14.29	11.11	9.09	0.00	0.00	11.63
4 X 3	0	0	0	1	1	2	0	0	4
	0.00	0.00	0.00	2.33	2.33	4.65	0.00	0.00	9.30
	0.00	0.00	0.00	25.00	25.00	50.00	0.00	0.00	100.00
	0.00	0.00	0.00	7.14	11.11	18.18	0.00	0.00	9.30
4 X 4	0	0	0	3	4	2	0	0	9
	0.00	0.00	0.00	6.98	9.30	4.65	0.00	0.00	20.93
	0.00	0.00	0.00	33.33	44.44	22.22	0.00	0.00	100.00
	0.00	0.00	0.00	21.43	44.44	18.18	0.00	0.00	20.93
5 X 4	0	0	0	1	0	1	0	0	2
	0.00	0.00	0.00	2.33	0.00	2.33	0.00	0.00	4.65
	0.00	0.00	0.00	50.00	0.00	50.00	0.00	0.00	100.00
	0.00	0.00	0.00	7.14	0.00	9.09	0.00	0.00	4.65
5 X 5	0	0	0	2	2	3	0	0	7
	0.00	0.00	0.00	4.65	4.65	6.98	0.00	0.00	16.28
	0.00	0.00	0.00	28.57	28.57	42.86	0.00	0.00	100.00
	0.00	0.00	0.00	14.29	22.22	27.27	0.00	0.00	16.28

1994 MULE DEER ANTLER STATISTICS BY TIME PERIOD

DISTRICT 104 (CONTINUED)

FREQ	09/01	10/23	10/30	11/06	11/13	11/20	11/28	UNKWN	TOTAL
TOT%	TO	TO	TO	TO	TO	TO	TO		
ROW%	10/22	10/29	11/05	11/12	11/19	11/27	01/15		
COL%									
6 X 5	0	0	0	2	0	0	0	0	2
	0.00	0.00	0.00	4.65	0.00	0.00	0.00	0.00	4.65
	0.00	0.00	0.00	100.00	0.00	0.00	0.00	0.00	100.00
	0.00	0.00	0.00	14.29	0.00	0.00	0.00	0.00	4.65
TOTAL	0	3	6	14	9	11	0	0	43
ANTLRD	0.00	6.98	13.95	32.56	20.93	25.58	0.00	0.00	100.00
	0.00	6.98	13.95	32.56	20.93	25.58	0.00	0.00	100.00
	0.00	100.00	100.00	100.00	100.00	100.00	0.00	0.00	100.00

1994 MULE DEER ANTLER STATISTICS BY TIME PERIOD

DISTRICT 110

FREQ	09/01	10/23	10/30	11/06	11/13	11/20	11/28	UNKWN	TOTAL
TOT%	TO	TO	TO	TO	TO	TO	TO		
ROW%	10/22	10/29	11/05	11/12	11/19	11/27	01/15		
COL%									
ANTLSS	0	3	1	0	1	0	0	0	5
	0.00	60.00	20.00	0.00	20.00	0.00	0.00	0.00	100.00
	0.00	60.00	20.00	0.00	20.00	0.00	0.00	0.00	100.00
	0.00	100.00	100.00	0.00	100.00	0.00	0.00	0.00	100.00
2 X 1	0	0	0	0	0	1	0	0	1
	0.00	0.00	0.00	0.00	0.00	3.45	0.00	0.00	3.45
	0.00	0.00	0.00	0.00	0.00	100.00	0.00	0.00	100.00
	0.00	0.00	0.00	0.00	0.00	6.67	0.00	0.00	3.45
2 X 2	0	0	2	0	0	2	0	0	4
	0.00	0.00	6.90	0.00	0.00	6.90	0.00	0.00	13.79
	0.00	0.00	50.00	0.00	0.00	50.00	0.00	0.00	100.00
	0.00	0.00	50.00	0.00	0.00	13.33	0.00	0.00	13.79
3 X 2	0	0	0	0	0	1	0	0	1
	0.00	0.00	0.00	0.00	0.00	3.45	0.00	0.00	3.45
	0.00	0.00	0.00	0.00	0.00	100.00	0.00	0.00	100.00
	0.00	0.00	0.00	0.00	0.00	6.67	0.00	0.00	3.45
3 X 3	0	0	0	0	4	1	0	0	5
	0.00	0.00	0.00	0.00	13.79	3.45	0.00	0.00	17.24
	0.00	0.00	0.00	0.00	80.00	20.00	0.00	0.00	100.00
	0.00	0.00	0.00	0.00	57.14	6.67	0.00	0.00	17.24
4 X 3	0	1	0	0	0	2	0	0	3
	0.00	3.45	0.00	0.00	0.00	6.90	0.00	0.00	10.34
	0.00	33.33	0.00	0.00	0.00	66.67	0.00	0.00	100.00
	0.00	50.00	0.00	0.00	0.00	13.33	0.00	0.00	10.34
4 X 4	0	1	1	1	1	3	0	0	7
	0.00	3.45	3.45	3.45	3.45	10.34	0.00	0.00	24.14
	0.00	14.29	14.29	14.29	14.29	42.86	0.00	0.00	100.00
	0.00	50.00	25.00	100.00	14.29	20.00	0.00	0.00	24.14
5 X 4	0	0	0	0	2	1	0	0	3
	0.00	0.00	0.00	0.00	6.90	3.45	0.00	0.00	10.34
	0.00	0.00	0.00	0.00	66.67	33.33	0.00	0.00	100.00
	0.00	0.00	0.00	0.00	28.57	6.67	0.00	0.00	10.34
5 X 5	0	0	0	0	0	3	0	0	3
	0.00	0.00	0.00	0.00	0.00	10.34	0.00	0.00	10.34
	0.00	0.00	0.00	0.00	0.00	100.00	0.00	0.00	100.00
	0.00	0.00	0.00	0.00	0.00	20.00	0.00	0.00	10.34

1994 MULE DEER ANTLER STATISTICS BY TIME PERIOD

DISTRICT 110 (CONTINUED)

FREQ	09/01	10/23	10/30	11/06	11/13	11/20	11/28	UNKWN	TOTAL
TOT%	TO	TO	TO	TO	TO	TO	TO		
ROW%	10/22	10/29	11/05	11/12	11/19	11/27	01/15		
COL%									
7 X 5	0	0	1	0	0	0	0	0	1
	0.00	0.00	3.45	0.00	0.00	0.00	0.00	0.00	3.45
	0.00	0.00	100.00	0.00	0.00	0.00	0.00	0.00	100.00
	0.00	0.00	25.00	0.00	0.00	0.00	0.00	0.00	3.45
7 X 7	0	0	0	0	0	1	0	0	1
	0.00	0.00	0.00	0.00	0.00	3.45	0.00	0.00	3.45
	0.00	0.00	0.00	0.00	0.00	100.00	0.00	0.00	100.00
	0.00	0.00	0.00	0.00	0.00	6.67	0.00	0.00	3.45
TOTAL	0	2	4	1	7	15	0	0	29
ANTLRD	0.00	6.90	13.79	3.45	24.14	51.72	0.00	0.00	100.00
	0.00	6.90	13.79	3.45	24.14	51.72	0.00	0.00	100.00
	0.00	100.00	100.00	100.00	100.00	100.00	0.00	0.00	100.00

1994 MULE DEER ANTLER STATISTICS BY TIME PERIOD

DISTRICT 120

FREQ	09/01	10/23	10/30	11/06	11/13	11/20	11/28	UNKWN	TOTAL
TOT%	TO	TO	TO	TO	TO	TO	TO		
ROW%	10/22	10/29	11/05	11/12	11/19	11/27	01/15		
COL%									
ANTLSS	0	1	0	1	1	0	0	0	3
	0.00	33.33	0.00	33.33	33.33	0.00	0.00	0.00	100.00
	0.00	33.33	0.00	33.33	33.33	0.00	0.00	0.00	100.00
	0.00	100.00	0.00	100.00	100.00	0.00	0.00	0.00	100.00
1 X 1	0	1	1	0	0	0	0	0	2
	0.00	12.50	12.50	0.00	0.00	0.00	0.00	0.00	25.00
	0.00	50.00	50.00	0.00	0.00	0.00	0.00	0.00	100.00
	0.00	100.00	33.33	0.00	0.00	0.00	0.00	0.00	25.00
2 X 2	0	0	1	0	0	1	0	0	2
	0.00	0.00	12.50	0.00	0.00	12.50	0.00	0.00	25.00
	0.00	0.00	50.00	0.00	0.00	50.00	0.00	0.00	100.00
	0.00	0.00	33.33	0.00	0.00	50.00	0.00	0.00	25.00
4 X 4	0	0	1	2	0	0	0	0	3
	0.00	0.00	12.50	25.00	0.00	0.00	0.00	0.00	37.50
	0.00	0.00	33.33	66.67	0.00	0.00	0.00	0.00	100.00
	0.00	0.00	33.33	100.00	0.00	0.00	0.00	0.00	37.50
5 X 5	0	0	0	0	0	1	0	0	1
	0.00	0.00	0.00	0.00	0.00	12.50	0.00	0.00	12.50
	0.00	0.00	0.00	0.00	0.00	100.00	0.00	0.00	100.00
	0.00	0.00	0.00	0.00	0.00	50.00	0.00	0.00	12.50
TOTAL	0	1	3	2	0	2	0	0	8
ANTLRD	0.00	12.50	37.50	25.00	0.00	25.00	0.00	0.00	100.00
	0.00	12.50	37.50	25.00	0.00	25.00	0.00	0.00	100.00
	0.00	100.00	100.00	100.00	0.00	100.00	0.00	0.00	100.00

1994 MULE DEER ANTLER STATISTICS BY TIME PERIOD

DISTRICT 121

FREQ	09/01	10/23	10/30	11/06	11/13	11/20	11/28	UNKWN	TOTAL
TOT%	TO	TO	TO	TO	TO	TO	TO		
ROW%	10/22	10/29	11/05	11/12	11/19	11/27	01/15		
COL%									
ANTLSS	0	2	0	0	1	2	0	0	5
	0.00	40.00	0.00	0.00	20.00	40.00	0.00	0.00	100.00
	0.00	40.00	0.00	0.00	20.00	40.00	0.00	0.00	100.00
	0.00	100.00	0.00	0.00	100.00	100.00	0.00	0.00	100.00
1 X 1	0	0	0	0	1	1	0	0	2
	0.00	0.00	0.00	0.00	1.35	1.35	0.00	0.00	2.70
	0.00	0.00	0.00	0.00	50.00	50.00	0.00	0.00	100.00
	0.00	0.00	0.00	0.00	4.17	5.00	0.00	0.00	2.70
2 X 2	0	3	0	4	4	3	0	0	14
	0.00	4.05	0.00	5.41	5.41	4.05	0.00	0.00	18.92
	0.00	21.43	0.00	28.57	28.57	21.43	0.00	0.00	100.00
	0.00	33.33	0.00	26.67	16.67	15.00	0.00	0.00	18.92
3 X 2	0	0	0	1	3	0	0	0	4
	0.00	0.00	0.00	1.35	4.05	0.00	0.00	0.00	5.41
	0.00	0.00	0.00	25.00	75.00	0.00	0.00	0.00	100.00
	0.00	0.00	0.00	6.67	12.50	0.00	0.00	0.00	5.41
3 X 3	0	0	1	1	3	5	0	0	10
	0.00	0.00	1.35	1.35	4.05	6.76	0.00	0.00	13.51
	0.00	0.00	10.00	10.00	30.00	50.00	0.00	0.00	100.00
	0.00	0.00	33.33	6.67	12.50	25.00	0.00	0.00	13.51
4 X 3	0	0	0	0	0	2	0	1	3
	0.00	0.00	0.00	0.00	0.00	2.70	0.00	1.35	4.05
	0.00	0.00	0.00	0.00	0.00	66.67	0.00	33.33	100.00
	0.00	0.00	0.00	0.00	0.00	10.00	0.00	100.00	4.05
4 X 4	1	2	2	3	5	5	1	0	19
	1.35	2.70	2.70	4.05	6.76	6.76	1.35	0.00	25.68
	5.26	10.53	10.53	15.79	26.32	26.32	5.26	0.00	100.00
	100.00	22.22	66.67	20.00	20.83	25.00	100.00	0.00	25.68
5 X 3	0	1	0	0	1	0	0	0	2
	0.00	1.35	0.00	0.00	1.35	0.00	0.00	0.00	2.70
	0.00	50.00	0.00	0.00	50.00	0.00	0.00	0.00	100.00
	0.00	11.11	0.00	0.00	4.17	0.00	0.00	0.00	2.70
5 X 4	0	1	0	0	0	2	0	0	3
	0.00	1.35	0.00	0.00	0.00	2.70	0.00	0.00	4.05
	0.00	33.33	0.00	0.00	0.00	66.67	0.00	0.00	100.00
	0.00	11.11	0.00	0.00	0.00	10.00	0.00	0.00	4.05

1994 MULE DEER ANTLER STATISTICS BY TIME PERIOD

DISTRICT 122

FREQ	09/01	10/23	10/30	11/06	11/13	11/20	11/28	UNKWN	TOTAL
TOT%	TO	TO	TO	TO	TO	TO	TO		
ROW%	10/22	10/29	11/05	11/12	11/19	11/27	01/15		
COL%									
ANTLSS	3	4	5	3	1	1	0	0	17
	17.65	23.53	29.41	17.65	5.88	5.88	0.00	0.00	100.00
	17.65	23.53	29.41	17.65	5.88	5.88	0.00	0.00	100.00
	100.00	100.00	100.00	100.00	100.00	100.00	0.00	0.00	100.00
1 X 1	0	0	1	0	0	0	0	0	1
	0.00	0.00	2.13	0.00	0.00	0.00	0.00	0.00	2.13
	0.00	0.00	100.00	0.00	0.00	0.00	0.00	0.00	100.00
	0.00	0.00	16.67	0.00	0.00	0.00	0.00	0.00	2.13
2 X 2	0	2	3	1	3	5	0	1	15
	0.00	4.26	6.38	2.13	6.38	10.64	0.00	2.13	31.91
	0.00	13.33	20.00	6.67	20.00	33.33	0.00	6.67	100.00
	0.00	25.00	50.00	33.33	30.00	26.32	0.00	100.00	31.91
3 X 2	0	1	0	1	2	1	0	0	5
	0.00	2.13	0.00	2.13	4.26	2.13	0.00	0.00	10.64
	0.00	20.00	0.00	20.00	40.00	20.00	0.00	0.00	100.00
	0.00	12.50	0.00	33.33	20.00	5.26	0.00	0.00	10.64
3 X 3	0	0	0	1	3	6	0	0	10
	0.00	0.00	0.00	2.13	6.38	12.77	0.00	0.00	21.28
	0.00	0.00	0.00	10.00	30.00	60.00	0.00	0.00	100.00
	0.00	0.00	0.00	33.33	30.00	31.58	0.00	0.00	21.28
4 X 3	0	1	0	0	0	1	0	0	2
	0.00	2.13	0.00	0.00	0.00	2.13	0.00	0.00	4.26
	0.00	50.00	0.00	0.00	0.00	50.00	0.00	0.00	100.00
	0.00	12.50	0.00	0.00	0.00	5.26	0.00	0.00	4.26
4 X 4	0	3	1	0	1	3	0	0	8
	0.00	6.38	2.13	0.00	2.13	6.38	0.00	0.00	17.02
	0.00	37.50	12.50	0.00	12.50	37.50	0.00	0.00	100.00
	0.00	37.50	16.67	0.00	10.00	15.79	0.00	0.00	17.02
5 X 4	0	1	0	0	0	2	0	0	3
	0.00	2.13	0.00	0.00	0.00	4.26	0.00	0.00	6.38
	0.00	33.33	0.00	0.00	0.00	66.67	0.00	0.00	100.00
	0.00	12.50	0.00	0.00	0.00	10.53	0.00	0.00	6.38
6 X 5	0	0	0	0	1	1	0	0	2
	0.00	0.00	0.00	0.00	2.13	2.13	0.00	0.00	4.26
	0.00	0.00	0.00	0.00	50.00	50.00	0.00	0.00	100.00
	0.00	0.00	0.00	0.00	10.00	5.26	0.00	0.00	4.26

1994 MULE DEER ANTLER STATISTICS BY TIME PERIOD

DISTRICT 122 (CONTINUED)

FREQ	09/01	10/23	10/30	11/06	11/13	11/20	11/28	UNKWN	TOTAL
TOT%	TO	TO	TO	TO	TO	TO	TO		
ROW%	10/22	10/29	11/05	11/12	11/19	11/27	01/15		
COL%									
7 X 6	0	0	1	0	0	0	0	0	1
	0.00	0.00	2.13	0.00	0.00	0.00	0.00	0.00	2.13
	0.00	0.00	100.00	0.00	0.00	0.00	0.00	0.00	100.00
	0.00	0.00	16.67	0.00	0.00	0.00	0.00	0.00	2.13
TOTAL	0	8	6	3	10	19	0	1	47
ANTLRD	0.00	17.02	12.77	6.38	21.28	40.43	0.00	2.13	100.00
	0.00	17.02	12.77	6.38	21.28	40.43	0.00	2.13	100.00
	0.00	100.00	100.00	100.00	100.00	100.00	0.00	100.00	100.00

1994 MULE DEER ANTLER STATISTICS BY TIME PERIOD

DISTRICT 123

FREQ	09/01	10/23	10/30	11/06	11/13	11/20	11/28	UNKWN	TOTAL
TOT%	TO	TO	TO	TO	TO	TO	TO		
ROW%	10/22	10/29	11/05	11/12	11/19	11/27	01/15		
COL%									
ANTLSS	1	2	1	0	0	0	0	0	4
	25.00	50.00	25.00	0.00	0.00	0.00	0.00	0.00	100.00
	25.00	50.00	25.00	0.00	0.00	0.00	0.00	0.00	100.00
	100.00	100.00	100.00	0.00	0.00	0.00	0.00	0.00	100.00
2 X -	0	0	1	0	0	0	0	0	1
	0.00	0.00	3.45	0.00	0.00	0.00	0.00	0.00	3.45
	0.00	0.00	100.00	0.00	0.00	0.00	0.00	0.00	100.00
	0.00	0.00	100.00	0.00	0.00	0.00	0.00	0.00	3.45
2 X 1	0	0	0	1	0	0	0	0	1
	0.00	0.00	0.00	3.45	0.00	0.00	0.00	0.00	3.45
	0.00	0.00	0.00	100.00	0.00	0.00	0.00	0.00	100.00
	0.00	0.00	0.00	33.33	0.00	0.00	0.00	0.00	3.45
2 X 2	0	1	0	1	5	1	0	0	8
	0.00	3.45	0.00	3.45	17.24	3.45	0.00	0.00	27.59
	0.00	12.50	0.00	12.50	62.50	12.50	0.00	0.00	100.00
	0.00	50.00	0.00	33.33	50.00	8.33	0.00	0.00	27.59
3 X 3	1	1	0	1	0	2	0	0	5
	3.45	3.45	0.00	3.45	0.00	6.90	0.00	0.00	17.24
	20.00	20.00	0.00	20.00	0.00	40.00	0.00	0.00	100.00
	100.00	50.00	0.00	33.33	0.00	16.67	0.00	0.00	17.24
4 X 3	0	0	0	0	1	2	0	0	3
	0.00	0.00	0.00	0.00	3.45	6.90	0.00	0.00	10.34
	0.00	0.00	0.00	0.00	33.33	66.67	0.00	0.00	100.00
	0.00	0.00	0.00	0.00	10.00	16.67	0.00	0.00	10.34
4 X 4	0	0	0	0	1	2	0	0	3
	0.00	0.00	0.00	0.00	3.45	6.90	0.00	0.00	10.34
	0.00	0.00	0.00	0.00	33.33	66.67	0.00	0.00	100.00
	0.00	0.00	0.00	0.00	10.00	16.67	0.00	0.00	10.34
5 X 4	0	0	0	0	1	3	0	0	4
	0.00	0.00	0.00	0.00	3.45	10.34	0.00	0.00	13.79
	0.00	0.00	0.00	0.00	25.00	75.00	0.00	0.00	100.00
	0.00	0.00	0.00	0.00	10.00	25.00	0.00	0.00	13.79
5 X 5	0	0	0	0	2	2	0	0	4
	0.00	0.00	0.00	0.00	6.90	6.90	0.00	0.00	13.79
	0.00	0.00	0.00	0.00	50.00	50.00	0.00	0.00	100.00
	0.00	0.00	0.00	0.00	20.00	16.67	0.00	0.00	13.79

1994 MULE DEER ANTLER STATISTICS BY TIME PERIOD

DISTRICT 123 (CONTINUED)

FREQ	09/01	10/23	10/30	11/06	11/13	11/20	11/28	UNKWN	TOTAL
TOT%	TO	TO	TO	TO	TO	TO	TO		
ROW%	10/22	10/29	11/05	11/12	11/19	11/27	01/15		
COL%									
TOTAL	1	2	1	3	10	12	0	0	29
ANTLRD	3.45	6.90	3.45	10.34	34.48	41.38	0.00	0.00	100.00
	3.45	6.90	3.45	10.34	34.48	41.38	0.00	0.00	100.00
	100.00	100.00	100.00	100.00	100.00	100.00	0.00	0.00	100.00

1994 MULE DEER ANTLER STATISTICS BY TIME PERIOD

DISTRICT 124

FREQ	09/01	10/23	10/30	11/06	11/13	11/20	11/28	UNKWN	TOTAL
TOT%	TO	TO	TO	TO	TO	TO	TO		
ROW%	10/22	10/29	11/05	11/12	11/19	11/27	01/15		
COL%									
ANTLSS	0	1	0	0	0	0	0	0	1
	0.00	100.00	0.00	0.00	0.00	0.00	0.00	0.00	100.00
	0.00	100.00	0.00	0.00	0.00	0.00	0.00	0.00	100.00
	0.00	100.00	0.00	0.00	0.00	0.00	0.00	0.00	100.00
2 X 2	0	0	0	1	1	0	0	0	2
	0.00	0.00	0.00	9.09	9.09	0.00	0.00	0.00	18.18
	0.00	0.00	0.00	50.00	50.00	0.00	0.00	0.00	100.00
	0.00	0.00	0.00	50.00	25.00	0.00	0.00	0.00	18.18
3 X 3	0	0	0	1	0	0	0	0	1
	0.00	0.00	0.00	9.09	0.00	0.00	0.00	0.00	9.09
	0.00	0.00	0.00	100.00	0.00	0.00	0.00	0.00	100.00
	0.00	0.00	0.00	50.00	0.00	0.00	0.00	0.00	9.09
4 X 3	0	1	0	0	1	0	0	0	2
	0.00	9.09	0.00	0.00	9.09	0.00	0.00	0.00	18.18
	0.00	50.00	0.00	0.00	50.00	0.00	0.00	0.00	100.00
	0.00	50.00	0.00	0.00	25.00	0.00	0.00	0.00	18.18
4 X 4	0	1	2	0	2	1	0	0	6
	0.00	9.09	18.18	0.00	18.18	9.09	0.00	0.00	54.55
	0.00	16.67	33.33	0.00	33.33	16.67	0.00	0.00	100.00
	0.00	50.00	100.00	0.00	50.00	100.00	0.00	0.00	54.55
TOTAL ANTLRD	0	2	2	2	4	1	0	0	11
	0.00	18.18	18.18	18.18	36.36	9.09	0.00	0.00	100.00
	0.00	18.18	18.18	18.18	36.36	9.09	0.00	0.00	100.00
	0.00	100.00	100.00	100.00	100.00	100.00	0.00	0.00	100.00

1994 MULE DEER ANTLER STATISTICS BY TIME PERIOD

DISTRICT 130

FREQ	09/01	10/23	10/30	11/06	11/13	11/20	11/28	UNKWN	TOTAL
TOT%	TO	TO	TO	TO	TO	TO	TO		
ROW%	10/22	10/29	11/05	11/12	11/19	11/27	01/15		
COL%									
ANTLSS	0	2	0	1	0	1	0	0	4
	0.00	50.00	0.00	25.00	0.00	25.00	0.00	0.00	100.00
	0.00	50.00	0.00	25.00	0.00	25.00	0.00	0.00	100.00
	0.00	100.00	0.00	100.00	0.00	100.00	0.00	0.00	100.00
1 X 1	0	0	0	0	0	1	0	0	1
	0.00	0.00	0.00	0.00	0.00	3.45	0.00	0.00	3.45
	0.00	0.00	0.00	0.00	0.00	100.00	0.00	0.00	100.00
	0.00	0.00	0.00	0.00	0.00	9.09	0.00	0.00	3.45
2 X 2	0	2	0	0	1	2	0	1	6
	0.00	6.90	0.00	0.00	3.45	6.90	0.00	3.45	20.69
	0.00	33.33	0.00	0.00	16.67	33.33	0.00	16.67	100.00
	0.00	66.67	0.00	0.00	14.29	18.18	0.00	50.00	20.69
3 X 3	0	0	0	0	1	0	0	0	1
	0.00	0.00	0.00	0.00	3.45	0.00	0.00	0.00	3.45
	0.00	0.00	0.00	0.00	100.00	0.00	0.00	0.00	100.00
	0.00	0.00	0.00	0.00	14.29	0.00	0.00	0.00	3.45
4 X 3	0	0	1	1	0	0	0	0	2
	0.00	0.00	3.45	3.45	0.00	0.00	0.00	0.00	6.90
	0.00	0.00	50.00	50.00	0.00	0.00	0.00	0.00	100.00
	0.00	0.00	33.33	33.33	0.00	0.00	0.00	0.00	6.90
4 X 4	0	1	2	1	2	6	0	1	13
	0.00	3.45	6.90	3.45	6.90	20.69	0.00	3.45	44.83
	0.00	7.69	15.38	7.69	15.38	46.15	0.00	7.69	100.00
	0.00	33.33	66.67	33.33	28.57	54.55	0.00	50.00	44.83
5 X 5	0	0	0	1	1	2	0	0	4
	0.00	0.00	0.00	3.45	3.45	6.90	0.00	0.00	13.79
	0.00	0.00	0.00	25.00	25.00	50.00	0.00	0.00	100.00
	0.00	0.00	0.00	33.33	14.29	18.18	0.00	0.00	13.79
6 X 5	0	0	0	0	1	0	0	0	1
	0.00	0.00	0.00	0.00	3.45	0.00	0.00	0.00	3.45
	0.00	0.00	0.00	0.00	100.00	0.00	0.00	0.00	100.00
	0.00	0.00	0.00	0.00	14.29	0.00	0.00	0.00	3.45
6 X 6	0	0	0	0	1	0	0	0	1
	0.00	0.00	0.00	0.00	3.45	0.00	0.00	0.00	3.45
	0.00	0.00	0.00	0.00	100.00	0.00	0.00	0.00	100.00
	0.00	0.00	0.00	0.00	14.29	0.00	0.00	0.00	3.45

1994 MULE DEER ANTLER STATISTICS BY TIME PERIOD

DISTRICT 130 (CONTINUED)

FREQ	09/01	10/23	10/30	11/06	11/13	11/20	11/28	UNKWN	TOTAL
TOT%	TO	TO	TO	TO	TO	TO	TO		
ROW%	10/22	10/29	11/05	11/12	11/19	11/27	01/15		
COL%									
TOTAL	0	3	3	3	7	11	0	2	29
ANTLRD	0.00	10.34	10.34	10.34	24.14	37.93	0.00	6.90	100.00
	0.00	10.34	10.34	10.34	24.14	37.93	0.00	6.90	100.00
	0.00	100.00	100.00	100.00	100.00	100.00	0.00	100.00	100.00

1994 MULE DEER ANTLER STATISTICS BY TIME PERIOD

DISTRICT 132

FREQ	09/01	10/23	10/30	11/06	11/13	11/20	11/28	UNKWN	TOTAL
TOT%	TO	TO	TO	TO	TO	TO	TO		
ROW%	10/22	10/29	11/05	11/12	11/19	11/27	01/15		
COL%									
ANTLSS	0	1	0	0	0	0	0	0	1
	0.00	100.00	0.00	0.00	0.00	0.00	0.00	0.00	100.00
	0.00	100.00	0.00	0.00	0.00	0.00	0.00	0.00	100.00
	0.00	100.00	0.00	0.00	0.00	0.00	0.00	0.00	100.00
2 X 2	0	0	0	2	0	0	0	0	2
	0.00	0.00	0.00	16.67	0.00	0.00	0.00	0.00	16.67
	0.00	0.00	0.00	100.00	0.00	0.00	0.00	0.00	100.00
	0.00	0.00	0.00	40.00	0.00	0.00	0.00	0.00	16.67
4 X 4	0	0	0	1	1	4	0	0	6
	0.00	0.00	0.00	8.33	8.33	33.33	0.00	0.00	50.00
	0.00	0.00	0.00	16.67	16.67	66.67	0.00	0.00	100.00
	0.00	0.00	0.00	20.00	50.00	100.00	0.00	0.00	50.00
5 X 5	0	0	0	0	1	0	1	0	2
	0.00	0.00	0.00	0.00	8.33	0.00	8.33	0.00	16.67
	0.00	0.00	0.00	0.00	50.00	0.00	50.00	0.00	100.00
	0.00	0.00	0.00	0.00	50.00	0.00	100.00	0.00	16.67
6 X 6	0	0	0	1	0	0	0	0	1
	0.00	0.00	0.00	8.33	0.00	0.00	0.00	0.00	8.33
	0.00	0.00	0.00	100.00	0.00	0.00	0.00	0.00	100.00
	0.00	0.00	0.00	20.00	0.00	0.00	0.00	0.00	8.33
7 X 5	0	0	0	1	0	0	0	0	1
	0.00	0.00	0.00	8.33	0.00	0.00	0.00	0.00	8.33
	0.00	0.00	0.00	100.00	0.00	0.00	0.00	0.00	100.00
	0.00	0.00	0.00	20.00	0.00	0.00	0.00	0.00	8.33
TOTAL ANTLRD	0	0	0	5	2	4	1	0	12
	0.00	0.00	0.00	41.67	16.67	33.33	8.33	0.00	100.00
	0.00	0.00	0.00	41.67	16.67	33.33	8.33	0.00	100.00
	0.00	0.00	0.00	100.00	100.00	100.00	100.00	0.00	100.00

1994 MULE DEER ANTLER STATISTICS BY TIME PERIOD

DISTRICT 140

FREQ	09/01	10/23	10/30	11/06	11/13	11/20	11/28	UNKWN	TOTAL
TOT%	TO	TO	TO	TO	TO	TO	TO		
ROW%	10/22	10/29	11/05	11/12	11/19	11/27	01/15		
COL%									
ANTLSS	0	1	1	0	0	0	0	1	3
	0.00	33.33	33.33	0.00	0.00	0.00	0.00	33.33	100.00
	0.00	33.33	33.33	0.00	0.00	0.00	0.00	33.33	100.00
	0.00	100.00	100.00	0.00	0.00	0.00	0.00	100.00	100.00
1 X 1	0	2	0	0	0	2	0	0	4
	0.00	8.70	0.00	0.00	0.00	8.70	0.00	0.00	17.39
	0.00	50.00	0.00	0.00	0.00	50.00	0.00	0.00	100.00
	0.00	40.00	0.00	0.00	0.00	18.18	0.00	0.00	17.39
2 X 2	0	1	1	1	1	1	0	0	5
	0.00	4.35	4.35	4.35	4.35	4.35	0.00	0.00	21.74
	0.00	20.00	20.00	20.00	20.00	20.00	0.00	0.00	100.00
	0.00	20.00	50.00	50.00	33.33	9.09	0.00	0.00	21.74
3 X 3	0	2	0	0	0	1	0	0	3
	0.00	8.70	0.00	0.00	0.00	4.35	0.00	0.00	13.04
	0.00	66.67	0.00	0.00	0.00	33.33	0.00	0.00	100.00
	0.00	40.00	0.00	0.00	0.00	9.09	0.00	0.00	13.04
4 X 3	0	0	0	0	0	2	0	0	2
	0.00	0.00	0.00	0.00	0.00	8.70	0.00	0.00	8.70
	0.00	0.00	0.00	0.00	0.00	100.00	0.00	0.00	100.00
	0.00	0.00	0.00	0.00	0.00	18.18	0.00	0.00	8.70
4 X 4	0	0	1	1	2	1	0	0	5
	0.00	0.00	4.35	4.35	8.70	4.35	0.00	0.00	21.74
	0.00	0.00	20.00	20.00	40.00	20.00	0.00	0.00	100.00
	0.00	0.00	50.00	50.00	66.67	9.09	0.00	0.00	21.74
5 X 4	0	0	0	0	0	1	0	0	1
	0.00	0.00	0.00	0.00	0.00	4.35	0.00	0.00	4.35
	0.00	0.00	0.00	0.00	0.00	100.00	0.00	0.00	100.00
	0.00	0.00	0.00	0.00	0.00	9.09	0.00	0.00	4.35
5 X 5	0	0	0	0	0	2	0	0	2
	0.00	0.00	0.00	0.00	0.00	8.70	0.00	0.00	8.70
	0.00	0.00	0.00	0.00	0.00	100.00	0.00	0.00	100.00
	0.00	0.00	0.00	0.00	0.00	18.18	0.00	0.00	8.70
9 X 8	0	0	0	0	0	1	0	0	1
	0.00	0.00	0.00	0.00	0.00	4.35	0.00	0.00	4.35
	0.00	0.00	0.00	0.00	0.00	100.00	0.00	0.00	100.00
	0.00	0.00	0.00	0.00	0.00	9.09	0.00	0.00	4.35

1994 MULE DEER ANTLER STATISTICS BY TIME PERIOD

DISTRICT 140 (CONTINUED)

FREQ	09/01	10/23	10/30	11/06	11/13	11/20	11/28	UNKWN	TOTAL
TOT%	TO	TO	TO	TO	TO	TO	TO		
ROW%	10/22	10/29	11/05	11/12	11/19	11/27	01/15		
COL%									
TOTAL	0	5	2	2	3	11	0	0	23
ANTLRD	0.00	21.74	8.70	8.70	13.04	47.83	0.00	0.00	100.00
	0.00	21.74	8.70	8.70	13.04	47.83	0.00	0.00	100.00
	0.00	100.00	100.00	100.00	100.00	100.00	0.00	0.00	100.00

1994 MULE DEER ANTLER STATISTICS BY TIME PERIOD

DISTRICT 141

FREQ	09/01	10/23	10/30	11/06	11/13	11/20	11/28	UNKWN	TOTAL
TOT%	TO	TO	TO	TO	TO	TO	TO		
ROW%	10/22	10/29	11/05	11/12	11/19	11/27	01/15		
COL%									
ANTLSS	1	0	0	0	0	0	0	0	1
	100.00	0.00	0.00	0.00	0.00	0.00	0.00	0.00	100.00
	100.00	0.00	0.00	0.00	0.00	0.00	0.00	0.00	100.00
	100.00	0.00	0.00	0.00	0.00	0.00	0.00	0.00	100.00
5 X 5	0	1	0	0	0	0	0	0	1
	0.00	50.00	0.00	0.00	0.00	0.00	0.00	0.00	50.00
	0.00	100.00	0.00	0.00	0.00	0.00	0.00	0.00	100.00
	0.00	100.00	0.00	0.00	0.00	0.00	0.00	0.00	50.00
6 X 5	0	0	0	1	0	0	0	0	1
	0.00	0.00	0.00	50.00	0.00	0.00	0.00	0.00	50.00
	0.00	0.00	0.00	100.00	0.00	0.00	0.00	0.00	100.00
	0.00	0.00	0.00	100.00	0.00	0.00	0.00	0.00	50.00
TOTAL	0	1	0	1	0	0	0	0	2
ANTLRD	0.00	50.00	0.00	50.00	0.00	0.00	0.00	0.00	100.00
	0.00	50.00	0.00	50.00	0.00	0.00	0.00	0.00	100.00
	0.00	100.00	0.00	100.00	0.00	0.00	0.00	0.00	100.00

1994 MULE DEER ANTLER STATISTICS BY TIME PERIOD

DISTRICT 150 (CONTINUED)

FREQ	09/01	10/23	10/30	11/06	11/13	11/20	11/28	UNKWN	TOTAL
TOT%	TO	TO	TO	TO	TO	TO	TO		
ROW%	10/22	10/29	11/05	11/12	11/19	11/27	01/15		
COL%									
5 X 5	0	1	0	1	1	0	0	0	3
	0.00	4.76	0.00	4.76	4.76	0.00	0.00	0.00	14.29
	0.00	33.33	0.00	33.33	33.33	0.00	0.00	0.00	100.00
	0.00	25.00	0.00	100.00	100.00	0.00	0.00	0.00	14.29
8 X 5	1	0	0	0	0	0	0	0	1
	4.76	0.00	0.00	0.00	0.00	0.00	0.00	0.00	4.76
	100.00	0.00	0.00	0.00	0.00	0.00	0.00	0.00	100.00
	10.00	0.00	0.00	0.00	0.00	0.00	0.00	0.00	4.76
TOTAL	10	4	1	1	1	4	0	0	21
ANTLRD	47.62	19.05	4.76	4.76	4.76	19.05	0.00	0.00	100.00
	47.62	19.05	4.76	4.76	4.76	19.05	0.00	0.00	100.00
	100.00	100.00	100.00	100.00	100.00	100.00	0.00	0.00	100.00

1994 MULE DEER ANTLER STATISTICS BY TIME PERIOD

DISTRICT 170

FREQ	09/01	10/23	10/30	11/06	11/13	11/20	11/28	UNKWN	TOTAL
TOT%	TO	TO	TO	TO	TO	TO	TO		
ROW%	10/22	10/29	11/05	11/12	11/19	11/27	01/15		
COL%									
ANTLSS	0	0	0	0	0	0	0	0	0
	0.00	0.00	0.00	0.00	0.00	0.00	0.00	0.00	0.00
	0.00	0.00	0.00	0.00	0.00	0.00	0.00	0.00	0.00
	0.00	0.00	0.00	0.00	0.00	0.00	0.00	0.00	0.00
3 X 3	0	0	0	0	0	1	0	0	1
	0.00	0.00	0.00	0.00	0.00	50.00	0.00	0.00	50.00
	0.00	0.00	0.00	0.00	0.00	100.00	0.00	0.00	100.00
	0.00	0.00	0.00	0.00	0.00	100.00	0.00	0.00	50.00
4 X 4	0	0	1	0	0	0	0	0	1
	0.00	0.00	50.00	0.00	0.00	0.00	0.00	0.00	50.00
	0.00	0.00	100.00	0.00	0.00	0.00	0.00	0.00	100.00
	0.00	0.00	100.00	0.00	0.00	0.00	0.00	0.00	50.00
TOTAL	0	0	1	0	0	1	0	0	2
ANTLRD	0.00	0.00	50.00	0.00	0.00	50.00	0.00	0.00	100.00
	0.00	0.00	50.00	0.00	0.00	50.00	0.00	0.00	100.00
	0.00	0.00	100.00	0.00	0.00	100.00	0.00	0.00	100.00

1994 MULE DEER ANTLER STATISTICS BY TIME PERIOD

DISTRICT 1XX

FREQ	09/01	10/23	10/30	11/06	11/13	11/20	11/28	UNKWN	TOTAL
TOT%	TO	TO	TO	TO	TO	TO	TO		
ROW%	10/22	10/29	11/05	11/12	11/19	11/27	01/15		
COL%									
ANTLSS	1	1	0	0	0	0	0	0	2
	50.00	50.00	0.00	0.00	0.00	0.00	0.00	0.00	100.00
	50.00	50.00	0.00	0.00	0.00	0.00	0.00	0.00	100.00
	100.00	100.00	0.00	0.00	0.00	0.00	0.00	0.00	100.00
1 X 1	0	1	0	0	0	0	0	0	1
	0.00	50.00	0.00	0.00	0.00	0.00	0.00	0.00	50.00
	0.00	100.00	0.00	0.00	0.00	0.00	0.00	0.00	100.00
	0.00	100.00	0.00	0.00	0.00	0.00	0.00	0.00	50.00
4 X 3	0	0	0	0	1	0	0	0	1
	0.00	0.00	0.00	0.00	50.00	0.00	0.00	0.00	50.00
	0.00	0.00	0.00	0.00	100.00	0.00	0.00	0.00	100.00
	0.00	0.00	0.00	0.00	100.00	0.00	0.00	0.00	50.00
TOTAL ANTLRD	0	1	0	0	1	0	0	0	2
	0.00	50.00	0.00	0.00	50.00	0.00	0.00	0.00	100.00
	0.00	50.00	0.00	0.00	50.00	0.00	0.00	0.00	100.00
	0.00	100.00	0.00	0.00	100.00	0.00	0.00	0.00	100.00

1994 MULE DEER ANTLER STATISTICS BY TIME PERIOD

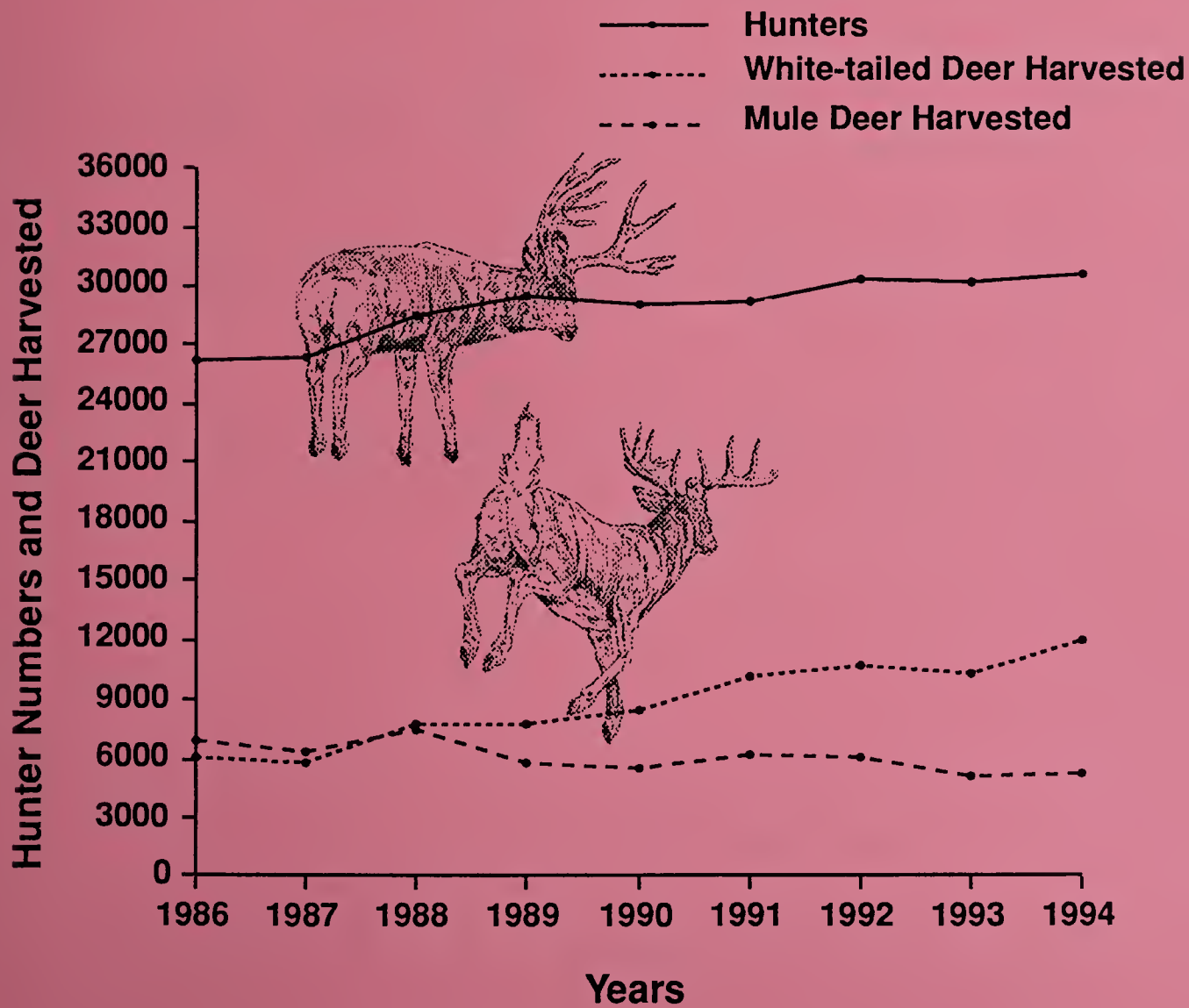
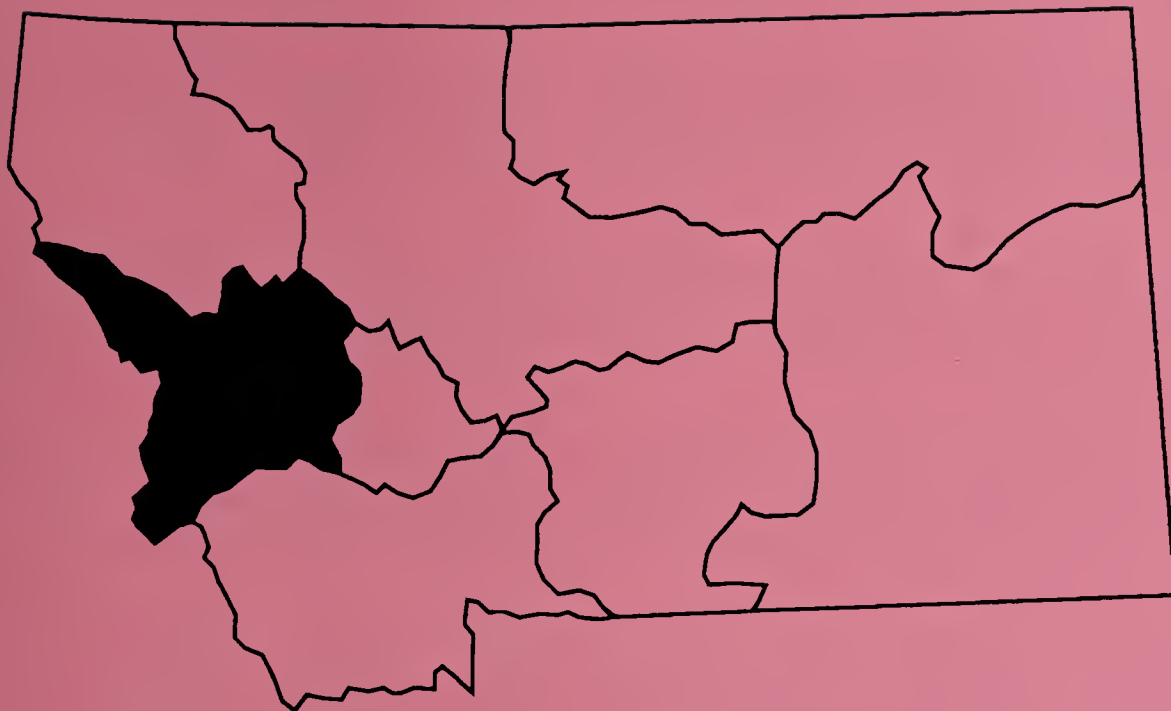
REGION 1

FREQ	09/01	10/23	10/30	11/06	11/13	11/20	11/28	UNKWN	TOTAL
TOT%	TO	TO	TO	TO	TO	TO	TO		
ROW%	10/22	10/29	11/05	11/12	11/19	11/27	01/15		
COL%									
ANTLSS	8	68	46	12	5	9	0	1	149
	5.37	45.64	30.87	8.05	3.36	6.04	0.00	0.67	100.00
	5.37	45.64	30.87	8.05	3.36	6.04	0.00	0.67	100.00
	100.00	100.00	100.00	100.00	100.00	100.00	0.00	100.00	100.00
1 X 1	1	9	6	3	2	10	0	0	31
	0.17	1.49	0.99	0.50	0.33	1.66	0.00	0.00	5.13
	3.23	29.03	19.35	9.68	6.45	32.26	0.00	0.00	100.00
	6.67	10.98	10.53	2.80	1.52	4.88	0.00	0.00	5.13
2 X -	0	0	1	0	0	0	0	0	1
	0.00	0.00	0.17	0.00	0.00	0.00	0.00	0.00	0.17
	0.00	0.00	100.00	0.00	0.00	0.00	0.00	0.00	100.00
	0.00	0.00	1.75	0.00	0.00	0.00	0.00	0.00	0.17
2 X 1	0	0	0	2	1	2	0	0	5
	0.00	0.00	0.00	0.33	0.17	0.33	0.00	0.00	0.83
	0.00	0.00	0.00	40.00	20.00	40.00	0.00	0.00	100.00
	0.00	0.00	0.00	1.87	0.76	0.98	0.00	0.00	0.83
2 X 2	1	21	18	28	27	39	0	2	136
	0.17	3.48	2.98	4.64	4.47	6.46	0.00	0.33	22.52
	0.74	15.44	13.24	20.59	19.85	28.68	0.00	1.47	100.00
	6.67	25.61	31.58	26.17	20.45	19.02	0.00	50.00	22.52
3 X 2	2	8	1	3	8	4	0	0	26
	0.33	1.32	0.17	0.50	1.32	0.66	0.00	0.00	4.30
	7.69	30.77	3.85	11.54	30.77	15.38	0.00	0.00	100.00
	13.33	9.76	1.75	2.80	6.06	1.95	0.00	0.00	4.30
3 X 3	4	10	6	15	20	37	0	0	92
	0.66	1.66	0.99	2.48	3.31	6.13	0.00	0.00	15.23
	4.35	10.87	6.52	16.30	21.74	40.22	0.00	0.00	100.00
	26.67	12.20	10.53	14.02	15.15	18.05	0.00	0.00	15.23
4 X 2	1	1	0	1	0	0	0	0	3
	0.17	0.17	0.00	0.17	0.00	0.00	0.00	0.00	0.50
	33.33	33.33	0.00	33.33	0.00	0.00	0.00	0.00	100.00
	6.67	1.22	0.00	0.93	0.00	0.00	0.00	0.00	0.50
4 X 3	1	5	4	3	7	16	0	1	37
	0.17	0.83	0.66	0.50	1.16	2.65	0.00	0.17	6.13
	2.70	13.51	10.81	8.11	18.92	43.24	0.00	2.70	100.00
	6.67	6.10	7.02	2.80	5.30	7.80	0.00	25.00	6.13

1994 MULE DEER ANTLER STATISTICS BY TIME PERIOD

REGION 1 (CONTINUED)

FREQ	09/01	10/23	10/30	11/06	11/13	11/20	11/28	UNKWN	TOTAL
TOT%	TO	TO	TO	TO	TO	TO	TO		
ROW%	10/22	10/29	11/05	11/12	11/19	11/27	01/15		
COL%									
4 X 4	2	16	15	28	28	55	1	1	146
	0.33	2.65	2.48	4.64	4.64	9.11	0.17	0.17	24.17
	1.37	10.96	10.27	19.18	19.18	37.67	0.68	0.68	100.00
	13.33	19.51	26.32	26.17	21.21	26.83	50.00	25.00	24.17
5 X 3	0	1	0	0	1	0	0	0	2
	0.00	0.17	0.00	0.00	0.17	0.00	0.00	0.00	0.33
	0.00	50.00	0.00	0.00	50.00	0.00	0.00	0.00	100.00
	0.00	1.22	0.00	0.00	0.76	0.00	0.00	0.00	0.33
5 X 4	1	4	1	6	10	12	0	0	34
	0.17	0.66	0.17	0.99	1.66	1.99	0.00	0.00	5.63
	2.94	11.76	2.94	17.65	29.41	35.29	0.00	0.00	100.00
	6.67	4.88	1.75	5.61	7.58	5.85	0.00	0.00	5.63
5 X 5	1	6	3	9	21	25	1	0	66
	0.17	0.99	0.50	1.49	3.48	4.14	0.17	0.00	10.93
	1.52	9.09	4.55	13.64	31.82	37.88	1.52	0.00	100.00
	6.67	7.32	5.26	8.41	15.91	12.20	50.00	0.00	10.93
6 X 4	0	1	0	0	0	0	0	0	1
	0.00	0.17	0.00	0.00	0.00	0.00	0.00	0.00	0.17
	0.00	100.00	0.00	0.00	0.00	0.00	0.00	0.00	100.00
	0.00	1.22	0.00	0.00	0.00	0.00	0.00	0.00	0.17
6 X 5	0	0	0	5	5	1	0	0	11
	0.00	0.00	0.00	0.83	0.83	0.17	0.00	0.00	1.82
	0.00	0.00	0.00	45.45	45.45	9.09	0.00	0.00	100.00
	0.00	0.00	0.00	4.67	3.79	0.49	0.00	0.00	1.82
6 X 6	0	0	0	3	1	1	0	0	5
	0.00	0.00	0.00	0.50	0.17	0.17	0.00	0.00	0.83
	0.00	0.00	0.00	60.00	20.00	20.00	0.00	0.00	100.00
	0.00	0.00	0.00	2.80	0.76	0.49	0.00	0.00	0.83
7 X 5	0	0	1	1	0	0	0	0	2
	0.00	0.00	0.17	0.17	0.00	0.00	0.00	0.00	0.33
	0.00	0.00	50.00	50.00	0.00	0.00	0.00	0.00	100.00
	0.00	0.00	1.75	0.93	0.00	0.00	0.00	0.00	0.33
7 X 6	0	0	1	0	1	1	0	0	3
	0.00	0.00	0.17	0.00	0.17	0.17	0.00	0.00	0.50
	0.00	0.00	33.33	0.00	33.33	33.33	0.00	0.00	100.00
	0.00	0.00	1.75	0.00	0.76	0.49	0.00	0.00	0.50





1994 MULE DEER ANTLER STATISTICS BY TIME PERIOD

DISTRICT 200

FREQ TOT% ROW% COL%	09/01 TO 10/22	10/23 TO 10/29	10/30 TO 11/05	11/06 TO 11/12	11/13 TO 11/19	11/20 TO 11/27	11/28 TO 01/15	UNKWN	TOTAL
ANTLSS	0	2	1	0	0	0	0	0	3
	0.00	66.67	33.33	0.00	0.00	0.00	0.00	0.00	100.00
	0.00	66.67	33.33	0.00	0.00	0.00	0.00	0.00	100.00
	0.00	100.00	100.00	0.00	0.00	0.00	0.00	0.00	100.00
2 X 2	0	1	1	0	1	0	0	0	3
	0.00	14.29	14.29	0.00	14.29	0.00	0.00	0.00	42.86
	0.00	33.33	33.33	0.00	33.33	0.00	0.00	0.00	100.00
	0.00	50.00	100.00	0.00	33.33	0.00	0.00	0.00	42.86
3 X 2	0	0	0	0	1	0	0	0	1
	0.00	0.00	0.00	0.00	14.29	0.00	0.00	0.00	14.29
	0.00	0.00	0.00	0.00	100.00	0.00	0.00	0.00	100.00
	0.00	0.00	0.00	0.00	33.33	0.00	0.00	0.00	14.29
3 X 3	0	0	0	0	1	0	0	0	1
	0.00	0.00	0.00	0.00	14.29	0.00	0.00	0.00	14.29
	0.00	0.00	0.00	0.00	100.00	0.00	0.00	0.00	100.00
	0.00	0.00	0.00	0.00	33.33	0.00	0.00	0.00	14.29
4 X 4	0	1	0	0	0	1	0	0	2
	0.00	14.29	0.00	0.00	0.00	14.29	0.00	0.00	28.57
	0.00	50.00	0.00	0.00	0.00	50.00	0.00	0.00	100.00
	0.00	50.00	0.00	0.00	0.00	100.00	0.00	0.00	28.57
TOTAL ANTLRD	0	2	1	0	3	1	0	0	7
	0.00	28.57	14.29	0.00	42.86	14.29	0.00	0.00	100.00
	0.00	28.57	14.29	0.00	42.86	14.29	0.00	0.00	100.00
	0.00	100.00	100.00	0.00	100.00	100.00	0.00	0.00	100.00

1994 MULE DEER ANTLER STATISTICS BY TIME PERIOD

DISTRICT 201

FREQ	09/01	10/23	10/30	11/06	11/13	11/20	11/28	UNKWN	TOTAL
TOT%	TO	TO	TO	TO	TO	TO	TO		
ROW%	10/22	10/29	11/05	11/12	11/19	11/27	01/15		
COL%									
ANTLSS	5	4	3	0	0	0	0	0	12
	41.67	33.33	25.00	0.00	0.00	0.00	0.00	0.00	100.00
	41.67	33.33	25.00	0.00	0.00	0.00	0.00	0.00	100.00
	100.00	100.00	100.00	0.00	0.00	0.00	0.00	0.00	100.00
2 X 2	0	1	1	0	1	1	0	0	4
	0.00	3.45	3.45	0.00	3.45	3.45	0.00	0.00	13.79
	0.00	25.00	25.00	0.00	25.00	25.00	0.00	0.00	100.00
	0.00	12.50	20.00	0.00	20.00	11.11	0.00	0.00	13.79
3 X 2	0	1	3	0	0	2	0	0	6
	0.00	3.45	10.34	0.00	0.00	6.90	0.00	0.00	20.69
	0.00	16.67	50.00	0.00	0.00	33.33	0.00	0.00	100.00
	0.00	12.50	60.00	0.00	0.00	22.22	0.00	0.00	20.69
3 X 3	0	2	0	1	3	2	0	0	8
	0.00	6.90	0.00	3.45	10.34	6.90	0.00	0.00	27.59
	0.00	25.00	0.00	12.50	37.50	25.00	0.00	0.00	100.00
	0.00	25.00	0.00	50.00	60.00	22.22	0.00	0.00	27.59
4 X 3	0	0	0	0	0	1	0	0	1
	0.00	0.00	0.00	0.00	0.00	3.45	0.00	0.00	3.45
	0.00	0.00	0.00	0.00	0.00	100.00	0.00	0.00	100.00
	0.00	0.00	0.00	0.00	0.00	11.11	0.00	0.00	3.45
4 X 4	0	1	1	0	0	3	0	0	5
	0.00	3.45	3.45	0.00	0.00	10.34	0.00	0.00	17.24
	0.00	20.00	20.00	0.00	0.00	60.00	0.00	0.00	100.00
	0.00	12.50	20.00	0.00	0.00	33.33	0.00	0.00	17.24
5 X 4	0	2	0	1	0	0	0	0	3
	0.00	6.90	0.00	3.45	0.00	0.00	0.00	0.00	10.34
	0.00	66.67	0.00	33.33	0.00	0.00	0.00	0.00	100.00
	0.00	25.00	0.00	50.00	0.00	0.00	0.00	0.00	10.34
5 X 5	0	1	0	0	1	0	0	0	2
	0.00	3.45	0.00	0.00	3.45	0.00	0.00	0.00	6.90
	0.00	50.00	0.00	0.00	50.00	0.00	0.00	0.00	100.00
	0.00	12.50	0.00	0.00	20.00	0.00	0.00	0.00	6.90
TOTAL ANTLRD	0	8	5	2	5	9	0	0	29
	0.00	27.59	17.24	6.90	17.24	31.03	0.00	0.00	100.00
	0.00	27.59	17.24	6.90	17.24	31.03	0.00	0.00	100.00
	0.00	100.00	100.00	100.00	100.00	100.00	0.00	0.00	100.00

1994 MULE DEER ANTLER STATISTICS BY TIME PERIOD

DISTRICT 202

FREQ	09/01	10/23	10/30	11/06	11/13	11/20	11/28	UNKWN	TOTAL
TOT%	TO	TO	TO	TO	TO	TO	TO		
ROW%	10/22	10/29	11/05	11/12	11/19	11/27	01/15		
COL%									
ANTLSS	0	7	2	1	0	1	0	0	11
	0.00	63.64	18.18	9.09	0.00	9.09	0.00	0.00	100.00
	0.00	63.64	18.18	9.09	0.00	9.09	0.00	0.00	100.00
	0.00	100.00	100.00	100.00	0.00	100.00	0.00	0.00	100.00
1 X 1	0	1	0	1	1	0	0	0	3
	0.00	2.56	0.00	2.56	2.56	0.00	0.00	0.00	7.69
	0.00	33.33	0.00	33.33	33.33	0.00	0.00	0.00	100.00
	0.00	12.50	0.00	20.00	11.11	0.00	0.00	0.00	7.69
2 X 2	1	2	1	1	3	2	0	0	10
	2.56	5.13	2.56	2.56	7.69	5.13	0.00	0.00	25.64
	10.00	20.00	10.00	10.00	30.00	20.00	0.00	0.00	100.00
	100.00	25.00	25.00	20.00	33.33	16.67	0.00	0.00	25.64
3 X 2	0	0	0	0	1	1	0	0	2
	0.00	0.00	0.00	0.00	2.56	2.56	0.00	0.00	5.13
	0.00	0.00	0.00	0.00	50.00	50.00	0.00	0.00	100.00
	0.00	0.00	0.00	0.00	11.11	8.33	0.00	0.00	5.13
3 X 3	0	3	0	1	2	2	0	0	8
	0.00	7.69	0.00	2.56	5.13	5.13	0.00	0.00	20.51
	0.00	37.50	0.00	12.50	25.00	25.00	0.00	0.00	100.00
	0.00	37.50	0.00	20.00	22.22	16.67	0.00	0.00	20.51
4 X 4	0	2	2	2	1	3	0	0	10
	0.00	5.13	5.13	5.13	2.56	7.69	0.00	0.00	25.64
	0.00	20.00	20.00	20.00	10.00	30.00	0.00	0.00	100.00
	0.00	25.00	50.00	40.00	11.11	25.00	0.00	0.00	25.64
5 X 4	0	0	1	0	0	1	0	0	2
	0.00	0.00	2.56	0.00	0.00	2.56	0.00	0.00	5.13
	0.00	0.00	50.00	0.00	0.00	50.00	0.00	0.00	100.00
	0.00	0.00	25.00	0.00	0.00	8.33	0.00	0.00	5.13
5 X 5	0	0	0	0	1	3	0	0	4
	0.00	0.00	0.00	0.00	2.56	7.69	0.00	0.00	10.26
	0.00	0.00	0.00	0.00	25.00	75.00	0.00	0.00	100.00
	0.00	0.00	0.00	0.00	11.11	25.00	0.00	0.00	10.26
TOTAL	1	8	4	5	9	12	0	0	39
ANTLRD	2.56	20.51	10.26	12.82	23.08	30.77	0.00	0.00	100.00
	2.56	20.51	10.26	12.82	23.08	30.77	0.00	0.00	100.00
	100.00	100.00	100.00	100.00	100.00	100.00	0.00	0.00	100.00

1994 MULE DEER ANTLER STATISTICS BY TIME PERIOD

DISTRICT 203

FREQ TOT% ROW% COL%	09/01 TO 10/22	10/23 TO 10/29	10/30 TO 11/05	11/06 TO 11/12	11/13 TO 11/19	11/20 TO 11/27	11/28 TO 01/15	UNKWN	TOTAL
ANTLSS	0 0.00 0.00 0.00	8 72.73 72.73 100.00	3 27.27 27.27 100.00	0 0.00 0.00 0.00	0 0.00 0.00 0.00	0 0.00 0.00 0.00	0 0.00 0.00 0.00	0 0.00 0.00 0.00	11 100.00 100.00 100.00
2 X 1	0 0.00 0.00 0.00	1 3.45 100.00 25.00	0 0.00 0.00 0.00	0 0.00 0.00 0.00	0 0.00 0.00 0.00	0 0.00 0.00 0.00	0 0.00 0.00 0.00	0 0.00 0.00 0.00	1 3.45 100.00 3.45
2 X 2	0 0.00 0.00 0.00	1 3.45 10.00 25.00	2 6.90 20.00 33.33	3 10.34 30.00 50.00	4 13.79 40.00 57.14	0 0.00 0.00 0.00	0 0.00 0.00 0.00	0 0.00 0.00 0.00	10 34.48 100.00 34.48
3 X 2	0 0.00 0.00 0.00	0 0.00 0.00 0.00	1 3.45 33.33 16.67	0 0.00 0.00 0.00	0 0.00 0.00 0.00	2 6.90 66.67 33.33	0 0.00 0.00 0.00	0 0.00 0.00 0.00	3 10.34 100.00 10.34
3 X 3	0 0.00 0.00 0.00	1 3.45 16.67 25.00	0 0.00 0.00 0.00	1 3.45 16.67 16.67	2 6.90 33.33 28.57	2 6.90 33.33 33.33	0 0.00 0.00 0.00	0 0.00 0.00 0.00	6 20.69 100.00 20.69
4 X 4	0 0.00 0.00 0.00	0 0.00 0.00 0.00	2 6.90 66.67 33.33	0 0.00 0.00 0.00	0 0.00 0.00 0.00	1 3.45 33.33 16.67	0 0.00 0.00 0.00	0 0.00 0.00 0.00	3 10.34 100.00 10.34
5 X 3	0 0.00 0.00 0.00	1 3.45 100.00 25.00	0 0.00 0.00 0.00	0 0.00 0.00 0.00	0 0.00 0.00 0.00	0 0.00 0.00 0.00	0 0.00 0.00 0.00	0 0.00 0.00 0.00	1 3.45 100.00 3.45
5 X 4	0 0.00 0.00 0.00	0 0.00 0.00 0.00	1 3.45 50.00 16.67	0 0.00 0.00 0.00	0 0.00 0.00 0.00	1 3.45 50.00 16.67	0 0.00 0.00 0.00	0 0.00 0.00 0.00	2 6.90 100.00 6.90
5 X 5	0 0.00 0.00 0.00	0 0.00 0.00 0.00	0 0.00 0.00 0.00	2 6.90 66.67 33.33	1 3.45 33.33 14.29	0 0.00 0.00 0.00	0 0.00 0.00 0.00	0 0.00 0.00 0.00	3 10.34 100.00 10.34

1994 MULE DEER ANTLER STATISTICS BY TIME PERIOD

DISTRICT 203 (CONTINUED)

FREQ	09/01	10/23	10/30	11/06	11/13	11/20	11/28	UNKWN	TOTAL
TOT%									
ROW%									
COL%									
	TO	TO	TO	TO	TO	TO	TO		
	10/22	10/29	11/05	11/12	11/19	11/27	01/15		
TOTAL	0	4	6	6	7	6	0	0	29
ANTLRD	0.00	13.79	20.69	20.69	24.14	20.69	0.00	0.00	100.00
	0.00	13.79	20.69	20.69	24.14	20.69	0.00	0.00	100.00
	0.00	100.00	100.00	100.00	100.00	100.00	0.00	0.00	100.00

1994 MULE DEER ANTLER STATISTICS BY TIME PERIOD

DISTRICT 204 (CONTINUED)

FREQ	09/01	10/23	10/30	11/06	11/13	11/20	11/28	UNKWN	TOTAL
TOT%	TO	TO	TO	TO	TO	TO	TO		
ROW%	10/22	10/29	11/05	11/12	11/19	11/27	01/15		
COL%									
TOTAL	1	11	7	2	7	3	0	1	32
ANTLRD	3.13	34.38	21.88	6.25	21.88	9.38	0.00	3.13	100.00
	3.13	34.38	21.88	6.25	21.88	9.38	0.00	3.13	100.00
	100.00	100.00	100.00	100.00	100.00	100.00	0.00	100.00	100.00

1994 MULE DEER ANTLER STATISTICS BY TIME PERIOD

DISTRICT 210 (CONTINUED)

FREQ	09/01	10/23	10/30	11/06	11/13	11/20	11/28	UNKWN	TOTAL
TOT%	TO	TO	TO	TO	TO	TO	TO		
ROW%	10/22	10/29	11/05	11/12	11/19	11/27	01/15		
COL%									
TOTAL	2	11	2	7	4	12	0	0	38
ANTLRD	5.26	28.95	5.26	18.42	10.53	31.58	0.00	0.00	100.00
	5.26	28.95	5.26	18.42	10.53	31.58	0.00	0.00	100.00
	100.00	100.00	100.00	100.00	100.00	100.00	0.00	0.00	100.00

1994 MULE DEER ANTLER STATISTICS BY TIME PERIOD

DISTRICT 211

FREQ TOT% ROW% COL%	09/01 TO 10/22	10/23 TO 10/29	10/30 TO 11/05	11/06 TO 11/12	11/13 TO 11/19	11/20 TO 11/27	11/28 TO 01/15	UNKWN	TOTAL
ANTLSS	0	4	1	0	0	0	0	0	5
	0.00	80.00	20.00	0.00	0.00	0.00	0.00	0.00	100.00
	0.00	80.00	20.00	0.00	0.00	0.00	0.00	0.00	100.00
	0.00	100.00	100.00	0.00	0.00	0.00	0.00	0.00	100.00
2 X 2	0	2	2	0	0	0	0	0	4
	0.00	20.00	20.00	0.00	0.00	0.00	0.00	0.00	40.00
	0.00	50.00	50.00	0.00	0.00	0.00	0.00	0.00	100.00
	0.00	100.00	66.67	0.00	0.00	0.00	0.00	0.00	40.00
3 X 2	0	0	0	0	1	0	0	0	1
	0.00	0.00	0.00	0.00	10.00	0.00	0.00	0.00	10.00
	0.00	0.00	0.00	0.00	100.00	0.00	0.00	0.00	100.00
	0.00	0.00	0.00	0.00	33.33	0.00	0.00	0.00	10.00
3 X 3	0	0	0	0	1	0	0	0	1
	0.00	0.00	0.00	0.00	10.00	0.00	0.00	0.00	10.00
	0.00	0.00	0.00	0.00	100.00	0.00	0.00	0.00	100.00
	0.00	0.00	0.00	0.00	33.33	0.00	0.00	0.00	10.00
4 X 4	0	0	0	0	1	1	0	0	2
	0.00	0.00	0.00	0.00	10.00	10.00	0.00	0.00	20.00
	0.00	0.00	0.00	0.00	50.00	50.00	0.00	0.00	100.00
	0.00	0.00	0.00	0.00	33.33	100.00	0.00	0.00	20.00
5 X 5	0	0	0	1	0	0	0	0	1
	0.00	0.00	0.00	10.00	0.00	0.00	0.00	0.00	10.00
	0.00	0.00	0.00	100.00	0.00	0.00	0.00	0.00	100.00
	0.00	0.00	0.00	100.00	0.00	0.00	0.00	0.00	10.00
7 X 6	0	0	1	0	0	0	0	0	1
	0.00	0.00	10.00	0.00	0.00	0.00	0.00	0.00	10.00
	0.00	0.00	100.00	0.00	0.00	0.00	0.00	0.00	100.00
	0.00	0.00	33.33	0.00	0.00	0.00	0.00	0.00	10.00
TOTAL ANTLRD	0	2	3	1	3	1	0	0	10
	0.00	20.00	30.00	10.00	30.00	10.00	0.00	0.00	100.00
	0.00	20.00	30.00	10.00	30.00	10.00	0.00	0.00	100.00
	0.00	100.00	100.00	100.00	100.00	100.00	0.00	0.00	100.00

1994 MULE DEER ANTLER STATISTICS BY TIME PERIOD

DISTRICT 212

FREQ	09/01	10/23	10/30	11/06	11/13	11/20	11/28	UNKWN	TOTAL
TOT%	TO	TO	TO	TO	TO	TO	TO		
ROW%	10/22	10/29	11/05	11/12	11/19	11/27	01/15		
COL%									
ANTLSS	2	16	2	3	7	1	0	0	31
	6.45	51.61	6.45	9.68	22.58	3.23	0.00	0.00	100.00
	6.45	51.61	6.45	9.68	22.58	3.23	0.00	0.00	100.00
	100.00	100.00	100.00	100.00	100.00	100.00	0.00	0.00	100.00
1 X 1	0	2	1	0	0	0	0	0	3
	0.00	5.13	2.56	0.00	0.00	0.00	0.00	0.00	7.69
	0.00	66.67	33.33	0.00	0.00	0.00	0.00	0.00	100.00
	0.00	15.38	33.33	0.00	0.00	0.00	0.00	0.00	7.69
2 X 2	0	9	1	0	2	6	0	0	18
	0.00	23.08	2.56	0.00	5.13	15.38	0.00	0.00	46.15
	0.00	50.00	5.56	0.00	11.11	33.33	0.00	0.00	100.00
	0.00	69.23	33.33	0.00	33.33	42.86	0.00	0.00	46.15
3 X 2	0	1	0	0	0	1	0	0	2
	0.00	2.56	0.00	0.00	0.00	2.56	0.00	0.00	5.13
	0.00	50.00	0.00	0.00	0.00	50.00	0.00	0.00	100.00
	0.00	7.69	0.00	0.00	0.00	7.14	0.00	0.00	5.13
3 X 3	0	0	0	0	1	2	0	0	3
	0.00	0.00	0.00	0.00	2.56	5.13	0.00	0.00	7.69
	0.00	0.00	0.00	0.00	33.33	66.67	0.00	0.00	100.00
	0.00	0.00	0.00	0.00	16.67	14.29	0.00	0.00	7.69
4 X 3	0	0	0	1	0	1	0	0	2
	0.00	0.00	0.00	2.56	0.00	2.56	0.00	0.00	5.13
	0.00	0.00	0.00	50.00	0.00	50.00	0.00	0.00	100.00
	0.00	0.00	0.00	33.33	0.00	7.14	0.00	0.00	5.13
4 X 4	0	1	0	1	2	2	0	0	6
	0.00	2.56	0.00	2.56	5.13	5.13	0.00	0.00	15.38
	0.00	16.67	0.00	16.67	33.33	33.33	0.00	0.00	100.00
	0.00	7.69	0.00	33.33	33.33	14.29	0.00	0.00	15.38
5 X 4	0	0	0	1	0	1	0	0	2
	0.00	0.00	0.00	2.56	0.00	2.56	0.00	0.00	5.13
	0.00	0.00	0.00	50.00	0.00	50.00	0.00	0.00	100.00
	0.00	0.00	0.00	33.33	0.00	7.14	0.00	0.00	5.13
5 X 5	0	0	1	0	1	1	0	0	3
	0.00	0.00	2.56	0.00	2.56	2.56	0.00	0.00	7.69
	0.00	0.00	33.33	0.00	33.33	33.33	0.00	0.00	100.00
	0.00	0.00	33.33	0.00	16.67	7.14	0.00	0.00	7.69

1994 MULE DEER ANTLER STATISTICS BY TIME PERIOD

DISTRICT 212 (CONTINUED)

FREQ	09/01	10/23	10/30	11/06	11/13	11/20	11/28	UNKWN	TOTAL
TOT%	TO	TO	TO	TO	TO	TO	TO		
ROW%	10/22	10/29	11/05	11/12	11/19	11/27	01/15		
COL%									
TOTAL	0	13	3	3	6	14	0	0	39
ANTLRD	0.00	33.33	7.69	7.69	15.38	35.90	0.00	0.00	100.00
	0.00	33.33	7.69	7.69	15.38	35.90	0.00	0.00	100.00
	0.00	100.00	100.00	100.00	100.00	100.00	0.00	0.00	100.00

1994 MULE DEER ANTLER STATISTICS BY TIME PERIOD

DISTRICT 213

FREQ	09/01	10/23	10/30	11/06	11/13	11/20	11/28	UNKWN	TOTAL
TOT%	TO	TO	TO	TO	TO	TO	TO		
ROW%	10/22	10/29	11/05	11/12	11/19	11/27	01/15		
COL%									
ANTLSS	2	13	1	1	0	1	0	0	18
	11.11	72.22	5.56	5.56	0.00	5.56	0.00	0.00	100.00
	11.11	72.22	5.56	5.56	0.00	5.56	0.00	0.00	100.00
	100.00	100.00	100.00	100.00	0.00	100.00	0.00	0.00	100.00
1 X 1	0	0	0	0	1	1	0	0	2
	0.00	0.00	0.00	0.00	2.94	2.94	0.00	0.00	5.88
	0.00	0.00	0.00	0.00	50.00	50.00	0.00	0.00	100.00
	0.00	0.00	0.00	0.00	16.67	14.29	0.00	0.00	5.88
2 X 1	0	0	1	0	0	0	0	0	1
	0.00	0.00	2.94	0.00	0.00	0.00	0.00	0.00	2.94
	0.00	0.00	100.00	0.00	0.00	0.00	0.00	0.00	100.00
	0.00	0.00	12.50	0.00	0.00	0.00	0.00	0.00	2.94
2 X 2	1	3	4	1	2	3	0	0	14
	2.94	8.82	11.76	2.94	5.88	8.82	0.00	0.00	41.18
	7.14	21.43	28.57	7.14	14.29	21.43	0.00	0.00	100.00
	100.00	42.86	50.00	20.00	33.33	42.86	0.00	0.00	41.18
3 X 2	0	2	1	0	0	0	0	0	3
	0.00	5.88	2.94	0.00	0.00	0.00	0.00	0.00	8.82
	0.00	66.67	33.33	0.00	0.00	0.00	0.00	0.00	100.00
	0.00	28.57	12.50	0.00	0.00	0.00	0.00	0.00	8.82
3 X 3	0	0	1	1	0	1	0	0	3
	0.00	0.00	2.94	2.94	0.00	2.94	0.00	0.00	8.82
	0.00	0.00	33.33	33.33	0.00	33.33	0.00	0.00	100.00
	0.00	0.00	12.50	20.00	0.00	14.29	0.00	0.00	8.82
4 X 3	0	1	0	1	1	0	0	0	3
	0.00	2.94	0.00	2.94	2.94	0.00	0.00	0.00	8.82
	0.00	33.33	0.00	33.33	33.33	0.00	0.00	0.00	100.00
	0.00	14.29	0.00	20.00	16.67	0.00	0.00	0.00	8.82
4 X 4	0	1	1	1	1	1	0	0	5
	0.00	2.94	2.94	2.94	2.94	2.94	0.00	0.00	14.71
	0.00	20.00	20.00	20.00	20.00	20.00	0.00	0.00	100.00
	0.00	14.29	12.50	20.00	16.67	14.29	0.00	0.00	14.71
5 X 3	0	0	0	0	1	0	0	0	1
	0.00	0.00	0.00	0.00	2.94	0.00	0.00	0.00	2.94
	0.00	0.00	0.00	0.00	100.00	0.00	0.00	0.00	100.00
	0.00	0.00	0.00	0.00	16.67	0.00	0.00	0.00	2.94

1994 MULE DEER ANTLER STATISTICS BY TIME PERIOD

DISTRICT 213 (CONTINUED)

FREQ	09/01	10/23	10/30	11/06	11/13	11/20	11/28	UNKWN	TOTAL
TOT%	TO	TO	TO	TO	TO	TO	TO		
ROW%	10/22	10/29	11/05	11/12	11/19	11/27	01/15		
COL%									
5 X 5	0	0	0	1	0	0	0	0	1
	0.00	0.00	0.00	2.94	0.00	0.00	0.00	0.00	2.94
	0.00	0.00	0.00	100.00	0.00	0.00	0.00	0.00	100.00
	0.00	0.00	0.00	20.00	0.00	0.00	0.00	0.00	2.94
6 X 5	0	0	0	0	0	1	0	0	1
	0.00	0.00	0.00	0.00	0.00	2.94	0.00	0.00	2.94
	0.00	0.00	0.00	0.00	0.00	100.00	0.00	0.00	100.00
	0.00	0.00	0.00	0.00	0.00	14.29	0.00	0.00	2.94
TOTAL	1	7	8	5	6	7	0	0	34
ANTLRD	2.94	20.59	23.53	14.71	17.65	20.59	0.00	0.00	100.00
	2.94	20.59	23.53	14.71	17.65	20.59	0.00	0.00	100.00
	100.00	100.00	100.00	100.00	100.00	100.00	0.00	0.00	100.00

1994 MULE DEER ANTLER STATISTICS BY TIME PERIOD

DISTRICT 214

FREQ	09/01	10/23	10/30	11/06	11/13	11/20	11/28	UNKWN	TOTAL
TOT%	TO	TO	TO	TO	TO	TO	TO		
ROW%	10/22	10/29	11/05	11/12	11/19	11/27	01/15		
COL%									
ANTLSS	0	7	0	0	0	0	0	0	7
	0.00	100.00	0.00	0.00	0.00	0.00	0.00	0.00	100.00
	0.00	100.00	0.00	0.00	0.00	0.00	0.00	0.00	100.00
	0.00	100.00	0.00	0.00	0.00	0.00	0.00	0.00	100.00
2 X 2	0	0	4	1	0	0	0	0	5
	0.00	0.00	17.39	4.35	0.00	0.00	0.00	0.00	21.74
	0.00	0.00	80.00	20.00	0.00	0.00	0.00	0.00	100.00
	0.00	0.00	44.44	100.00	0.00	0.00	0.00	0.00	21.74
3 X 3	1	1	1	0	1	0	0	0	4
	4.35	4.35	4.35	0.00	4.35	0.00	0.00	0.00	17.39
	25.00	25.00	25.00	0.00	25.00	0.00	0.00	0.00	100.00
	50.00	100.00	11.11	0.00	16.67	0.00	0.00	0.00	17.39
4 X 3	0	0	1	0	0	1	0	0	2
	0.00	0.00	4.35	0.00	0.00	4.35	0.00	0.00	8.70
	0.00	0.00	50.00	0.00	0.00	50.00	0.00	0.00	100.00
	0.00	0.00	11.11	0.00	0.00	25.00	0.00	0.00	8.70
4 X 4	1	0	2	0	4	2	0	0	9
	4.35	0.00	8.70	0.00	17.39	8.70	0.00	0.00	39.13
	11.11	0.00	22.22	0.00	44.44	22.22	0.00	0.00	100.00
	50.00	0.00	22.22	0.00	66.67	50.00	0.00	0.00	39.13
5 X 5	0	0	1	0	0	1	0	0	2
	0.00	0.00	4.35	0.00	0.00	4.35	0.00	0.00	8.70
	0.00	0.00	50.00	0.00	0.00	50.00	0.00	0.00	100.00
	0.00	0.00	11.11	0.00	0.00	25.00	0.00	0.00	8.70
6 X 6	0	0	0	0	1	0	0	0	1
	0.00	0.00	0.00	0.00	4.35	0.00	0.00	0.00	4.35
	0.00	0.00	0.00	0.00	100.00	0.00	0.00	0.00	100.00
	0.00	0.00	0.00	0.00	16.67	0.00	0.00	0.00	4.35
TOTAL	2	1	9	1	6	4	0	0	23
ANTLRD	8.70	4.35	39.13	4.35	26.09	17.39	0.00	0.00	100.00
	8.70	4.35	39.13	4.35	26.09	17.39	0.00	0.00	100.00
	100.00	100.00	100.00	100.00	100.00	100.00	0.00	0.00	100.00

1994 MULE DEER ANTLER STATISTICS BY TIME PERIOD

DISTRICT 215

FREQ TOT% ROW% COL%	09/01 TO 10/22	10/23 TO 10/29	10/30 TO 11/05	11/06 TO 11/12	11/13 TO 11/19	11/20 TO 11/27	11/28 TO 01/15	UNKWN	TOTAL
ANTLSS	1 5.00 5.00 100.00	15 75.00 75.00 100.00	2 10.00 10.00 100.00	0 0.00 0.00 0.00	1 5.00 5.00 100.00	1 5.00 5.00 100.00	0 0.00 0.00 0.00	0 0.00 0.00 0.00	20 100.00 100.00 100.00
1 X 1	0 0.00 0.00 0.00	2 2.74 50.00 8.33	2 2.74 50.00 16.67	0 0.00 0.00 0.00	0 0.00 0.00 0.00	0 0.00 0.00 0.00	0 0.00 0.00 0.00	0 0.00 0.00 0.00	4 5.48 100.00 5.48
2 X -	0 0.00 0.00 0.00	0 0.00 0.00 0.00	1 1.37 100.00 8.33	0 0.00 0.00 0.00	0 0.00 0.00 0.00	0 0.00 0.00 0.00	0 0.00 0.00 0.00	0 0.00 0.00 0.00	1 1.37 100.00 1.37
2 X 2	2 2.74 6.67 100.00	11 15.07 36.67 45.83	3 4.11 10.00 25.00	5 6.85 16.67 50.00	5 6.85 16.67 38.46	4 5.48 13.33 36.36	0 0.00 0.00 0.00	0 0.00 0.00 0.00	30 41.10 100.00 41.10
3 X 2	0 0.00 0.00 0.00	1 1.37 33.33 4.17	0 0.00 0.00 0.00	1 1.37 33.33 10.00	1 1.37 33.33 7.69	0 0.00 0.00 0.00	0 0.00 0.00 0.00	0 0.00 0.00 0.00	3 4.11 100.00 4.11
3 X 3	0 0.00 0.00 0.00	5 6.85 38.46 20.83	2 2.74 15.38 16.67	1 1.37 7.69 10.00	1 1.37 7.69 7.69	4 5.48 30.77 36.36	0 0.00 0.00 0.00	0 0.00 0.00 0.00	13 17.81 100.00 17.81
4 X 2	0 0.00 0.00 0.00	0 0.00 0.00 0.00	0 0.00 0.00 0.00	1 1.37 100.00 10.00	0 0.00 0.00 0.00	0 0.00 0.00 0.00	0 0.00 0.00 0.00	0 0.00 0.00 0.00	1 1.37 100.00 1.37
4 X 3	0 0.00 0.00 0.00	2 2.74 100.00 8.33	0 0.00 0.00 0.00	0 0.00 0.00 0.00	0 0.00 0.00 0.00	0 0.00 0.00 0.00	0 0.00 0.00 0.00	0 0.00 0.00 0.00	2 2.74 100.00 2.74
4 X 4	0 0.00 0.00 0.00	2 2.74 14.29 8.33	4 5.48 28.57 33.33	2 2.74 14.29 20.00	2 2.74 14.29 15.38	3 4.11 21.43 27.27	1 1.37 7.14 100.00	0 0.00 0.00 0.00	14 19.18 100.00 19.18

1994 MULE DEER ANTLER STATISTICS BY TIME PERIOD

DISTRICT 215 (CONTINUED)

FREQ	09/01	10/23	10/30	11/06	11/13	11/20	11/28	UNKWN	TOTAL
TOT%	TO	TO	TO	TO	TO	TO	TO		
ROW%	10/22	10/29	11/05	11/12	11/19	11/27	01/15		
COL%									
5 X 4	0	1	0	0	3	0	0	0	4
	0.00	1.37	0.00	0.00	4.11	0.00	0.00	0.00	5.48
	0.00	25.00	0.00	0.00	75.00	0.00	0.00	0.00	100.00
	0.00	4.17	0.00	0.00	23.08	0.00	0.00	0.00	5.48
5 X 5	0	0	0	0	1	0	0	0	1
	0.00	0.00	0.00	0.00	1.37	0.00	0.00	0.00	1.37
	0.00	0.00	0.00	0.00	100.00	0.00	0.00	0.00	100.00
	0.00	0.00	0.00	0.00	7.69	0.00	0.00	0.00	1.37
TOTAL	2	24	12	10	13	11	1	0	73
ANTLRD	2.74	32.88	16.44	13.70	17.81	15.07	1.37	0.00	100.00
	2.74	32.88	16.44	13.70	17.81	15.07	1.37	0.00	100.00
	100.00	100.00	100.00	100.00	100.00	100.00	100.00	0.00	100.00

1994 MULE DEER ANTLER STATISTICS BY TIME PERIOD

DISTRICT 216 (CONTINUED)

FREQ	09/01	10/23	10/30	11/06	11/13	11/20	11/28	UNKWN	TOTAL
TOT%	TO	TO	TO	TO	TO	TO	TO		
ROW%	10/22	10/29	11/05	11/12	11/19	11/27	01/15		
COL%									
TOTAL	2	3	3	3	8	8	0	0	27
ANTLRD	7.41	11.11	11.11	11.11	29.63	29.63	0.00	0.00	100.00
	7.41	11.11	11.11	11.11	29.63	29.63	0.00	0.00	100.00
	100.00	100.00	100.00	100.00	100.00	100.00	0.00	0.00	100.00

1994 MULE DEER ANTLER STATISTICS BY TIME PERIOD

DISTRICT 240

FREQ	09/01	10/23	10/30	11/06	11/13	11/20	11/28	UNKWN	TOTAL
TOT%	TO	TO	TO	TO	TO	TO	TO		
ROW%	10/22	10/29	11/05	11/12	11/19	11/27	01/15		
COL%									
ANTLSS	2	0	0	0	0	0	0	0	2
	100.00	0.00	0.00	0.00	0.00	0.00	0.00	0.00	100.00
	100.00	0.00	0.00	0.00	0.00	0.00	0.00	0.00	100.00
	100.00	0.00	0.00	0.00	0.00	0.00	0.00	0.00	100.00
1 X 1	0	1	0	1	0	0	0	0	2
	0.00	2.86	0.00	2.86	0.00	0.00	0.00	0.00	5.71
	0.00	50.00	0.00	50.00	0.00	0.00	0.00	0.00	100.00
	0.00	12.50	0.00	9.09	0.00	0.00	0.00	0.00	5.71
2 X 2	0	3	1	2	2	1	0	0	9
	0.00	8.57	2.86	5.71	5.71	2.86	0.00	0.00	25.71
	0.00	33.33	11.11	22.22	22.22	11.11	0.00	0.00	100.00
	0.00	37.50	11.11	18.18	100.00	20.00	0.00	0.00	25.71
3 X 2	0	0	2	1	0	0	0	0	3
	0.00	0.00	5.71	2.86	0.00	0.00	0.00	0.00	8.57
	0.00	0.00	66.67	33.33	0.00	0.00	0.00	0.00	100.00
	0.00	0.00	22.22	9.09	0.00	0.00	0.00	0.00	8.57
3 X 3	0	0	3	4	0	1	0	0	8
	0.00	0.00	8.57	11.43	0.00	2.86	0.00	0.00	22.86
	0.00	0.00	37.50	50.00	0.00	12.50	0.00	0.00	100.00
	0.00	0.00	33.33	36.36	0.00	20.00	0.00	0.00	22.86
4 X 3	0	1	1	1	0	0	0	0	3
	0.00	2.86	2.86	2.86	0.00	0.00	0.00	0.00	8.57
	0.00	33.33	33.33	33.33	0.00	0.00	0.00	0.00	100.00
	0.00	12.50	11.11	9.09	0.00	0.00	0.00	0.00	8.57
4 X 4	0	1	0	1	0	2	0	0	4
	0.00	2.86	0.00	2.86	0.00	5.71	0.00	0.00	11.43
	0.00	25.00	0.00	25.00	0.00	50.00	0.00	0.00	100.00
	0.00	12.50	0.00	9.09	0.00	40.00	0.00	0.00	11.43
5 X 4	0	1	0	1	0	0	0	0	2
	0.00	2.86	0.00	2.86	0.00	0.00	0.00	0.00	5.71
	0.00	50.00	0.00	50.00	0.00	0.00	0.00	0.00	100.00
	0.00	12.50	0.00	9.09	0.00	0.00	0.00	0.00	5.71
5 X 5	0	1	2	0	0	1	0	0	4
	0.00	2.86	5.71	0.00	0.00	2.86	0.00	0.00	11.43
	0.00	25.00	50.00	0.00	0.00	25.00	0.00	0.00	100.00
	0.00	12.50	22.22	0.00	0.00	20.00	0.00	0.00	11.43

1994 MULE DEER ANTLER STATISTICS BY TIME PERIOD

DISTRICT 240 (CONTINUED)

FREQ	09/01	10/23	10/30	11/06	11/13	11/20	11/28	UNKWN	TOTAL
TOT%	TO	TO	TO	TO	TO	TO	TO		
ROW%	10/22	10/29	11/05	11/12	11/19	11/27	01/15		
COL%									
TOTAL	0	8	9	11	2	5	0	0	35
ANTLRD	0.00	22.86	25.71	31.43	5.71	14.29	0.00	0.00	100.00
	0.00	22.86	25.71	31.43	5.71	14.29	0.00	0.00	100.00
	0.00	100.00	100.00	100.00	100.00	100.00	0.00	0.00	100.00

1994 MULE DEER ANTLER STATISTICS BY TIME PERIOD

DISTRICT 250 (CONTINUED)

FREQ	09/01	10/23	10/30	11/06	11/13	11/20	11/28	UNKWN	TOTAL
TOT%	TO	TO	TO	TO	TO	TO	TO		
ROW%	10/22	10/29	11/05	11/12	11/19	11/27	01/15		
COL%									
6 X 5	0	1	0	0	0	0	0	0	1
	0.00	2.44	0.00	0.00	0.00	0.00	0.00	0.00	2.44
	0.00	100.00	0.00	0.00	0.00	0.00	0.00	0.00	100.00
	0.00	8.33	0.00	0.00	0.00	0.00	0.00	0.00	2.44
TOTAL	8	12	7	4	5	4	0	1	41
ANTLRD	19.51	29.27	17.07	9.76	12.20	9.76	0.00	2.44	100.00
	19.51	29.27	17.07	9.76	12.20	9.76	0.00	2.44	100.00
	100.00	100.00	100.00	100.00	100.00	100.00	0.00	100.00	100.00

1994 MULE DEER ANTLER STATISTICS BY TIME PERIOD

DISTRICT 261

FREQ TOT% ROW% COL%	09/01 TO 10/22	10/23 TO 10/29	10/30 TO 11/05	11/06 TO 11/12	11/13 TO 11/19	11/20 TO 11/27	11/28 TO 01/15	UNKWN	TOTAL
ANTLSS	1	0	0	0	0	2	0	0	3
	33.33	0.00	0.00	0.00	0.00	66.67	0.00	0.00	100.00
	33.33	0.00	0.00	0.00	0.00	66.67	0.00	0.00	100.00
	100.00	0.00	0.00	0.00	0.00	100.00	0.00	0.00	100.00
2 X 1	0	0	0	2	0	0	0	0	2
	0.00	0.00	0.00	8.00	0.00	0.00	0.00	0.00	8.00
	0.00	0.00	0.00	100.00	0.00	0.00	0.00	0.00	100.00
	0.00	0.00	0.00	25.00	0.00	0.00	0.00	0.00	8.00
2 X 2	0	3	1	1	0	0	0	0	5
	0.00	12.00	4.00	4.00	0.00	0.00	0.00	0.00	20.00
	0.00	60.00	20.00	20.00	0.00	0.00	0.00	0.00	100.00
	0.00	37.50	20.00	12.50	0.00	0.00	0.00	0.00	20.00
3 X 2	0	1	1	0	0	0	0	0	2
	0.00	4.00	4.00	0.00	0.00	0.00	0.00	0.00	8.00
	0.00	50.00	50.00	0.00	0.00	0.00	0.00	0.00	100.00
	0.00	12.50	20.00	0.00	0.00	0.00	0.00	0.00	8.00
3 X 3	0	1	0	3	0	1	0	0	5
	0.00	4.00	0.00	12.00	0.00	4.00	0.00	0.00	20.00
	0.00	20.00	0.00	60.00	0.00	20.00	0.00	0.00	100.00
	0.00	12.50	0.00	37.50	0.00	100.00	0.00	0.00	20.00
4 X 3	0	0	0	1	0	0	0	0	1
	0.00	0.00	0.00	4.00	0.00	0.00	0.00	0.00	4.00
	0.00	0.00	0.00	100.00	0.00	0.00	0.00	0.00	100.00
	0.00	0.00	0.00	12.50	0.00	0.00	0.00	0.00	4.00
4 X 4	0	3	3	1	1	0	0	0	8
	0.00	12.00	12.00	4.00	4.00	0.00	0.00	0.00	32.00
	0.00	37.50	37.50	12.50	12.50	0.00	0.00	0.00	100.00
	0.00	37.50	60.00	12.50	33.33	0.00	0.00	0.00	32.00
5 X 3	0	0	0	0	1	0	0	0	1
	0.00	0.00	0.00	0.00	4.00	0.00	0.00	0.00	4.00
	0.00	0.00	0.00	0.00	100.00	0.00	0.00	0.00	100.00
	0.00	0.00	0.00	0.00	33.33	0.00	0.00	0.00	4.00
5 X 4	0	0	0	0	1	0	0	0	1
	0.00	0.00	0.00	0.00	4.00	0.00	0.00	0.00	4.00
	0.00	0.00	0.00	0.00	100.00	0.00	0.00	0.00	100.00
	0.00	0.00	0.00	0.00	33.33	0.00	0.00	0.00	4.00

1994 MULE DEER ANTLER STATISTICS BY TIME PERIOD

DISTRICT 261 (CONTINUED)

FREQ	09/01	10/23	10/30	11/06	11/13	11/20	11/28	UNKWN	TOTAL
TOT%	TO	TO	TO	TO	TO	TO	TO		
ROW%	10/22	10/29	11/05	11/12	11/19	11/27	01/15		
COL%									
TOTAL	0	8	5	8	3	1	0	0	25
ANTLRD	0.00	32.00	20.00	32.00	12.00	4.00	0.00	0.00	100.00
	0.00	32.00	20.00	32.00	12.00	4.00	0.00	0.00	100.00
	0.00	100.00	100.00	100.00	100.00	100.00	0.00	0.00	100.00

1994 MULE DEER ANTLER STATISTICS BY TIME PERIOD

DISTRICT 270 (CONTINUED)

FREQ	09/01	10/23	10/30	11/06	11/13	11/20	11/28	UNKWN	TOTAL
TOT%	TO	TO	TO	TO	TO	TO	TO		
ROW%	10/22	10/29	11/05	11/12	11/19	11/27	01/15		
COL%									
5 X 4	0	1	0	1	1	0	0	0	3
	0.00	0.83	0.00	0.83	0.83	0.00	0.00	0.00	2.50
	0.00	33.33	0.00	33.33	33.33	0.00	0.00	0.00	100.00
	0.00	2.78	0.00	3.23	6.25	0.00	0.00	0.00	2.50
5 X 5	0	0	1	0	0	0	0	1	2
	0.00	0.00	0.83	0.00	0.00	0.00	0.00	0.83	1.67
	0.00	0.00	50.00	0.00	0.00	0.00	0.00	50.00	100.00
	0.00	0.00	4.76	0.00	0.00	0.00	0.00	100.00	1.67
6 X 4	0	1	0	0	0	0	0	0	1
	0.00	0.83	0.00	0.00	0.00	0.00	0.00	0.00	0.83
	0.00	100.00	0.00	0.00	0.00	0.00	0.00	0.00	100.00
	0.00	2.78	0.00	0.00	0.00	0.00	0.00	0.00	0.83
6 X 6	0	0	0	0	1	0	0	0	1
	0.00	0.00	0.00	0.00	0.83	0.00	0.00	0.00	0.83
	0.00	0.00	0.00	0.00	100.00	0.00	0.00	0.00	100.00
	0.00	0.00	0.00	0.00	6.25	0.00	0.00	0.00	0.83
7 X 5	0	0	0	2	0	0	0	0	2
	0.00	0.00	0.00	1.67	0.00	0.00	0.00	0.00	1.67
	0.00	0.00	0.00	100.00	0.00	0.00	0.00	0.00	100.00
	0.00	0.00	0.00	6.45	0.00	0.00	0.00	0.00	1.67
8 X 7	1	0	0	0	0	0	0	0	1
	0.83	0.00	0.00	0.00	0.00	0.00	0.00	0.00	0.83
	100.00	0.00	0.00	0.00	0.00	0.00	0.00	0.00	100.00
	10.00	0.00	0.00	0.00	0.00	0.00	0.00	0.00	0.83
TOTAL	10	36	21	31	16	5	0	1	120
ANTLRD	8.33	30.00	17.50	25.83	13.33	4.17	0.00	0.83	100.00
	8.33	30.00	17.50	25.83	13.33	4.17	0.00	0.83	100.00
	100.00	100.00	100.00	100.00	100.00	100.00	0.00	100.00	100.00

1994 MULE DEER ANTLER STATISTICS BY TIME PERIOD

DISTRICT 280

FREQ	09/01	10/23	10/30	11/06	11/13	11/20	11/28	UNKWN	TOTAL
TOT%	TO	TO	TO	TO	TO	TO	TO		
ROW%	10/22	10/29	11/05	11/12	11/19	11/27	01/15		
COL%									
ANTLSS	0	0	0	0	0	0	0	0	0
	0.00	0.00	0.00	0.00	0.00	0.00	0.00	0.00	0.00
	0.00	0.00	0.00	0.00	0.00	0.00	0.00	0.00	0.00
	0.00	0.00	0.00	0.00	0.00	0.00	0.00	0.00	0.00
1 X 1	0	1	0	0	0	0	0	0	1
	0.00	8.33	0.00	0.00	0.00	0.00	0.00	0.00	8.33
	0.00	100.00	0.00	0.00	0.00	0.00	0.00	0.00	100.00
	0.00	33.33	0.00	0.00	0.00	0.00	0.00	0.00	8.33
2 X 2	4	0	1	0	0	0	0	0	5
	33.33	0.00	8.33	0.00	0.00	0.00	0.00	0.00	41.67
	80.00	0.00	20.00	0.00	0.00	0.00	0.00	0.00	100.00
	100.00	0.00	100.00	0.00	0.00	0.00	0.00	0.00	41.67
3 X 3	0	0	0	1	0	0	0	0	1
	0.00	0.00	0.00	8.33	0.00	0.00	0.00	0.00	8.33
	0.00	0.00	0.00	100.00	0.00	0.00	0.00	0.00	100.00
	0.00	0.00	0.00	33.33	0.00	0.00	0.00	0.00	8.33
4 X 3	0	0	0	1	0	0	0	0	1
	0.00	0.00	0.00	8.33	0.00	0.00	0.00	0.00	8.33
	0.00	0.00	0.00	100.00	0.00	0.00	0.00	0.00	100.00
	0.00	0.00	0.00	33.33	0.00	0.00	0.00	0.00	8.33
4 X 4	0	2	0	1	0	0	0	0	3
	0.00	16.67	0.00	8.33	0.00	0.00	0.00	0.00	25.00
	0.00	66.67	0.00	33.33	0.00	0.00	0.00	0.00	100.00
	0.00	66.67	0.00	33.33	0.00	0.00	0.00	0.00	25.00
5 X 5	0	0	0	0	0	1	0	0	1
	0.00	0.00	0.00	0.00	0.00	8.33	0.00	0.00	8.33
	0.00	0.00	0.00	0.00	0.00	100.00	0.00	0.00	100.00
	0.00	0.00	0.00	0.00	0.00	100.00	0.00	0.00	8.33
TOTAL	4	3	1	3	0	1	0	0	12
ANTLRD	33.33	25.00	8.33	25.00	0.00	8.33	0.00	0.00	100.00
	33.33	25.00	8.33	25.00	0.00	8.33	0.00	0.00	100.00
	100.00	100.00	100.00	100.00	0.00	100.00	0.00	0.00	100.00

1994 MULE DEER ANTLER STATISTICS BY TIME PERIOD

DISTRICT 281

FREQ	09/01	10/23	10/30	11/06	11/13	11/20	11/28	UNKWN	TOTAL
TOT%	TO	TO	TO	TO	TO	TO	TO		
ROW%	10/22	10/29	11/05	11/12	11/19	11/27	01/15		
COL%									
ANTLSS	1	7	3	0	2	1	0	0	14
	7.14	50.00	21.43	0.00	14.29	7.14	0.00	0.00	100.00
	7.14	50.00	21.43	0.00	14.29	7.14	0.00	0.00	100.00
	100.00	100.00	100.00	0.00	100.00	100.00	0.00	0.00	100.00
1 X 1	0	0	1	1	0	0	0	0	2
	0.00	0.00	1.27	1.27	0.00	0.00	0.00	0.00	2.53
	0.00	0.00	50.00	50.00	0.00	0.00	0.00	0.00	100.00
	0.00	0.00	10.00	5.00	0.00	0.00	0.00	0.00	2.53
2 X 2	1	4	3	4	8	11	0	0	31
	1.27	5.06	3.80	5.06	10.13	13.92	0.00	0.00	39.24
	3.23	12.90	9.68	12.90	25.81	35.48	0.00	0.00	100.00
	33.33	36.36	30.00	20.00	61.54	52.38	0.00	0.00	39.24
3 X 2	0	3	0	1	0	0	0	0	4
	0.00	3.80	0.00	1.27	0.00	0.00	0.00	0.00	5.06
	0.00	75.00	0.00	25.00	0.00	0.00	0.00	0.00	100.00
	0.00	27.27	0.00	5.00	0.00	0.00	0.00	0.00	5.06
3 X 3	1	1	3	6	2	1	0	0	14
	1.27	1.27	3.80	7.59	2.53	1.27	0.00	0.00	17.72
	7.14	7.14	21.43	42.86	14.29	7.14	0.00	0.00	100.00
	33.33	9.09	30.00	30.00	15.38	4.76	0.00	0.00	17.72
4 X 2	0	0	0	1	0	0	0	0	1
	0.00	0.00	0.00	1.27	0.00	0.00	0.00	0.00	1.27
	0.00	0.00	0.00	100.00	0.00	0.00	0.00	0.00	100.00
	0.00	0.00	0.00	5.00	0.00	0.00	0.00	0.00	1.27
4 X 3	0	2	0	1	1	2	0	0	6
	0.00	2.53	0.00	1.27	1.27	2.53	0.00	0.00	7.59
	0.00	33.33	0.00	16.67	16.67	33.33	0.00	0.00	100.00
	0.00	18.18	0.00	5.00	7.69	9.52	0.00	0.00	7.59
4 X 4	1	1	1	4	0	4	1	0	12
	1.27	1.27	1.27	5.06	0.00	5.06	1.27	0.00	15.19
	8.33	8.33	8.33	33.33	0.00	33.33	8.33	0.00	100.00
	33.33	9.09	10.00	20.00	0.00	19.05	100.00	0.00	15.19
5 X 4	0	0	0	1	0	0	0	0	1
	0.00	0.00	0.00	1.27	0.00	0.00	0.00	0.00	1.27
	0.00	0.00	0.00	100.00	0.00	0.00	0.00	0.00	100.00
	0.00	0.00	0.00	5.00	0.00	0.00	0.00	0.00	1.27

1994 MULE DEER ANTLER STATISTICS BY TIME PERIOD

DISTRICT 281 (CONTINUED)

FREQ	09/01	10/23	10/30	11/06	11/13	11/20	11/28	UNKWN	TOTAL
TOT%	TO	TO	TO	TO	TO	TO	TO		
ROW%	10/22	10/29	11/05	11/12	11/19	11/27	01/15		
COL%									
5 X 5	0	0	1	1	2	2	0	0	6
	0.00	0.00	1.27	1.27	2.53	2.53	0.00	0.00	7.59
	0.00	0.00	16.67	16.67	33.33	33.33	0.00	0.00	100.00
	0.00	0.00	10.00	5.00	15.38	9.52	0.00	0.00	7.59
6 X 5	0	0	1	0	0	1	0	0	2
	0.00	0.00	1.27	0.00	0.00	1.27	0.00	0.00	2.53
	0.00	0.00	50.00	0.00	0.00	50.00	0.00	0.00	100.00
	0.00	0.00	10.00	0.00	0.00	4.76	0.00	0.00	2.53
TOTAL	3	11	10	20	13	21	1	0	79
ANTLRD	3.80	13.92	12.66	25.32	16.46	26.58	1.27	0.00	100.00
	3.80	13.92	12.66	25.32	16.46	26.58	1.27	0.00	100.00
	100.00	100.00	100.00	100.00	100.00	100.00	100.00	0.00	100.00

1994 MULE DEER ANTLER STATISTICS BY TIME PERIOD

DISTRICT 282

FREQ	09/01	10/23	10/30	11/06	11/13	11/20	11/28	UNKWN	TOTAL
TOT%	TO	TO	TO	TO	TO	TO	TO		
ROW%	10/22	10/29	11/05	11/12	11/19	11/27	01/15		
COL%									
ANTLSS	1	1	0	0	0	0	0	0	2
	50.00	50.00	0.00	0.00	0.00	0.00	0.00	0.00	100.00
	50.00	50.00	0.00	0.00	0.00	0.00	0.00	0.00	100.00
	100.00	100.00	0.00	0.00	0.00	0.00	0.00	0.00	100.00
2 X 1	0	0	0	0	0	1	0	0	1
	0.00	0.00	0.00	0.00	0.00	20.00	0.00	0.00	20.00
	0.00	0.00	0.00	0.00	0.00	100.00	0.00	0.00	100.00
	0.00	0.00	0.00	0.00	0.00	100.00	0.00	0.00	20.00
2 X 2	0	0	1	0	0	0	0	0	1
	0.00	0.00	20.00	0.00	0.00	0.00	0.00	0.00	20.00
	0.00	0.00	100.00	0.00	0.00	0.00	0.00	0.00	100.00
	0.00	0.00	50.00	0.00	0.00	0.00	0.00	0.00	20.00
3 X 3	0	0	1	0	0	0	0	0	1
	0.00	0.00	20.00	0.00	0.00	0.00	0.00	0.00	20.00
	0.00	0.00	100.00	0.00	0.00	0.00	0.00	0.00	100.00
	0.00	0.00	50.00	0.00	0.00	0.00	0.00	0.00	20.00
5 X 4	0	0	0	1	0	0	0	0	1
	0.00	0.00	0.00	20.00	0.00	0.00	0.00	0.00	20.00
	0.00	0.00	0.00	100.00	0.00	0.00	0.00	0.00	100.00
	0.00	0.00	0.00	50.00	0.00	0.00	0.00	0.00	20.00
5 X 5	0	0	0	1	0	0	0	0	1
	0.00	0.00	0.00	20.00	0.00	0.00	0.00	0.00	20.00
	0.00	0.00	0.00	100.00	0.00	0.00	0.00	0.00	100.00
	0.00	0.00	0.00	50.00	0.00	0.00	0.00	0.00	20.00
TOTAL ANTLRD	0	0	2	2	0	1	0	0	5
	0.00	0.00	40.00	40.00	0.00	20.00	0.00	0.00	100.00
	0.00	0.00	40.00	40.00	0.00	20.00	0.00	0.00	100.00
	0.00	0.00	100.00	100.00	0.00	100.00	0.00	0.00	100.00

1994 MULE DEER ANTLER STATISTICS BY TIME PERIOD

DISTRICT 283

FREQ	09/01	10/23	10/30	11/06	11/13	11/20	11/28	UNKWN	TOTAL
TOT%	TO	TO	TO	TO	TO	TO	TO		
ROW%	10/22	10/29	11/05	11/12	11/19	11/27	01/15		
COL%									
ANTLSS	0	6	0	1	0	1	0	0	8
	0.00	75.00	0.00	12.50	0.00	12.50	0.00	0.00	100.00
	0.00	75.00	0.00	12.50	0.00	12.50	0.00	0.00	100.00
	0.00	100.00	0.00	100.00	0.00	100.00	0.00	0.00	100.00
1 X 1	0	1	0	0	0	0	0	0	1
	0.00	2.94	0.00	0.00	0.00	0.00	0.00	0.00	2.94
	0.00	100.00	0.00	0.00	0.00	0.00	0.00	0.00	100.00
	0.00	12.50	0.00	0.00	0.00	0.00	0.00	0.00	2.94
2 X 1	0	2	0	0	0	0	0	0	2
	0.00	5.88	0.00	0.00	0.00	0.00	0.00	0.00	5.88
	0.00	100.00	0.00	0.00	0.00	0.00	0.00	0.00	100.00
	0.00	25.00	0.00	0.00	0.00	0.00	0.00	0.00	5.88
2 X 2	1	3	4	1	0	2	0	0	11
	2.94	8.82	11.76	2.94	0.00	5.88	0.00	0.00	32.35
	9.09	27.27	36.36	9.09	0.00	18.18	0.00	0.00	100.00
	100.00	37.50	57.14	14.29	0.00	28.57	0.00	0.00	32.35
3 X 2	0	1	0	0	0	0	0	0	1
	0.00	2.94	0.00	0.00	0.00	0.00	0.00	0.00	2.94
	0.00	100.00	0.00	0.00	0.00	0.00	0.00	0.00	100.00
	0.00	12.50	0.00	0.00	0.00	0.00	0.00	0.00	2.94
3 X 3	0	1	0	3	1	1	0	0	6
	0.00	2.94	0.00	8.82	2.94	2.94	0.00	0.00	17.65
	0.00	16.67	0.00	50.00	16.67	16.67	0.00	0.00	100.00
	0.00	12.50	0.00	42.86	25.00	14.29	0.00	0.00	17.65
4 X 3	0	0	1	1	0	0	0	0	2
	0.00	0.00	2.94	2.94	0.00	0.00	0.00	0.00	5.88
	0.00	0.00	50.00	50.00	0.00	0.00	0.00	0.00	100.00
	0.00	0.00	14.29	14.29	0.00	0.00	0.00	0.00	5.88
4 X 4	0	0	1	1	2	2	0	0	6
	0.00	0.00	2.94	2.94	5.88	5.88	0.00	0.00	17.65
	0.00	0.00	16.67	16.67	33.33	33.33	0.00	0.00	100.00
	0.00	0.00	14.29	14.29	50.00	28.57	0.00	0.00	17.65
5 X 4	0	0	0	0	0	1	0	0	1
	0.00	0.00	0.00	0.00	0.00	2.94	0.00	0.00	2.94
	0.00	0.00	0.00	0.00	0.00	100.00	0.00	0.00	100.00
	0.00	0.00	0.00	0.00	0.00	14.29	0.00	0.00	2.94

1994 MULE DEER ANTLER STATISTICS BY TIME PERIOD

DISTRICT 283 (CONTINUED)

FREQ	09/01	10/23	10/30	11/06	11/13	11/20	11/28	UNKWN	TOTAL
TOT%	TO	TO	TO	TO	TO	TO	TO		
ROW%	10/22	10/29	11/05	11/12	11/19	11/27	01/15		
COL%									
5 X 5	0	0	1	1	1	1	0	0	4
	0.00	0.00	2.94	2.94	2.94	2.94	0.00	0.00	11.76
	0.00	0.00	25.00	25.00	25.00	25.00	0.00	0.00	100.00
	0.00	0.00	14.29	14.29	25.00	14.29	0.00	0.00	11.76
TOTAL	1	8	7	7	4	7	0	0	34
ANTLRD	2.94	23.53	20.59	20.59	11.76	20.59	0.00	0.00	100.00
	2.94	23.53	20.59	20.59	11.76	20.59	0.00	0.00	100.00
	100.00	100.00	100.00	100.00	100.00	100.00	0.00	0.00	100.00

1994 MULE DEER ANTLER STATISTICS BY TIME PERIOD

DISTRICT 284

FREQ	09/01	10/23	10/30	11/06	11/13	11/20	11/28	UNKWN	TOTAL
TOT%	TO	TO	TO	TO	TO	TO	TO		
ROW%	10/22	10/29	11/05	11/12	11/19	11/27	01/15		
COL%									
ANTLSS	0	0	0	0	2	1	0	0	3
	0.00	0.00	0.00	0.00	66.67	33.33	0.00	0.00	100.00
	0.00	0.00	0.00	0.00	66.67	33.33	0.00	0.00	100.00
	0.00	0.00	0.00	0.00	100.00	100.00	0.00	0.00	100.00
1 X 1	0	1	0	0	0	0	0	0	1
	0.00	8.33	0.00	0.00	0.00	0.00	0.00	0.00	8.33
	0.00	100.00	0.00	0.00	0.00	0.00	0.00	0.00	100.00
	0.00	25.00	0.00	0.00	0.00	0.00	0.00	0.00	8.33
2 X 1	0	1	0	0	0	0	0	0	1
	0.00	8.33	0.00	0.00	0.00	0.00	0.00	0.00	8.33
	0.00	100.00	0.00	0.00	0.00	0.00	0.00	0.00	100.00
	0.00	25.00	0.00	0.00	0.00	0.00	0.00	0.00	8.33
2 X 2	0	1	0	2	1	1	0	0	5
	0.00	8.33	0.00	16.67	8.33	8.33	0.00	0.00	41.67
	0.00	20.00	0.00	40.00	20.00	20.00	0.00	0.00	100.00
	0.00	25.00	0.00	66.67	50.00	100.00	0.00	0.00	41.67
3 X 2	0	0	1	0	0	0	0	0	1
	0.00	0.00	8.33	0.00	0.00	0.00	0.00	0.00	8.33
	0.00	0.00	100.00	0.00	0.00	0.00	0.00	0.00	100.00
	0.00	0.00	50.00	0.00	0.00	0.00	0.00	0.00	8.33
3 X 3	0	1	0	0	1	0	0	0	2
	0.00	8.33	0.00	0.00	8.33	0.00	0.00	0.00	16.67
	0.00	50.00	0.00	0.00	50.00	0.00	0.00	0.00	100.00
	0.00	25.00	0.00	0.00	50.00	0.00	0.00	0.00	16.67
4 X 4	0	0	0	1	0	0	0	0	1
	0.00	0.00	0.00	8.33	0.00	0.00	0.00	0.00	8.33
	0.00	0.00	0.00	100.00	0.00	0.00	0.00	0.00	100.00
	0.00	0.00	0.00	33.33	0.00	0.00	0.00	0.00	8.33
5 X 5	0	0	1	0	0	0	0	0	1
	0.00	0.00	8.33	0.00	0.00	0.00	0.00	0.00	8.33
	0.00	0.00	100.00	0.00	0.00	0.00	0.00	0.00	100.00
	0.00	0.00	50.00	0.00	0.00	0.00	0.00	0.00	8.33
TOTAL ANTLRD	0	4	2	3	2	1	0	0	12
	0.00	33.33	16.67	25.00	16.67	8.33	0.00	0.00	100.00
	0.00	33.33	16.67	25.00	16.67	8.33	0.00	0.00	100.00
	0.00	100.00	100.00	100.00	100.00	100.00	0.00	0.00	100.00

1994 MULE DEER ANTLER STATISTICS BY TIME PERIOD

DISTRICT 285 (CONTINUED)

FREQ	09/01	10/23	10/30	11/06	11/13	11/20	11/28	UNKWN	TOTAL
TOT%	TO	TO	TO	TO	TO	TO	TO		
ROW%	10/22	10/29	11/05	11/12	11/19	11/27	01/15		
COL%									
6 X 5	0	0	0	1	0	2	0	0	3
	0.00	0.00	0.00	1.96	0.00	3.92	0.00	0.00	5.88
	0.00	0.00	0.00	33.33	0.00	66.67	0.00	0.00	100.00
	0.00	0.00	0.00	9.09	0.00	13.33	0.00	0.00	5.88
TOTAL	2	7	6	11	9	15	1	0	51
ANTLRD	3.92	13.73	11.76	21.57	17.65	29.41	1.96	0.00	100.00
	3.92	13.73	11.76	21.57	17.65	29.41	1.96	0.00	100.00
	100.00	100.00	100.00	100.00	100.00	100.00	100.00	0.00	100.00

1994 MULE DEER ANTLER STATISTICS BY TIME PERIOD

DISTRICT 290

FREQ	09/01	10/23	10/30	11/06	11/13	11/20	11/28	UNKWN	TOTAL
TOT%	TO	TO	TO	TO	TO	TO	TO		
ROW%	10/22	10/29	11/05	11/12	11/19	11/27	01/15		
COL%									
ANTLSS	1	0	1	0	1	0	0	0	3
	33.33	0.00	33.33	0.00	33.33	0.00	0.00	0.00	100.00
	33.33	0.00	33.33	0.00	33.33	0.00	0.00	0.00	100.00
	100.00	0.00	100.00	0.00	100.00	0.00	0.00	0.00	100.00
2 X 2	0	0	2	0	0	0	0	0	2
	0.00	0.00	66.67	0.00	0.00	0.00	0.00	0.00	66.67
	0.00	0.00	100.00	0.00	0.00	0.00	0.00	0.00	100.00
	0.00	0.00	100.00	0.00	0.00	0.00	0.00	0.00	66.67
4 X 3	0	0	0	0	1	0	0	0	1
	0.00	0.00	0.00	0.00	33.33	0.00	0.00	0.00	33.33
	0.00	0.00	0.00	0.00	100.00	0.00	0.00	0.00	100.00
	0.00	0.00	0.00	0.00	100.00	0.00	0.00	0.00	33.33
TOTAL	0	0	2	0	1	0	0	0	3
ANTLRD	0.00	0.00	66.67	0.00	33.33	0.00	0.00	0.00	100.00
	0.00	0.00	66.67	0.00	33.33	0.00	0.00	0.00	100.00
	0.00	0.00	100.00	0.00	100.00	0.00	0.00	0.00	100.00

1994 MULE DEER ANTLER STATISTICS BY TIME PERIOD

DISTRICT 291

FREQ	09/01	10/23	10/30	11/06	11/13	11/20	11/28	UNKWN	TOTAL
TOT%	TO	TO	TO	TO	TO	TO	TO		
ROW%	10/22	10/29	11/05	11/12	11/19	11/27	01/15		
COL%									
ANTLSS	0	20	7	8	10	7	0	0	52
	0.00	38.46	13.46	15.38	19.23	13.46	0.00	0.00	100.00
	0.00	38.46	13.46	15.38	19.23	13.46	0.00	0.00	100.00
	0.00	100.00	100.00	100.00	100.00	100.00	0.00	0.00	100.00
2 X 1	0	1	1	0	0	0	0	0	2
	0.00	1.92	1.92	0.00	0.00	0.00	0.00	0.00	3.85
	0.00	50.00	50.00	0.00	0.00	0.00	0.00	0.00	100.00
	0.00	3.33	20.00	0.00	0.00	0.00	0.00	0.00	3.85
2 X 2	2	13	1	2	1	1	0	0	20
	3.85	25.00	1.92	3.85	1.92	1.92	0.00	0.00	38.46
	10.00	65.00	5.00	10.00	5.00	5.00	0.00	0.00	100.00
	100.00	43.33	20.00	66.67	16.67	16.67	0.00	0.00	38.46
3 X 2	0	0	0	0	2	0	0	0	2
	0.00	0.00	0.00	0.00	3.85	0.00	0.00	0.00	3.85
	0.00	0.00	0.00	0.00	100.00	0.00	0.00	0.00	100.00
	0.00	0.00	0.00	0.00	33.33	0.00	0.00	0.00	3.85
3 X 3	0	6	0	0	0	2	0	0	8
	0.00	11.54	0.00	0.00	0.00	3.85	0.00	0.00	15.38
	0.00	75.00	0.00	0.00	0.00	25.00	0.00	0.00	100.00
	0.00	20.00	0.00	0.00	0.00	33.33	0.00	0.00	15.38
4 X 3	0	3	0	1	0	0	0	0	4
	0.00	5.77	0.00	1.92	0.00	0.00	0.00	0.00	7.69
	0.00	75.00	0.00	25.00	0.00	0.00	0.00	0.00	100.00
	0.00	10.00	0.00	33.33	0.00	0.00	0.00	0.00	7.69
4 X 4	0	6	1	0	1	1	0	0	9
	0.00	11.54	1.92	0.00	1.92	1.92	0.00	0.00	17.31
	0.00	66.67	11.11	0.00	11.11	11.11	0.00	0.00	100.00
	0.00	20.00	20.00	0.00	16.67	16.67	0.00	0.00	17.31
5 X 3	0	0	0	0	0	1	0	0	1
	0.00	0.00	0.00	0.00	0.00	1.92	0.00	0.00	1.92
	0.00	0.00	0.00	0.00	0.00	100.00	0.00	0.00	100.00
	0.00	0.00	0.00	0.00	0.00	16.67	0.00	0.00	1.92
5 X 4	0	0	1	0	1	0	0	0	2
	0.00	0.00	1.92	0.00	1.92	0.00	0.00	0.00	3.85
	0.00	0.00	50.00	0.00	50.00	0.00	0.00	0.00	100.00
	0.00	0.00	20.00	0.00	16.67	0.00	0.00	0.00	3.85

1994 MULE DEER ANTLER STATISTICS BY TIME PERIOD

DISTRICT 291 (CONTINUED)

FREQ	09/01	10/23	10/30	11/06	11/13	11/20	11/28	UNKWN	TOTAL
TOT%	TO	TO	TO	TO	TO	TO	TO		
ROW%	10/22	10/29	11/05	11/12	11/19	11/27	01/15		
COL%									
5 X 5	0	1	0	0	1	1	0	0	3
	0.00	1.92	0.00	0.00	1.92	1.92	0.00	0.00	5.77
	0.00	33.33	0.00	0.00	33.33	33.33	0.00	0.00	100.00
	0.00	3.33	0.00	0.00	16.67	16.67	0.00	0.00	5.77
6 X 6	0	0	1	0	0	0	0	0	1
	0.00	0.00	1.92	0.00	0.00	0.00	0.00	0.00	1.92
	0.00	0.00	100.00	0.00	0.00	0.00	0.00	0.00	100.00
	0.00	0.00	20.00	0.00	0.00	0.00	0.00	0.00	1.92
TOTAL	2	30	5	3	6	6	0	0	52
ANTLRD	3.85	57.69	9.62	5.77	11.54	11.54	0.00	0.00	100.00
	3.85	57.69	9.62	5.77	11.54	11.54	0.00	0.00	100.00
	100.00	100.00	100.00	100.00	100.00	100.00	0.00	0.00	100.00

1994 MULE DEER ANTLER STATISTICS BY TIME PERIOD

DISTRICT 292

FREQ TOT% ROW% COL%	09/01 TO 10/22	10/23 TO 10/29	10/30 TO 11/05	11/06 TO 11/12	11/13 TO 11/19	11/20 TO 11/27	11/28 TO 01/15	UNKWN	TOTAL
ANTLSS	0 0.00 0.00 0.00	31 77.50 77.50 100.00	5 12.50 12.50 100.00	1 2.50 2.50 100.00	2 5.00 5.00 100.00	1 2.50 2.50 100.00	0 0.00 0.00 0.00	0 0.00 0.00 0.00	40 100.00 100.00 100.00
1 X 1	0 0.00 0.00 0.00	2 1.69 66.67 8.70	0 0.00 0.00 0.00	0 0.00 0.00 0.00	1 0.85 33.33 3.13	0 0.00 0.00 0.00	0 0.00 0.00 0.00	0 0.00 0.00 0.00	3 2.54 100.00 2.54
2 X 1	0 0.00 0.00 0.00	0 0.00 0.00 0.00	1 0.85 100.00 5.00	0 0.00 0.00 0.00	0 0.00 0.00 0.00	0 0.00 0.00 0.00	0 0.00 0.00 0.00	0 0.00 0.00 0.00	1 0.85 100.00 0.85
2 X 2	0 0.00 0.00 0.00	15 12.71 28.30 65.22	10 8.47 18.87 50.00	9 7.63 16.98 47.37	13 11.02 24.53 40.63	6 5.08 11.32 25.00	0 0.00 0.00 0.00	0 0.00 0.00 0.00	53 44.92 100.00 44.92
3 X 2	0 0.00 0.00 0.00	0 0.00 0.00 0.00	1 0.85 14.29 5.00	1 0.85 14.29 5.26	3 2.54 42.86 9.38	2 1.69 28.57 8.33	0 0.00 0.00 0.00	0 0.00 0.00 0.00	7 5.93 100.00 5.93
3 X 3	0 0.00 0.00 0.00	3 2.54 12.00 13.04	4 3.39 16.00 20.00	1 0.85 4.00 5.26	7 5.93 28.00 21.88	10 8.47 40.00 41.67	0 0.00 0.00 0.00	0 0.00 0.00 0.00	25 21.19 100.00 21.19
4 X 3	0 0.00 0.00 0.00	0 0.00 0.00 0.00	0 0.00 0.00 0.00	1 0.85 25.00 5.26	1 0.85 25.00 3.13	2 1.69 50.00 8.33	0 0.00 0.00 0.00	0 0.00 0.00 0.00	4 3.39 100.00 3.39
4 X 4	0 0.00 0.00 0.00	2 1.69 11.76 8.70	2 1.69 11.76 10.00	7 5.93 41.18 36.84	4 3.39 23.53 12.50	2 1.69 11.76 8.33	0 0.00 0.00 0.00	0 0.00 0.00 0.00	17 14.41 100.00 14.41
5 X 4	0 0.00 0.00 0.00	0 0.00 0.00 0.00	0 0.00 0.00 0.00	0 0.00 0.00 0.00	2 1.69 100.00 6.25	0 0.00 0.00 0.00	0 0.00 0.00 0.00	0 0.00 0.00 0.00	2 1.69 100.00 1.69

1994 MULE DEER ANTLER STATISTICS BY TIME PERIOD

DISTRICT 292 (CONTINUED)

FREQ	09/01	10/23	10/30	11/06	11/13	11/20	11/28	UNKWN	TOTAL
TOT%	TO	TO	TO	TO	TO	TO	TO		
ROW%	10/22	10/29	11/05	11/12	11/19	11/27	01/15		
COL%									
5 X 5	0	1	2	0	0	2	0	0	5
	0.00	0.85	1.69	0.00	0.00	1.69	0.00	0.00	4.24
	0.00	20.00	40.00	0.00	0.00	40.00	0.00	0.00	100.00
	0.00	4.35	10.00	0.00	0.00	8.33	0.00	0.00	4.24
6 X 4	0	0	0	0	1	0	0	0	1
	0.00	0.00	0.00	0.00	0.85	0.00	0.00	0.00	0.85
	0.00	0.00	0.00	0.00	100.00	0.00	0.00	0.00	100.00
	0.00	0.00	0.00	0.00	3.13	0.00	0.00	0.00	0.85
TOTAL	0	23	20	19	32	24	0	0	118
ANTLRD	0.00	19.49	16.95	16.10	27.12	20.34	0.00	0.00	100.00
	0.00	19.49	16.95	16.10	27.12	20.34	0.00	0.00	100.00
	0.00	100.00	100.00	100.00	100.00	100.00	0.00	0.00	100.00

1994 MULE DEER ANTLER STATISTICS BY TIME PERIOD

DISTRICT 293

FREQ	09/01	10/23	10/30	11/06	11/13	11/20	11/28	UNKWN	TOTAL
TOT%	TO	TO	TO	TO	TO	TO	TO		
ROW%	TO	TO	TO	TO	TO	TO	TO		
COL%	10/22	10/29	11/05	11/12	11/19	11/27	01/15		
ANTLSS	1	11	5	2	0	1	0	0	20
	5.00	55.00	25.00	10.00	0.00	5.00	0.00	0.00	100.00
	5.00	55.00	25.00	10.00	0.00	5.00	0.00	0.00	100.00
	100.00	100.00	100.00	100.00	0.00	100.00	0.00	0.00	100.00
1 X 1	0	2	1	1	0	0	0	0	4
	0.00	3.64	1.82	1.82	0.00	0.00	0.00	0.00	7.27
	0.00	50.00	25.00	25.00	0.00	0.00	0.00	0.00	100.00
	0.00	25.00	9.09	14.29	0.00	0.00	0.00	0.00	7.27
2 X 2	2	3	4	3	1	5	0	0	18
	3.64	5.45	7.27	5.45	1.82	9.09	0.00	0.00	32.73
	11.11	16.67	22.22	16.67	5.56	27.78	0.00	0.00	100.00
	66.67	37.50	36.36	42.86	9.09	33.33	0.00	0.00	32.73
3 X 2	1	0	2	0	0	0	0	0	3
	1.82	0.00	3.64	0.00	0.00	0.00	0.00	0.00	5.45
	33.33	0.00	66.67	0.00	0.00	0.00	0.00	0.00	100.00
	33.33	0.00	18.18	0.00	0.00	0.00	0.00	0.00	5.45
3 X 3	0	1	1	1	4	4	0	0	11
	0.00	1.82	1.82	1.82	7.27	7.27	0.00	0.00	20.00
	0.00	9.09	9.09	9.09	36.36	36.36	0.00	0.00	100.00
	0.00	12.50	9.09	14.29	36.36	26.67	0.00	0.00	20.00
4 X 3	0	1	0	1	2	2	0	0	6
	0.00	1.82	0.00	1.82	3.64	3.64	0.00	0.00	10.91
	0.00	16.67	0.00	16.67	33.33	33.33	0.00	0.00	100.00
	0.00	12.50	0.00	14.29	18.18	13.33	0.00	0.00	10.91
4 X 4	0	1	3	1	4	3	0	0	12
	0.00	1.82	5.45	1.82	7.27	5.45	0.00	0.00	21.82
	0.00	8.33	25.00	8.33	33.33	25.00	0.00	0.00	100.00
	0.00	12.50	27.27	14.29	36.36	20.00	0.00	0.00	21.82
5 X 5	0	0	0	0	0	1	0	0	1
	0.00	0.00	0.00	0.00	0.00	1.82	0.00	0.00	1.82
	0.00	0.00	0.00	0.00	0.00	100.00	0.00	0.00	100.00
	0.00	0.00	0.00	0.00	0.00	6.67	0.00	0.00	1.82
TOTAL ANTLRD	3	8	11	7	11	15	0	0	55
	5.45	14.55	20.00	12.73	20.00	27.27	0.00	0.00	100.00
	5.45	14.55	20.00	12.73	20.00	27.27	0.00	0.00	100.00
	100.00	100.00	100.00	100.00	100.00	100.00	0.00	0.00	100.00

1994 MULE DEER ANTLER STATISTICS BY TIME PERIOD

DISTRICT 2XX

FREQ	09/01	10/23	10/30	11/06	11/13	11/20	11/28	UNKWN	TOTAL
TOT%	TO	TO	TO	TO	TO	TO	TO		
ROW%	10/22	10/29	11/05	11/12	11/19	11/27	01/15		
COL%									
ANTLSS	0	1	0	0	0	1	0	0	2
	0.00	50.00	0.00	0.00	0.00	50.00	0.00	0.00	100.00
	0.00	50.00	0.00	0.00	0.00	50.00	0.00	0.00	100.00
	0.00	100.00	0.00	0.00	0.00	100.00	0.00	0.00	100.00
2 X 2	0	0	0	0	1	0	0	0	1
	0.00	0.00	0.00	0.00	25.00	0.00	0.00	0.00	25.00
	0.00	0.00	0.00	0.00	100.00	0.00	0.00	0.00	100.00
	0.00	0.00	0.00	0.00	100.00	0.00	0.00	0.00	25.00
3 X 3	0	0	0	0	0	1	0	0	1
	0.00	0.00	0.00	0.00	0.00	25.00	0.00	0.00	25.00
	0.00	0.00	0.00	0.00	0.00	100.00	0.00	0.00	100.00
	0.00	0.00	0.00	0.00	0.00	100.00	0.00	0.00	25.00
4 X 3	0	0	0	1	0	0	0	0	1
	0.00	0.00	0.00	25.00	0.00	0.00	0.00	0.00	25.00
	0.00	0.00	0.00	100.00	0.00	0.00	0.00	0.00	100.00
	0.00	0.00	0.00	100.00	0.00	0.00	0.00	0.00	25.00
5 X 5	0	0	0	0	0	0	0	1	1
	0.00	0.00	0.00	0.00	0.00	0.00	0.00	25.00	25.00
	0.00	0.00	0.00	0.00	0.00	0.00	0.00	100.00	100.00
	0.00	0.00	0.00	0.00	0.00	0.00	0.00	100.00	25.00
TOTAL ANTLRD	0	0	0	1	1	1	0	1	4
	0.00	0.00	0.00	25.00	25.00	25.00	0.00	25.00	100.00
	0.00	0.00	0.00	25.00	25.00	25.00	0.00	25.00	100.00
	0.00	0.00	0.00	100.00	100.00	100.00	0.00	100.00	100.00

1994 MULE DEER ANTLER STATISTICS BY TIME PERIOD

REGION 2

FREQ TOT% ROW% COL%	09/01 TO 10/22	10/23 TO 10/29	10/30 TO 11/05	11/06 TO 11/12	11/13 TO 11/19	11/20 TO 11/27	11/28 TO 01/15	UNKWN	TOTAL
ANTLSS	31 8.64 8.64 100.00	181 50.42 50.42 100.00	50 13.93 13.93 100.00	27 7.52 7.52 100.00	33 9.19 9.19 100.00	37 10.31 10.31 100.00	0 0.00 0.00 0.00	0 0.00 0.00 0.00	359 100.00 100.00 100.00
1 X 1	4 0.39 9.52 8.89	16 1.55 38.10 6.30	5 0.49 11.90 2.91	8 0.78 19.05 4.57	4 0.39 9.52 2.20	5 0.49 11.90 2.56	0 0.00 0.00 0.00	0 0.00 0.00 0.00	42 4.08 100.00 4.08
2 X -	0 0.00 0.00 0.00	0 0.00 0.00 0.00	1 0.10 100.00 0.58	0 0.00 0.00 0.00	0 0.00 0.00 0.00	0 0.00 0.00 0.00	0 0.00 0.00 0.00	0 0.00 0.00 0.00	1 0.10 100.00 0.10
2 X 1	0 0.00 0.00 0.00	7 0.68 41.18 2.76	3 0.29 17.65 1.74	3 0.29 17.65 1.71	2 0.19 11.76 1.10	2 0.19 11.76 1.03	0 0.00 0.00 0.00	0 0.00 0.00 0.00	17 1.65 100.00 1.65
2 X 2	20 1.94 5.59 44.44	102 9.90 28.49 40.16	64 6.21 17.88 37.21	57 5.53 15.92 32.57	58 5.63 16.20 31.87	54 5.24 15.08 27.69	1 0.10 0.28 33.33	2 0.19 0.56 50.00	358 34.76 100.00 34.76
3 X 1	0 0.00 0.00 0.00	1 0.10 100.00 0.39	0 0.00 0.00 0.00	0 0.00 0.00 0.00	0 0.00 0.00 0.00	0 0.00 0.00 0.00	0 0.00 0.00 0.00	0 0.00 0.00 0.00	1 0.10 100.00 0.10
3 X 2	4 0.39 6.45 8.89	13 1.26 20.97 5.12	16 1.55 25.81 9.30	7 0.68 11.29 4.00	13 1.26 20.97 7.14	9 0.87 14.52 4.62	0 0.00 0.00 0.00	0 0.00 0.00 0.00	62 6.02 100.00 6.02
3 X 3	5 0.49 2.69 11.11	40 3.88 21.51 15.75	28 2.72 15.05 16.28	36 3.50 19.35 20.57	34 3.30 18.28 18.68	43 4.17 23.12 22.05	0 0.00 0.00 0.00	0 0.00 0.00 0.00	186 18.06 100.00 18.06
4 X 2	0 0.00 0.00 0.00	0 0.00 0.00 0.00	0 0.00 0.00 0.00	2 0.19 100.00 1.14	0 0.00 0.00 0.00	0 0.00 0.00 0.00	0 0.00 0.00 0.00	0 0.00 0.00 0.00	2 0.19 100.00 0.19

1994 MULE DEER ANTLER STATISTICS BY TIME PERIOD

REGION 2 (CONTINUED)

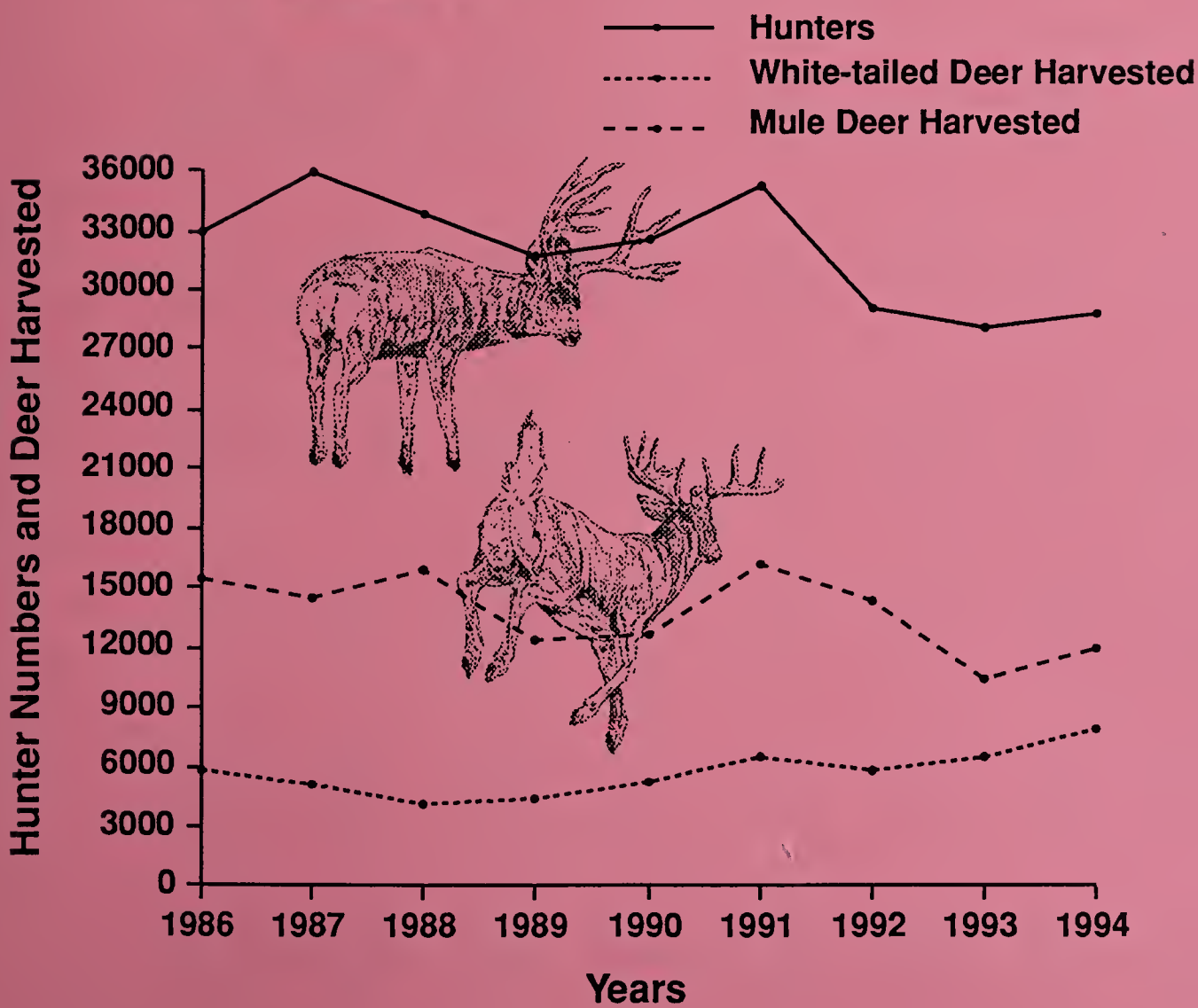
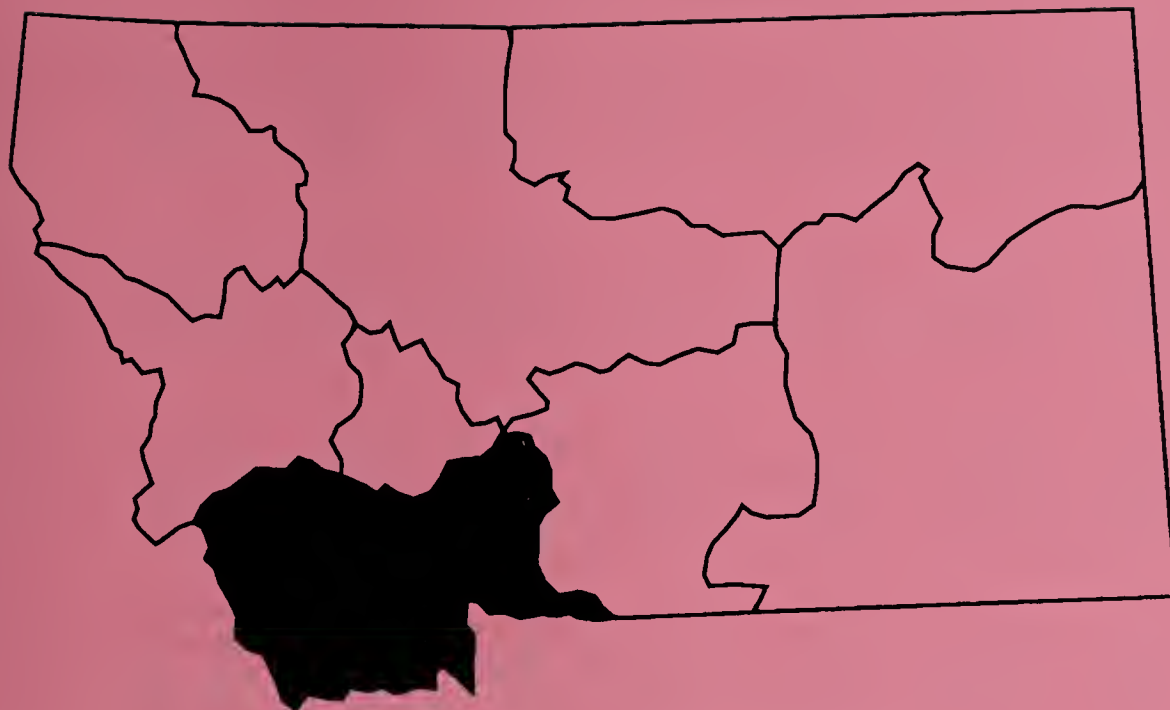
FREQ	09/01	10/23	10/30	11/06	11/13	11/20	11/28	UNKWN	TOTAL
TOT%	TO	TO	TO	TO	TO	TO	TO		
ROW%	10/22	10/29	11/05	11/12	11/19	11/27	01/15		
COL%									
4 X 3	3	21	6	15	9	10	0	0	64
	0.29	2.04	0.58	1.46	0.87	0.97	0.00	0.00	6.21
	4.69	32.81	9.38	23.44	14.06	15.63	0.00	0.00	100.00
	6.67	8.27	3.49	8.57	4.95	5.13	0.00	0.00	6.21
4 X 4	6	36	31	29	36	46	2	0	186
	0.58	3.50	3.01	2.82	3.50	4.47	0.19	0.00	18.06
	3.23	19.35	16.67	15.59	19.35	24.73	1.08	0.00	100.00
	13.33	14.17	18.02	16.57	19.78	23.59	66.67	0.00	18.06
5 X 3	0	2	0	0	2	1	0	0	5
	0.00	0.19	0.00	0.00	0.19	0.10	0.00	0.00	0.49
	0.00	40.00	0.00	0.00	40.00	20.00	0.00	0.00	100.00
	0.00	0.79	0.00	0.00	1.10	0.51	0.00	0.00	0.49
5 X 4	0	7	3	8	10	7	0	0	35
	0.00	0.68	0.29	0.78	0.97	0.68	0.00	0.00	3.40
	0.00	20.00	8.57	22.86	28.57	20.00	0.00	0.00	100.00
	0.00	2.76	1.74	4.57	5.49	3.59	0.00	0.00	3.40
5 X 5	2	6	11	7	11	14	0	2	53
	0.19	0.58	1.07	0.68	1.07	1.36	0.00	0.19	5.15
	3.77	11.32	20.75	13.21	20.75	26.42	0.00	3.77	100.00
	4.44	2.36	6.40	4.00	6.04	7.18	0.00	50.00	5.15
6 X 4	0	1	0	0	1	0	0	0	2
	0.00	0.10	0.00	0.00	0.10	0.00	0.00	0.00	0.19
	0.00	50.00	0.00	0.00	50.00	0.00	0.00	0.00	100.00
	0.00	0.39	0.00	0.00	0.55	0.00	0.00	0.00	0.19
6 X 5	0	1	1	1	0	4	0	0	7
	0.00	0.10	0.10	0.10	0.00	0.39	0.00	0.00	0.68
	0.00	14.29	14.29	14.29	0.00	57.14	0.00	0.00	100.00
	0.00	0.39	0.58	0.57	0.00	2.05	0.00	0.00	0.68
6 X 6	0	0	1	0	2	0	0	0	3
	0.00	0.00	0.10	0.00	0.19	0.00	0.00	0.00	0.29
	0.00	0.00	33.33	0.00	66.67	0.00	0.00	0.00	100.00
	0.00	0.00	0.58	0.00	1.10	0.00	0.00	0.00	0.29
7 X 5	0	0	0	2	0	0	0	0	2
	0.00	0.00	0.00	0.19	0.00	0.00	0.00	0.00	0.19
	0.00	0.00	0.00	100.00	0.00	0.00	0.00	0.00	100.00
	0.00	0.00	0.00	1.14	0.00	0.00	0.00	0.00	0.19

COMPARISON OF THE EFFECTS OF
DIFFERENT TYPES OF FERTILIZERS
ON THE GROWTH OF WHEAT

Fertilizer Type	Nitrogen (kg/ha)	Phosphorus (kg/ha)	Potassium (kg/ha)	Plant Height (cm)		Grain Yield (kg/ha)	
				At Anthesis	At Harvest	At Anthesis	At Harvest
Chemical Fertilizer	0	0	0	110	145	1500	2800
	100	50	50	125	160	2200	4500
Organic Fertilizer	0	0	0	105	140	1400	2600
	100	50	50	115	155	1900	4000
Bio-fertilizer	0	0	0	100	135	1300	2400
	100	50	50	110	145	1700	3500

REGION 3

DEER





1994 MULE DEER ANTLER STATISTICS BY TIME PERIOD

DISTRICT 300

FREQ TOT% ROW% COL%	09/01 TO 10/22	10/23 TO 10/29	10/30 TO 11/05	11/06 TO 11/12	11/13 TO 11/19	11/20 TO 11/27	11/28 TO 01/15	UNKWN	TOTAL
ANTLSS	0 0.00 0.00 0.00	12 40.00 40.00 100.00	4 13.33 13.33 100.00	7 23.33 23.33 100.00	2 6.67 6.67 100.00	5 16.67 16.67 100.00	0 0.00 0.00 0.00	0 0.00 0.00 0.00	30 100.00 100.00 100.00
1 X 1	0 0.00 0.00 0.00	1 4.00 100.00 7.69	0 0.00 0.00 0.00	0 0.00 0.00 0.00	0 0.00 0.00 0.00	0 0.00 0.00 0.00	0 0.00 0.00 0.00	0 0.00 0.00 0.00	1 4.00 100.00 4.00
2 X 2	0 0.00 0.00 0.00	3 12.00 37.50 23.08	0 0.00 0.00 0.00	1 4.00 12.50 50.00	1 4.00 12.50 100.00	3 12.00 37.50 42.86	0 0.00 0.00 0.00	0 0.00 0.00 0.00	8 32.00 100.00 32.00
3 X 2	0 0.00 0.00 0.00	2 8.00 100.00 15.38	0 0.00 0.00 0.00	0 0.00 0.00 0.00	0 0.00 0.00 0.00	0 0.00 0.00 0.00	0 0.00 0.00 0.00	0 0.00 0.00 0.00	2 8.00 100.00 8.00
3 X 3	0 0.00 0.00 0.00	2 8.00 40.00 15.38	1 4.00 20.00 100.00	0 0.00 0.00 0.00	0 0.00 0.00 0.00	1 4.00 20.00 14.29	1 4.00 20.00 100.00	0 0.00 0.00 0.00	5 20.00 100.00 20.00
4 X 3	0 0.00 0.00 0.00	1 4.00 100.00 7.69	0 0.00 0.00 0.00	0 0.00 0.00 0.00	0 0.00 0.00 0.00	0 0.00 0.00 0.00	0 0.00 0.00 0.00	0 0.00 0.00 0.00	1 4.00 100.00 4.00
4 X 4	0 0.00 0.00 0.00	2 8.00 40.00 15.38	0 0.00 0.00 0.00	0 0.00 0.00 0.00	0 0.00 0.00 0.00	3 12.00 60.00 42.86	0 0.00 0.00 0.00	0 0.00 0.00 0.00	5 20.00 100.00 20.00
5 X 4	0 0.00 0.00 0.00	0 0.00 0.00 0.00	0 0.00 0.00 0.00	1 4.00 100.00 50.00	0 0.00 0.00 0.00	0 0.00 0.00 0.00	0 0.00 0.00 0.00	0 0.00 0.00 0.00	1 4.00 100.00 4.00
5 X 5	0 0.00 0.00 0.00	1 4.00 100.00 7.69	0 0.00 0.00 0.00	0 0.00 0.00 0.00	0 0.00 0.00 0.00	0 0.00 0.00 0.00	0 0.00 0.00 0.00	0 0.00 0.00 0.00	1 4.00 100.00 4.00

1994 MULE DEER ANTLER STATISTICS BY TIME PERIOD

DISTRICT 300 (CONTINUED)

FREQ	09/01	10/23	10/30	11/06	11/13	11/20	11/28	UNKWN	TOTAL
TOT%	TO	TO	TO	TO	TO	TO	TO		
ROW%	10/22	10/29	11/05	11/12	11/19	11/27	01/15		
COL%									
8 X 6	0	1	0	0	0	0	0	0	1
	0.00	4.00	0.00	0.00	0.00	0.00	0.00	0.00	4.00
	0.00	100.00	0.00	0.00	0.00	0.00	0.00	0.00	100.00
	0.00	7.69	0.00	0.00	0.00	0.00	0.00	0.00	4.00
TOTAL	0	13	1	2	1	7	1	0	25
ANTLRD	0.00	52.00	4.00	8.00	4.00	28.00	4.00	0.00	100.00
	0.00	52.00	4.00	8.00	4.00	28.00	4.00	0.00	100.00
	0.00	100.00	100.00	100.00	100.00	100.00	100.00	0.00	100.00

1994 MULE DEER ANTLER STATISTICS BY TIME PERIOD

DISTRICT 301

FREQ	09/01	10/23	10/30	11/06	11/13	11/20	11/28	UNKWN	TOTAL
TOT%	TO	TO	TO	TO	TO	TO	TO		
ROW%	10/22	10/29	11/05	11/12	11/19	11/27	01/15		
COL%									
ANTLSS	4	1	4	3	1	1	0	0	14
	28.57	7.14	28.57	21.43	7.14	7.14	0.00	0.00	100.00
	28.57	7.14	28.57	21.43	7.14	7.14	0.00	0.00	100.00
	100.00	100.00	100.00	100.00	100.00	100.00	0.00	0.00	100.00
1 X 1	0	0	0	0	1	0	0	0	1
	0.00	0.00	0.00	0.00	1.72	0.00	0.00	0.00	1.72
	0.00	0.00	0.00	0.00	100.00	0.00	0.00	0.00	100.00
	0.00	0.00	0.00	0.00	9.09	0.00	0.00	0.00	1.72
2 X 1	1	1	0	0	0	0	0	0	2
	1.72	1.72	0.00	0.00	0.00	0.00	0.00	0.00	3.45
	50.00	50.00	0.00	0.00	0.00	0.00	0.00	0.00	100.00
	16.67	10.00	0.00	0.00	0.00	0.00	0.00	0.00	3.45
2 X 2	2	4	5	5	5	5	0	0	26
	3.45	6.90	8.62	8.62	8.62	8.62	0.00	0.00	44.83
	7.69	15.38	19.23	19.23	19.23	19.23	0.00	0.00	100.00
	33.33	40.00	45.45	83.33	45.45	35.71	0.00	0.00	44.83
3 X 2	1	0	1	0	0	1	0	0	3
	1.72	0.00	1.72	0.00	0.00	1.72	0.00	0.00	5.17
	33.33	0.00	33.33	0.00	0.00	33.33	0.00	0.00	100.00
	16.67	0.00	9.09	0.00	0.00	7.14	0.00	0.00	5.17
3 X 3	2	0	3	0	3	1	0	0	9
	3.45	0.00	5.17	0.00	5.17	1.72	0.00	0.00	15.52
	22.22	0.00	33.33	0.00	33.33	11.11	0.00	0.00	100.00
	33.33	0.00	27.27	0.00	27.27	7.14	0.00	0.00	15.52
4 X 2	0	0	0	0	0	1	0	0	1
	0.00	0.00	0.00	0.00	0.00	1.72	0.00	0.00	1.72
	0.00	0.00	0.00	0.00	0.00	100.00	0.00	0.00	100.00
	0.00	0.00	0.00	0.00	0.00	7.14	0.00	0.00	1.72
4 X 3	0	1	0	0	0	1	0	0	2
	0.00	1.72	0.00	0.00	0.00	1.72	0.00	0.00	3.45
	0.00	50.00	0.00	0.00	0.00	50.00	0.00	0.00	100.00
	0.00	10.00	0.00	0.00	0.00	7.14	0.00	0.00	3.45
4 X 4	0	4	2	0	1	4	0	0	11
	0.00	6.90	3.45	0.00	1.72	6.90	0.00	0.00	18.97
	0.00	36.36	18.18	0.00	9.09	36.36	0.00	0.00	100.00
	0.00	40.00	18.18	0.00	9.09	28.57	0.00	0.00	18.97

1994 MULE DEER ANTLER STATISTICS BY TIME PERIOD

DISTRICT 301 (CONTINUED)

FREQ	09/01	10/23	10/30	11/06	11/13	11/20	11/28	UNKWN	TOTAL
TOT%	TO	TO	TO	TO	TO	TO	TO		
ROW%	10/22	10/29	11/05	11/12	11/19	11/27	01/15		
COL%									
5 X 5	0	0	0	1	1	1	0	0	3
	0.00	0.00	0.00	1.72	1.72	1.72	0.00	0.00	5.17
	0.00	0.00	0.00	33.33	33.33	33.33	0.00	0.00	100.00
	0.00	0.00	0.00	16.67	9.09	7.14	0.00	0.00	5.17
TOTAL	6	10	11	6	11	14	0	0	58
ANTLRD	10.34	17.24	18.97	10.34	18.97	24.14	0.00	0.00	100.00
	10.34	17.24	18.97	10.34	18.97	24.14	0.00	0.00	100.00
	100.00	100.00	100.00	100.00	100.00	100.00	0.00	0.00	100.00

1994 MULE DEER ANTLER STATISTICS BY TIME PERIOD

DISTRICT 302

FREQ	09/01	10/23	10/30	11/06	11/13	11/20	11/28	UNKWN	TOTAL
TOT%	TO	TO	TO	TO	TO	TO	TO		
ROW%	10/22	10/29	11/05	11/12	11/19	11/27	01/15		
COL%									
ANTLSS	0	9	3	3	3	1	1	0	20
	0.00	45.00	15.00	15.00	15.00	5.00	5.00	0.00	100.00
	0.00	45.00	15.00	15.00	15.00	5.00	5.00	0.00	100.00
	0.00	100.00	100.00	100.00	100.00	100.00	100.00	0.00	100.00
2 X -	0	0	0	0	0	1	0	0	1
	0.00	0.00	0.00	0.00	0.00	4.17	0.00	0.00	4.17
	0.00	0.00	0.00	0.00	0.00	100.00	0.00	0.00	100.00
	0.00	0.00	0.00	0.00	0.00	14.29	0.00	0.00	4.17
2 X 2	0	3	1	2	0	2	0	1	9
	0.00	12.50	4.17	8.33	0.00	8.33	0.00	4.17	37.50
	0.00	33.33	11.11	22.22	0.00	22.22	0.00	11.11	100.00
	0.00	60.00	25.00	50.00	0.00	28.57	0.00	100.00	37.50
3 X 2	0	1	1	0	0	1	0	0	3
	0.00	4.17	4.17	0.00	0.00	4.17	0.00	0.00	12.50
	0.00	33.33	33.33	0.00	0.00	33.33	0.00	0.00	100.00
	0.00	20.00	25.00	0.00	0.00	14.29	0.00	0.00	12.50
3 X 3	0	0	1	1	3	0	0	0	5
	0.00	0.00	4.17	4.17	12.50	0.00	0.00	0.00	20.83
	0.00	0.00	20.00	20.00	60.00	0.00	0.00	0.00	100.00
	0.00	0.00	25.00	25.00	100.00	0.00	0.00	0.00	20.83
4 X 2	0	0	0	1	0	0	0	0	1
	0.00	0.00	0.00	4.17	0.00	0.00	0.00	0.00	4.17
	0.00	0.00	0.00	100.00	0.00	0.00	0.00	0.00	100.00
	0.00	0.00	0.00	25.00	0.00	0.00	0.00	0.00	4.17
4 X 3	0	0	1	0	0	0	0	0	1
	0.00	0.00	4.17	0.00	0.00	0.00	0.00	0.00	4.17
	0.00	0.00	100.00	0.00	0.00	0.00	0.00	0.00	100.00
	0.00	0.00	25.00	0.00	0.00	0.00	0.00	0.00	4.17
4 X 4	0	1	0	0	0	2	0	0	3
	0.00	4.17	0.00	0.00	0.00	8.33	0.00	0.00	12.50
	0.00	33.33	0.00	0.00	0.00	66.67	0.00	0.00	100.00
	0.00	20.00	0.00	0.00	0.00	28.57	0.00	0.00	12.50
5 X 4	0	0	0	0	0	1	0	0	1
	0.00	0.00	0.00	0.00	0.00	4.17	0.00	0.00	4.17
	0.00	0.00	0.00	0.00	0.00	100.00	0.00	0.00	100.00
	0.00	0.00	0.00	0.00	0.00	14.29	0.00	0.00	4.17

1994 MULE DEER ANTLER STATISTICS BY TIME PERIOD

DISTRICT 302 (CONTINUED)

FREQ	09/01	10/23	10/30	11/06	11/13	11/20	11/28	UNKWN	TOTAL
TOT%	TO	TO	TO	TO	TO	TO	TO		
ROW%	10/22	10/29	11/05	11/12	11/19	11/27	01/15		
COL%									
TOTAL	0	5	4	4	3	7	0	1	24
ANTLRD	0.00	20.83	16.67	16.67	12.50	29.17	0.00	4.17	100.00
	0.00	20.83	16.67	16.67	12.50	29.17	0.00	4.17	100.00
	0.00	100.00	100.00	100.00	100.00	100.00	0.00	100.00	100.00

1994 MULE DEER ANTLER STATISTICS BY TIME PERIOD

DISTRICT 310

FREQ	09/01	10/23	10/30	11/06	11/13	11/20	11/28	UNKWN	TOTAL
TOT%	TO	TO	TO	TO	TO	TO	TO		
ROW%	10/22	10/29	11/05	11/12	11/19	11/27	01/15		
COL%									
ANTLSS	0	0	0	0	0	0	0	0	0
	0.00	0.00	0.00	0.00	0.00	0.00	0.00	0.00	0.00
	0.00	0.00	0.00	0.00	0.00	0.00	0.00	0.00	0.00
	0.00	0.00	0.00	0.00	0.00	0.00	0.00	0.00	0.00
2 X 2	0	0	0	1	1	1	0	0	3
	0.00	0.00	0.00	16.67	16.67	16.67	0.00	0.00	50.00
	0.00	0.00	0.00	33.33	33.33	33.33	0.00	0.00	100.00
	0.00	0.00	0.00	50.00	33.33	100.00	0.00	0.00	50.00
4 X 3	0	0	0	0	1	0	0	0	1
	0.00	0.00	0.00	0.00	16.67	0.00	0.00	0.00	16.67
	0.00	0.00	0.00	0.00	100.00	0.00	0.00	0.00	100.00
	0.00	0.00	0.00	0.00	33.33	0.00	0.00	0.00	16.67
4 X 4	0	0	0	1	1	0	0	0	2
	0.00	0.00	0.00	16.67	16.67	0.00	0.00	0.00	33.33
	0.00	0.00	0.00	50.00	50.00	0.00	0.00	0.00	100.00
	0.00	0.00	0.00	50.00	33.33	0.00	0.00	0.00	33.33
TOTAL	0	0	0	2	3	1	0	0	6
ANTLRD	0.00	0.00	0.00	33.33	50.00	16.67	0.00	0.00	100.00
	0.00	0.00	0.00	33.33	50.00	16.67	0.00	0.00	100.00
	0.00	0.00	0.00	100.00	100.00	100.00	0.00	0.00	100.00

1994 MULE DEER ANTLER STATISTICS BY TIME PERIOD

DISTRICT 311

FREQ	09/01	10/23	10/30	11/06	11/13	11/20	11/28	UNKWN	TOTAL
TOT%	TO	TO	TO	TO	TO	TO	TO		
ROW%	10/22	10/29	11/05	11/12	11/19	11/27	01/15		
COL%									
ANTLSS	1	2	8	16	10	14	0	0	51
	1.96	3.92	15.69	31.37	19.61	27.45	0.00	0.00	100.00
	1.96	3.92	15.69	31.37	19.61	27.45	0.00	0.00	100.00
	100.00	100.00	100.00	100.00	100.00	100.00	0.00	0.00	100.00
1 X 1	0	0	0	0	0	5	0	0	5
	0.00	0.00	0.00	0.00	0.00	5.32	0.00	0.00	5.32
	0.00	0.00	0.00	0.00	0.00	100.00	0.00	0.00	100.00
	0.00	0.00	0.00	0.00	0.00	18.52	0.00	0.00	5.32
2 X 1	0	0	0	0	0	1	0	0	1
	0.00	0.00	0.00	0.00	0.00	1.06	0.00	0.00	1.06
	0.00	0.00	0.00	0.00	0.00	100.00	0.00	0.00	100.00
	0.00	0.00	0.00	0.00	0.00	3.70	0.00	0.00	1.06
2 X 2	0	5	5	5	4	9	0	0	28
	0.00	5.32	5.32	5.32	4.26	9.57	0.00	0.00	29.79
	0.00	17.86	17.86	17.86	14.29	32.14	0.00	0.00	100.00
	0.00	25.00	27.78	29.41	33.33	33.33	0.00	0.00	29.79
3 X 2	0	2	0	2	0	0	0	0	4
	0.00	2.13	0.00	2.13	0.00	0.00	0.00	0.00	4.26
	0.00	50.00	0.00	50.00	0.00	0.00	0.00	0.00	100.00
	0.00	10.00	0.00	11.76	0.00	0.00	0.00	0.00	4.26
3 X 3	0	2	5	1	3	5	0	0	16
	0.00	2.13	5.32	1.06	3.19	5.32	0.00	0.00	17.02
	0.00	12.50	31.25	6.25	18.75	31.25	0.00	0.00	100.00
	0.00	10.00	27.78	5.88	25.00	18.52	0.00	0.00	17.02
4 X 1	0	0	0	0	1	0	0	0	1
	0.00	0.00	0.00	0.00	1.06	0.00	0.00	0.00	1.06
	0.00	0.00	0.00	0.00	100.00	0.00	0.00	0.00	100.00
	0.00	0.00	0.00	0.00	8.33	0.00	0.00	0.00	1.06
4 X 3	0	0	0	0	0	3	0	0	3
	0.00	0.00	0.00	0.00	0.00	3.19	0.00	0.00	3.19
	0.00	0.00	0.00	0.00	0.00	100.00	0.00	0.00	100.00
	0.00	0.00	0.00	0.00	0.00	11.11	0.00	0.00	3.19
4 X 4	0	7	6	7	3	1	0	0	24
	0.00	7.45	6.38	7.45	3.19	1.06	0.00	0.00	25.53
	0.00	29.17	25.00	29.17	12.50	4.17	0.00	0.00	100.00
	0.00	35.00	33.33	41.18	25.00	3.70	0.00	0.00	25.53

1994 MULE DEER ANTLER STATISTICS BY TIME PERIOD

DISTRICT 311 (CONTINUED)

FREQ	09/01	10/23	10/30	11/06	11/13	11/20	11/28	UNKWN	TOTAL
TOT%	TO	TO	TO	TO	TO	TO	TO		
ROW%	10/22	10/29	11/05	11/12	11/19	11/27	01/15		
COL%									
5 X 4	0	0	1	1	0	1	0	0	3
	0.00	0.00	1.06	1.06	0.00	1.06	0.00	0.00	3.19
	0.00	0.00	33.33	33.33	0.00	33.33	0.00	0.00	100.00
	0.00	0.00	5.56	5.88	0.00	3.70	0.00	0.00	3.19
5 X 5	0	4	1	1	1	2	0	0	9
	0.00	4.26	1.06	1.06	1.06	2.13	0.00	0.00	9.57
	0.00	44.44	11.11	11.11	11.11	22.22	0.00	0.00	100.00
	0.00	20.00	5.56	5.88	8.33	7.41	0.00	0.00	9.57
TOTAL	0	20	18	17	12	27	0	0	94
ANTLRD	0.00	21.28	19.15	18.09	12.77	28.72	0.00	0.00	100.00
	0.00	21.28	19.15	18.09	12.77	28.72	0.00	0.00	100.00
	0.00	100.00	100.00	100.00	100.00	100.00	0.00	0.00	100.00

1994 MULE DEER ANTLER STATISTICS BY TIME PERIOD

DISTRICT 312

FREQ	09/01	10/23	10/30	11/06	11/13	11/20	11/28	UNKWN	TOTAL
TOT%	TO	TO	TO	TO	TO	TO	TO		
ROW%	10/22	10/29	11/05	11/12	11/19	11/27	01/15		
COL%									
ANTLSS	5	16	12	15	15	7	0	0	70
	7.14	22.86	17.14	21.43	21.43	10.00	0.00	0.00	100.00
	7.14	22.86	17.14	21.43	21.43	10.00	0.00	0.00	100.00
	100.00	100.00	100.00	100.00	100.00	100.00	0.00	0.00	100.00
1 X 1	0	2	1	2	1	3	0	0	9
	0.00	1.87	0.93	1.87	0.93	2.80	0.00	0.00	8.41
	0.00	22.22	11.11	22.22	11.11	33.33	0.00	0.00	100.00
	0.00	8.70	4.00	7.41	7.14	16.67	0.00	0.00	8.41
2 X 2	0	6	8	7	5	8	0	0	34
	0.00	5.61	7.48	6.54	4.67	7.48	0.00	0.00	31.78
	0.00	17.65	23.53	20.59	14.71	23.53	0.00	0.00	100.00
	0.00	26.09	32.00	25.93	35.71	44.44	0.00	0.00	31.78
3 X 2	0	0	1	4	0	0	0	0	5
	0.00	0.00	0.93	3.74	0.00	0.00	0.00	0.00	4.67
	0.00	0.00	20.00	80.00	0.00	0.00	0.00	0.00	100.00
	0.00	0.00	4.00	14.81	0.00	0.00	0.00	0.00	4.67
3 X 3	0	6	5	6	3	1	0	0	21
	0.00	5.61	4.67	5.61	2.80	0.93	0.00	0.00	19.63
	0.00	28.57	23.81	28.57	14.29	4.76	0.00	0.00	100.00
	0.00	26.09	20.00	22.22	21.43	5.56	0.00	0.00	19.63
4 X 2	0	0	0	0	0	1	0	0	1
	0.00	0.00	0.00	0.00	0.00	0.93	0.00	0.00	0.93
	0.00	0.00	0.00	0.00	0.00	100.00	0.00	0.00	100.00
	0.00	0.00	0.00	0.00	0.00	5.56	0.00	0.00	0.93
4 X 3	0	0	1	2	0	0	0	0	3
	0.00	0.00	0.93	1.87	0.00	0.00	0.00	0.00	2.80
	0.00	0.00	33.33	66.67	0.00	0.00	0.00	0.00	100.00
	0.00	0.00	4.00	7.41	0.00	0.00	0.00	0.00	2.80
4 X 4	0	6	6	4	2	2	0	0	20
	0.00	5.61	5.61	3.74	1.87	1.87	0.00	0.00	18.69
	0.00	30.00	30.00	20.00	10.00	10.00	0.00	0.00	100.00
	0.00	26.09	24.00	14.81	14.29	11.11	0.00	0.00	18.69
5 X 4	0	1	1	0	1	0	0	0	3
	0.00	0.93	0.93	0.00	0.93	0.00	0.00	0.00	2.80
	0.00	33.33	33.33	0.00	33.33	0.00	0.00	0.00	100.00
	0.00	4.35	4.00	0.00	7.14	0.00	0.00	0.00	2.80

1994 MULE DEER ANTLER STATISTICS BY TIME PERIOD

DISTRICT 312 (CONTINUED)

FREQ	09/01	10/23	10/30	11/06	11/13	11/20	11/28	UNKWN	TOTAL
TOT%	TO	TO	TO	TO	TO	TO	TO		
ROW%	10/22	10/29	11/05	11/12	11/19	11/27	01/15		
COL%									
5 X 5	0	0	1	2	2	2	0	0	7
	0.00	0.00	0.93	1.87	1.87	1.87	0.00	0.00	6.54
	0.00	0.00	14.29	28.57	28.57	28.57	0.00	0.00	100.00
	0.00	0.00	4.00	7.41	14.29	11.11	0.00	0.00	6.54
6 X 5	0	0	1	0	0	1	0	0	2
	0.00	0.00	0.93	0.00	0.00	0.93	0.00	0.00	1.87
	0.00	0.00	50.00	0.00	0.00	50.00	0.00	0.00	100.00
	0.00	0.00	4.00	0.00	0.00	5.56	0.00	0.00	1.87
6 X 6	0	1	0	0	0	0	0	0	1
	0.00	0.93	0.00	0.00	0.00	0.00	0.00	0.00	0.93
	0.00	100.00	0.00	0.00	0.00	0.00	0.00	0.00	100.00
	0.00	4.35	0.00	0.00	0.00	0.00	0.00	0.00	0.93
7 X 5	0	1	0	0	0	0	0	0	1
	0.00	0.93	0.00	0.00	0.00	0.00	0.00	0.00	0.93
	0.00	100.00	0.00	0.00	0.00	0.00	0.00	0.00	100.00
	0.00	4.35	0.00	0.00	0.00	0.00	0.00	0.00	0.93
TOTAL	0	23	25	27	14	18	0	0	107
ANTLRD	0.00	21.50	23.36	25.23	13.08	16.82	0.00	0.00	100.00
	0.00	21.50	23.36	25.23	13.08	16.82	0.00	0.00	100.00
	0.00	100.00	100.00	100.00	100.00	100.00	0.00	0.00	100.00

1994 MULE DEER ANTLER STATISTICS BY TIME PERIOD

DISTRICT 313

FREQ	09/01	10/23	10/30	11/06	11/13	11/20	11/28	UNKWN	TOTAL
TOT%	TO	TO	TO	TO	TO	TO	TO		
ROW%	10/22	10/29	11/05	11/12	11/19	11/27	01/15		
COL%									
ANTLSS	3	16	10	9	8	11	0	1	58
	5.17	27.59	17.24	15.52	13.79	18.97	0.00	1.72	100.00
	5.17	27.59	17.24	15.52	13.79	18.97	0.00	1.72	100.00
	100.00	100.00	100.00	100.00	100.00	100.00	0.00	100.00	100.00
1 X 1	0	1	0	0	0	0	0	0	1
	0.00	1.72	0.00	0.00	0.00	0.00	0.00	0.00	1.72
	0.00	100.00	0.00	0.00	0.00	0.00	0.00	0.00	100.00
	0.00	7.14	0.00	0.00	0.00	0.00	0.00	0.00	1.72
2 X 2	0	1	5	5	2	2	0	0	15
	0.00	1.72	8.62	8.62	3.45	3.45	0.00	0.00	25.86
	0.00	6.67	33.33	33.33	13.33	13.33	0.00	0.00	100.00
	0.00	7.14	38.46	35.71	25.00	25.00	0.00	0.00	25.86
3 X 2	0	2	0	0	0	0	0	0	2
	0.00	3.45	0.00	0.00	0.00	0.00	0.00	0.00	3.45
	0.00	100.00	0.00	0.00	0.00	0.00	0.00	0.00	100.00
	0.00	14.29	0.00	0.00	0.00	0.00	0.00	0.00	3.45
3 X 3	0	5	0	2	0	1	0	0	8
	0.00	8.62	0.00	3.45	0.00	1.72	0.00	0.00	13.79
	0.00	62.50	0.00	25.00	0.00	12.50	0.00	0.00	100.00
	0.00	35.71	0.00	14.29	0.00	12.50	0.00	0.00	13.79
4 X 3	1	2	3	1	0	3	0	0	10
	1.72	3.45	5.17	1.72	0.00	5.17	0.00	0.00	17.24
	10.00	20.00	30.00	10.00	0.00	30.00	0.00	0.00	100.00
	100.00	14.29	23.08	7.14	0.00	37.50	0.00	0.00	17.24
4 X 4	0	2	4	5	5	1	0	0	17
	0.00	3.45	6.90	8.62	8.62	1.72	0.00	0.00	29.31
	0.00	11.76	23.53	29.41	29.41	5.88	0.00	0.00	100.00
	0.00	14.29	30.77	35.71	62.50	12.50	0.00	0.00	29.31
5 X -	0	0	1	0	0	0	0	0	1
	0.00	0.00	1.72	0.00	0.00	0.00	0.00	0.00	1.72
	0.00	0.00	100.00	0.00	0.00	0.00	0.00	0.00	100.00
	0.00	0.00	7.69	0.00	0.00	0.00	0.00	0.00	1.72
5 X 5	0	1	0	1	0	1	0	0	3
	0.00	1.72	0.00	1.72	0.00	1.72	0.00	0.00	5.17
	0.00	33.33	0.00	33.33	0.00	33.33	0.00	0.00	100.00
	0.00	7.14	0.00	7.14	0.00	12.50	0.00	0.00	5.17

1994 MULE DEER ANTLER STATISTICS BY TIME PERIOD

DISTRICT 313 (CONTINUED)

FREQ	09/01	10/23	10/30	11/06	11/13	11/20	11/28	UNKWN	TOTAL
TOT%	TO	TO	TO	TO	TO	TO	TO		
ROW%	10/22	10/29	11/05	11/12	11/19	11/27	01/15		
COL%									
6 X 6	0	0	0	0	1	0	0	0	1
	0.00	0.00	0.00	0.00	1.72	0.00	0.00	0.00	1.72
	0.00	0.00	0.00	0.00	100.00	0.00	0.00	0.00	100.00
	0.00	0.00	0.00	0.00	12.50	0.00	0.00	0.00	1.72
TOTAL	1	14	13	14	8	8	0	0	58
ANTLRD	1.72	24.14	22.41	24.14	13.79	13.79	0.00	0.00	100.00
	1.72	24.14	22.41	24.14	13.79	13.79	0.00	0.00	100.00
	100.00	100.00	100.00	100.00	100.00	100.00	0.00	0.00	100.00

1994 MULE DEER ANTLER STATISTICS BY TIME PERIOD

DISTRICT 314

FREQ	09/01	10/23	10/30	11/06	11/13	11/20	11/28	UNKWN	TOTAL
TOT%	TO	TO	TO	TO	TO	TO	TO		
ROW%	10/22	10/29	11/05	11/12	11/19	11/27	01/15		
COL%									
ANTLSS	3	11	5	11	7	19	1	0	57
	5.26	19.30	8.77	19.30	12.28	33.33	1.75	0.00	100.00
	5.26	19.30	8.77	19.30	12.28	33.33	1.75	0.00	100.00
	100.00	100.00	100.00	100.00	100.00	100.00	100.00	0.00	100.00
1 X 1	0	0	0	0	0	1	0	0	1
	0.00	0.00	0.00	0.00	0.00	0.85	0.00	0.00	0.85
	0.00	0.00	0.00	0.00	0.00	100.00	0.00	0.00	100.00
	0.00	0.00	0.00	0.00	0.00	2.78	0.00	0.00	0.85
2 X 2	1	5	3	4	7	14	0	0	34
	0.85	4.27	2.56	3.42	5.98	11.97	0.00	0.00	29.06
	2.94	14.71	8.82	11.76	20.59	41.18	0.00	0.00	100.00
	100.00	29.41	27.27	12.90	33.33	38.89	0.00	0.00	29.06
3 X 2	0	0	0	4	0	2	0	0	6
	0.00	0.00	0.00	3.42	0.00	1.71	0.00	0.00	5.13
	0.00	0.00	0.00	66.67	0.00	33.33	0.00	0.00	100.00
	0.00	0.00	0.00	12.90	0.00	5.56	0.00	0.00	5.13
3 X 3	0	2	0	9	3	4	0	0	18
	0.00	1.71	0.00	7.69	2.56	3.42	0.00	0.00	15.38
	0.00	11.11	0.00	50.00	16.67	22.22	0.00	0.00	100.00
	0.00	11.76	0.00	29.03	14.29	11.11	0.00	0.00	15.38
4 X 3	0	3	0	3	1	1	0	0	8
	0.00	2.56	0.00	2.56	0.85	0.85	0.00	0.00	6.84
	0.00	37.50	0.00	37.50	12.50	12.50	0.00	0.00	100.00
	0.00	17.65	0.00	9.68	4.76	2.78	0.00	0.00	6.84
4 X 4	0	4	6	5	5	12	0	0	32
	0.00	3.42	5.13	4.27	4.27	10.26	0.00	0.00	27.35
	0.00	12.50	18.75	15.63	15.63	37.50	0.00	0.00	100.00
	0.00	23.53	54.55	16.13	23.81	33.33	0.00	0.00	27.35
5 X 3	0	0	0	0	0	1	0	0	1
	0.00	0.00	0.00	0.00	0.00	0.85	0.00	0.00	0.85
	0.00	0.00	0.00	0.00	0.00	100.00	0.00	0.00	100.00
	0.00	0.00	0.00	0.00	0.00	2.78	0.00	0.00	0.85
5 X 4	0	0	2	3	1	0	0	0	6
	0.00	0.00	1.71	2.56	0.85	0.00	0.00	0.00	5.13
	0.00	0.00	33.33	50.00	16.67	0.00	0.00	0.00	100.00
	0.00	0.00	18.18	9.68	4.76	0.00	0.00	0.00	5.13

1994 MULE DEER ANTLER STATISTICS BY TIME PERIOD

DISTRICT 314 (CONTINUED)

FREQ	09/01	10/23	10/30	11/06	11/13	11/20	11/28	UNKWN	TOTAL
TOT%	TO	TO	TO	TO	TO	TO	TO		
ROW%	10/22	10/29	11/05	11/12	11/19	11/27	01/15		
COL%									
5 X 5	0	2	0	3	4	1	0	0	10
	0.00	1.71	0.00	2.56	3.42	0.85	0.00	0.00	8.55
	0.00	20.00	0.00	30.00	40.00	10.00	0.00	0.00	100.00
	0.00	11.76	0.00	9.68	19.05	2.78	0.00	0.00	8.55
6 X 5	0	1	0	0	0	0	0	0	1
	0.00	0.85	0.00	0.00	0.00	0.00	0.00	0.00	0.85
	0.00	100.00	0.00	0.00	0.00	0.00	0.00	0.00	100.00
	0.00	5.88	0.00	0.00	0.00	0.00	0.00	0.00	0.85
TOTAL	1	17	11	31	21	36	0	0	117
ANTLRD	0.85	14.53	9.40	26.50	17.95	30.77	0.00	0.00	100.00
	0.85	14.53	9.40	26.50	17.95	30.77	0.00	0.00	100.00
	100.00	100.00	100.00	100.00	100.00	100.00	0.00	0.00	100.00

1994 MULE DEER ANTLER STATISTICS BY TIME PERIOD

DISTRICT 315

FREQ	09/01	10/23	10/30	11/06	11/13	11/20	11/28	UNKWN	TOTAL
TOT%	TO	TO	TO	TO	TO	TO	TO		
ROW%	10/22	10/29	11/05	11/12	11/19	11/27	01/15		
COL%									
ANTLSS	2	16	7	11	13	14	0	0	63
	3.17	25.40	11.11	17.46	20.63	22.22	0.00	0.00	100.00
	3.17	25.40	11.11	17.46	20.63	22.22	0.00	0.00	100.00
	100.00	100.00	100.00	100.00	100.00	100.00	0.00	0.00	100.00
1 X 1	0	1	2	1	1	2	0	0	7
	0.00	0.58	1.16	0.58	0.58	1.16	0.00	0.00	4.07
	0.00	14.29	28.57	14.29	14.29	28.57	0.00	0.00	100.00
	0.00	3.13	6.67	2.94	3.23	4.44	0.00	0.00	4.07
2 X 1	0	0	0	0	1	0	0	0	1
	0.00	0.00	0.00	0.00	0.58	0.00	0.00	0.00	0.58
	0.00	0.00	0.00	0.00	100.00	0.00	0.00	0.00	100.00
	0.00	0.00	0.00	0.00	3.23	0.00	0.00	0.00	0.58
2 X 2	0	10	7	10	4	15	0	0	46
	0.00	5.81	4.07	5.81	2.33	8.72	0.00	0.00	26.74
	0.00	21.74	15.22	21.74	8.70	32.61	0.00	0.00	100.00
	0.00	31.25	23.33	29.41	12.90	33.33	0.00	0.00	26.74
3 X 2	0	0	4	1	2	0	0	0	7
	0.00	0.00	2.33	0.58	1.16	0.00	0.00	0.00	4.07
	0.00	0.00	57.14	14.29	28.57	0.00	0.00	0.00	100.00
	0.00	0.00	13.33	2.94	6.45	0.00	0.00	0.00	4.07
3 X 3	0	6	6	3	5	10	0	0	30
	0.00	3.49	3.49	1.74	2.91	5.81	0.00	0.00	17.44
	0.00	20.00	20.00	10.00	16.67	33.33	0.00	0.00	100.00
	0.00	18.75	20.00	8.82	16.13	22.22	0.00	0.00	17.44
4 X 1	0	0	0	0	0	1	0	0	1
	0.00	0.00	0.00	0.00	0.00	0.58	0.00	0.00	0.58
	0.00	0.00	0.00	0.00	0.00	100.00	0.00	0.00	100.00
	0.00	0.00	0.00	0.00	0.00	2.22	0.00	0.00	0.58
4 X 2	0	0	0	0	1	0	0	0	1
	0.00	0.00	0.00	0.00	0.58	0.00	0.00	0.00	0.58
	0.00	0.00	0.00	0.00	100.00	0.00	0.00	0.00	100.00
	0.00	0.00	0.00	0.00	3.23	0.00	0.00	0.00	0.58
4 X 3	0	2	2	3	3	2	0	0	12
	0.00	1.16	1.16	1.74	1.74	1.16	0.00	0.00	6.98
	0.00	16.67	16.67	25.00	25.00	16.67	0.00	0.00	100.00
	0.00	6.25	6.67	8.82	9.68	4.44	0.00	0.00	6.98

1994 MULE DEER ANTLER STATISTICS BY TIME PERIOD

DISTRICT 315 (CONTINUED)

FREQ	09/01	10/23	10/30	11/06	11/13	11/20	11/28	UNKWN	TOTAL
TOT%	TO	TO	TO	TO	TO	TO	TO		
ROW%	10/22	10/29	11/05	11/12	11/19	11/27	01/15		
COL%									
4 X 4	0	7	5	12	8	10	0	0	42
	0.00	4.07	2.91	6.98	4.65	5.81	0.00	0.00	24.42
	0.00	16.67	11.90	28.57	19.05	23.81	0.00	0.00	100.00
	0.00	21.88	16.67	35.29	25.81	22.22	0.00	0.00	24.42
5 X 4	0	1	2	0	3	0	0	0	6
	0.00	0.58	1.16	0.00	1.74	0.00	0.00	0.00	3.49
	0.00	16.67	33.33	0.00	50.00	0.00	0.00	0.00	100.00
	0.00	3.13	6.67	0.00	9.68	0.00	0.00	0.00	3.49
5 X 5	0	3	1	4	3	5	0	0	16
	0.00	1.74	0.58	2.33	1.74	2.91	0.00	0.00	9.30
	0.00	18.75	6.25	25.00	18.75	31.25	0.00	0.00	100.00
	0.00	9.38	3.33	11.76	9.68	11.11	0.00	0.00	9.30
6 X 5	0	1	0	0	0	0	0	0	1
	0.00	0.58	0.00	0.00	0.00	0.00	0.00	0.00	0.58
	0.00	100.00	0.00	0.00	0.00	0.00	0.00	0.00	100.00
	0.00	3.13	0.00	0.00	0.00	0.00	0.00	0.00	0.58
6 X 6	0	0	1	0	0	0	0	0	1
	0.00	0.00	0.58	0.00	0.00	0.00	0.00	0.00	0.58
	0.00	0.00	100.00	0.00	0.00	0.00	0.00	0.00	100.00
	0.00	0.00	3.33	0.00	0.00	0.00	0.00	0.00	0.58
7 X 5	0	1	0	0	0	0	0	0	1
	0.00	0.58	0.00	0.00	0.00	0.00	0.00	0.00	0.58
	0.00	100.00	0.00	0.00	0.00	0.00	0.00	0.00	100.00
	0.00	3.13	0.00	0.00	0.00	0.00	0.00	0.00	0.58
TOTAL ANTLRD	0	32	30	34	31	45	0	0	172
	0.00	18.60	17.44	19.77	18.02	26.16	0.00	0.00	100.00
	0.00	18.60	17.44	19.77	18.02	26.16	0.00	0.00	100.00
	0.00	100.00	100.00	100.00	100.00	100.00	0.00	0.00	100.00

1994 MULE DEER ANTLER STATISTICS BY TIME PERIOD

DISTRICT 316

FREQ	09/01	10/23	10/30	11/06	11/13	11/20	11/28	UNKWN	TOTAL
TOT%	TO	TO	TO	TO	TO	TO	TO		
ROW%	10/22	10/29	11/05	11/12	11/19	11/27	01/15		
COL%									
ANTLSS	0	0	0	0	0	0	0	0	0
	0.00	0.00	0.00	0.00	0.00	0.00	0.00	0.00	0.00
	0.00	0.00	0.00	0.00	0.00	0.00	0.00	0.00	0.00
	0.00	0.00	0.00	0.00	0.00	0.00	0.00	0.00	0.00
1 X 1	0	1	1	0	0	0	0	0	2
	0.00	7.69	7.69	0.00	0.00	0.00	0.00	0.00	15.38
	0.00	50.00	50.00	0.00	0.00	0.00	0.00	0.00	100.00
	0.00	100.00	100.00	0.00	0.00	0.00	0.00	0.00	15.38
2 X 2	5	0	0	2	0	0	0	0	7
	38.46	0.00	0.00	15.38	0.00	0.00	0.00	0.00	53.85
	71.43	0.00	0.00	28.57	0.00	0.00	0.00	0.00	100.00
	71.43	0.00	0.00	100.00	0.00	0.00	0.00	0.00	53.85
3 X 2	1	0	0	0	0	0	0	0	1
	7.69	0.00	0.00	0.00	0.00	0.00	0.00	0.00	7.69
	100.00	0.00	0.00	0.00	0.00	0.00	0.00	0.00	100.00
	14.29	0.00	0.00	0.00	0.00	0.00	0.00	0.00	7.69
3 X 3	1	0	0	0	0	1	0	0	2
	7.69	0.00	0.00	0.00	0.00	7.69	0.00	0.00	15.38
	50.00	0.00	0.00	0.00	0.00	50.00	0.00	0.00	100.00
	14.29	0.00	0.00	0.00	0.00	50.00	0.00	0.00	15.38
4 X 4	0	0	0	0	0	1	0	0	1
	0.00	0.00	0.00	0.00	0.00	7.69	0.00	0.00	7.69
	0.00	0.00	0.00	0.00	0.00	100.00	0.00	0.00	100.00
	0.00	0.00	0.00	0.00	0.00	50.00	0.00	0.00	7.69
TOTAL	7	1	1	2	0	2	0	0	13
ANTLRD	53.85	7.69	7.69	15.38	0.00	15.38	0.00	0.00	100.00
	53.85	7.69	7.69	15.38	0.00	15.38	0.00	0.00	100.00
	100.00	100.00	100.00	100.00	0.00	100.00	0.00	0.00	100.00

1994 MULE DEER ANTLER STATISTICS BY TIME PERIOD

DISTRICT 317

FREQ	09/01	10/23	10/30	11/06	11/13	11/20	11/28	UNKWN	TOTAL
TOT%	TO	TO	TO	TO	TO	TO	TO		
ROW%	10/22	10/29	11/05	11/12	11/19	11/27	01/15		
COL%									
ANTLSS	0	1	0	3	2	3	0	1	10
	0.00	10.00	0.00	30.00	20.00	30.00	0.00	10.00	100.00
	0.00	10.00	0.00	30.00	20.00	30.00	0.00	10.00	100.00
	0.00	100.00	0.00	100.00	100.00	100.00	0.00	100.00	100.00
1 X 1	0	0	0	1	0	1	0	0	2
	0.00	0.00	0.00	1.64	0.00	1.64	0.00	0.00	3.28
	0.00	0.00	0.00	50.00	0.00	50.00	0.00	0.00	100.00
	0.00	0.00	0.00	5.88	0.00	5.56	0.00	0.00	3.28
2 X 2	0	1	3	6	3	5	0	0	18
	0.00	1.64	4.92	9.84	4.92	8.20	0.00	0.00	29.51
	0.00	5.56	16.67	33.33	16.67	27.78	0.00	0.00	100.00
	0.00	16.67	30.00	35.29	30.00	27.78	0.00	0.00	29.51
3 X 2	0	0	0	1	2	2	0	0	5
	0.00	0.00	0.00	1.64	3.28	3.28	0.00	0.00	8.20
	0.00	0.00	0.00	20.00	40.00	40.00	0.00	0.00	100.00
	0.00	0.00	0.00	5.88	20.00	11.11	0.00	0.00	8.20
3 X 3	0	0	2	3	1	0	0	0	6
	0.00	0.00	3.28	4.92	1.64	0.00	0.00	0.00	9.84
	0.00	0.00	33.33	50.00	16.67	0.00	0.00	0.00	100.00
	0.00	0.00	20.00	17.65	10.00	0.00	0.00	0.00	9.84
4 X 3	0	1	0	2	0	3	0	0	6
	0.00	1.64	0.00	3.28	0.00	4.92	0.00	0.00	9.84
	0.00	16.67	0.00	33.33	0.00	50.00	0.00	0.00	100.00
	0.00	16.67	0.00	11.76	0.00	16.67	0.00	0.00	9.84
4 X 4	0	3	5	1	1	7	0	0	17
	0.00	4.92	8.20	1.64	1.64	11.48	0.00	0.00	27.87
	0.00	17.65	29.41	5.88	5.88	41.18	0.00	0.00	100.00
	0.00	50.00	50.00	5.88	10.00	38.89	0.00	0.00	27.87
5 X 4	0	0	0	1	1	0	0	0	2
	0.00	0.00	0.00	1.64	1.64	0.00	0.00	0.00	3.28
	0.00	0.00	0.00	50.00	50.00	0.00	0.00	0.00	100.00
	0.00	0.00	0.00	5.88	10.00	0.00	0.00	0.00	3.28
5 X 5	0	1	0	1	2	0	0	0	4
	0.00	1.64	0.00	1.64	3.28	0.00	0.00	0.00	6.56
	0.00	25.00	0.00	25.00	50.00	0.00	0.00	0.00	100.00
	0.00	16.67	0.00	5.88	20.00	0.00	0.00	0.00	6.56

1994 MULE DEER ANTLER STATISTICS BY TIME PERIOD

DISTRICT 317 (CONTINUED)

FREQ	09/01	10/23	10/30	11/06	11/13	11/20	11/28	UNKWN	TOTAL
TOT%	TO	TO	TO	TO	TO	TO	TO		
ROW%	10/22	10/29	11/05	11/12	11/19	11/27	01/15		
COL%									
6 X 5	0	0	0	1	0	0	0	0	1
	0.00	0.00	0.00	1.64	0.00	0.00	0.00	0.00	1.64
	0.00	0.00	0.00	100.00	0.00	0.00	0.00	0.00	100.00
	0.00	0.00	0.00	5.88	0.00	0.00	0.00	0.00	1.64
TOTAL	0	6	10	17	10	18	0	0	61
ANTLRD	0.00	9.84	16.39	27.87	16.39	29.51	0.00	0.00	100.00
	0.00	9.84	16.39	27.87	16.39	29.51	0.00	0.00	100.00
	0.00	100.00	100.00	100.00	100.00	100.00	0.00	0.00	100.00

1994 MULE DEER ANTLER STATISTICS BY TIME PERIOD

DISTRICT 319

FREQ	09/01	10/23	10/30	11/06	11/13	11/20	11/28	UNKWN	TOTAL
TOT%	TO	TO	TO	TO	TO	TO	TO		
ROW%	10/22	10/29	11/05	11/12	11/19	11/27	01/15		
COL%									
ANTLSS	1	3	4	6	7	16	2	0	39
	2.56	7.69	10.26	15.38	17.95	41.03	5.13	0.00	100.00
	2.56	7.69	10.26	15.38	17.95	41.03	5.13	0.00	100.00
	100.00	100.00	100.00	100.00	100.00	100.00	100.00	0.00	100.00
2 X 2	0	5	2	1	0	1	1	0	10
	0.00	12.82	5.13	2.56	0.00	2.56	2.56	0.00	25.64
	0.00	50.00	20.00	10.00	0.00	10.00	10.00	0.00	100.00
	0.00	71.43	33.33	16.67	0.00	12.50	50.00	0.00	25.64
3 X 2	0	2	1	0	0	1	0	0	4
	0.00	5.13	2.56	0.00	0.00	2.56	0.00	0.00	10.26
	0.00	50.00	25.00	0.00	0.00	25.00	0.00	0.00	100.00
	0.00	28.57	16.67	0.00	0.00	12.50	0.00	0.00	10.26
3 X 3	0	0	2	2	3	1	0	0	8
	0.00	0.00	5.13	5.13	7.69	2.56	0.00	0.00	20.51
	0.00	0.00	25.00	25.00	37.50	12.50	0.00	0.00	100.00
	0.00	0.00	33.33	33.33	33.33	12.50	0.00	0.00	20.51
4 X 3	0	0	0	1	1	1	0	0	3
	0.00	0.00	0.00	2.56	2.56	2.56	0.00	0.00	7.69
	0.00	0.00	0.00	33.33	33.33	33.33	0.00	0.00	100.00
	0.00	0.00	0.00	16.67	11.11	12.50	0.00	0.00	7.69
4 X 4	1	0	1	2	2	2	0	0	8
	2.56	0.00	2.56	5.13	5.13	5.13	0.00	0.00	20.51
	12.50	0.00	12.50	25.00	25.00	25.00	0.00	0.00	100.00
	100.00	0.00	16.67	33.33	22.22	25.00	0.00	0.00	20.51
5 X 4	0	0	0	0	1	1	0	0	2
	0.00	0.00	0.00	0.00	2.56	2.56	0.00	0.00	5.13
	0.00	0.00	0.00	0.00	50.00	50.00	0.00	0.00	100.00
	0.00	0.00	0.00	0.00	11.11	12.50	0.00	0.00	5.13
5 X 5	0	0	0	0	1	1	1	0	3
	0.00	0.00	0.00	0.00	2.56	2.56	2.56	0.00	7.69
	0.00	0.00	0.00	0.00	33.33	33.33	33.33	0.00	100.00
	0.00	0.00	0.00	0.00	11.11	12.50	50.00	0.00	7.69
6 X 5	0	0	0	0	1	0	0	0	1
	0.00	0.00	0.00	0.00	2.56	0.00	0.00	0.00	2.56
	0.00	0.00	0.00	0.00	100.00	0.00	0.00	0.00	100.00
	0.00	0.00	0.00	0.00	11.11	0.00	0.00	0.00	2.56

1994 MULE DEER ANTLER STATISTICS BY TIME PERIOD

DISTRICT 319 (CONTINUED)

FREQ	09/01	10/23	10/30	11/06	11/13	11/20	11/28	UNKWN	TOTAL
TOT%	TO	TO	TO	TO	TO	TO	TO		
ROW%	10/22	10/29	11/05	11/12	11/19	11/27	01/15		
COL%									
TOTAL	1	7	6	6	9	8	2	0	39
ANTLRD	2.56	17.95	15.38	15.38	23.08	20.51	5.13	0.00	100.00
	2.56	17.95	15.38	15.38	23.08	20.51	5.13	0.00	100.00
	100.00	100.00	100.00	100.00	100.00	100.00	100.00	0.00	100.00

1994 MULE DEER ANTLER STATISTICS BY TIME PERIOD

DISTRICT 320

FREQ	09/01	10/23	10/30	11/06	11/13	11/20	11/28	UNKWN	TOTAL
TOT%	TO	TO	TO	TO	TO	TO	TO		
ROW%	10/22	10/29	11/05	11/12	11/19	11/27	01/15		
COL%									
ANTLSS	21	6	8	8	8	14	0	0	65
	32.31	9.23	12.31	12.31	12.31	21.54	0.00	0.00	100.00
	32.31	9.23	12.31	12.31	12.31	21.54	0.00	0.00	100.00
	100.00	100.00	100.00	100.00	100.00	100.00	0.00	0.00	100.00
1 X 1	0	0	0	0	0	1	0	0	1
	0.00	0.00	0.00	0.00	0.00	1.56	0.00	0.00	1.56
	0.00	0.00	0.00	0.00	0.00	100.00	0.00	0.00	100.00
	0.00	0.00	0.00	0.00	0.00	16.67	0.00	0.00	1.56
2 X 1	0	0	0	0	1	0	0	0	1
	0.00	0.00	0.00	0.00	1.56	0.00	0.00	0.00	1.56
	0.00	0.00	0.00	0.00	100.00	0.00	0.00	0.00	100.00
	0.00	0.00	0.00	0.00	6.25	0.00	0.00	0.00	1.56
2 X 2	0	0	0	0	1	1	0	0	2
	0.00	0.00	0.00	0.00	1.56	1.56	0.00	0.00	3.13
	0.00	0.00	0.00	0.00	50.00	50.00	0.00	0.00	100.00
	0.00	0.00	0.00	0.00	6.25	16.67	0.00	0.00	3.13
3 X 2	0	1	0	0	0	0	0	0	1
	0.00	1.56	0.00	0.00	0.00	0.00	0.00	0.00	1.56
	0.00	100.00	0.00	0.00	0.00	0.00	0.00	0.00	100.00
	0.00	5.56	0.00	0.00	0.00	0.00	0.00	0.00	1.56
3 X 3	0	1	1	0	0	0	0	0	2
	0.00	1.56	1.56	0.00	0.00	0.00	0.00	0.00	3.13
	0.00	50.00	50.00	0.00	0.00	0.00	0.00	0.00	100.00
	0.00	5.56	10.00	0.00	0.00	0.00	0.00	0.00	3.13
4 X 3	0	3	0	2	3	1	0	0	9
	0.00	4.69	0.00	3.13	4.69	1.56	0.00	0.00	14.06
	0.00	33.33	0.00	22.22	33.33	11.11	0.00	0.00	100.00
	0.00	16.67	0.00	16.67	18.75	16.67	0.00	0.00	14.06
4 X 4	0	11	5	6	8	1	1	0	32
	0.00	17.19	7.81	9.38	12.50	1.56	1.56	0.00	50.00
	0.00	34.38	15.63	18.75	25.00	3.13	3.13	0.00	100.00
	0.00	61.11	50.00	50.00	50.00	16.67	100.00	0.00	50.00
5 X 3	0	0	0	1	0	1	0	0	2
	0.00	0.00	0.00	1.56	0.00	1.56	0.00	0.00	3.13
	0.00	0.00	0.00	50.00	0.00	50.00	0.00	0.00	100.00
	0.00	0.00	0.00	8.33	0.00	16.67	0.00	0.00	3.13

1994 MULE DEER ANTLER STATISTICS BY TIME PERIOD

DISTRICT 320 (CONTINUED)

FREQ	09/01	10/23	10/30	11/06	11/13	11/20	11/28	UNKWN	TOTAL
TOT%	TO	TO	TO	TO	TO	TO	TO		
ROW%	10/22	10/29	11/05	11/12	11/19	11/27	01/15		
COL%									
5 X 4	0	1	1	1	0	1	0	0	4
	0.00	1.56	1.56	1.56	0.00	1.56	0.00	0.00	6.25
	0.00	25.00	25.00	25.00	0.00	25.00	0.00	0.00	100.00
	0.00	5.56	10.00	8.33	0.00	16.67	0.00	0.00	6.25
5 X 5	0	1	3	0	3	0	0	0	7
	0.00	1.56	4.69	0.00	4.69	0.00	0.00	0.00	10.94
	0.00	14.29	42.86	0.00	42.86	0.00	0.00	0.00	100.00
	0.00	5.56	30.00	0.00	18.75	0.00	0.00	0.00	10.94
6 X 5	1	0	0	1	0	0	0	0	2
	1.56	0.00	0.00	1.56	0.00	0.00	0.00	0.00	3.13
	50.00	0.00	0.00	50.00	0.00	0.00	0.00	0.00	100.00
	100.00	0.00	0.00	8.33	0.00	0.00	0.00	0.00	3.13
6 X 6	0	0	0	1	0	0	0	0	1
	0.00	0.00	0.00	1.56	0.00	0.00	0.00	0.00	1.56
	0.00	0.00	0.00	100.00	0.00	0.00	0.00	0.00	100.00
	0.00	0.00	0.00	8.33	0.00	0.00	0.00	0.00	1.56
TOTAL	1	18	10	12	16	6	1	0	64
ANTLRD	1.56	28.13	15.63	18.75	25.00	9.38	1.56	0.00	100.00
	1.56	28.13	15.63	18.75	25.00	9.38	1.56	0.00	100.00
	100.00	100.00	100.00	100.00	100.00	100.00	100.00	0.00	100.00

1994 MULE DEER ANTLER STATISTICS BY TIME PERIOD

DISTRICT 321

FREQ	09/01	10/23	10/30	11/06	11/13	11/20	11/28	UNKWN	TOTAL
TOT%	TO	TO	TO	TO	TO	TO	TO		
ROW%	10/22	10/29	11/05	11/12	11/19	11/27	01/15		
COL%									
ANTLSS	4	2	0	1	0	1	0	0	8
	50.00	25.00	0.00	12.50	0.00	12.50	0.00	0.00	100.00
	50.00	25.00	0.00	12.50	0.00	12.50	0.00	0.00	100.00
	100.00	100.00	0.00	100.00	0.00	100.00	0.00	0.00	100.00
2 X 1	0	0	0	1	0	0	0	0	1
	0.00	0.00	0.00	11.11	0.00	0.00	0.00	0.00	11.11
	0.00	0.00	0.00	100.00	0.00	0.00	0.00	0.00	100.00
	0.00	0.00	0.00	50.00	0.00	0.00	0.00	0.00	11.11
2 X 2	1	0	0	0	1	0	0	0	2
	11.11	0.00	0.00	0.00	11.11	0.00	0.00	0.00	22.22
	50.00	0.00	0.00	0.00	50.00	0.00	0.00	0.00	100.00
	50.00	0.00	0.00	0.00	33.33	0.00	0.00	0.00	22.22
3 X 2	0	0	0	0	1	0	0	0	1
	0.00	0.00	0.00	0.00	11.11	0.00	0.00	0.00	11.11
	0.00	0.00	0.00	0.00	100.00	0.00	0.00	0.00	100.00
	0.00	0.00	0.00	0.00	33.33	0.00	0.00	0.00	11.11
3 X 3	0	0	1	0	0	0	0	0	1
	0.00	0.00	11.11	0.00	0.00	0.00	0.00	0.00	11.11
	0.00	0.00	100.00	0.00	0.00	0.00	0.00	0.00	100.00
	0.00	0.00	100.00	0.00	0.00	0.00	0.00	0.00	11.11
4 X 3	0	0	0	0	1	0	0	0	1
	0.00	0.00	0.00	0.00	11.11	0.00	0.00	0.00	11.11
	0.00	0.00	0.00	0.00	100.00	0.00	0.00	0.00	100.00
	0.00	0.00	0.00	0.00	33.33	0.00	0.00	0.00	11.11
4 X 4	1	1	0	1	0	0	0	0	3
	11.11	11.11	0.00	11.11	0.00	0.00	0.00	0.00	33.33
	33.33	33.33	0.00	33.33	0.00	0.00	0.00	0.00	100.00
	50.00	100.00	0.00	50.00	0.00	0.00	0.00	0.00	33.33
TOTAL ANTLRD	2	1	1	2	3	0	0	0	9
	22.22	11.11	11.11	22.22	33.33	0.00	0.00	0.00	100.00
	22.22	11.11	11.11	22.22	33.33	0.00	0.00	0.00	100.00
	100.00	100.00	100.00	100.00	100.00	0.00	0.00	0.00	100.00

1994 MULE DEER ANTLER STATISTICS BY TIME PERIOD

DISTRICT 322

FREQ	09/01	10/23	10/30	11/06	11/13	11/20	11/28	UNKWN	TOTAL
TOT%	TO	TO	TO	TO	TO	TO	TO		
ROW%	10/22	10/29	11/05	11/12	11/19	11/27	01/15		
COL%									
ANTLSS	17	14	2	3	4	3	0	0	43
	39.53	32.56	4.65	6.98	9.30	6.98	0.00	0.00	100.00
	39.53	32.56	4.65	6.98	9.30	6.98	0.00	0.00	100.00
	100.00	100.00	100.00	100.00	100.00	100.00	0.00	0.00	100.00
2 X 2	0	4	0	1	1	0	0	0	6
	0.00	17.39	0.00	4.35	4.35	0.00	0.00	0.00	26.09
	0.00	66.67	0.00	16.67	16.67	0.00	0.00	0.00	100.00
	0.00	57.14	0.00	33.33	16.67	0.00	0.00	0.00	26.09
3 X 3	0	0	0	0	0	2	0	0	2
	0.00	0.00	0.00	0.00	0.00	8.70	0.00	0.00	8.70
	0.00	0.00	0.00	0.00	0.00	100.00	0.00	0.00	100.00
	0.00	0.00	0.00	0.00	0.00	33.33	0.00	0.00	8.70
4 X 3	0	1	0	0	3	0	0	0	4
	0.00	4.35	0.00	0.00	13.04	0.00	0.00	0.00	17.39
	0.00	25.00	0.00	0.00	75.00	0.00	0.00	0.00	100.00
	0.00	14.29	0.00	0.00	50.00	0.00	0.00	0.00	17.39
4 X 4	0	1	0	1	2	3	0	0	7
	0.00	4.35	0.00	4.35	8.70	13.04	0.00	0.00	30.43
	0.00	14.29	0.00	14.29	28.57	42.86	0.00	0.00	100.00
	0.00	14.29	0.00	33.33	33.33	50.00	0.00	0.00	30.43
5 X 5	0	1	1	1	0	1	0	0	4
	0.00	4.35	4.35	4.35	0.00	4.35	0.00	0.00	17.39
	0.00	25.00	25.00	25.00	0.00	25.00	0.00	0.00	100.00
	0.00	14.29	100.00	33.33	0.00	16.67	0.00	0.00	17.39
TOTAL ANTLRD	0	7	1	3	6	6	0	0	23
	0.00	30.43	4.35	13.04	26.09	26.09	0.00	0.00	100.00
	0.00	30.43	4.35	13.04	26.09	26.09	0.00	0.00	100.00
	0.00	100.00	100.00	100.00	100.00	100.00	0.00	0.00	100.00

1994 MULE DEER ANTLER STATISTICS BY TIME PERIOD

DISTRICT 323

FREQ	09/01	10/23	10/30	11/06	11/13	11/20	11/28	UNKWN	TOTAL
TOT%	TO	TO	TO	TO	TO	TO	TO		
ROW%	10/22	10/29	11/05	11/12	11/19	11/27	01/15		
COL%									
ANTLSS	0	7	2	4	6	8	0	0	27
	0.00	25.93	7.41	14.81	22.22	29.63	0.00	0.00	100.00
	0.00	25.93	7.41	14.81	22.22	29.63	0.00	0.00	100.00
	0.00	100.00	100.00	100.00	100.00	100.00	0.00	0.00	100.00
1 X 1	0	1	0	0	0	0	0	0	1
	0.00	3.23	0.00	0.00	0.00	0.00	0.00	0.00	3.23
	0.00	100.00	0.00	0.00	0.00	0.00	0.00	0.00	100.00
	0.00	20.00	0.00	0.00	0.00	0.00	0.00	0.00	3.23
2 X 2	0	2	1	1	3	5	0	0	12
	0.00	6.45	3.23	3.23	9.68	16.13	0.00	0.00	38.71
	0.00	16.67	8.33	8.33	25.00	41.67	0.00	0.00	100.00
	0.00	40.00	33.33	50.00	27.27	50.00	0.00	0.00	38.71
3 X 2	0	1	0	0	1	1	0	0	3
	0.00	3.23	0.00	0.00	3.23	3.23	0.00	0.00	9.68
	0.00	33.33	0.00	0.00	33.33	33.33	0.00	0.00	100.00
	0.00	20.00	0.00	0.00	9.09	10.00	0.00	0.00	9.68
3 X 3	0	0	1	0	0	1	0	0	2
	0.00	0.00	3.23	0.00	0.00	3.23	0.00	0.00	6.45
	0.00	0.00	50.00	0.00	0.00	50.00	0.00	0.00	100.00
	0.00	0.00	33.33	0.00	0.00	10.00	0.00	0.00	6.45
4 X 3	0	0	1	0	0	0	0	0	1
	0.00	0.00	3.23	0.00	0.00	0.00	0.00	0.00	3.23
	0.00	0.00	100.00	0.00	0.00	0.00	0.00	0.00	100.00
	0.00	0.00	33.33	0.00	0.00	0.00	0.00	0.00	3.23
4 X 4	0	0	0	0	5	1	0	0	6
	0.00	0.00	0.00	0.00	16.13	3.23	0.00	0.00	19.35
	0.00	0.00	0.00	0.00	83.33	16.67	0.00	0.00	100.00
	0.00	0.00	0.00	0.00	45.45	10.00	0.00	0.00	19.35
5 X 4	0	0	0	0	1	2	0	0	3
	0.00	0.00	0.00	0.00	3.23	6.45	0.00	0.00	9.68
	0.00	0.00	0.00	0.00	33.33	66.67	0.00	0.00	100.00
	0.00	0.00	0.00	0.00	9.09	20.00	0.00	0.00	9.68
5 X 5	0	1	0	1	1	0	0	0	3
	0.00	3.23	0.00	3.23	3.23	0.00	0.00	0.00	9.68
	0.00	33.33	0.00	33.33	33.33	0.00	0.00	0.00	100.00
	0.00	20.00	0.00	50.00	9.09	0.00	0.00	0.00	9.68

1994 MULE DEER ANTLER STATISTICS BY TIME PERIOD

DISTRICT 323 (CONTINUED)

FREQ	09/01	10/23	10/30	11/06	11/13	11/20	11/28	UNKWN	TOTAL
TOT%	TO	TO	TO	TO	TO	TO	TO		
ROW%	10/22	10/29	11/05	11/12	11/19	11/27	01/15		
COL%									
TOTAL	0	5	3	2	11	10	0	0	31
ANTLRD	0.00	16.13	9.68	6.45	35.48	32.26	0.00	0.00	100.00
	0.00	16.13	9.68	6.45	35.48	32.26	0.00	0.00	100.00
	0.00	100.00	100.00	100.00	100.00	100.00	0.00	0.00	100.00

1994 MULE DEER ANTLER STATISTICS BY TIME PERIOD

DISTRICT 324

FREQ	09/01	10/23	10/30	11/06	11/13	11/20	11/28	UNKWN	TOTAL
TOT%	TO	TO	TO	TO	TO	TO	TO		
ROW%	10/22	10/29	11/05	11/12	11/19	11/27	01/15		
COL%									
ANTLSS	0	24	10	12	7	8	0	1	62
	0.00	38.71	16.13	19.35	11.29	12.90	0.00	1.61	100.00
	0.00	38.71	16.13	19.35	11.29	12.90	0.00	1.61	100.00
	0.00	100.00	100.00	100.00	100.00	100.00	0.00	100.00	100.00
1 X 1	0	1	0	1	0	0	0	0	2
	0.00	1.89	0.00	1.89	0.00	0.00	0.00	0.00	3.77
	0.00	50.00	0.00	50.00	0.00	0.00	0.00	0.00	100.00
	0.00	4.17	0.00	11.11	0.00	0.00	0.00	0.00	3.77
2 X 1	0	0	1	0	0	0	0	0	1
	0.00	0.00	1.89	0.00	0.00	0.00	0.00	0.00	1.89
	0.00	0.00	100.00	0.00	0.00	0.00	0.00	0.00	100.00
	0.00	0.00	16.67	0.00	0.00	0.00	0.00	0.00	1.89
2 X 2	0	10	0	5	1	3	0	0	19
	0.00	18.87	0.00	9.43	1.89	5.66	0.00	0.00	35.85
	0.00	52.63	0.00	26.32	5.26	15.79	0.00	0.00	100.00
	0.00	41.67	0.00	55.56	12.50	50.00	0.00	0.00	35.85
3 X 2	0	2	0	0	1	0	0	0	3
	0.00	3.77	0.00	0.00	1.89	0.00	0.00	0.00	5.66
	0.00	66.67	0.00	0.00	33.33	0.00	0.00	0.00	100.00
	0.00	8.33	0.00	0.00	12.50	0.00	0.00	0.00	5.66
3 X 3	0	3	1	0	0	0	0	0	4
	0.00	5.66	1.89	0.00	0.00	0.00	0.00	0.00	7.55
	0.00	75.00	25.00	0.00	0.00	0.00	0.00	0.00	100.00
	0.00	12.50	16.67	0.00	0.00	0.00	0.00	0.00	7.55
4 X 2	0	1	0	0	0	0	0	0	1
	0.00	1.89	0.00	0.00	0.00	0.00	0.00	0.00	1.89
	0.00	100.00	0.00	0.00	0.00	0.00	0.00	0.00	100.00
	0.00	4.17	0.00	0.00	0.00	0.00	0.00	0.00	1.89
4 X 3	0	0	0	1	0	0	0	0	1
	0.00	0.00	0.00	1.89	0.00	0.00	0.00	0.00	1.89
	0.00	0.00	0.00	100.00	0.00	0.00	0.00	0.00	100.00
	0.00	0.00	0.00	11.11	0.00	0.00	0.00	0.00	1.89
4 X 4	0	2	4	2	4	2	0	0	14
	0.00	3.77	7.55	3.77	7.55	3.77	0.00	0.00	26.42
	0.00	14.29	28.57	14.29	28.57	14.29	0.00	0.00	100.00
	0.00	8.33	66.67	22.22	50.00	33.33	0.00	0.00	26.42

1994 MULE DEER ANTLER STATISTICS BY TIME PERIOD

DISTRICT 324 (CONTINUED)

FREQ	09/01	10/23	10/30	11/06	11/13	11/20	11/28	UNKWN	TOTAL
TOT%	TO	TO	TO	TO	TO	TO	TO		
ROW%	10/22	10/29	11/05	11/12	11/19	11/27	01/15		
COL%									
5 X 4	0	2	0	0	1	0	0	0	3
	0.00	3.77	0.00	0.00	1.89	0.00	0.00	0.00	5.66
	0.00	66.67	0.00	0.00	33.33	0.00	0.00	0.00	100.00
	0.00	8.33	0.00	0.00	12.50	0.00	0.00	0.00	5.66
5 X 5	0	2	0	0	1	1	0	0	4
	0.00	3.77	0.00	0.00	1.89	1.89	0.00	0.00	7.55
	0.00	50.00	0.00	0.00	25.00	25.00	0.00	0.00	100.00
	0.00	8.33	0.00	0.00	12.50	16.67	0.00	0.00	7.55
6 X 4	0	1	0	0	0	0	0	0	1
	0.00	1.89	0.00	0.00	0.00	0.00	0.00	0.00	1.89
	0.00	100.00	0.00	0.00	0.00	0.00	0.00	0.00	100.00
	0.00	4.17	0.00	0.00	0.00	0.00	0.00	0.00	1.89
TOTAL	0	24	6	9	8	6	0	0	53
ANTLRD	0.00	45.28	11.32	16.98	15.09	11.32	0.00	0.00	100.00
	0.00	45.28	11.32	16.98	15.09	11.32	0.00	0.00	100.00
	0.00	100.00	100.00	100.00	100.00	100.00	0.00	0.00	100.00

1994 MULE DEER ANTLER STATISTICS BY TIME PERIOD

DISTRICT 325

FREQ	09/01	10/23	10/30	11/06	11/13	11/20	11/28	UNKWN	TOTAL
TOT%	TO	TO	TO	TO	TO	TO	TO		
ROW%	10/22	10/29	11/05	11/12	11/19	11/27	01/15		
COL%									
ANTLSS	1	21	9	16	12	18	2	0	79
	1.27	26.58	11.39	20.25	15.19	22.78	2.53	0.00	100.00
	1.27	26.58	11.39	20.25	15.19	22.78	2.53	0.00	100.00
	100.00	100.00	100.00	100.00	100.00	100.00	100.00	0.00	100.00
1 X 1	0	2	0	0	2	1	0	0	5
	0.00	2.11	0.00	0.00	2.11	1.05	0.00	0.00	5.26
	0.00	40.00	0.00	0.00	40.00	20.00	0.00	0.00	100.00
	0.00	9.52	0.00	0.00	9.52	5.26	0.00	0.00	5.26
2 X 1	0	1	0	0	0	0	0	0	1
	0.00	1.05	0.00	0.00	0.00	0.00	0.00	0.00	1.05
	0.00	100.00	0.00	0.00	0.00	0.00	0.00	0.00	100.00
	0.00	4.76	0.00	0.00	0.00	0.00	0.00	0.00	1.05
2 X 2	0	7	3	6	10	8	1	0	35
	0.00	7.37	3.16	6.32	10.53	8.42	1.05	0.00	36.84
	0.00	20.00	8.57	17.14	28.57	22.86	2.86	0.00	100.00
	0.00	33.33	20.00	37.50	47.62	42.11	100.00	0.00	36.84
3 X 2	1	4	2	2	0	0	0	0	9
	1.05	4.21	2.11	2.11	0.00	0.00	0.00	0.00	9.47
	11.11	44.44	22.22	22.22	0.00	0.00	0.00	0.00	100.00
	50.00	19.05	13.33	12.50	0.00	0.00	0.00	0.00	9.47
3 X 3	1	2	4	6	3	3	0	0	19
	1.05	2.11	4.21	6.32	3.16	3.16	0.00	0.00	20.00
	5.26	10.53	21.05	31.58	15.79	15.79	0.00	0.00	100.00
	50.00	9.52	26.67	37.50	14.29	15.79	0.00	0.00	20.00
4 X 2	0	0	0	1	0	0	0	0	1
	0.00	0.00	0.00	1.05	0.00	0.00	0.00	0.00	1.05
	0.00	0.00	0.00	100.00	0.00	0.00	0.00	0.00	100.00
	0.00	0.00	0.00	6.25	0.00	0.00	0.00	0.00	1.05
4 X 3	0	0	2	0	2	1	0	0	5
	0.00	0.00	2.11	0.00	2.11	1.05	0.00	0.00	5.26
	0.00	0.00	40.00	0.00	40.00	20.00	0.00	0.00	100.00
	0.00	0.00	13.33	0.00	9.52	5.26	0.00	0.00	5.26
4 X 4	0	4	3	1	2	6	0	0	16
	0.00	4.21	3.16	1.05	2.11	6.32	0.00	0.00	16.84
	0.00	25.00	18.75	6.25	12.50	37.50	0.00	0.00	100.00
	0.00	19.05	20.00	6.25	9.52	31.58	0.00	0.00	16.84

1994 MULE DEER ANTLER STATISTICS BY TIME PERIOD

DISTRICT 325 (CONTINUED)

FREQ	09/01	10/23	10/30	11/06	11/13	11/20	11/28	UNKWN	TOTAL
TOT%	TO	TO	TO	TO	TO	TO	TO		
ROW%	10/22	10/29	11/05	11/12	11/19	11/27	01/15		
COL%									
5 X 4	0	1	0	0	0	0	0	0	1
	0.00	1.05	0.00	0.00	0.00	0.00	0.00	0.00	1.05
	0.00	100.00	0.00	0.00	0.00	0.00	0.00	0.00	100.00
	0.00	4.76	0.00	0.00	0.00	0.00	0.00	0.00	1.05
5 X 5	0	0	1	0	2	0	0	0	3
	0.00	0.00	1.05	0.00	2.11	0.00	0.00	0.00	3.16
	0.00	0.00	33.33	0.00	66.67	0.00	0.00	0.00	100.00
	0.00	0.00	6.67	0.00	9.52	0.00	0.00	0.00	3.16
TOTAL	2	21	15	16	21	19	1	0	95
ANTLRD	2.11	22.11	15.79	16.84	22.11	20.00	1.05	0.00	100.00
	2.11	22.11	15.79	16.84	22.11	20.00	1.05	0.00	100.00
	100.00	100.00	100.00	100.00	100.00	100.00	100.00	0.00	100.00

1994 MULE DEER ANTLER STATISTICS BY TIME PERIOD

DISTRICT 326 (CONTINUED)

FREQ	09/01	10/23	10/30	11/06	11/13	11/20	11/28	UNKWN	TOTAL
TOT%	TO	TO	TO	TO	TO	TO	TO		
ROW%	10/22	10/29	11/05	11/12	11/19	11/27	01/15		
COL%									
TOTAL	1	25	11	21	21	20	1	0	100
ANTLRD	1.00	25.00	11.00	21.00	21.00	20.00	1.00	0.00	100.00
	1.00	25.00	11.00	21.00	21.00	20.00	1.00	0.00	100.00
	100.00	100.00	100.00	100.00	100.00	100.00	100.00	0.00	100.00

1994 MULE DEER ANTLER STATISTICS BY TIME PERIOD

DISTRICT 327

FREQ	09/01	10/23	10/30	11/06	11/13	11/20	11/28	UNKWN	TOTAL
TOT%	TO	TO	TO	TO	TO	TO	TO		
ROW%	10/22	10/29	11/05	11/12	11/19	11/27	01/15		
COL%									
ANTLSS	1	2	0	0	1	0	0	0	4
	25.00	50.00	0.00	0.00	25.00	0.00	0.00	0.00	100.00
	25.00	50.00	0.00	0.00	25.00	0.00	0.00	0.00	100.00
	100.00	100.00	0.00	0.00	100.00	0.00	0.00	0.00	100.00
2 X 1	0	0	0	0	0	1	0	0	1
	0.00	0.00	0.00	0.00	0.00	8.33	0.00	0.00	8.33
	0.00	0.00	0.00	0.00	0.00	100.00	0.00	0.00	100.00
	0.00	0.00	0.00	0.00	0.00	50.00	0.00	0.00	8.33
2 X 2	0	2	1	1	1	1	0	0	6
	0.00	16.67	8.33	8.33	8.33	8.33	0.00	0.00	50.00
	0.00	33.33	16.67	16.67	16.67	16.67	0.00	0.00	100.00
	0.00	50.00	50.00	50.00	50.00	50.00	0.00	0.00	50.00
4 X 3	0	1	1	0	0	0	0	0	2
	0.00	8.33	8.33	0.00	0.00	0.00	0.00	0.00	16.67
	0.00	50.00	50.00	0.00	0.00	0.00	0.00	0.00	100.00
	0.00	25.00	50.00	0.00	0.00	0.00	0.00	0.00	16.67
4 X 4	0	1	0	0	0	0	0	0	1
	0.00	8.33	0.00	0.00	0.00	0.00	0.00	0.00	8.33
	0.00	100.00	0.00	0.00	0.00	0.00	0.00	0.00	100.00
	0.00	25.00	0.00	0.00	0.00	0.00	0.00	0.00	8.33
5 X 4	0	0	0	0	1	0	0	0	1
	0.00	0.00	0.00	0.00	8.33	0.00	0.00	0.00	8.33
	0.00	0.00	0.00	0.00	100.00	0.00	0.00	0.00	100.00
	0.00	0.00	0.00	0.00	50.00	0.00	0.00	0.00	8.33
5 X 5	0	0	0	1	0	0	0	0	1
	0.00	0.00	0.00	8.33	0.00	0.00	0.00	0.00	8.33
	0.00	0.00	0.00	100.00	0.00	0.00	0.00	0.00	100.00
	0.00	0.00	0.00	50.00	0.00	0.00	0.00	0.00	8.33
TOTAL ANTLRD	0	4	2	2	2	2	0	0	12
	0.00	33.33	16.67	16.67	16.67	16.67	0.00	0.00	100.00
	0.00	33.33	16.67	16.67	16.67	16.67	0.00	0.00	100.00
	0.00	100.00	100.00	100.00	100.00	100.00	0.00	0.00	100.00

1994 MULE DEER ANTLER STATISTICS BY TIME PERIOD

DISTRICT 328

FREQ	09/01	10/23	10/30	11/06	11/13	11/20	11/28	UNKWN	TOTAL
TOT%	TO	TO	TO	TO	TO	TO	TO		
ROW%	10/22	10/29	11/05	11/12	11/19	11/27	01/15		
COL%									
ANTLSS	1	0	2	1	0	2	0	0	6
	16.67	0.00	33.33	16.67	0.00	33.33	0.00	0.00	100.00
	16.67	0.00	33.33	16.67	0.00	33.33	0.00	0.00	100.00
	100.00	0.00	100.00	100.00	0.00	100.00	0.00	0.00	100.00
1 X 1	0	0	1	0	0	1	0	0	2
	0.00	0.00	7.14	0.00	0.00	7.14	0.00	0.00	14.29
	0.00	0.00	50.00	0.00	0.00	50.00	0.00	0.00	100.00
	0.00	0.00	100.00	0.00	0.00	50.00	0.00	0.00	14.29
2 X 2	0	3	0	1	0	1	0	0	5
	0.00	21.43	0.00	7.14	0.00	7.14	0.00	0.00	35.71
	0.00	60.00	0.00	20.00	0.00	20.00	0.00	0.00	100.00
	0.00	37.50	0.00	100.00	0.00	50.00	0.00	0.00	35.71
3 X 2	0	2	0	0	0	0	0	0	2
	0.00	14.29	0.00	0.00	0.00	0.00	0.00	0.00	14.29
	0.00	100.00	0.00	0.00	0.00	0.00	0.00	0.00	100.00
	0.00	25.00	0.00	0.00	0.00	0.00	0.00	0.00	14.29
3 X 3	0	2	0	0	1	0	0	0	3
	0.00	14.29	0.00	0.00	7.14	0.00	0.00	0.00	21.43
	0.00	66.67	0.00	0.00	33.33	0.00	0.00	0.00	100.00
	0.00	25.00	0.00	0.00	50.00	0.00	0.00	0.00	21.43
4 X 4	0	1	0	0	0	0	0	0	1
	0.00	7.14	0.00	0.00	0.00	0.00	0.00	0.00	7.14
	0.00	100.00	0.00	0.00	0.00	0.00	0.00	0.00	100.00
	0.00	12.50	0.00	0.00	0.00	0.00	0.00	0.00	7.14
5 X 5	0	0	0	0	1	0	0	0	1
	0.00	0.00	0.00	0.00	7.14	0.00	0.00	0.00	7.14
	0.00	0.00	0.00	0.00	100.00	0.00	0.00	0.00	100.00
	0.00	0.00	0.00	0.00	50.00	0.00	0.00	0.00	7.14
TOTAL	0	8	1	1	2	2	0	0	14
ANTLRD	0.00	57.14	7.14	7.14	14.29	14.29	0.00	0.00	100.00
	0.00	57.14	7.14	7.14	14.29	14.29	0.00	0.00	100.00
	0.00	100.00	100.00	100.00	100.00	100.00	0.00	0.00	100.00

1994 MULE DEER ANTLER STATISTICS BY TIME PERIOD

DISTRICT 329 (CONTINUED)

FREQ	09/01	10/23	10/30	11/06	11/13	11/20	11/28	UNKWN	TOTAL
TOT%	TO	TO	TO	TO	TO	TO	TO		
ROW%	10/22	10/29	11/05	11/12	11/19	11/27	01/15		
COL%									
6 X 5	0	0	0	0	0	0	0	1	1
	0.00	0.00	0.00	0.00	0.00	0.00	0.00	2.56	2.56
	0.00	0.00	0.00	0.00	0.00	0.00	0.00	100.00	100.00
	0.00	0.00	0.00	0.00	0.00	0.00	0.00	100.00	2.56
TOTAL	4	8	5	10	5	6	0	1	39
ANTLRD	10.26	20.51	12.82	25.64	12.82	15.38	0.00	2.56	100.00
	10.26	20.51	12.82	25.64	12.82	15.38	0.00	2.56	100.00
	100.00	100.00	100.00	100.00	100.00	100.00	0.00	100.00	100.00

1994 MULE DEER ANTLER STATISTICS BY TIME PERIOD

DISTRICT 330 (CONTINUED)

FREQ	09/01	10/23	10/30	11/06	11/13	11/20	11/28	UNKWN	TOTAL
TOT%	TO	TO	TO	TO	TO	TO	TO		
ROW%	10/22	10/29	11/05	11/12	11/19	11/27	01/15		
COL%									
8 X 7	0	1	0	0	0	0	0	0	1
	0.00	1.27	0.00	0.00	0.00	0.00	0.00	0.00	1.27
	0.00	100.00	0.00	0.00	0.00	0.00	0.00	0.00	100.00
	0.00	7.14	0.00	0.00	0.00	0.00	0.00	0.00	1.27
TOTAL	3	14	10	18	13	20	0	1	79
ANTLRD	3.80	17.72	12.66	22.78	16.46	25.32	0.00	1.27	100.00
	3.80	17.72	12.66	22.78	16.46	25.32	0.00	1.27	100.00
	100.00	100.00	100.00	100.00	100.00	100.00	0.00	100.00	100.00

1994 MULE DEER ANTLER STATISTICS BY TIME PERIOD

DISTRICT 331

FREQ	09/01	10/23	10/30	11/06	11/13	11/20	11/28	UNKWN	TOTAL
TOT%	TO	TO	TO	TO	TO	TO	TO		
ROW%	10/22	10/29	11/05	11/12	11/19	11/27	01/15		
COL%									
ANTLSS	4	19	15	29	15	27	5	1	115
	3.48	16.52	13.04	25.22	13.04	23.48	4.35	0.87	100.00
	3.48	16.52	13.04	25.22	13.04	23.48	4.35	0.87	100.00
	100.00	100.00	100.00	100.00	100.00	100.00	100.00	100.00	100.00
1 X 1	0	0	1	0	2	1	0	0	4
	0.00	0.00	1.09	0.00	2.17	1.09	0.00	0.00	4.35
	0.00	0.00	25.00	0.00	50.00	25.00	0.00	0.00	100.00
	0.00	0.00	6.67	0.00	10.00	4.55	0.00	0.00	4.35
2 X 1	0	0	1	0	0	0	0	0	1
	0.00	0.00	1.09	0.00	0.00	0.00	0.00	0.00	1.09
	0.00	0.00	100.00	0.00	0.00	0.00	0.00	0.00	100.00
	0.00	0.00	6.67	0.00	0.00	0.00	0.00	0.00	1.09
2 X 2	0	6	6	6	3	9	0	0	30
	0.00	6.52	6.52	6.52	3.26	9.78	0.00	0.00	32.61
	0.00	20.00	20.00	20.00	10.00	30.00	0.00	0.00	100.00
	0.00	28.57	40.00	50.00	15.00	40.91	0.00	0.00	32.61
3 X 2	0	1	0	0	1	0	0	0	2
	0.00	1.09	0.00	0.00	1.09	0.00	0.00	0.00	2.17
	0.00	50.00	0.00	0.00	50.00	0.00	0.00	0.00	100.00
	0.00	4.76	0.00	0.00	5.00	0.00	0.00	0.00	2.17
3 X 3	0	6	3	3	2	1	0	0	15
	0.00	6.52	3.26	3.26	2.17	1.09	0.00	0.00	16.30
	0.00	40.00	20.00	20.00	13.33	6.67	0.00	0.00	100.00
	0.00	28.57	20.00	25.00	10.00	4.55	0.00	0.00	16.30
4 X 3	0	2	0	0	2	0	0	0	4
	0.00	2.17	0.00	0.00	2.17	0.00	0.00	0.00	4.35
	0.00	50.00	0.00	0.00	50.00	0.00	0.00	0.00	100.00
	0.00	9.52	0.00	0.00	10.00	0.00	0.00	0.00	4.35
4 X 4	0	5	3	2	8	7	1	0	26
	0.00	5.43	3.26	2.17	8.70	7.61	1.09	0.00	28.26
	0.00	19.23	11.54	7.69	30.77	26.92	3.85	0.00	100.00
	0.00	23.81	20.00	16.67	40.00	31.82	50.00	0.00	28.26
5 X 3	0	0	0	0	1	0	0	0	1
	0.00	0.00	0.00	0.00	1.09	0.00	0.00	0.00	1.09
	0.00	0.00	0.00	0.00	100.00	0.00	0.00	0.00	100.00
	0.00	0.00	0.00	0.00	5.00	0.00	0.00	0.00	1.09

1994 MULE DEER ANTLER STATISTICS BY TIME PERIOD

DISTRICT 331 (CONTINUED)

FREQ	09/01	10/23	10/30	11/06	11/13	11/20	11/28	UNKWN	TOTAL
TOT%	TO	TO	TO	TO	TO	TO	TO		
ROW%	10/22	10/29	11/05	11/12	11/19	11/27	01/15		
COL%									
5 X 4	0	1	0	0	0	1	1	0	3
	0.00	1.09	0.00	0.00	0.00	1.09	1.09	0.00	3.26
	0.00	33.33	0.00	0.00	0.00	33.33	33.33	0.00	100.00
	0.00	4.76	0.00	0.00	0.00	4.55	50.00	0.00	3.26
5 X 5	0	0	0	1	1	3	0	0	5
	0.00	0.00	0.00	1.09	1.09	3.26	0.00	0.00	5.43
	0.00	0.00	0.00	20.00	20.00	60.00	0.00	0.00	100.00
	0.00	0.00	0.00	8.33	5.00	13.64	0.00	0.00	5.43
6 X 5	0	0	1	0	0	0	0	0	1
	0.00	0.00	1.09	0.00	0.00	0.00	0.00	0.00	1.09
	0.00	0.00	100.00	0.00	0.00	0.00	0.00	0.00	100.00
	0.00	0.00	6.67	0.00	0.00	0.00	0.00	0.00	1.09
TOTAL	0	21	15	12	20	22	2	0	92
ANTLRD	0.00	22.83	16.30	13.04	21.74	23.91	2.17	0.00	100.00
	0.00	22.83	16.30	13.04	21.74	23.91	2.17	0.00	100.00
	0.00	100.00	100.00	100.00	100.00	100.00	100.00	0.00	100.00

1994 MULE DEER ANTLER STATISTICS BY TIME PERIOD

DISTRICT 332

FREQ	09/01	10/23	10/30	11/06	11/13	11/20	11/28	UNKWN	TOTAL
TOT%	TO	TO	TO	TO	TO	TO	TO		
ROW%	10/22	10/29	11/05	11/12	11/19	11/27	01/15		
COL%									
ANTLSS	0	0	0	2	0	1	0	1	4
	0.00	0.00	0.00	50.00	0.00	25.00	0.00	25.00	100.00
	0.00	0.00	0.00	50.00	0.00	25.00	0.00	25.00	100.00
	0.00	0.00	0.00	100.00	0.00	100.00	0.00	100.00	100.00
1 X 1	0	0	0	0	1	0	0	0	1
	0.00	0.00	0.00	0.00	4.76	0.00	0.00	0.00	4.76
	0.00	0.00	0.00	0.00	100.00	0.00	0.00	0.00	100.00
	0.00	0.00	0.00	0.00	25.00	0.00	0.00	0.00	4.76
2 X 2	0	1	1	3	1	1	0	0	7
	0.00	4.76	4.76	14.29	4.76	4.76	0.00	0.00	33.33
	0.00	14.29	14.29	42.86	14.29	14.29	0.00	0.00	100.00
	0.00	25.00	100.00	42.86	25.00	33.33	0.00	0.00	33.33
3 X 3	0	0	0	1	0	1	0	0	2
	0.00	0.00	0.00	4.76	0.00	4.76	0.00	0.00	9.52
	0.00	0.00	0.00	50.00	0.00	50.00	0.00	0.00	100.00
	0.00	0.00	0.00	14.29	0.00	33.33	0.00	0.00	9.52
4 X 2	0	0	0	1	0	0	0	0	1
	0.00	0.00	0.00	4.76	0.00	0.00	0.00	0.00	4.76
	0.00	0.00	0.00	100.00	0.00	0.00	0.00	0.00	100.00
	0.00	0.00	0.00	14.29	0.00	0.00	0.00	0.00	4.76
4 X 3	1	2	0	0	1	0	0	0	4
	4.76	9.52	0.00	0.00	4.76	0.00	0.00	0.00	19.05
	25.00	50.00	0.00	0.00	25.00	0.00	0.00	0.00	100.00
	50.00	50.00	0.00	0.00	25.00	0.00	0.00	0.00	19.05
4 X 4	0	1	0	1	0	1	0	0	3
	0.00	4.76	0.00	4.76	0.00	4.76	0.00	0.00	14.29
	0.00	33.33	0.00	33.33	0.00	33.33	0.00	0.00	100.00
	0.00	25.00	0.00	14.29	0.00	33.33	0.00	0.00	14.29
5 X 5	1	0	0	1	1	0	0	0	3
	4.76	0.00	0.00	4.76	4.76	0.00	0.00	0.00	14.29
	33.33	0.00	0.00	33.33	33.33	0.00	0.00	0.00	100.00
	50.00	0.00	0.00	14.29	25.00	0.00	0.00	0.00	14.29
TOTAL ANTLRD	2	4	1	7	4	3	0	0	21
	9.52	19.05	4.76	33.33	19.05	14.29	0.00	0.00	100.00
	9.52	19.05	4.76	33.33	19.05	14.29	0.00	0.00	100.00
	100.00	100.00	100.00	100.00	100.00	100.00	0.00	0.00	100.00

1994 MULE DEER ANTLER STATISTICS BY TIME PERIOD

DISTRICT 333 (CONTINUED)

FREQ	09/01	10/23	10/30	11/06	11/13	11/20	11/28	UNKWN	TOTAL
TOT%	TO	TO	TO	TO	TO	TO	TO		
ROW%	10/22	10/29	11/05	11/12	11/19	11/27	01/15		
COL%									
5 X 4	0	0	0	1	0	2	0	0	3
	0.00	0.00	0.00	1.35	0.00	2.70	0.00	0.00	4.05
	0.00	0.00	0.00	33.33	0.00	66.67	0.00	0.00	100.00
	0.00	0.00	0.00	7.69	0.00	13.33	0.00	0.00	4.05
5 X 5	0	2	1	1	0	0	0	0	4
	0.00	2.70	1.35	1.35	0.00	0.00	0.00	0.00	5.41
	0.00	50.00	25.00	25.00	0.00	0.00	0.00	0.00	100.00
	0.00	10.53	7.69	7.69	0.00	0.00	0.00	0.00	5.41
6 X 5	0	0	1	0	0	0	0	0	1
	0.00	0.00	1.35	0.00	0.00	0.00	0.00	0.00	1.35
	0.00	0.00	100.00	0.00	0.00	0.00	0.00	0.00	100.00
	0.00	0.00	7.69	0.00	0.00	0.00	0.00	0.00	1.35
6 X 6	0	0	1	0	0	0	0	0	1
	0.00	0.00	1.35	0.00	0.00	0.00	0.00	0.00	1.35
	0.00	0.00	100.00	0.00	0.00	0.00	0.00	0.00	100.00
	0.00	0.00	7.69	0.00	0.00	0.00	0.00	0.00	1.35
7 X 6	0	1	0	0	0	0	0	0	1
	0.00	1.35	0.00	0.00	0.00	0.00	0.00	0.00	1.35
	0.00	100.00	0.00	0.00	0.00	0.00	0.00	0.00	100.00
	0.00	5.26	0.00	0.00	0.00	0.00	0.00	0.00	1.35
TOTAL	2	19	13	13	11	15	1	0	74
ANTLRD	2.70	25.68	17.57	17.57	14.86	20.27	1.35	0.00	100.00
	2.70	25.68	17.57	17.57	14.86	20.27	1.35	0.00	100.00
	100.00	100.00	100.00	100.00	100.00	100.00	100.00	0.00	100.00

1994 MULE DEER ANTLER STATISTICS BY TIME PERIOD

DISTRICT 340

FREQ	09/01	10/23	10/30	11/06	11/13	11/20	11/28	UNKWN	TOTAL
TOT%	TO	TO	TO	TO	TO	TO	TO		
ROW%	10/22	10/29	11/05	11/12	11/19	11/27	01/15		
COL%									
ANTLSS	14	11	12	8	5	6	2	1	59
	23.73	18.64	20.34	13.56	8.47	10.17	3.39	1.69	100.00
	23.73	18.64	20.34	13.56	8.47	10.17	3.39	1.69	100.00
	100.00	100.00	100.00	100.00	100.00	100.00	100.00	100.00	100.00
1 X 1	0	0	0	1	0	0	0	0	1
	0.00	0.00	0.00	1.45	0.00	0.00	0.00	0.00	1.45
	0.00	0.00	0.00	100.00	0.00	0.00	0.00	0.00	100.00
	0.00	0.00	0.00	5.26	0.00	0.00	0.00	0.00	1.45
2 X 2	0	4	2	2	5	4	1	0	18
	0.00	5.80	2.90	2.90	7.25	5.80	1.45	0.00	26.09
	0.00	22.22	11.11	11.11	27.78	22.22	5.56	0.00	100.00
	0.00	28.57	15.38	10.53	55.56	33.33	100.00	0.00	26.09
3 X 2	0	1	0	2	1	0	0	1	5
	0.00	1.45	0.00	2.90	1.45	0.00	0.00	1.45	7.25
	0.00	20.00	0.00	40.00	20.00	0.00	0.00	20.00	100.00
	0.00	7.14	0.00	10.53	11.11	0.00	0.00	100.00	7.25
3 X 3	0	6	4	3	2	2	0	0	17
	0.00	8.70	5.80	4.35	2.90	2.90	0.00	0.00	24.64
	0.00	35.29	23.53	17.65	11.76	11.76	0.00	0.00	100.00
	0.00	42.86	30.77	15.79	22.22	16.67	0.00	0.00	24.64
4 X 1	0	0	0	0	0	1	0	0	1
	0.00	0.00	0.00	0.00	0.00	1.45	0.00	0.00	1.45
	0.00	0.00	0.00	0.00	0.00	100.00	0.00	0.00	100.00
	0.00	0.00	0.00	0.00	0.00	8.33	0.00	0.00	1.45
4 X 2	0	0	1	1	0	0	0	0	2
	0.00	0.00	1.45	1.45	0.00	0.00	0.00	0.00	2.90
	0.00	0.00	50.00	50.00	0.00	0.00	0.00	0.00	100.00
	0.00	0.00	7.69	5.26	0.00	0.00	0.00	0.00	2.90
4 X 3	0	0	0	1	0	1	0	0	2
	0.00	0.00	0.00	1.45	0.00	1.45	0.00	0.00	2.90
	0.00	0.00	0.00	50.00	0.00	50.00	0.00	0.00	100.00
	0.00	0.00	0.00	5.26	0.00	8.33	0.00	0.00	2.90
4 X 4	0	2	6	7	1	4	0	0	20
	0.00	2.90	8.70	10.14	1.45	5.80	0.00	0.00	28.99
	0.00	10.00	30.00	35.00	5.00	20.00	0.00	0.00	100.00
	0.00	14.29	46.15	36.84	11.11	33.33	0.00	0.00	28.99

1994 MULE DEER ANTLER STATISTICS BY TIME PERIOD

DISTRICT 341

FREQ	09/01	10/23	10/30	11/06	11/13	11/20	11/28	UNKWN	TOTAL
TOT%	TO	TO	TO	TO	TO	TO	TO		
ROW%	10/22	10/29	11/05	11/12	11/19	11/27	01/15		
COL%									
ANTLSS	0	8	7	8	2	14	1	0	40
	0.00	20.00	17.50	20.00	5.00	35.00	2.50	0.00	100.00
	0.00	20.00	17.50	20.00	5.00	35.00	2.50	0.00	100.00
	0.00	100.00	100.00	100.00	100.00	100.00	100.00	0.00	100.00
2 X 2	0	4	1	3	1	2	0	0	11
	0.00	12.90	3.23	9.68	3.23	6.45	0.00	0.00	35.48
	0.00	36.36	9.09	27.27	9.09	18.18	0.00	0.00	100.00
	0.00	57.14	100.00	50.00	16.67	22.22	0.00	0.00	35.48
3 X 2	0	0	0	1	0	0	0	0	1
	0.00	0.00	0.00	3.23	0.00	0.00	0.00	0.00	3.23
	0.00	0.00	0.00	100.00	0.00	0.00	0.00	0.00	100.00
	0.00	0.00	0.00	16.67	0.00	0.00	0.00	0.00	3.23
3 X 3	0	1	0	1	3	2	0	0	7
	0.00	3.23	0.00	3.23	9.68	6.45	0.00	0.00	22.58
	0.00	14.29	0.00	14.29	42.86	28.57	0.00	0.00	100.00
	0.00	14.29	0.00	16.67	50.00	22.22	0.00	0.00	22.58
4 X 3	0	0	0	0	1	0	0	0	1
	0.00	0.00	0.00	0.00	3.23	0.00	0.00	0.00	3.23
	0.00	0.00	0.00	0.00	100.00	0.00	0.00	0.00	100.00
	0.00	0.00	0.00	0.00	16.67	0.00	0.00	0.00	3.23
4 X 4	0	2	0	1	1	3	1	0	8
	0.00	6.45	0.00	3.23	3.23	9.68	3.23	0.00	25.81
	0.00	25.00	0.00	12.50	12.50	37.50	12.50	0.00	100.00
	0.00	28.57	0.00	16.67	16.67	33.33	100.00	0.00	25.81
5 X 3	1	0	0	0	0	0	0	0	1
	3.23	0.00	0.00	0.00	0.00	0.00	0.00	0.00	3.23
	100.00	0.00	0.00	0.00	0.00	0.00	0.00	0.00	100.00
	100.00	0.00	0.00	0.00	0.00	0.00	0.00	0.00	3.23
5 X 4	0	0	0	0	0	1	0	0	1
	0.00	0.00	0.00	0.00	0.00	3.23	0.00	0.00	3.23
	0.00	0.00	0.00	0.00	0.00	100.00	0.00	0.00	100.00
	0.00	0.00	0.00	0.00	0.00	11.11	0.00	0.00	3.23
5 X 5	0	0	0	0	0	1	0	0	1
	0.00	0.00	0.00	0.00	0.00	3.23	0.00	0.00	3.23
	0.00	0.00	0.00	0.00	0.00	100.00	0.00	0.00	100.00
	0.00	0.00	0.00	0.00	0.00	11.11	0.00	0.00	3.23

1994 MULE DEER ANTLER STATISTICS BY TIME PERIOD

DISTRICT 341 (CONTINUED)

FREQ	09/01	10/23	10/30	11/06	11/13	11/20	11/28	UNKWN	TOTAL
TOT%	TO	TO	TO	TO	TO	TO	TO		
ROW%	10/22	10/29	11/05	11/12	11/19	11/27	01/15		
COL%									
TOTAL	1	7	1	6	6	9	1	0	31
ANTLRD	3.23	22.58	3.23	19.35	19.35	29.03	3.23	0.00	100.00
	3.23	22.58	3.23	19.35	19.35	29.03	3.23	0.00	100.00
	100.00	100.00	100.00	100.00	100.00	100.00	100.00	0.00	100.00

1994 MULE DEER ANTLER STATISTICS BY TIME PERIOD

DISTRICT 360

FREQ TOT% ROW% COL%	09/01 TO 10/22	10/23 TO 10/29	10/30 TO 11/05	11/06 TO 11/12	11/13 TO 11/19	11/20 TO 11/27	11/28 TO 01/15	UNKWN	TOTAL
ANTLSS	4 9.30 9.30 100.00	5 11.63 11.63 100.00	6 13.95 13.95 100.00	4 9.30 9.30 100.00	11 25.58 25.58 100.00	13 30.23 30.23 100.00	0 0.00 0.00 0.00	0 0.00 0.00 0.00	43 100.00 100.00 100.00
1 X 1	0 0.00 0.00 0.00	2 2.33 50.00 25.00	0 0.00 0.00 0.00	1 1.16 25.00 6.25	0 0.00 0.00 0.00	1 1.16 25.00 3.13	0 0.00 0.00 0.00	0 0.00 0.00 0.00	4 4.65 100.00 4.65
2 X 1	0 0.00 0.00 0.00	0 0.00 0.00 0.00	0 0.00 0.00 0.00	0 0.00 0.00 0.00	1 1.16 100.00 8.33	0 0.00 0.00 0.00	0 0.00 0.00 0.00	0 0.00 0.00 0.00	1 1.16 100.00 1.16
2 X 2	1 1.16 6.67 25.00	0 0.00 0.00 0.00	0 0.00 0.00 0.00	3 3.49 20.00 18.75	4 4.65 26.67 33.33	7 8.14 46.67 21.88	0 0.00 0.00 0.00	0 0.00 0.00 0.00	15 17.44 100.00 17.44
3 X 2	0 0.00 0.00 0.00	0 0.00 0.00 0.00	3 3.49 60.00 23.08	1 1.16 20.00 6.25	0 0.00 0.00 0.00	1 1.16 20.00 3.13	0 0.00 0.00 0.00	0 0.00 0.00 0.00	5 5.81 100.00 5.81
3 X 3	0 0.00 0.00 0.00	2 2.33 13.33 25.00	3 3.49 20.00 23.08	1 1.16 6.67 6.25	2 2.33 13.33 16.67	7 8.14 46.67 21.88	0 0.00 0.00 0.00	0 0.00 0.00 0.00	15 17.44 100.00 17.44
4 X 3	0 0.00 0.00 0.00	0 0.00 0.00 0.00	0 0.00 0.00 0.00	2 2.33 40.00 12.50	1 1.16 20.00 8.33	2 2.33 40.00 6.25	0 0.00 0.00 0.00	0 0.00 0.00 0.00	5 5.81 100.00 5.81
4 X 4	2 2.33 6.90 50.00	4 4.65 13.79 50.00	2 2.33 6.90 15.38	5 5.81 17.24 31.25	3 3.49 10.34 25.00	12 13.95 41.38 37.50	0 0.00 0.00 0.00	1 1.16 3.45 100.00	29 33.72 100.00 33.72
5 X 4	1 1.16 16.67 25.00	0 0.00 0.00 0.00	0 0.00 0.00 0.00	3 3.49 50.00 18.75	1 1.16 16.67 8.33	1 1.16 16.67 3.13	0 0.00 0.00 0.00	0 0.00 0.00 0.00	6 6.98 100.00 6.98

1994 MULE DEER ANTLER STATISTICS BY TIME PERIOD

DISTRICT 360 (CONTINUED)

FREQ	09/01	10/23	10/30	11/06	11/13	11/20	11/28	UNKWN	TOTAL
TOT%	TO	TO	TO	TO	TO	TO	TO		
ROW%	10/22	10/29	11/05	11/12	11/19	11/27	01/15		
COL%									
5 X 5	0	0	3	0	0	1	0	0	4
	0.00	0.00	3.49	0.00	0.00	1.16	0.00	0.00	4.65
	0.00	0.00	75.00	0.00	0.00	25.00	0.00	0.00	100.00
	0.00	0.00	23.08	0.00	0.00	3.13	0.00	0.00	4.65
6 X 3	0	0	1	0	0	0	0	0	1
	0.00	0.00	1.16	0.00	0.00	0.00	0.00	0.00	1.16
	0.00	0.00	100.00	0.00	0.00	0.00	0.00	0.00	100.00
	0.00	0.00	7.69	0.00	0.00	0.00	0.00	0.00	1.16
6 X 4	0	0	1	0	0	0	0	0	1
	0.00	0.00	1.16	0.00	0.00	0.00	0.00	0.00	1.16
	0.00	0.00	100.00	0.00	0.00	0.00	0.00	0.00	100.00
	0.00	0.00	7.69	0.00	0.00	0.00	0.00	0.00	1.16
TOTAL	4	8	13	16	12	32	0	1	86
ANTLRD	4.65	9.30	15.12	18.60	13.95	37.21	0.00	1.16	100.00
	4.65	9.30	15.12	18.60	13.95	37.21	0.00	1.16	100.00
	100.00	100.00	100.00	100.00	100.00	100.00	0.00	100.00	100.00

1994 MULE DEER ANTLER STATISTICS BY TIME PERIOD

DISTRICT 361

FREQ	09/01	10/23	10/30	11/06	11/13	11/20	11/28	UNKWN	TOTAL
TOT%	TO	TO	TO	TO	TO	TO	TO		
ROW%	10/22	10/29	11/05	11/12	11/19	11/27	01/15		
COL%									
ANTLSS	0	1	0	0	0	1	0	0	2
	0.00	50.00	0.00	0.00	0.00	50.00	0.00	0.00	100.00
	0.00	50.00	0.00	0.00	0.00	50.00	0.00	0.00	100.00
	0.00	100.00	0.00	0.00	0.00	100.00	0.00	0.00	100.00
2 X 2	1	0	0	0	0	0	0	0	1
	25.00	0.00	0.00	0.00	0.00	0.00	0.00	0.00	25.00
	100.00	0.00	0.00	0.00	0.00	0.00	0.00	0.00	100.00
	50.00	0.00	0.00	0.00	0.00	0.00	0.00	0.00	25.00
3 X 3	0	0	0	1	0	0	0	0	1
	0.00	0.00	0.00	25.00	0.00	0.00	0.00	0.00	25.00
	0.00	0.00	0.00	100.00	0.00	0.00	0.00	0.00	100.00
	0.00	0.00	0.00	50.00	0.00	0.00	0.00	0.00	25.00
5 X 5	1	0	0	1	0	0	0	0	2
	25.00	0.00	0.00	25.00	0.00	0.00	0.00	0.00	50.00
	50.00	0.00	0.00	50.00	0.00	0.00	0.00	0.00	100.00
	50.00	0.00	0.00	50.00	0.00	0.00	0.00	0.00	50.00
TOTAL	2	0	0	2	0	0	0	0	4
ANTLRD	50.00	0.00	0.00	50.00	0.00	0.00	0.00	0.00	100.00
	50.00	0.00	0.00	50.00	0.00	0.00	0.00	0.00	100.00
	100.00	0.00	0.00	100.00	0.00	0.00	0.00	0.00	100.00

1994 MULE DEER ANTLER STATISTICS BY TIME PERIOD

DISTRICT 362

FREQ	09/01	10/23	10/30	11/06	11/13	11/20	11/28	UNKWN	TOTAL
TOT%	TO	TO	TO	TO	TO	TO	TO		
ROW%	10/22	10/29	11/05	11/12	11/19	11/27	01/15		
COL%									
ANTLSS	1	0	0	2	2	4	0	0	9
	11.11	0.00	0.00	22.22	22.22	44.44	0.00	0.00	100.00
	11.11	0.00	0.00	22.22	22.22	44.44	0.00	0.00	100.00
	100.00	0.00	0.00	100.00	100.00	100.00	0.00	0.00	100.00
1 X 1	0	0	0	0	0	1	0	0	1
	0.00	0.00	0.00	0.00	0.00	4.76	0.00	0.00	4.76
	0.00	0.00	0.00	0.00	0.00	100.00	0.00	0.00	100.00
	0.00	0.00	0.00	0.00	0.00	11.11	0.00	0.00	4.76
2 X 2	0	1	1	1	1	2	0	0	6
	0.00	4.76	4.76	4.76	4.76	9.52	0.00	0.00	28.57
	0.00	16.67	16.67	16.67	16.67	33.33	0.00	0.00	100.00
	0.00	100.00	33.33	25.00	25.00	22.22	0.00	0.00	28.57
3 X 2	0	0	1	0	0	0	0	0	1
	0.00	0.00	4.76	0.00	0.00	0.00	0.00	0.00	4.76
	0.00	0.00	100.00	0.00	0.00	0.00	0.00	0.00	100.00
	0.00	0.00	33.33	0.00	0.00	0.00	0.00	0.00	4.76
4 X 3	0	0	0	1	1	1	0	0	3
	0.00	0.00	0.00	4.76	4.76	4.76	0.00	0.00	14.29
	0.00	0.00	0.00	33.33	33.33	33.33	0.00	0.00	100.00
	0.00	0.00	0.00	25.00	25.00	11.11	0.00	0.00	14.29
4 X 4	0	0	1	2	1	3	0	0	7
	0.00	0.00	4.76	9.52	4.76	14.29	0.00	0.00	33.33
	0.00	0.00	14.29	28.57	14.29	42.86	0.00	0.00	100.00
	0.00	0.00	33.33	50.00	25.00	33.33	0.00	0.00	33.33
5 X 5	0	0	0	0	1	2	0	0	3
	0.00	0.00	0.00	0.00	4.76	9.52	0.00	0.00	14.29
	0.00	0.00	0.00	0.00	33.33	66.67	0.00	0.00	100.00
	0.00	0.00	0.00	0.00	25.00	22.22	0.00	0.00	14.29
TOTAL	0	1	3	4	4	9	0	0	21
ANTLRD	0.00	4.76	14.29	19.05	19.05	42.86	0.00	0.00	100.00
	0.00	4.76	14.29	19.05	19.05	42.86	0.00	0.00	100.00
	0.00	100.00	100.00	100.00	100.00	100.00	0.00	0.00	100.00

1994 MULE DEER ANTLER STATISTICS BY TIME PERIOD

DISTRICT 393

FREQ	09/01	10/23	10/30	11/06	11/13	11/20	11/28	UNKWN	TOTAL
TOT%	TO	TO	TO	TO	TO	TO	TO		
ROW%	10/22	10/29	11/05	11/12	11/19	11/27	01/15		
COL%									
ANTLSS	2	16	11	20	13	25	0	0	87
	2.30	18.39	12.64	22.99	14.94	28.74	0.00	0.00	100.00
	2.30	18.39	12.64	22.99	14.94	28.74	0.00	0.00	100.00
	100.00	100.00	100.00	100.00	100.00	100.00	0.00	0.00	100.00
1 X 1	0	1	0	2	0	3	0	0	6
	0.00	0.78	0.00	1.55	0.00	2.33	0.00	0.00	4.65
	0.00	16.67	0.00	33.33	0.00	50.00	0.00	0.00	100.00
	0.00	5.26	0.00	6.67	0.00	8.82	0.00	0.00	4.65
2 X 1	0	1	0	1	0	0	0	0	2
	0.00	0.78	0.00	0.78	0.00	0.00	0.00	0.00	1.55
	0.00	50.00	0.00	50.00	0.00	0.00	0.00	0.00	100.00
	0.00	5.26	0.00	3.33	0.00	0.00	0.00	0.00	1.55
2 X 2	2	3	10	3	6	14	0	0	38
	1.55	2.33	7.75	2.33	4.65	10.85	0.00	0.00	29.46
	5.26	7.89	26.32	7.89	15.79	36.84	0.00	0.00	100.00
	66.67	15.79	45.45	10.00	28.57	41.18	0.00	0.00	29.46
3 X -	0	0	0	0	0	1	0	0	1
	0.00	0.00	0.00	0.00	0.00	0.78	0.00	0.00	0.78
	0.00	0.00	0.00	0.00	0.00	100.00	0.00	0.00	100.00
	0.00	0.00	0.00	0.00	0.00	2.94	0.00	0.00	0.78
3 X 2	0	0	1	2	1	1	0	0	5
	0.00	0.00	0.78	1.55	0.78	0.78	0.00	0.00	3.88
	0.00	0.00	20.00	40.00	20.00	20.00	0.00	0.00	100.00
	0.00	0.00	4.55	6.67	4.76	2.94	0.00	0.00	3.88
3 X 3	0	5	2	5	3	3	0	0	18
	0.00	3.88	1.55	3.88	2.33	2.33	0.00	0.00	13.95
	0.00	27.78	11.11	27.78	16.67	16.67	0.00	0.00	100.00
	0.00	26.32	9.09	16.67	14.29	8.82	0.00	0.00	13.95
4 X 2	0	0	0	0	1	0	0	0	1
	0.00	0.00	0.00	0.00	0.78	0.00	0.00	0.00	0.78
	0.00	0.00	0.00	0.00	100.00	0.00	0.00	0.00	100.00
	0.00	0.00	0.00	0.00	4.76	0.00	0.00	0.00	0.78
4 X 3	0	0	1	5	2	2	0	0	10
	0.00	0.00	0.78	3.88	1.55	1.55	0.00	0.00	7.75
	0.00	0.00	10.00	50.00	20.00	20.00	0.00	0.00	100.00
	0.00	0.00	4.55	16.67	9.52	5.88	0.00	0.00	7.75

1994 MULE DEER ANTLER STATISTICS BY TIME PERIOD

DISTRICT 393 (CONTINUED)

FREQ	09/01	10/23	10/30	11/06	11/13	11/20	11/28	UNKWN	TOTAL
TOT%	TO	TO	TO	TO	TO	TO	TO		
ROW%	10/22	10/29	11/05	11/12	11/19	11/27	01/15		
COL%									
4 X 4	1	6	6	6	4	10	0	0	33
	0.78	4.65	4.65	4.65	3.10	7.75	0.00	0.00	25.58
	3.03	18.18	18.18	18.18	12.12	30.30	0.00	0.00	100.00
	33.33	31.58	27.27	20.00	19.05	29.41	0.00	0.00	25.58
5 X -	0	0	0	1	0	0	0	0	1
	0.00	0.00	0.00	0.78	0.00	0.00	0.00	0.00	0.78
	0.00	0.00	0.00	100.00	0.00	0.00	0.00	0.00	100.00
	0.00	0.00	0.00	3.33	0.00	0.00	0.00	0.00	0.78
5 X 4	0	0	1	1	2	0	0	0	4
	0.00	0.00	0.78	0.78	1.55	0.00	0.00	0.00	3.10
	0.00	0.00	25.00	25.00	50.00	0.00	0.00	0.00	100.00
	0.00	0.00	4.55	3.33	9.52	0.00	0.00	0.00	3.10
5 X 5	0	3	0	3	2	0	0	0	8
	0.00	2.33	0.00	2.33	1.55	0.00	0.00	0.00	6.20
	0.00	37.50	0.00	37.50	25.00	0.00	0.00	0.00	100.00
	0.00	15.79	0.00	10.00	9.52	0.00	0.00	0.00	6.20
6 X 6	0	0	1	1	0	0	0	0	2
	0.00	0.00	0.78	0.78	0.00	0.00	0.00	0.00	1.55
	0.00	0.00	50.00	50.00	0.00	0.00	0.00	0.00	100.00
	0.00	0.00	4.55	3.33	0.00	0.00	0.00	0.00	1.55
TOTAL	3	19	22	30	21	34	0	0	129
ANTLRD	2.33	14.73	17.05	23.26	16.28	26.36	0.00	0.00	100.00
	2.33	14.73	17.05	23.26	16.28	26.36	0.00	0.00	100.00
	100.00	100.00	100.00	100.00	100.00	100.00	0.00	0.00	100.00

1994 MULE DEER ANTLER STATISTICS BY TIME PERIOD

DISTRICT 3XX

FREQ	09/01	10/23	10/30	11/06	11/13	11/20	11/28	UNKWN	TOTAL
TOT%	TO	TO	TO	TO	TO	TO	TO		
ROW%	10/22	10/29	11/05	11/12	11/19	11/27	01/15		
COL%									
ANTLSS	0	0	0	0	1	2	0	0	3
	0.00	0.00	0.00	0.00	33.33	66.67	0.00	0.00	100.00
	0.00	0.00	0.00	0.00	33.33	66.67	0.00	0.00	100.00
	0.00	0.00	0.00	0.00	100.00	100.00	0.00	0.00	100.00
2 X 2	0	1	0	0	0	1	0	0	2
	0.00	8.33	0.00	0.00	0.00	8.33	0.00	0.00	16.67
	0.00	50.00	0.00	0.00	0.00	50.00	0.00	0.00	100.00
	0.00	33.33	0.00	0.00	0.00	25.00	0.00	0.00	16.67
3 X 3	0	1	0	0	0	0	0	0	1
	0.00	8.33	0.00	0.00	0.00	0.00	0.00	0.00	8.33
	0.00	100.00	0.00	0.00	0.00	0.00	0.00	0.00	100.00
	0.00	33.33	0.00	0.00	0.00	0.00	0.00	0.00	8.33
4 X 4	0	0	1	0	1	2	0	0	4
	0.00	0.00	8.33	0.00	8.33	16.67	0.00	0.00	33.33
	0.00	0.00	25.00	0.00	25.00	50.00	0.00	0.00	100.00
	0.00	0.00	100.00	0.00	100.00	50.00	0.00	0.00	33.33
5 X 4	1	0	0	1	0	0	0	0	2
	8.33	0.00	0.00	8.33	0.00	0.00	0.00	0.00	16.67
	50.00	0.00	0.00	50.00	0.00	0.00	0.00	0.00	100.00
	100.00	0.00	0.00	50.00	0.00	0.00	0.00	0.00	16.67
5 X 5	0	1	0	1	0	1	0	0	3
	0.00	8.33	0.00	8.33	0.00	8.33	0.00	0.00	25.00
	0.00	33.33	0.00	33.33	0.00	33.33	0.00	0.00	100.00
	0.00	33.33	0.00	50.00	0.00	25.00	0.00	0.00	25.00
TOTAL	1	3	1	2	1	4	0	0	12
ANTLRD	8.33	25.00	8.33	16.67	8.33	33.33	0.00	0.00	100.00
	8.33	25.00	8.33	16.67	8.33	33.33	0.00	0.00	100.00
	100.00	100.00	100.00	100.00	100.00	100.00	0.00	0.00	100.00

1994 MULE DEER ANTLER STATISTICS BY TIME PERIOD

REGION 3

FREQ	09/01	10/23	10/30	11/06	11/13	11/20	11/28	UNKWN	TOTAL
TOT%	TO	TO	TO	TO	TO	TO	TO		
ROW%	TO	TO	TO	TO	TO	TO	TO		
COL%	10/22	10/29	11/05	11/12	11/19	11/27	01/15		
ANTLSS	143	294	189	253	203	302	16	7	1407
	10.16	20.90	13.43	17.98	14.43	21.46	1.14	0.50	100.00
	10.16	20.90	13.43	17.98	14.43	21.46	1.14	0.50	100.00
	100.00	100.00	100.00	100.00	100.00	100.00	100.00	100.00	100.00
1 X 1	0	16	6	9	8	22	0	0	61
	0.00	0.87	0.33	0.49	0.44	1.20	0.00	0.00	3.33
	0.00	26.23	9.84	14.75	13.11	36.07	0.00	0.00	100.00
	0.00	4.22	2.17	2.44	2.51	5.14	0.00	0.00	3.33
2 X -	0	0	0	0	0	1	0	0	1
	0.00	0.00	0.00	0.00	0.00	0.05	0.00	0.00	0.05
	0.00	0.00	0.00	0.00	0.00	100.00	0.00	0.00	100.00
	0.00	0.00	0.00	0.00	0.00	0.23	0.00	0.00	0.05
2 X 1	2	3	2	2	3	2	0	0	14
	0.11	0.16	0.11	0.11	0.16	0.11	0.00	0.00	0.76
	14.29	21.43	14.29	14.29	21.43	14.29	0.00	0.00	100.00
	4.55	0.79	0.72	0.54	0.94	0.47	0.00	0.00	0.76
2 X 2	16	108	72	100	82	145	4	1	528
	0.87	5.90	3.93	5.46	4.48	7.91	0.22	0.05	28.82
	3.03	20.45	13.64	18.94	15.53	27.46	0.76	0.19	100.00
	36.36	28.50	25.99	27.10	25.71	33.88	36.36	20.00	28.82
3 X -	0	0	0	0	0	1	0	0	1
	0.00	0.00	0.00	0.00	0.00	0.05	0.00	0.00	0.05
	0.00	0.00	0.00	0.00	0.00	100.00	0.00	0.00	100.00
	0.00	0.00	0.00	0.00	0.00	0.23	0.00	0.00	0.05
3 X 2	4	26	22	23	12	18	0	2	107
	0.22	1.42	1.20	1.26	0.66	0.98	0.00	0.11	5.84
	3.74	24.30	20.56	21.50	11.21	16.82	0.00	1.87	100.00
	9.09	6.86	7.94	6.23	3.76	4.21	0.00	40.00	5.84
3 X 3	5	55	52	62	48	58	1	0	281
	0.27	3.00	2.84	3.38	2.62	3.17	0.05	0.00	15.34
	1.78	19.57	18.51	22.06	17.08	20.64	0.36	0.00	100.00
	11.36	14.51	18.77	16.80	15.05	13.55	9.09	0.00	15.34
4 X 1	0	1	0	0	1	2	0	0	4
	0.00	0.05	0.00	0.00	0.05	0.11	0.00	0.00	0.22
	0.00	25.00	0.00	0.00	25.00	50.00	0.00	0.00	100.00
	0.00	0.26	0.00	0.00	0.31	0.47	0.00	0.00	0.22

1994 MULE DEER ANTLER STATISTICS BY TIME PERIOD

REGION 3 (CONTINUED)

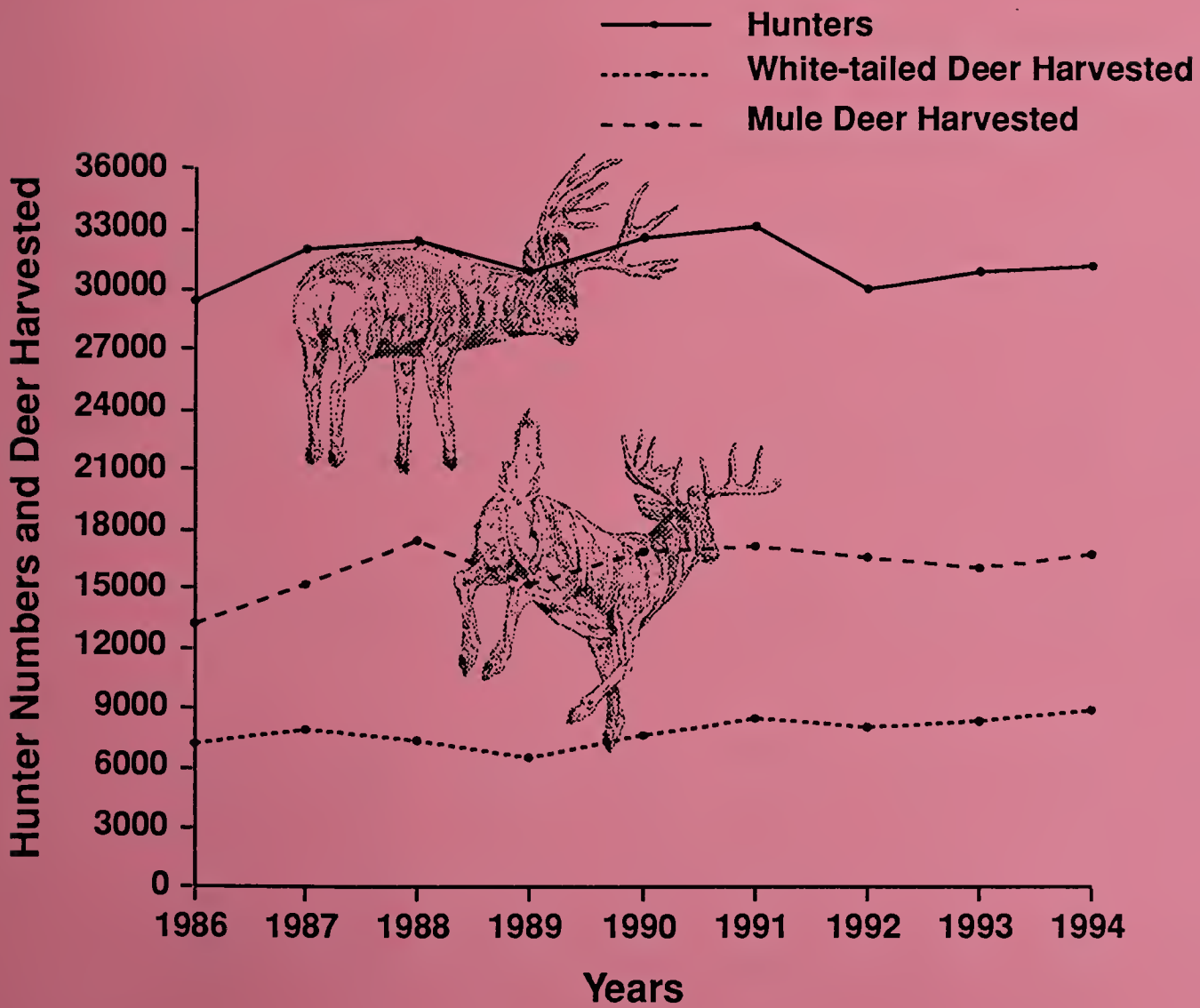
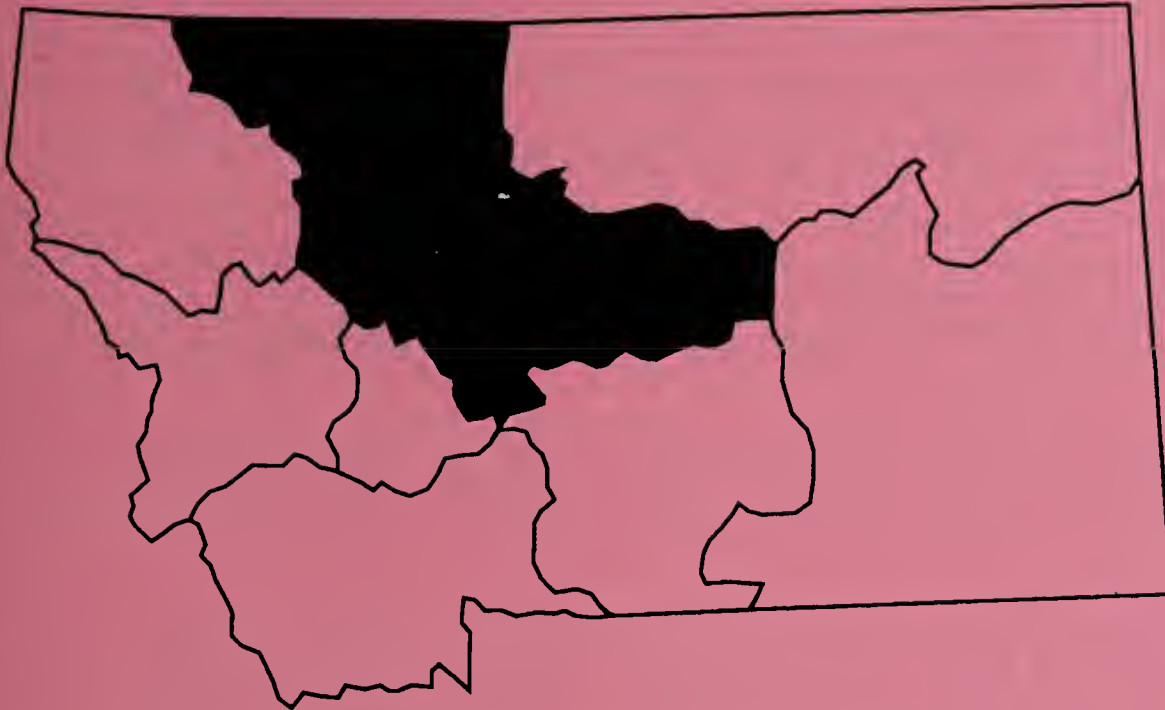
FREQ TOT% ROW% COL%	09/01 TO 10/22	10/23 TO 10/29	10/30 TO 11/05	11/06 TO 11/12	11/13 TO 11/19	11/20 TO 11/27	11/28 TO 01/15	UNKWN	TOTAL
4 X 2	0 0.00 0.00 0.00	1 0.05 9.09 0.26	2 0.11 18.18 0.72	4 0.22 36.36 1.08	2 0.11 18.18 0.63	2 0.11 18.18 0.47	0 0.00 0.00 0.00	0 0.00 0.00 0.00	11 0.60 100.00 0.60
4 X 3	2 0.11 1.56 4.55	26 1.42 20.31 6.86	16 0.87 12.50 5.78	31 1.69 24.22 8.40	26 1.42 20.31 8.15	26 1.42 20.31 6.07	1 0.05 0.78 9.09	0 0.00 0.00 0.00	128 6.99 100.00 6.99
4 X 4	8 0.44 1.67 18.18	97 5.29 20.25 25.59	76 4.15 15.87 27.44	92 5.02 19.21 24.93	92 5.02 19.21 28.84	110 6.00 22.96 25.70	3 0.16 0.63 27.27	1 0.05 0.21 20.00	479 26.15 100.00 26.15
5 X -	0 0.00 0.00 0.00	0 0.00 0.00 0.00	1 0.05 50.00 0.36	1 0.05 50.00 0.27	0 0.00 0.00 0.00	0 0.00 0.00 0.00	0 0.00 0.00 0.00	0 0.00 0.00 0.00	2 0.11 100.00 0.11
5 X 3	1 0.05 16.67 2.27	1 0.05 16.67 0.26	0 0.00 0.00 0.00	1 0.05 16.67 0.27	1 0.05 16.67 0.31	2 0.11 33.33 0.47	0 0.00 0.00 0.00	0 0.00 0.00 0.00	6 0.33 100.00 0.33
5 X 4	3 0.16 4.69 6.82	9 0.49 14.06 2.37	8 0.44 12.50 2.89	15 0.82 23.44 4.07	15 0.82 23.44 4.70	13 0.71 20.31 3.04	1 0.05 1.56 9.09	0 0.00 0.00 0.00	64 3.49 100.00 3.49
5 X 5	2 0.11 1.71 4.55	25 1.36 21.37 6.60	12 0.66 10.26 4.33	25 1.36 21.37 6.78	27 1.47 23.08 8.46	25 1.36 21.37 5.84	1 0.05 0.85 9.09	0 0.00 0.00 0.00	117 6.39 100.00 6.39
6 X 3	0 0.00 0.00 0.00	0 0.00 0.00 0.00	1 0.05 100.00 0.36	0 0.00 0.00 0.00	0 0.00 0.00 0.00	0 0.00 0.00 0.00	0 0.00 0.00 0.00	0 0.00 0.00 0.00	1 0.05 100.00 0.05
6 X 4	0 0.00 0.00 0.00	1 0.05 50.00 0.26	1 0.05 50.00 0.36	0 0.00 0.00 0.00	0 0.00 0.00 0.00	0 0.00 0.00 0.00	0 0.00 0.00 0.00	0 0.00 0.00 0.00	2 0.11 100.00 0.11

[Faint, illegible header text]

[Faint header 1]	[Faint header 2]	[Faint header 3]	[Faint header 4]	[Faint header 5]	[Faint header 6]	[Faint header 7]	[Faint header 8]	[Faint header 9]	[Faint header 10]
[Faint data 1.1]	[Faint data 1.2]	[Faint data 1.3]	[Faint data 1.4]	[Faint data 1.5]	[Faint data 1.6]	[Faint data 1.7]	[Faint data 1.8]	[Faint data 1.9]	[Faint data 1.10]
[Faint data 2.1]	[Faint data 2.2]	[Faint data 2.3]	[Faint data 2.4]	[Faint data 2.5]	[Faint data 2.6]	[Faint data 2.7]	[Faint data 2.8]	[Faint data 2.9]	[Faint data 2.10]
[Faint data 3.1]	[Faint data 3.2]	[Faint data 3.3]	[Faint data 3.4]	[Faint data 3.5]	[Faint data 3.6]	[Faint data 3.7]	[Faint data 3.8]	[Faint data 3.9]	[Faint data 3.10]
[Faint data 4.1]	[Faint data 4.2]	[Faint data 4.3]	[Faint data 4.4]	[Faint data 4.5]	[Faint data 4.6]	[Faint data 4.7]	[Faint data 4.8]	[Faint data 4.9]	[Faint data 4.10]
[Faint data 5.1]	[Faint data 5.2]	[Faint data 5.3]	[Faint data 5.4]	[Faint data 5.5]	[Faint data 5.6]	[Faint data 5.7]	[Faint data 5.8]	[Faint data 5.9]	[Faint data 5.10]
[Faint data 6.1]	[Faint data 6.2]	[Faint data 6.3]	[Faint data 6.4]	[Faint data 6.5]	[Faint data 6.6]	[Faint data 6.7]	[Faint data 6.8]	[Faint data 6.9]	[Faint data 6.10]
[Faint data 7.1]	[Faint data 7.2]	[Faint data 7.3]	[Faint data 7.4]	[Faint data 7.5]	[Faint data 7.6]	[Faint data 7.7]	[Faint data 7.8]	[Faint data 7.9]	[Faint data 7.10]
[Faint data 8.1]	[Faint data 8.2]	[Faint data 8.3]	[Faint data 8.4]	[Faint data 8.5]	[Faint data 8.6]	[Faint data 8.7]	[Faint data 8.8]	[Faint data 8.9]	[Faint data 8.10]
[Faint data 9.1]	[Faint data 9.2]	[Faint data 9.3]	[Faint data 9.4]	[Faint data 9.5]	[Faint data 9.6]	[Faint data 9.7]	[Faint data 9.8]	[Faint data 9.9]	[Faint data 9.10]
[Faint data 10.1]	[Faint data 10.2]	[Faint data 10.3]	[Faint data 10.4]	[Faint data 10.5]	[Faint data 10.6]	[Faint data 10.7]	[Faint data 10.8]	[Faint data 10.9]	[Faint data 10.10]

[Faint, illegible text on the right margin]

**R
E
G
I
O
N
4
•
D
E
E
R**





1994 MULE DEER ANTLER STATISTICS BY TIME PERIOD

DISTRICT 400

FREQ TOT% ROW% COL%	09/01 TO 10/22	10/23 TO 10/29	10/30 TO 11/05	11/06 TO 11/12	11/13 TO 11/19	11/20 TO 11/27	11/28 TO 01/15	UNKWN	TOTAL
ANTLSS	1	30	21	12	11	15	1	1	92
	1.09	32.61	22.83	13.04	11.96	16.30	1.09	1.09	100.00
	1.09	32.61	22.83	13.04	11.96	16.30	1.09	1.09	100.00
	100.00	100.00	100.00	100.00	100.00	100.00	100.00	100.00	100.00
1 X 1	0	1	0	0	0	0	0	0	1
	0.00	0.60	0.00	0.00	0.00	0.00	0.00	0.00	0.60
	0.00	100.00	0.00	0.00	0.00	0.00	0.00	0.00	100.00
	0.00	1.85	0.00	0.00	0.00	0.00	0.00	0.00	0.60
2 X 1	0	0	0	0	1	0	0	0	1
	0.00	0.00	0.00	0.00	0.60	0.00	0.00	0.00	0.60
	0.00	0.00	0.00	0.00	100.00	0.00	0.00	0.00	100.00
	0.00	0.00	0.00	0.00	3.45	0.00	0.00	0.00	0.60
2 X 2	0	13	10	7	8	6	0	0	44
	0.00	7.74	5.95	4.17	4.76	3.57	0.00	0.00	26.19
	0.00	29.55	22.73	15.91	18.18	13.64	0.00	0.00	100.00
	0.00	24.07	27.78	24.14	27.59	33.33	0.00	0.00	26.19
3 X 0	0	1	0	0	0	0	0	0	1
	0.00	0.60	0.00	0.00	0.00	0.00	0.00	0.00	0.60
	0.00	100.00	0.00	0.00	0.00	0.00	0.00	0.00	100.00
	0.00	1.85	0.00	0.00	0.00	0.00	0.00	0.00	0.60
3 X 2	0	4	1	1	1	2	0	0	9
	0.00	2.38	0.60	0.60	0.60	1.19	0.00	0.00	5.36
	0.00	44.44	11.11	11.11	11.11	22.22	0.00	0.00	100.00
	0.00	7.41	2.78	3.45	3.45	11.11	0.00	0.00	5.36
3 X 3	0	7	9	1	9	2	0	0	28
	0.00	4.17	5.36	0.60	5.36	1.19	0.00	0.00	16.67
	0.00	25.00	32.14	3.57	32.14	7.14	0.00	0.00	100.00
	0.00	12.96	25.00	3.45	31.03	11.11	0.00	0.00	16.67
4 X 2	0	0	0	1	0	0	0	0	1
	0.00	0.00	0.00	0.60	0.00	0.00	0.00	0.00	0.60
	0.00	0.00	0.00	100.00	0.00	0.00	0.00	0.00	100.00
	0.00	0.00	0.00	3.45	0.00	0.00	0.00	0.00	0.60
4 X 3	0	3	4	4	1	2	0	0	14
	0.00	1.79	2.38	2.38	0.60	1.19	0.00	0.00	8.33
	0.00	21.43	28.57	28.57	7.14	14.29	0.00	0.00	100.00
	0.00	5.56	11.11	13.79	3.45	11.11	0.00	0.00	8.33

1994 MULE DEER ANTLER STATISTICS BY TIME PERIOD

DISTRICT 400 (CONTINUED)

FREQ TOT% ROW% COL%	09/01 TO 10/22	10/23 TO 10/29	10/30 TO 11/05	11/06 TO 11/12	11/13 TO 11/19	11/20 TO 11/27	11/28 TO 01/15	UNKWN	TOTAL
4 X 4	0 0.00 0.00 0.00	17 10.12 39.53 31.48	8 4.76 18.60 22.22	10 5.95 23.26 34.48	3 1.79 6.98 10.34	5 2.98 11.63 27.78	0 0.00 0.00 0.00	0 0.00 0.00 0.00	43 25.60 100.00 25.60
5 X 4	1 0.60 12.50 100.00	2 1.19 25.00 3.70	2 1.19 25.00 5.56	2 1.19 25.00 6.90	1 0.60 12.50 3.45	0 0.00 0.00 0.00	0 0.00 0.00 0.00	0 0.00 0.00 0.00	8 4.76 100.00 4.76
5 X 5	0 0.00 0.00 0.00	3 1.79 27.27 5.56	1 0.60 9.09 2.78	2 1.19 18.18 6.90	3 1.79 27.27 10.34	1 0.60 9.09 5.56	1 0.60 9.09 100.00	0 0.00 0.00 0.00	11 6.55 100.00 6.55
6 X 5	0 0.00 0.00 0.00	1 0.60 25.00 1.85	0 0.00 0.00 0.00	1 0.60 25.00 3.45	2 1.19 50.00 6.90	0 0.00 0.00 0.00	0 0.00 0.00 0.00	0 0.00 0.00 0.00	4 2.38 100.00 2.38
7 X 6	0 0.00 0.00 0.00	1 0.60 50.00 1.85	1 0.60 50.00 2.78	0 0.00 0.00 0.00	0 0.00 0.00 0.00	0 0.00 0.00 0.00	0 0.00 0.00 0.00	0 0.00 0.00 0.00	2 1.19 100.00 1.19
9 X 8	0 0.00 0.00 0.00	1 0.60 100.00 1.85	0 0.00 0.00 0.00	0 0.00 0.00 0.00	0 0.00 0.00 0.00	0 0.00 0.00 0.00	0 0.00 0.00 0.00	0 0.00 0.00 0.00	1 0.60 100.00 0.60
TOTAL ANTLRD	1 0.60 0.60 100.00	54 32.14 32.14 100.00	36 21.43 21.43 100.00	29 17.26 17.26 100.00	29 17.26 17.26 100.00	18 10.71 10.71 100.00	1 0.60 0.60 100.00	0 0.00 0.00 0.00	168 100.00 100.00 100.00

1994 MULE DEER ANTLER STATISTICS BY TIME PERIOD

DISTRICT 401

FREQ TOT% ROW% COL%	09/01 TO 10/22	10/23 TO 10/29	10/30 TO 11/05	11/06 TO 11/12	11/13 TO 11/19	11/20 TO 11/27	11/28 TO 01/15	UNKWN	TOTAL
ANTLSS	0 0.00 0.00 0.00	17 27.87 27.87 100.00	21 34.43 34.43 100.00	14 22.95 22.95 100.00	7 11.48 11.48 100.00	2 3.28 3.28 100.00	0 0.00 0.00 0.00	0 0.00 0.00 0.00	61 100.00 100.00 100.00
2 X 1	0 0.00 0.00 0.00	0 0.00 0.00 0.00	1 1.02 50.00 3.33	1 1.02 50.00 3.70	0 0.00 0.00 0.00	0 0.00 0.00 0.00	0 0.00 0.00 0.00	0 0.00 0.00 0.00	2 2.04 100.00 2.04
2 X 2	0 0.00 0.00 0.00	7 7.14 26.92 29.17	7 7.14 26.92 23.33	9 9.18 34.62 33.33	1 1.02 3.85 10.00	2 2.04 7.69 40.00	0 0.00 0.00 0.00	0 0.00 0.00 0.00	26 26.53 100.00 26.53
3 X 2	0 0.00 0.00 0.00	0 0.00 0.00 0.00	0 0.00 0.00 0.00	2 2.04 100.00 7.41	0 0.00 0.00 0.00	0 0.00 0.00 0.00	0 0.00 0.00 0.00	0 0.00 0.00 0.00	2 2.04 100.00 2.04
3 X 3	0 0.00 0.00 0.00	5 5.10 25.00 20.83	10 10.20 50.00 33.33	1 1.02 5.00 3.70	1 1.02 5.00 10.00	1 1.02 5.00 20.00	0 0.00 0.00 0.00	2 2.04 10.00 100.00	20 20.41 100.00 20.41
4 X 2	0 0.00 0.00 0.00	0 0.00 0.00 0.00	0 0.00 0.00 0.00	1 1.02 100.00 3.70	0 0.00 0.00 0.00	0 0.00 0.00 0.00	0 0.00 0.00 0.00	0 0.00 0.00 0.00	1 1.02 100.00 1.02
4 X 3	0 0.00 0.00 0.00	1 1.02 16.67 4.17	2 2.04 33.33 6.67	3 3.06 50.00 11.11	0 0.00 0.00 0.00	0 0.00 0.00 0.00	0 0.00 0.00 0.00	0 0.00 0.00 0.00	6 6.12 100.00 6.12
4 X 4	0 0.00 0.00 0.00	8 8.16 34.78 33.33	7 7.14 30.43 23.33	3 3.06 13.04 11.11	5 5.10 21.74 50.00	0 0.00 0.00 0.00	0 0.00 0.00 0.00	0 0.00 0.00 0.00	23 23.47 100.00 23.47
5 X 3	0 0.00 0.00 0.00	0 0.00 0.00 0.00	0 0.00 0.00 0.00	0 0.00 0.00 0.00	0 0.00 0.00 0.00	1 1.02 100.00 20.00	0 0.00 0.00 0.00	0 0.00 0.00 0.00	1 1.02 100.00 1.02

1994 MULE DEER ANTLER STATISTICS BY TIME PERIOD

DISTRICT 401 (CONTINUED)

FREQ	09/01	10/23	10/30	11/06	11/13	11/20	11/28	UNKWN	TOTAL
TOT%	TO	TO	TO	TO	TO	TO	TO		
ROW%	10/22	10/29	11/05	11/12	11/19	11/27	01/15		
COL%									
5 X 4	0	1	0	3	1	1	0	0	6
	0.00	1.02	0.00	3.06	1.02	1.02	0.00	0.00	6.12
	0.00	16.67	0.00	50.00	16.67	16.67	0.00	0.00	100.00
	0.00	4.17	0.00	11.11	10.00	20.00	0.00	0.00	6.12
5 X 5	0	1	2	3	2	0	0	0	8
	0.00	1.02	2.04	3.06	2.04	0.00	0.00	0.00	8.16
	0.00	12.50	25.00	37.50	25.00	0.00	0.00	0.00	100.00
	0.00	4.17	6.67	11.11	20.00	0.00	0.00	0.00	8.16
6 X 5	0	1	1	0	0	0	0	0	2
	0.00	1.02	1.02	0.00	0.00	0.00	0.00	0.00	2.04
	0.00	50.00	50.00	0.00	0.00	0.00	0.00	0.00	100.00
	0.00	4.17	3.33	0.00	0.00	0.00	0.00	0.00	2.04
7 X 5	0	0	0	1	0	0	0	0	1
	0.00	0.00	0.00	1.02	0.00	0.00	0.00	0.00	1.02
	0.00	0.00	0.00	100.00	0.00	0.00	0.00	0.00	100.00
	0.00	0.00	0.00	3.70	0.00	0.00	0.00	0.00	1.02
TOTAL ANTLRD	0	24	30	27	10	5	0	2	98
	0.00	24.49	30.61	27.55	10.20	5.10	0.00	2.04	100.00
	0.00	24.49	30.61	27.55	10.20	5.10	0.00	2.04	100.00
	0.00	100.00	100.00	100.00	100.00	100.00	0.00	100.00	100.00

1994 MULE DEER ANTLER STATISTICS BY TIME PERIOD

DISTRICT 403

FREQ	09/01	10/23	10/30	11/06	11/13	11/20	11/28	UNKWN	TOTAL
TOT%	TO	TO	TO	TO	TO	TO	TO		
ROW%	10/22	10/29	11/05	11/12	11/19	11/27	01/15		
COL%									
ANTLSS	0	4	2	3	1	0	0	1	11
	0.00	36.36	18.18	27.27	9.09	0.00	0.00	9.09	100.00
	0.00	36.36	18.18	27.27	9.09	0.00	0.00	9.09	100.00
	0.00	100.00	100.00	100.00	100.00	0.00	0.00	100.00	100.00
2 X 1	0	0	1	0	0	0	0	0	1
	0.00	0.00	4.35	0.00	0.00	0.00	0.00	0.00	4.35
	0.00	0.00	100.00	0.00	0.00	0.00	0.00	0.00	100.00
	0.00	0.00	25.00	0.00	0.00	0.00	0.00	0.00	4.35
2 X 2	0	3	1	4	0	0	0	0	8
	0.00	13.04	4.35	17.39	0.00	0.00	0.00	0.00	34.78
	0.00	37.50	12.50	50.00	0.00	0.00	0.00	0.00	100.00
	0.00	30.00	25.00	57.14	0.00	0.00	0.00	0.00	34.78
3 X 3	0	2	0	0	1	0	0	0	3
	0.00	8.70	0.00	0.00	4.35	0.00	0.00	0.00	13.04
	0.00	66.67	0.00	0.00	33.33	0.00	0.00	0.00	100.00
	0.00	20.00	0.00	0.00	100.00	0.00	0.00	0.00	13.04
4 X 2	0	1	0	0	0	0	0	0	1
	0.00	4.35	0.00	0.00	0.00	0.00	0.00	0.00	4.35
	0.00	100.00	0.00	0.00	0.00	0.00	0.00	0.00	100.00
	0.00	10.00	0.00	0.00	0.00	0.00	0.00	0.00	4.35
4 X 3	0	0	1	3	0	0	0	0	4
	0.00	0.00	4.35	13.04	0.00	0.00	0.00	0.00	17.39
	0.00	0.00	25.00	75.00	0.00	0.00	0.00	0.00	100.00
	0.00	0.00	25.00	42.86	0.00	0.00	0.00	0.00	17.39
4 X 4	0	4	1	0	0	0	0	1	6
	0.00	17.39	4.35	0.00	0.00	0.00	0.00	4.35	26.09
	0.00	66.67	16.67	0.00	0.00	0.00	0.00	16.67	100.00
	0.00	40.00	25.00	0.00	0.00	0.00	0.00	100.00	26.09
TOTAL	0	10	4	7	1	0	0	1	23
ANTLRD	0.00	43.48	17.39	30.43	4.35	0.00	0.00	4.35	100.00
	0.00	43.48	17.39	30.43	4.35	0.00	0.00	4.35	100.00
	0.00	100.00	100.00	100.00	100.00	0.00	0.00	100.00	100.00

1994 MULE DEER ANTLER STATISTICS BY TIME PERIOD

DISTRICT 404

FREQ TOT% ROW% COL%	09/01 TO 10/22	10/23 TO 10/29	10/30 TO 11/05	11/06 TO 11/12	11/13 TO 11/19	11/20 TO 11/27	11/28 TO 01/15	UNKWN	TOTAL
ANTLSS	0 0.00 0.00 0.00	9 14.29 14.29 100.00	8 12.70 12.70 100.00	13 20.63 20.63 100.00	14 22.22 22.22 100.00	17 26.98 26.98 100.00	2 3.17 3.17 100.00	0 0.00 0.00 0.00	63 100.00 100.00 100.00
1 X 1	0 0.00 0.00 0.00	3 2.36 42.86 8.33	0 0.00 0.00 0.00	0 0.00 0.00 0.00	1 0.79 14.29 5.56	3 2.36 42.86 9.68	0 0.00 0.00 0.00	0 0.00 0.00 0.00	7 5.51 100.00 5.51
2 X 1	0 0.00 0.00 0.00	1 0.79 25.00 2.78	0 0.00 0.00 0.00	1 0.79 25.00 4.76	1 0.79 25.00 5.56	1 0.79 25.00 3.23	0 0.00 0.00 0.00	0 0.00 0.00 0.00	4 3.15 100.00 3.15
2 X 2	0 0.00 0.00 0.00	7 5.51 20.59 19.44	5 3.94 14.71 27.78	7 5.51 20.59 33.33	3 2.36 8.82 16.67	11 8.66 32.35 35.48	0 0.00 0.00 0.00	1 0.79 2.94 100.00	34 26.77 100.00 26.77
3 X 2	0 0.00 0.00 0.00	3 2.36 21.43 8.33	2 1.57 14.29 11.11	1 0.79 7.14 4.76	4 3.15 28.57 22.22	4 3.15 28.57 12.90	0 0.00 0.00 0.00	0 0.00 0.00 0.00	14 11.02 100.00 11.02
3 X 3	1 0.79 4.17 100.00	10 7.87 41.67 27.78	2 1.57 8.33 11.11	5 3.94 20.83 23.81	3 2.36 12.50 16.67	3 2.36 12.50 9.68	0 0.00 0.00 0.00	0 0.00 0.00 0.00	24 18.90 100.00 18.90
4 X 2	0 0.00 0.00 0.00	1 0.79 100.00 2.78	0 0.00 0.00 0.00	0 0.00 0.00 0.00	0 0.00 0.00 0.00	0 0.00 0.00 0.00	0 0.00 0.00 0.00	0 0.00 0.00 0.00	1 0.79 100.00 0.79
4 X 3	0 0.00 0.00 0.00	2 1.57 16.67 5.56	2 1.57 16.67 11.11	3 2.36 25.00 14.29	1 0.79 8.33 5.56	4 3.15 33.33 12.90	0 0.00 0.00 0.00	0 0.00 0.00 0.00	12 9.45 100.00 9.45
4 X 4	0 0.00 0.00 0.00	7 5.51 33.33 19.44	6 4.72 28.57 33.33	4 3.15 19.05 19.05	0 0.00 0.00 0.00	3 2.36 14.29 9.68	1 0.79 4.76 100.00	0 0.00 0.00 0.00	21 16.54 100.00 16.54

1994 MULE DEER ANTLER STATISTICS BY TIME PERIOD

DISTRICT 405

FREQ TOT% ROW% COL%	09/01 TO 10/22	10/23 TO 10/29	10/30 TO 11/05	11/06 TO 11/12	11/13 TO 11/19	11/20 TO 11/27	11/28 TO 01/15	UNKWN	TOTAL
ANTLSS	0 0.00 0.00 0.00	14 28.57 28.57 100.00	3 6.12 6.12 100.00	11 22.45 22.45 100.00	7 14.29 14.29 100.00	13 26.53 26.53 100.00	0 0.00 0.00 0.00	1 2.04 2.04 100.00	49 100.00 100.00 100.00
1 X 1	0 0.00 0.00 0.00	0 0.00 0.00 0.00	1 1.01 100.00 5.26	0 0.00 0.00 0.00	0 0.00 0.00 0.00	0 0.00 0.00 0.00	0 0.00 0.00 0.00	0 0.00 0.00 0.00	1 1.01 100.00 1.01
2 X 2	0 0.00 0.00 0.00	6 6.06 25.00 23.08	5 5.05 20.83 26.32	7 7.07 29.17 35.00	2 2.02 8.33 11.76	4 4.04 16.67 23.53	0 0.00 0.00 0.00	0 0.00 0.00 0.00	24 24.24 100.00 24.24
3 X 2	0 0.00 0.00 0.00	3 3.03 23.08 11.54	2 2.02 15.38 10.53	2 2.02 15.38 10.00	5 5.05 38.46 29.41	1 1.01 7.69 5.88	0 0.00 0.00 0.00	0 0.00 0.00 0.00	13 13.13 100.00 13.13
3 X 3	0 0.00 0.00 0.00	4 4.04 20.00 15.38	2 2.02 10.00 10.53	5 5.05 25.00 25.00	2 2.02 10.00 11.76	7 7.07 35.00 41.18	0 0.00 0.00 0.00	0 0.00 0.00 0.00	20 20.20 100.00 20.20
4 X 2	0 0.00 0.00 0.00	0 0.00 0.00 0.00	0 0.00 0.00 0.00	0 0.00 0.00 0.00	1 1.01 100.00 5.88	0 0.00 0.00 0.00	0 0.00 0.00 0.00	0 0.00 0.00 0.00	1 1.01 100.00 1.01
4 X 3	0 0.00 0.00 0.00	3 3.03 33.33 11.54	2 2.02 22.22 10.53	3 3.03 33.33 15.00	1 1.01 11.11 5.88	0 0.00 0.00 0.00	0 0.00 0.00 0.00	0 0.00 0.00 0.00	9 9.09 100.00 9.09
4 X 4	0 0.00 0.00 0.00	3 3.03 30.00 11.54	2 2.02 20.00 10.53	3 3.03 30.00 15.00	1 1.01 10.00 5.88	1 1.01 10.00 5.88	0 0.00 0.00 0.00	0 0.00 0.00 0.00	10 10.10 100.00 10.10
5 X 4	0 0.00 0.00 0.00	1 1.01 25.00 3.85	0 0.00 0.00 0.00	0 0.00 0.00 0.00	2 2.02 50.00 11.76	1 1.01 25.00 5.88	0 0.00 0.00 0.00	0 0.00 0.00 0.00	4 4.04 100.00 4.04

1994 MULE DEER ANTLER STATISTICS BY TIME PERIOD

DISTRICT 405 (CONTINUED)

FREQ	09/01	10/23	10/30	11/06	11/13	11/20	11/28	UNKWN	TOTAL
TOT%	TO	TO	TO	TO	TO	TO	TO		
ROW%	10/22	10/29	11/05	11/12	11/19	11/27	01/15		
COL%									
5 X 5	0	6	4	0	2	3	0	0	15
	0.00	6.06	4.04	0.00	2.02	3.03	0.00	0.00	15.15
	0.00	40.00	26.67	0.00	13.33	20.00	0.00	0.00	100.00
	0.00	23.08	21.05	0.00	11.76	17.65	0.00	0.00	15.15
6 X -	0	0	0	0	1	0	0	0	1
	0.00	0.00	0.00	0.00	1.01	0.00	0.00	0.00	1.01
	0.00	0.00	0.00	0.00	100.00	0.00	0.00	0.00	100.00
	0.00	0.00	0.00	0.00	5.88	0.00	0.00	0.00	1.01
7 X 5	0	0	1	0	0	0	0	0	1
	0.00	0.00	1.01	0.00	0.00	0.00	0.00	0.00	1.01
	0.00	0.00	100.00	0.00	0.00	0.00	0.00	0.00	100.00
	0.00	0.00	5.26	0.00	0.00	0.00	0.00	0.00	1.01
TOTAL ANTLRD	0	26	19	20	17	17	0	0	99
	0.00	26.26	19.19	20.20	17.17	17.17	0.00	0.00	100.00
	0.00	26.26	19.19	20.20	17.17	17.17	0.00	0.00	100.00
	0.00	100.00	100.00	100.00	100.00	100.00	0.00	0.00	100.00

1994 MULE DEER ANTLER STATISTICS BY TIME PERIOD

DISTRICT 406

FREQ	09/01	10/23	10/30	11/06	11/13	11/20	11/28	UNKWN	TOTAL
TOT%	TO	TO	TO	TO	TO	TO	TO		
ROW%	10/22	10/29	11/05	11/12	11/19	11/27	01/15		
COL%									
ANTLSS	0	8	2	4	4	1	0	0	19
	0.00	42.11	10.53	21.05	21.05	5.26	0.00	0.00	100.00
	0.00	42.11	10.53	21.05	21.05	5.26	0.00	0.00	100.00
	0.00	100.00	100.00	100.00	100.00	100.00	0.00	0.00	100.00
1 X 1	0	0	0	1	0	0	0	0	1
	0.00	0.00	0.00	3.03	0.00	0.00	0.00	0.00	3.03
	0.00	0.00	0.00	100.00	0.00	0.00	0.00	0.00	100.00
	0.00	0.00	0.00	14.29	0.00	0.00	0.00	0.00	3.03
2 X 2	0	5	0	2	2	0	0	0	9
	0.00	15.15	0.00	6.06	6.06	0.00	0.00	0.00	27.27
	0.00	55.56	0.00	22.22	22.22	0.00	0.00	0.00	100.00
	0.00	31.25	0.00	28.57	28.57	0.00	0.00	0.00	27.27
3 X 3	0	3	1	1	0	0	0	0	5
	0.00	9.09	3.03	3.03	0.00	0.00	0.00	0.00	15.15
	0.00	60.00	20.00	20.00	0.00	0.00	0.00	0.00	100.00
	0.00	18.75	100.00	14.29	0.00	0.00	0.00	0.00	15.15
4 X 1	0	0	0	0	1	0	0	0	1
	0.00	0.00	0.00	0.00	3.03	0.00	0.00	0.00	3.03
	0.00	0.00	0.00	0.00	100.00	0.00	0.00	0.00	100.00
	0.00	0.00	0.00	0.00	14.29	0.00	0.00	0.00	3.03
4 X 3	0	1	0	1	0	0	0	0	2
	0.00	3.03	0.00	3.03	0.00	0.00	0.00	0.00	6.06
	0.00	50.00	0.00	50.00	0.00	0.00	0.00	0.00	100.00
	0.00	6.25	0.00	14.29	0.00	0.00	0.00	0.00	6.06
4 X 4	0	4	0	2	2	1	0	0	9
	0.00	12.12	0.00	6.06	6.06	3.03	0.00	0.00	27.27
	0.00	44.44	0.00	22.22	22.22	11.11	0.00	0.00	100.00
	0.00	25.00	0.00	28.57	28.57	50.00	0.00	0.00	27.27
5 X 4	0	1	0	0	0	0	0	0	1
	0.00	3.03	0.00	0.00	0.00	0.00	0.00	0.00	3.03
	0.00	100.00	0.00	0.00	0.00	0.00	0.00	0.00	100.00
	0.00	6.25	0.00	0.00	0.00	0.00	0.00	0.00	3.03
5 X 5	0	2	0	0	2	1	0	0	5
	0.00	6.06	0.00	0.00	6.06	3.03	0.00	0.00	15.15
	0.00	40.00	0.00	0.00	40.00	20.00	0.00	0.00	100.00
	0.00	12.50	0.00	0.00	28.57	50.00	0.00	0.00	15.15

1994 MULE DEER ANTLER STATISTICS BY TIME PERIOD

DISTRICT 406 (CONTINUED)

FREQ	09/01	10/23	10/30	11/06	11/13	11/20	11/28	UNKWN	TOTAL
TOT%	TO	TO	TO	TO	TO	TO	TO		
ROW%	10/22	10/29	11/05	11/12	11/19	11/27	01/15		
COL%									
TOTAL	0	16	1	7	7	2	0	0	33
ANTLRD	0.00	48.48	3.03	21.21	21.21	6.06	0.00	0.00	100.00
	0.00	48.48	3.03	21.21	21.21	6.06	0.00	0.00	100.00
	0.00	100.00	100.00	100.00	100.00	100.00	0.00	0.00	100.00

1994 MULE DEER ANTLER STATISTICS BY TIME PERIOD

DISTRICT 410 (CONTINUED)

FREQ	09/01	10/23	10/30	11/06	11/13	11/20	11/28	UNKWN	TOTAL
TOT%	TO	TO	TO	TO	TO	TO	TO		
ROW%	10/22	10/29	11/05	11/12	11/19	11/27	01/15		
COL%									
5 X 4	0	5	1	2	8	2	0	0	18
	0.00	2.08	0.42	0.83	3.33	0.83	0.00	0.00	7.50
	0.00	27.78	5.56	11.11	44.44	11.11	0.00	0.00	100.00
	0.00	9.80	4.76	5.26	15.69	2.82	0.00	0.00	7.50
5 X 5	0	6	1	7	7	13	0	1	35
	0.00	2.50	0.42	2.92	2.92	5.42	0.00	0.42	14.58
	0.00	17.14	2.86	20.00	20.00	37.14	0.00	2.86	100.00
	0.00	11.76	4.76	18.42	13.73	18.31	0.00	33.33	14.58
6 X 1	0	0	0	0	1	0	0	0	1
	0.00	0.00	0.00	0.00	0.42	0.00	0.00	0.00	0.42
	0.00	0.00	0.00	0.00	100.00	0.00	0.00	0.00	100.00
	0.00	0.00	0.00	0.00	1.96	0.00	0.00	0.00	0.42
6 X 4	0	1	0	0	0	0	0	0	1
	0.00	0.42	0.00	0.00	0.00	0.00	0.00	0.00	0.42
	0.00	100.00	0.00	0.00	0.00	0.00	0.00	0.00	100.00
	0.00	1.96	0.00	0.00	0.00	0.00	0.00	0.00	0.42
6 X 5	0	1	1	1	2	3	0	0	8
	0.00	0.42	0.42	0.42	0.83	1.25	0.00	0.00	3.33
	0.00	12.50	12.50	12.50	25.00	37.50	0.00	0.00	100.00
	0.00	1.96	4.76	2.63	3.92	4.23	0.00	0.00	3.33
6 X 6	0	0	0	1	0	2	0	0	3
	0.00	0.00	0.00	0.42	0.00	0.83	0.00	0.00	1.25
	0.00	0.00	0.00	33.33	0.00	66.67	0.00	0.00	100.00
	0.00	0.00	0.00	2.63	0.00	2.82	0.00	0.00	1.25
7 X 4	0	0	0	1	0	0	0	0	1
	0.00	0.00	0.00	0.42	0.00	0.00	0.00	0.00	0.42
	0.00	0.00	0.00	100.00	0.00	0.00	0.00	0.00	100.00
	0.00	0.00	0.00	2.63	0.00	0.00	0.00	0.00	0.42
7 X 5	0	0	0	2	0	1	0	0	3
	0.00	0.00	0.00	0.83	0.00	0.42	0.00	0.00	1.25
	0.00	0.00	0.00	66.67	0.00	33.33	0.00	0.00	100.00
	0.00	0.00	0.00	5.26	0.00	1.41	0.00	0.00	1.25
7 X 7	0	0	0	0	0	1	0	0	1
	0.00	0.00	0.00	0.00	0.00	0.42	0.00	0.00	0.42
	0.00	0.00	0.00	0.00	0.00	100.00	0.00	0.00	100.00
	0.00	0.00	0.00	0.00	0.00	1.41	0.00	0.00	0.42

1994 MULE DEER ANTLER STATISTICS BY TIME PERIOD

DISTRICT 411

FREQ	09/01	10/23	10/30	11/06	11/13	11/20	11/28	UNKWN	TOTAL
TOT%	TO	TO	TO	TO	TO	TO	TO		
ROW%	10/22	10/29	11/05	11/12	11/19	11/27	01/15		
COL%									
ANTLSS	2	11	7	14	10	14	4	0	62
	3.23	17.74	11.29	22.58	16.13	22.58	6.45	0.00	100.00
	3.23	17.74	11.29	22.58	16.13	22.58	6.45	0.00	100.00
	100.00	100.00	100.00	100.00	100.00	100.00	100.00	0.00	100.00
1 X 1	0	0	1	0	1	1	1	0	4
	0.00	0.00	0.58	0.00	0.58	0.58	0.58	0.00	2.34
	0.00	0.00	25.00	0.00	25.00	25.00	25.00	0.00	100.00
	0.00	0.00	4.17	0.00	2.94	1.82	50.00	0.00	2.34
2 X 1	0	1	0	0	0	0	0	0	1
	0.00	0.58	0.00	0.00	0.00	0.00	0.00	0.00	0.58
	0.00	100.00	0.00	0.00	0.00	0.00	0.00	0.00	100.00
	0.00	4.35	0.00	0.00	0.00	0.00	0.00	0.00	0.58
2 X 2	2	2	3	5	5	10	0	0	27
	1.17	1.17	1.75	2.92	2.92	5.85	0.00	0.00	15.79
	7.41	7.41	11.11	18.52	18.52	37.04	0.00	0.00	100.00
	28.57	8.70	12.50	19.23	14.71	18.18	0.00	0.00	15.79
3 X -	0	0	0	0	0	1	0	0	1
	0.00	0.00	0.00	0.00	0.00	0.58	0.00	0.00	0.58
	0.00	0.00	0.00	0.00	0.00	100.00	0.00	0.00	100.00
	0.00	0.00	0.00	0.00	0.00	1.82	0.00	0.00	0.58
3 X 2	0	4	2	2	2	1	1	0	12
	0.00	2.34	1.17	1.17	1.17	0.58	0.58	0.00	7.02
	0.00	33.33	16.67	16.67	16.67	8.33	8.33	0.00	100.00
	0.00	17.39	8.33	7.69	5.88	1.82	50.00	0.00	7.02
3 X 3	1	3	4	3	3	10	0	0	24
	0.58	1.75	2.34	1.75	1.75	5.85	0.00	0.00	14.04
	4.17	12.50	16.67	12.50	12.50	41.67	0.00	0.00	100.00
	14.29	13.04	16.67	11.54	8.82	18.18	0.00	0.00	14.04
4 X 3	0	3	0	0	2	2	0	0	7
	0.00	1.75	0.00	0.00	1.17	1.17	0.00	0.00	4.09
	0.00	42.86	0.00	0.00	28.57	28.57	0.00	0.00	100.00
	0.00	13.04	0.00	0.00	5.88	3.64	0.00	0.00	4.09
4 X 4	3	8	6	13	12	19	0	0	61
	1.75	4.68	3.51	7.60	7.02	11.11	0.00	0.00	35.67
	4.92	13.11	9.84	21.31	19.67	31.15	0.00	0.00	100.00
	42.86	34.78	25.00	50.00	35.29	34.55	0.00	0.00	35.67

1994 MULE DEER ANTLER STATISTICS BY TIME PERIOD

DISTRICT 411 (CONTINUED)

FREQ	09/01	10/23	10/30	11/06	11/13	11/20	11/28	UNKWN	TOTAL
TOT%	TO	TO	TO	TO	TO	TO	TO		
ROW%	TO	TO	TO	TO	TO	TO	TO		
COL%	10/22	10/29	11/05	11/12	11/19	11/27	01/15		
5 X 3	0	0	0	0	1	0	0	0	1
	0.00	0.00	0.00	0.00	0.58	0.00	0.00	0.00	0.58
	0.00	0.00	0.00	0.00	100.00	0.00	0.00	0.00	100.00
	0.00	0.00	0.00	0.00	2.94	0.00	0.00	0.00	0.58
5 X 4	0	0	3	0	1	0	0	0	4
	0.00	0.00	1.75	0.00	0.58	0.00	0.00	0.00	2.34
	0.00	0.00	75.00	0.00	25.00	0.00	0.00	0.00	100.00
	0.00	0.00	12.50	0.00	2.94	0.00	0.00	0.00	2.34
5 X 5	0	2	3	2	5	9	0	0	21
	0.00	1.17	1.75	1.17	2.92	5.26	0.00	0.00	12.28
	0.00	9.52	14.29	9.52	23.81	42.86	0.00	0.00	100.00
	0.00	8.70	12.50	7.69	14.71	16.36	0.00	0.00	12.28
6 X 4	0	0	0	0	0	1	0	0	1
	0.00	0.00	0.00	0.00	0.00	0.58	0.00	0.00	0.58
	0.00	0.00	0.00	0.00	0.00	100.00	0.00	0.00	100.00
	0.00	0.00	0.00	0.00	0.00	1.82	0.00	0.00	0.58
6 X 5	0	0	2	0	2	1	0	0	5
	0.00	0.00	1.17	0.00	1.17	0.58	0.00	0.00	2.92
	0.00	0.00	40.00	0.00	40.00	20.00	0.00	0.00	100.00
	0.00	0.00	8.33	0.00	5.88	1.82	0.00	0.00	2.92
6 X 6	0	0	0	1	0	0	0	0	1
	0.00	0.00	0.00	0.58	0.00	0.00	0.00	0.00	0.58
	0.00	0.00	0.00	100.00	0.00	0.00	0.00	0.00	100.00
	0.00	0.00	0.00	3.85	0.00	0.00	0.00	0.00	0.58
7 X 5	1	0	0	0	0	0	0	0	1
	0.58	0.00	0.00	0.00	0.00	0.00	0.00	0.00	0.58
	100.00	0.00	0.00	0.00	0.00	0.00	0.00	0.00	100.00
	14.29	0.00	0.00	0.00	0.00	0.00	0.00	0.00	0.58
TOTAL	7	23	24	26	34	55	2	0	171
ANTLRD	4.09	13.45	14.04	15.20	19.88	32.16	1.17	0.00	100.00
	4.09	13.45	14.04	15.20	19.88	32.16	1.17	0.00	100.00
	100.00	100.00	100.00	100.00	100.00	100.00	100.00	0.00	100.00

1994 MULE DEER ANTLER STATISTICS BY TIME PERIOD

DISTRICT 412

FREQ TOT% ROW% COL%	09/01 TO 10/22	10/23 TO 10/29	10/30 TO 11/05	11/06 TO 11/12	11/13 TO 11/19	11/20 TO 11/27	11/28 TO 01/15	UNKWN	TOTAL
ANTLSS	2 6.67 6.67 100.00	7 23.33 23.33 100.00	1 3.33 3.33 100.00	5 16.67 16.67 100.00	3 10.00 10.00 100.00	8 26.67 26.67 100.00	4 13.33 13.33 100.00	0 0.00 0.00 0.00	30 100.00 100.00 100.00
1 X 1	0 0.00 0.00 0.00	1 0.88 25.00 4.17	0 0.00 0.00 0.00	1 0.88 25.00 6.25	1 0.88 25.00 4.76	1 0.88 25.00 3.33	0 0.00 0.00 0.00	0 0.00 0.00 0.00	4 3.54 100.00 3.54
2 X 1	0 0.00 0.00 0.00	0 0.00 0.00 0.00	0 0.00 0.00 0.00	0 0.00 0.00 0.00	1 0.88 100.00 4.76	0 0.00 0.00 0.00	0 0.00 0.00 0.00	0 0.00 0.00 0.00	1 0.88 100.00 0.88
2 X 2	0 0.00 0.00 0.00	5 4.42 21.74 20.83	4 3.54 17.39 20.00	6 5.31 26.09 37.50	3 2.65 13.04 14.29	5 4.42 21.74 16.67	0 0.00 0.00 0.00	0 0.00 0.00 0.00	23 20.35 100.00 20.35
3 X -	0 0.00 0.00 0.00	0 0.00 0.00 0.00	0 0.00 0.00 0.00	0 0.00 0.00 0.00	0 0.00 0.00 0.00	1 0.88 100.00 3.33	0 0.00 0.00 0.00	0 0.00 0.00 0.00	1 0.88 100.00 0.88
3 X 2	0 0.00 0.00 0.00	1 0.88 50.00 4.17	0 0.00 0.00 0.00	1 0.88 50.00 6.25	0 0.00 0.00 0.00	0 0.00 0.00 0.00	0 0.00 0.00 0.00	0 0.00 0.00 0.00	2 1.77 100.00 1.77
3 X 3	0 0.00 0.00 0.00	4 3.54 28.57 16.67	4 3.54 28.57 20.00	1 0.88 7.14 6.25	2 1.77 14.29 9.52	3 2.65 21.43 10.00	0 0.00 0.00 0.00	0 0.00 0.00 0.00	14 12.39 100.00 12.39
4 X 3	0 0.00 0.00 0.00	2 1.77 14.29 8.33	2 1.77 14.29 10.00	4 3.54 28.57 25.00	4 3.54 28.57 19.05	2 1.77 14.29 6.67	0 0.00 0.00 0.00	0 0.00 0.00 0.00	14 12.39 100.00 12.39
4 X 4	0 0.00 0.00 0.00	8 7.08 21.05 33.33	5 4.42 13.16 25.00	3 2.65 7.89 18.75	8 7.08 21.05 38.10	13 11.50 34.21 43.33	1 0.88 2.63 100.00	0 0.00 0.00 0.00	38 33.63 100.00 33.63

1994 MULE DEER ANTLER STATISTICS BY TIME PERIOD

DISTRICT 412 (CONTINUED)

FREQ	09/01	10/23	10/30	11/06	11/13	11/20	11/28	UNKWN	TOTAL
TOT%	TO	TO	TO	TO	TO	TO	TO		
ROW%	10/22	10/29	11/05	11/12	11/19	11/27	01/15		
COL%									
5 X 3	0	0	0	0	0	1	0	0	1
	0.00	0.00	0.00	0.00	0.00	0.88	0.00	0.00	0.88
	0.00	0.00	0.00	0.00	0.00	100.00	0.00	0.00	100.00
	0.00	0.00	0.00	0.00	0.00	3.33	0.00	0.00	0.88
5 X 4	0	1	2	0	0	1	0	0	4
	0.00	0.88	1.77	0.00	0.00	0.88	0.00	0.00	3.54
	0.00	25.00	50.00	0.00	0.00	25.00	0.00	0.00	100.00
	0.00	4.17	10.00	0.00	0.00	3.33	0.00	0.00	3.54
5 X 5	1	0	1	0	1	3	0	0	6
	0.88	0.00	0.88	0.00	0.88	2.65	0.00	0.00	5.31
	16.67	0.00	16.67	0.00	16.67	50.00	0.00	0.00	100.00
	100.00	0.00	5.00	0.00	4.76	10.00	0.00	0.00	5.31
6 X 5	0	1	0	0	1	0	0	0	2
	0.00	0.88	0.00	0.00	0.88	0.00	0.00	0.00	1.77
	0.00	50.00	0.00	0.00	50.00	0.00	0.00	0.00	100.00
	0.00	4.17	0.00	0.00	4.76	0.00	0.00	0.00	1.77
7 X 5	0	0	1	0	0	0	0	0	1
	0.00	0.00	0.88	0.00	0.00	0.00	0.00	0.00	0.88
	0.00	0.00	100.00	0.00	0.00	0.00	0.00	0.00	100.00
	0.00	0.00	5.00	0.00	0.00	0.00	0.00	0.00	0.88
7 X 7	0	1	0	0	0	0	0	0	1
	0.00	0.88	0.00	0.00	0.00	0.00	0.00	0.00	0.88
	0.00	100.00	0.00	0.00	0.00	0.00	0.00	0.00	100.00
	0.00	4.17	0.00	0.00	0.00	0.00	0.00	0.00	0.88
8 X 7	0	0	1	0	0	0	0	0	1
	0.00	0.00	0.88	0.00	0.00	0.00	0.00	0.00	0.88
	0.00	0.00	100.00	0.00	0.00	0.00	0.00	0.00	100.00
	0.00	0.00	5.00	0.00	0.00	0.00	0.00	0.00	0.88
TOTAL	1	24	20	16	21	30	1	0	113
ANTLRD	0.88	21.24	17.70	14.16	18.58	26.55	0.88	0.00	100.00
	0.88	21.24	17.70	14.16	18.58	26.55	0.88	0.00	100.00
	100.00	100.00	100.00	100.00	100.00	100.00	100.00	0.00	100.00

1994 MULE DEER ANTLER STATISTICS BY TIME PERIOD

DISTRICT 413

FREQ	09/01	10/23	10/30	11/06	11/13	11/20	11/28	UNKWN	TOTAL
TOT%	TO	TO	TO	TO	TO	TO	TO		
ROW%	10/22	10/29	11/05	11/12	11/19	11/27	01/15		
COL%									
ANTLSS	1	7	9	12	11	16	0	0	56
	1.79	12.50	16.07	21.43	19.64	28.57	0.00	0.00	100.00
	1.79	12.50	16.07	21.43	19.64	28.57	0.00	0.00	100.00
	100.00	100.00	100.00	100.00	100.00	100.00	0.00	0.00	100.00
1 X 1	0	4	1	0	2	3	0	0	10
	0.00	2.60	0.65	0.00	1.30	1.95	0.00	0.00	6.49
	0.00	40.00	10.00	0.00	20.00	30.00	0.00	0.00	100.00
	0.00	13.79	3.45	0.00	6.25	8.11	0.00	0.00	6.49
2 X 2	2	6	10	5	8	10	0	0	41
	1.30	3.90	6.49	3.25	5.19	6.49	0.00	0.00	26.62
	4.88	14.63	24.39	12.20	19.51	24.39	0.00	0.00	100.00
	50.00	20.69	34.48	21.74	25.00	27.03	0.00	0.00	26.62
3 X 2	1	3	1	1	1	1	0	0	8
	0.65	1.95	0.65	0.65	0.65	0.65	0.00	0.00	5.19
	12.50	37.50	12.50	12.50	12.50	12.50	0.00	0.00	100.00
	25.00	10.34	3.45	4.35	3.13	2.70	0.00	0.00	5.19
3 X 3	0	2	4	2	3	4	0	0	15
	0.00	1.30	2.60	1.30	1.95	2.60	0.00	0.00	9.74
	0.00	13.33	26.67	13.33	20.00	26.67	0.00	0.00	100.00
	0.00	6.90	13.79	8.70	9.38	10.81	0.00	0.00	9.74
4 X 3	0	0	2	2	0	2	0	0	6
	0.00	0.00	1.30	1.30	0.00	1.30	0.00	0.00	3.90
	0.00	0.00	33.33	33.33	0.00	33.33	0.00	0.00	100.00
	0.00	0.00	6.90	8.70	0.00	5.41	0.00	0.00	3.90
4 X 4	1	6	4	8	12	11	0	0	42
	0.65	3.90	2.60	5.19	7.79	7.14	0.00	0.00	27.27
	2.38	14.29	9.52	19.05	28.57	26.19	0.00	0.00	100.00
	25.00	20.69	13.79	34.78	37.50	29.73	0.00	0.00	27.27
5 X 4	0	3	4	1	2	1	0	0	11
	0.00	1.95	2.60	0.65	1.30	0.65	0.00	0.00	7.14
	0.00	27.27	36.36	9.09	18.18	9.09	0.00	0.00	100.00
	0.00	10.34	13.79	4.35	6.25	2.70	0.00	0.00	7.14
5 X 5	0	3	1	4	2	5	0	0	15
	0.00	1.95	0.65	2.60	1.30	3.25	0.00	0.00	9.74
	0.00	20.00	6.67	26.67	13.33	33.33	0.00	0.00	100.00
	0.00	10.34	3.45	17.39	6.25	13.51	0.00	0.00	9.74

1994 MULE DEER ANTLER STATISTICS BY TIME PERIOD

DISTRICT 413 (CONTINUED)

FREQ	09/01	10/23	10/30	11/06	11/13	11/20	11/28	UNKWN	TOTAL
TOT%	TO	TO	TO	TO	TO	TO	TO		
ROW%	10/22	10/29	11/05	11/12	11/19	11/27	01/15		
COL%									
6 X 1	0	0	1	0	0	0	0	0	1
	0.00	0.00	0.65	0.00	0.00	0.00	0.00	0.00	0.65
	0.00	0.00	100.00	0.00	0.00	0.00	0.00	0.00	100.00
	0.00	0.00	3.45	0.00	0.00	0.00	0.00	0.00	0.65
6 X 4	0	0	0	0	1	0	0	0	1
	0.00	0.00	0.00	0.00	0.65	0.00	0.00	0.00	0.65
	0.00	0.00	0.00	0.00	100.00	0.00	0.00	0.00	100.00
	0.00	0.00	0.00	0.00	3.13	0.00	0.00	0.00	0.65
6 X 5	0	0	1	0	1	0	0	0	2
	0.00	0.00	0.65	0.00	0.65	0.00	0.00	0.00	1.30
	0.00	0.00	50.00	0.00	50.00	0.00	0.00	0.00	100.00
	0.00	0.00	3.45	0.00	3.13	0.00	0.00	0.00	1.30
7 X 6	0	1	0	0	0	0	0	0	1
	0.00	0.65	0.00	0.00	0.00	0.00	0.00	0.00	0.65
	0.00	100.00	0.00	0.00	0.00	0.00	0.00	0.00	100.00
	0.00	3.45	0.00	0.00	0.00	0.00	0.00	0.00	0.65
9 X 9	0	1	0	0	0	0	0	0	1
	0.00	0.65	0.00	0.00	0.00	0.00	0.00	0.00	0.65
	0.00	100.00	0.00	0.00	0.00	0.00	0.00	0.00	100.00
	0.00	3.45	0.00	0.00	0.00	0.00	0.00	0.00	0.65
TOTAL	4	29	29	23	32	37	0	0	154
ANTLRD	2.60	18.83	18.83	14.94	20.78	24.03	0.00	0.00	100.00
	2.60	18.83	18.83	14.94	20.78	24.03	0.00	0.00	100.00
	100.00	100.00	100.00	100.00	100.00	100.00	0.00	0.00	100.00

1994 MULE DEER ANTLER STATISTICS BY TIME PERIOD

DISTRICT 415

FREQ TOT% ROW% COL%	09/01 TO 10/22	10/23 TO 10/29	10/30 TO 11/05	11/06 TO 11/12	11/13 TO 11/19	11/20 TO 11/27	11/28 TO 01/15	UNKWN	TOTAL
ANTLSS	0 0.00	0 0.00	1 50.00	0 0.00	0 0.00	1 50.00	0 0.00	0 0.00	2 100.00
	0.00	0.00	50.00	0.00	0.00	50.00	0.00	0.00	100.00
	0.00	0.00	50.00	0.00	0.00	50.00	0.00	0.00	100.00
	0.00	0.00	100.00	0.00	0.00	100.00	0.00	0.00	100.00
4 X 4	0 0.00	0 0.00	1 25.00	0 0.00	1 25.00	0 0.00	0 0.00	0 0.00	2 50.00
	0.00	0.00	25.00	0.00	25.00	0.00	0.00	0.00	50.00
	0.00	0.00	50.00	0.00	50.00	0.00	0.00	0.00	100.00
	0.00	0.00	100.00	0.00	100.00	0.00	0.00	0.00	50.00
5 X 5	0 0.00	0 0.00	0 0.00	1 25.00	0 0.00	1 25.00	0 0.00	0 0.00	2 50.00
	0.00	0.00	0.00	25.00	0.00	25.00	0.00	0.00	50.00
	0.00	0.00	0.00	50.00	0.00	50.00	0.00	0.00	100.00
	0.00	0.00	0.00	100.00	0.00	100.00	0.00	0.00	50.00
TOTAL ANTLRD	0 0.00	0 0.00	1 25.00	1 25.00	1 25.00	1 25.00	0 0.00	0 0.00	4 100.00
	0.00	0.00	25.00	25.00	25.00	25.00	0.00	0.00	100.00
	0.00	0.00	25.00	25.00	25.00	25.00	0.00	0.00	100.00
	0.00	0.00	100.00	100.00	100.00	100.00	0.00	0.00	100.00

1994 MULE DEER ANTLER STATISTICS BY TIME PERIOD

DISTRICT 416

FREQ	09/01	10/23	10/30	11/06	11/13	11/20	11/28	UNKWN	TOTAL
TOT%	TO	TO	TO	TO	TO	TO	TO		
ROW%	10/22	10/29	11/05	11/12	11/19	11/27	01/15		
COL%									
ANTLSS	0	10	9	5	8	9	0	1	42
	0.00	23.81	21.43	11.90	19.05	21.43	0.00	2.38	100.00
	0.00	23.81	21.43	11.90	19.05	21.43	0.00	2.38	100.00
	0.00	100.00	100.00	100.00	100.00	100.00	0.00	100.00	100.00
1 X 1	1	0	0	0	0	0	0	0	1
	1.41	0.00	0.00	0.00	0.00	0.00	0.00	0.00	1.41
	100.00	0.00	0.00	0.00	0.00	0.00	0.00	0.00	100.00
	50.00	0.00	0.00	0.00	0.00	0.00	0.00	0.00	1.41
2 X 1	0	0	0	0	0	2	0	0	2
	0.00	0.00	0.00	0.00	0.00	2.82	0.00	0.00	2.82
	0.00	0.00	0.00	0.00	0.00	100.00	0.00	0.00	100.00
	0.00	0.00	0.00	0.00	0.00	8.70	0.00	0.00	2.82
2 X 2	1	3	1	3	5	5	0	0	18
	1.41	4.23	1.41	4.23	7.04	7.04	0.00	0.00	25.35
	5.56	16.67	5.56	16.67	27.78	27.78	0.00	0.00	100.00
	50.00	16.67	11.11	30.00	55.56	21.74	0.00	0.00	25.35
3 X 2	0	2	0	1	0	0	0	0	3
	0.00	2.82	0.00	1.41	0.00	0.00	0.00	0.00	4.23
	0.00	66.67	0.00	33.33	0.00	0.00	0.00	0.00	100.00
	0.00	11.11	0.00	10.00	0.00	0.00	0.00	0.00	4.23
3 X 3	0	2	3	3	2	1	0	0	11
	0.00	2.82	4.23	4.23	2.82	1.41	0.00	0.00	15.49
	0.00	18.18	27.27	27.27	18.18	9.09	0.00	0.00	100.00
	0.00	11.11	33.33	30.00	22.22	4.35	0.00	0.00	15.49
4 X 3	0	3	0	0	1	1	0	0	5
	0.00	4.23	0.00	0.00	1.41	1.41	0.00	0.00	7.04
	0.00	60.00	0.00	0.00	20.00	20.00	0.00	0.00	100.00
	0.00	16.67	0.00	0.00	11.11	4.35	0.00	0.00	7.04
4 X 4	0	5	3	3	0	12	0	0	23
	0.00	7.04	4.23	4.23	0.00	16.90	0.00	0.00	32.39
	0.00	21.74	13.04	13.04	0.00	52.17	0.00	0.00	100.00
	0.00	27.78	33.33	30.00	0.00	52.17	0.00	0.00	32.39
5 X 2	0	0	0	0	0	1	0	0	1
	0.00	0.00	0.00	0.00	0.00	1.41	0.00	0.00	1.41
	0.00	0.00	0.00	0.00	0.00	100.00	0.00	0.00	100.00
	0.00	0.00	0.00	0.00	0.00	4.35	0.00	0.00	1.41

1994 MULE DEER ANTLER STATISTICS BY TIME PERIOD

DISTRICT 416 (CONTINUED)

FREQ	09/01	10/23	10/30	11/06	11/13	11/20	11/28	UNKWN	TOTAL
TOT%	TO	TO	TO	TO	TO	TO	TO		
ROW%	10/22	10/29	11/05	11/12	11/19	11/27	01/15		
COL%									
5 X 4	0	1	0	0	0	0	0	0	1
	0.00	1.41	0.00	0.00	0.00	0.00	0.00	0.00	1.41
	0.00	100.00	0.00	0.00	0.00	0.00	0.00	0.00	100.00
	0.00	5.56	0.00	0.00	0.00	0.00	0.00	0.00	1.41
5 X 5	0	1	1	0	1	0	0	0	3
	0.00	1.41	1.41	0.00	1.41	0.00	0.00	0.00	4.23
	0.00	33.33	33.33	0.00	33.33	0.00	0.00	0.00	100.00
	0.00	5.56	11.11	0.00	11.11	0.00	0.00	0.00	4.23
6 X 5	0	1	1	0	0	0	0	0	2
	0.00	1.41	1.41	0.00	0.00	0.00	0.00	0.00	2.82
	0.00	50.00	50.00	0.00	0.00	0.00	0.00	0.00	100.00
	0.00	5.56	11.11	0.00	0.00	0.00	0.00	0.00	2.82
7 X 6	0	0	0	0	0	1	0	0	1
	0.00	0.00	0.00	0.00	0.00	1.41	0.00	0.00	1.41
	0.00	0.00	0.00	0.00	0.00	100.00	0.00	0.00	100.00
	0.00	0.00	0.00	0.00	0.00	4.35	0.00	0.00	1.41
TOTAL	2	18	9	10	9	23	0	0	71
ANTLRD	2.82	25.35	12.68	14.08	12.68	32.39	0.00	0.00	100.00
	2.82	25.35	12.68	14.08	12.68	32.39	0.00	0.00	100.00
	100.00	100.00	100.00	100.00	100.00	100.00	0.00	0.00	100.00

1994 MULE DEER ANTLER STATISTICS BY TIME PERIOD

DISTRICT 417

FREQ	09/01	10/23	10/30	11/06	11/13	11/20	11/28	UNKWN	TOTAL
TOT%	TO	TO	TO	TO	TO	TO	TO		
ROW%	10/22	10/29	11/05	11/12	11/19	11/27	01/15		
COL%									
ANTLSS	2	34	21	14	18	27	14	0	130
	1.54	26.15	16.15	10.77	13.85	20.77	10.77	0.00	100.00
	1.54	26.15	16.15	10.77	13.85	20.77	10.77	0.00	100.00
	100.00	100.00	100.00	100.00	100.00	100.00	100.00	0.00	100.00
1 X 1	0	0	0	0	1	2	0	0	3
	0.00	0.00	0.00	0.00	0.46	0.92	0.00	0.00	1.38
	0.00	0.00	0.00	0.00	33.33	66.67	0.00	0.00	100.00
	0.00	0.00	0.00	0.00	2.44	4.17	0.00	0.00	1.38
2 X 2	1	14	6	5	2	4	1	0	33
	0.46	6.42	2.75	2.29	0.92	1.83	0.46	0.00	15.14
	3.03	42.42	18.18	15.15	6.06	12.12	3.03	0.00	100.00
	33.33	26.92	15.00	15.15	4.88	8.33	100.00	0.00	15.14
3 X 2	0	2	1	0	2	1	0	0	6
	0.00	0.92	0.46	0.00	0.92	0.46	0.00	0.00	2.75
	0.00	33.33	16.67	0.00	33.33	16.67	0.00	0.00	100.00
	0.00	3.85	2.50	0.00	4.88	2.08	0.00	0.00	2.75
3 X 3	1	8	8	5	9	8	0	0	39
	0.46	3.67	3.67	2.29	4.13	3.67	0.00	0.00	17.89
	2.56	20.51	20.51	12.82	23.08	20.51	0.00	0.00	100.00
	33.33	15.38	20.00	15.15	21.95	16.67	0.00	0.00	17.89
4 X 3	0	2	3	6	3	3	0	0	17
	0.00	0.92	1.38	2.75	1.38	1.38	0.00	0.00	7.80
	0.00	11.76	17.65	35.29	17.65	17.65	0.00	0.00	100.00
	0.00	3.85	7.50	18.18	7.32	6.25	0.00	0.00	7.80
4 X 4	1	12	15	10	14	19	0	0	71
	0.46	5.50	6.88	4.59	6.42	8.72	0.00	0.00	32.57
	1.41	16.90	21.13	14.08	19.72	26.76	0.00	0.00	100.00
	33.33	23.08	37.50	30.30	34.15	39.58	0.00	0.00	32.57
5 X 4	0	3	2	0	1	1	0	0	7
	0.00	1.38	0.92	0.00	0.46	0.46	0.00	0.00	3.21
	0.00	42.86	28.57	0.00	14.29	14.29	0.00	0.00	100.00
	0.00	5.77	5.00	0.00	2.44	2.08	0.00	0.00	3.21
5 X 5	0	8	4	5	7	7	0	0	31
	0.00	3.67	1.83	2.29	3.21	3.21	0.00	0.00	14.22
	0.00	25.81	12.90	16.13	22.58	22.58	0.00	0.00	100.00
	0.00	15.38	10.00	15.15	17.07	14.58	0.00	0.00	14.22

1994 MULE DEER ANTLER STATISTICS BY TIME PERIOD

DISTRICT 417 (CONTINUED)

FREQ TOT% ROW% COL%	09/01 TO 10/22	10/23 TO 10/29	10/30 TO 11/05	11/06 TO 11/12	11/13 TO 11/19	11/20 TO 11/27	11/28 TO 01/15	UNKWN	TOTAL
6 X 4	0 0.00 0.00 0.00	1 0.46 100.00 1.92	0 0.00 0.00 0.00	0 0.00 0.00 0.00	0 0.00 0.00 0.00	0 0.00 0.00 0.00	0 0.00 0.00 0.00	0 0.00 0.00 0.00	1 0.46 100.00 0.46
6 X 5	0 0.00 0.00 0.00	1 0.46 33.33 1.92	0 0.00 0.00 0.00	1 0.46 33.33 3.03	1 0.46 33.33 2.44	0 0.00 0.00 0.00	0 0.00 0.00 0.00	0 0.00 0.00 0.00	3 1.38 100.00 1.38
6 X 6	0 0.00 0.00 0.00	1 0.46 25.00 1.92	1 0.46 25.00 2.50	0 0.00 0.00 0.00	0 0.00 0.00 0.00	2 0.92 50.00 4.17	0 0.00 0.00 0.00	0 0.00 0.00 0.00	4 1.83 100.00 1.83
7 X 6	0 0.00 0.00 0.00	0 0.00 0.00 0.00	0 0.00 0.00 0.00	1 0.46 100.00 3.03	0 0.00 0.00 0.00	0 0.00 0.00 0.00	0 0.00 0.00 0.00	0 0.00 0.00 0.00	1 0.46 100.00 0.46
8 X 4	0 0.00 0.00 0.00	0 0.00 0.00 0.00	0 0.00 0.00 0.00	0 0.00 0.00 0.00	1 0.46 100.00 2.44	0 0.00 0.00 0.00	0 0.00 0.00 0.00	0 0.00 0.00 0.00	1 0.46 100.00 0.46
9 X 9	0 0.00 0.00 0.00	0 0.00 0.00 0.00	0 0.00 0.00 0.00	0 0.00 0.00 0.00	0 0.00 0.00 0.00	1 0.46 100.00 2.08	0 0.00 0.00 0.00	0 0.00 0.00 0.00	1 0.46 100.00 0.46
TOTAL ANTLRD	3 1.38 1.38 100.00	52 23.85 23.85 100.00	40 18.35 18.35 100.00	33 15.14 15.14 100.00	41 18.81 18.81 100.00	48 22.02 22.02 100.00	1 0.46 0.46 100.00	0 0.00 0.00 0.00	218 100.00 100.00 100.00

1994 MULE DEER ANTLER STATISTICS BY TIME PERIOD

DISTRICT 418

FREQ TOT% ROW% COL%	09/01 TO 10/22	10/23 TO 10/29	10/30 TO 11/05	11/06 TO 11/12	11/13 TO 11/19	11/20 TO 11/27	11/28 TO 01/15	UNKWN	TOTAL
ANTLSS	1	8	5	9	5	6	0	3	37
	2.70	21.62	13.51	24.32	13.51	16.22	0.00	8.11	100.00
	2.70	21.62	13.51	24.32	13.51	16.22	0.00	8.11	100.00
	100.00	100.00	100.00	100.00	100.00	100.00	0.00	100.00	100.00
1 X 1	0	0	0	0	1	1	0	0	2
	0.00	0.00	0.00	0.00	2.04	2.04	0.00	0.00	4.08
	0.00	0.00	0.00	0.00	50.00	50.00	0.00	0.00	100.00
	0.00	0.00	0.00	0.00	12.50	7.69	0.00	0.00	4.08
2 X 2	0	1	1	6	0	2	0	0	10
	0.00	2.04	2.04	12.24	0.00	4.08	0.00	0.00	20.41
	0.00	10.00	10.00	60.00	0.00	20.00	0.00	0.00	100.00
	0.00	11.11	16.67	46.15	0.00	15.38	0.00	0.00	20.41
3 X 2	0	1	0	0	1	0	0	0	2
	0.00	2.04	0.00	0.00	2.04	0.00	0.00	0.00	4.08
	0.00	50.00	0.00	0.00	50.00	0.00	0.00	0.00	100.00
	0.00	11.11	0.00	0.00	12.50	0.00	0.00	0.00	4.08
3 X 3	0	2	2	1	1	2	0	0	8
	0.00	4.08	4.08	2.04	2.04	4.08	0.00	0.00	16.33
	0.00	25.00	25.00	12.50	12.50	25.00	0.00	0.00	100.00
	0.00	22.22	33.33	7.69	12.50	15.38	0.00	0.00	16.33
4 X 3	0	0	1	0	2	2	0	0	5
	0.00	0.00	2.04	0.00	4.08	4.08	0.00	0.00	10.20
	0.00	0.00	20.00	0.00	40.00	40.00	0.00	0.00	100.00
	0.00	0.00	16.67	0.00	25.00	15.38	0.00	0.00	10.20
4 X 4	0	3	1	4	2	4	0	0	14
	0.00	6.12	2.04	8.16	4.08	8.16	0.00	0.00	28.57
	0.00	21.43	7.14	28.57	14.29	28.57	0.00	0.00	100.00
	0.00	33.33	16.67	30.77	25.00	30.77	0.00	0.00	28.57
5 X 4	0	1	0	0	0	1	0	0	2
	0.00	2.04	0.00	0.00	0.00	2.04	0.00	0.00	4.08
	0.00	50.00	0.00	0.00	0.00	50.00	0.00	0.00	100.00
	0.00	11.11	0.00	0.00	0.00	7.69	0.00	0.00	4.08
5 X 5	0	0	1	2	1	1	0	0	5
	0.00	0.00	2.04	4.08	2.04	2.04	0.00	0.00	10.20
	0.00	0.00	20.00	40.00	20.00	20.00	0.00	0.00	100.00
	0.00	0.00	16.67	15.38	12.50	7.69	0.00	0.00	10.20

1994 MULE DEER ANTLER STATISTICS BY TIME PERIOD

DISTRICT 418 (CONTINUED)

FREQ	09/01	10/23	10/30	11/06	11/13	11/20	11/28	UNKWN	TOTAL
TOT%	TO	TO	TO	TO	TO	TO	TO		
ROW%	10/22	10/29	11/05	11/12	11/19	11/27	01/15		
COL%									
7 X 5	0	1	0	0	0	0	0	0	1
	0.00	2.04	0.00	0.00	0.00	0.00	0.00	0.00	2.04
	0.00	100.00	0.00	0.00	0.00	0.00	0.00	0.00	100.00
	0.00	11.11	0.00	0.00	0.00	0.00	0.00	0.00	2.04
TOTAL	0	9	6	13	8	13	0	0	49
ANTLRD	0.00	18.37	12.24	26.53	16.33	26.53	0.00	0.00	100.00
	0.00	18.37	12.24	26.53	16.33	26.53	0.00	0.00	100.00
	0.00	100.00	100.00	100.00	100.00	100.00	0.00	0.00	100.00

1994 MULE DEER ANTLER STATISTICS BY TIME PERIOD

DISTRICT 419

FREQ	09/01	10/23	10/30	11/06	11/13	11/20	11/28	UNKWN	TOTAL
TOT%	TO	TO	TO	TO	TO	TO	TO		
ROW%	10/22	10/29	11/05	11/12	11/19	11/27	01/15		
COL%									
ANTLSS	0	7	6	10	2	8	2	0	35
	0.00	20.00	17.14	28.57	5.71	22.86	5.71	0.00	100.00
	0.00	20.00	17.14	28.57	5.71	22.86	5.71	0.00	100.00
	0.00	100.00	100.00	100.00	100.00	100.00	100.00	0.00	100.00
2 X 2	1	5	4	1	1	6	0	0	18
	1.56	7.81	6.25	1.56	1.56	9.38	0.00	0.00	28.13
	5.56	27.78	22.22	5.56	5.56	33.33	0.00	0.00	100.00
	50.00	55.56	28.57	14.29	7.14	33.33	0.00	0.00	28.13
3 X 2	0	0	0	1	0	0	0	0	1
	0.00	0.00	0.00	1.56	0.00	0.00	0.00	0.00	1.56
	0.00	0.00	0.00	100.00	0.00	0.00	0.00	0.00	100.00
	0.00	0.00	0.00	14.29	0.00	0.00	0.00	0.00	1.56
3 X 3	0	1	1	1	4	5	0	0	12
	0.00	1.56	1.56	1.56	6.25	7.81	0.00	0.00	18.75
	0.00	8.33	8.33	8.33	33.33	41.67	0.00	0.00	100.00
	0.00	11.11	7.14	14.29	28.57	27.78	0.00	0.00	18.75
4 X 2	0	0	1	0	0	0	0	0	1
	0.00	0.00	1.56	0.00	0.00	0.00	0.00	0.00	1.56
	0.00	0.00	100.00	0.00	0.00	0.00	0.00	0.00	100.00
	0.00	0.00	7.14	0.00	0.00	0.00	0.00	0.00	1.56
4 X 3	0	1	0	0	1	1	0	0	3
	0.00	1.56	0.00	0.00	1.56	1.56	0.00	0.00	4.69
	0.00	33.33	0.00	0.00	33.33	33.33	0.00	0.00	100.00
	0.00	11.11	0.00	0.00	7.14	5.56	0.00	0.00	4.69
4 X 4	0	1	5	1	5	5	0	0	17
	0.00	1.56	7.81	1.56	7.81	7.81	0.00	0.00	26.56
	0.00	5.88	29.41	5.88	29.41	29.41	0.00	0.00	100.00
	0.00	11.11	35.71	14.29	35.71	27.78	0.00	0.00	26.56
5 X 4	0	1	0	1	0	0	0	0	2
	0.00	1.56	0.00	1.56	0.00	0.00	0.00	0.00	3.13
	0.00	50.00	0.00	50.00	0.00	0.00	0.00	0.00	100.00
	0.00	11.11	0.00	14.29	0.00	0.00	0.00	0.00	3.13
5 X 5	1	0	2	2	1	0	0	0	6
	1.56	0.00	3.13	3.13	1.56	0.00	0.00	0.00	9.38
	16.67	0.00	33.33	33.33	16.67	0.00	0.00	0.00	100.00
	50.00	0.00	14.29	28.57	7.14	0.00	0.00	0.00	9.38

1994 MULE DEER ANTLER STATISTICS BY TIME PERIOD

DISTRICT 419 (CONTINUED)

FREQ	09/01	10/23	10/30	11/06	11/13	11/20	11/28	UNKWN	TOTAL
TOT%	TO	TO	TO	TO	TO	TO	TO		
ROW%	10/22	10/29	11/05	11/12	11/19	11/27	01/15		
COL%									
6 X 4	0	0	0	0	1	0	0	0	1
	0.00	0.00	0.00	0.00	1.56	0.00	0.00	0.00	1.56
	0.00	0.00	0.00	0.00	100.00	0.00	0.00	0.00	100.00
	0.00	0.00	0.00	0.00	7.14	0.00	0.00	0.00	1.56
6 X 5	0	0	1	0	0	1	0	0	2
	0.00	0.00	1.56	0.00	0.00	1.56	0.00	0.00	3.13
	0.00	0.00	50.00	0.00	0.00	50.00	0.00	0.00	100.00
	0.00	0.00	7.14	0.00	0.00	5.56	0.00	0.00	3.13
7 X 6	0	0	0	0	1	0	0	0	1
	0.00	0.00	0.00	0.00	1.56	0.00	0.00	0.00	1.56
	0.00	0.00	0.00	0.00	100.00	0.00	0.00	0.00	100.00
	0.00	0.00	0.00	0.00	7.14	0.00	0.00	0.00	1.56
TOTAL	2	9	14	7	14	18	0	0	64
ANTLRD	3.13	14.06	21.88	10.94	21.88	28.13	0.00	0.00	100.00
	3.13	14.06	21.88	10.94	21.88	28.13	0.00	0.00	100.00
	100.00	100.00	100.00	100.00	100.00	100.00	0.00	0.00	100.00

1994 MULE DEER ANTLER STATISTICS BY TIME PERIOD

DISTRICT 420

FREQ	09/01	10/23	10/30	11/06	11/13	11/20	11/28	UNKWN	TOTAL
TOT%	TO	TO	TO	TO	TO	TO	TO		
ROW%	TO	TO	TO	TO	TO	TO	TO		
COL%	10/22	10/29	11/05	11/12	11/19	11/27	01/15		
ANTLSS	0	1	1	0	1	1	0	0	4
	0.00	25.00	25.00	0.00	25.00	25.00	0.00	0.00	100.00
	0.00	25.00	25.00	0.00	25.00	25.00	0.00	0.00	100.00
	0.00	100.00	100.00	0.00	100.00	100.00	0.00	0.00	100.00
2 X 2	0	0	0	1	0	1	0	0	2
	0.00	0.00	0.00	8.33	0.00	8.33	0.00	0.00	16.67
	0.00	0.00	0.00	50.00	0.00	50.00	0.00	0.00	100.00
	0.00	0.00	0.00	25.00	0.00	50.00	0.00	0.00	16.67
3 X 3	0	0	1	1	2	1	0	0	5
	0.00	0.00	8.33	8.33	16.67	8.33	0.00	0.00	41.67
	0.00	0.00	20.00	20.00	40.00	20.00	0.00	0.00	100.00
	0.00	0.00	100.00	25.00	66.67	50.00	0.00	0.00	41.67
4 X 3	0	0	0	0	1	0	0	0	1
	0.00	0.00	0.00	0.00	8.33	0.00	0.00	0.00	8.33
	0.00	0.00	0.00	0.00	100.00	0.00	0.00	0.00	100.00
	0.00	0.00	0.00	0.00	33.33	0.00	0.00	0.00	8.33
4 X 4	0	1	0	2	0	0	0	0	3
	0.00	8.33	0.00	16.67	0.00	0.00	0.00	0.00	25.00
	0.00	33.33	0.00	66.67	0.00	0.00	0.00	0.00	100.00
	0.00	50.00	0.00	50.00	0.00	0.00	0.00	0.00	25.00
6 X 6	0	1	0	0	0	0	0	0	1
	0.00	8.33	0.00	0.00	0.00	0.00	0.00	0.00	8.33
	0.00	100.00	0.00	0.00	0.00	0.00	0.00	0.00	100.00
	0.00	50.00	0.00	0.00	0.00	0.00	0.00	0.00	8.33
TOTAL ANTLRD	0	2	1	4	3	2	0	0	12
	0.00	16.67	8.33	33.33	25.00	16.67	0.00	0.00	100.00
	0.00	16.67	8.33	33.33	25.00	16.67	0.00	0.00	100.00
	0.00	100.00	100.00	100.00	100.00	100.00	0.00	0.00	100.00

1994 MULE DEER ANTLER STATISTICS BY TIME PERIOD

DISTRICT 421

FREQ	09/01	10/23	10/30	11/06	11/13	11/20	11/28	UNKWN	TOTAL
TOT%	TO	TO	TO	TO	TO	TO	TO		
ROW%	10/22	10/29	11/05	11/12	11/19	11/27	01/15		
COL%									
ANTLSS	0	7	9	9	9	7	0	0	41
	0.00	17.07	21.95	21.95	21.95	17.07	0.00	0.00	100.00
	0.00	17.07	21.95	21.95	21.95	17.07	0.00	0.00	100.00
	0.00	100.00	100.00	100.00	100.00	100.00	0.00	0.00	100.00
1 X 1	0	0	0	0	0	1	0	0	1
	0.00	0.00	0.00	0.00	0.00	1.96	0.00	0.00	1.96
	0.00	0.00	0.00	0.00	0.00	100.00	0.00	0.00	100.00
	0.00	0.00	0.00	0.00	0.00	9.09	0.00	0.00	1.96
2 X 2	0	3	2	2	8	4	0	0	19
	0.00	5.88	3.92	3.92	15.69	7.84	0.00	0.00	37.25
	0.00	15.79	10.53	10.53	42.11	21.05	0.00	0.00	100.00
	0.00	23.08	40.00	33.33	53.33	36.36	0.00	0.00	37.25
3 X 2	1	0	2	0	0	0	0	0	3
	1.96	0.00	3.92	0.00	0.00	0.00	0.00	0.00	5.88
	33.33	0.00	66.67	0.00	0.00	0.00	0.00	0.00	100.00
	100.00	0.00	40.00	0.00	0.00	0.00	0.00	0.00	5.88
3 X 3	0	2	0	1	2	2	0	0	7
	0.00	3.92	0.00	1.96	3.92	3.92	0.00	0.00	13.73
	0.00	28.57	0.00	14.29	28.57	28.57	0.00	0.00	100.00
	0.00	15.38	0.00	16.67	13.33	18.18	0.00	0.00	13.73
4 X 4	0	6	0	1	4	3	0	0	14
	0.00	11.76	0.00	1.96	7.84	5.88	0.00	0.00	27.45
	0.00	42.86	0.00	7.14	28.57	21.43	0.00	0.00	100.00
	0.00	46.15	0.00	16.67	26.67	27.27	0.00	0.00	27.45
5 X -	0	0	0	1	0	0	0	0	1
	0.00	0.00	0.00	1.96	0.00	0.00	0.00	0.00	1.96
	0.00	0.00	0.00	100.00	0.00	0.00	0.00	0.00	100.00
	0.00	0.00	0.00	16.67	0.00	0.00	0.00	0.00	1.96
5 X 4	0	2	0	1	0	0	0	0	3
	0.00	3.92	0.00	1.96	0.00	0.00	0.00	0.00	5.88
	0.00	66.67	0.00	33.33	0.00	0.00	0.00	0.00	100.00
	0.00	15.38	0.00	16.67	0.00	0.00	0.00	0.00	5.88
5 X 5	0	0	1	0	1	1	0	0	3
	0.00	0.00	1.96	0.00	1.96	1.96	0.00	0.00	5.88
	0.00	0.00	33.33	0.00	33.33	33.33	0.00	0.00	100.00
	0.00	0.00	20.00	0.00	6.67	9.09	0.00	0.00	5.88

1994 MULE DEER ANTLER STATISTICS BY TIME PERIOD

DISTRICT 421 (CONTINUED)

FREQ	09/01	10/23	10/30	11/06	11/13	11/20	11/28	UNKWN	TOTAL
TOT%	TO	TO	TO	TO	TO	TO	TO		
ROW%	10/22	10/29	11/05	11/12	11/19	11/27	01/15		
COL%									
TOTAL	1	13	5	6	15	11	0	0	51
ANTLRD	1.96	25.49	9.80	11.76	29.41	21.57	0.00	0.00	100.00
	1.96	25.49	9.80	11.76	29.41	21.57	0.00	0.00	100.00
	100.00	100.00	100.00	100.00	100.00	100.00	0.00	0.00	100.00

1994 MULE DEER ANTLER STATISTICS BY TIME PERIOD

DISTRICT 422

FREQ TOT% ROW% COL%	09/01 TO 10/22	10/23 TO 10/29	10/30 TO 11/05	11/06 TO 11/12	11/13 TO 11/19	11/20 TO 11/27	11/28 TO 01/15	UNKWN	TOTAL
ANTLSS	0	1	2	3	3	1	1	0	11
	0.00	9.09	18.18	27.27	27.27	9.09	9.09	0.00	100.00
	0.00	9.09	18.18	27.27	27.27	9.09	9.09	0.00	100.00
	0.00	100.00	100.00	100.00	100.00	100.00	100.00	0.00	100.00
1 X 1	0	0	1	0	0	0	0	0	1
	0.00	0.00	1.56	0.00	0.00	0.00	0.00	0.00	1.56
	0.00	0.00	100.00	0.00	0.00	0.00	0.00	0.00	100.00
	0.00	0.00	12.50	0.00	0.00	0.00	0.00	0.00	1.56
2 X 2	0	2	3	0	1	2	1	0	9
	0.00	3.13	4.69	0.00	1.56	3.13	1.56	0.00	14.06
	0.00	22.22	33.33	0.00	11.11	22.22	11.11	0.00	100.00
	0.00	20.00	37.50	0.00	5.56	10.00	50.00	0.00	14.06
3 X 2	0	1	2	0	2	0	0	0	5
	0.00	1.56	3.13	0.00	3.13	0.00	0.00	0.00	7.81
	0.00	20.00	40.00	0.00	40.00	0.00	0.00	0.00	100.00
	0.00	10.00	25.00	0.00	11.11	0.00	0.00	0.00	7.81
3 X 3	0	0	0	0	3	3	0	0	6
	0.00	0.00	0.00	0.00	4.69	4.69	0.00	0.00	9.38
	0.00	0.00	0.00	0.00	50.00	50.00	0.00	0.00	100.00
	0.00	0.00	0.00	0.00	16.67	15.00	0.00	0.00	9.38
4 X 3	0	1	0	0	0	0	0	0	1
	0.00	1.56	0.00	0.00	0.00	0.00	0.00	0.00	1.56
	0.00	100.00	0.00	0.00	0.00	0.00	0.00	0.00	100.00
	0.00	10.00	0.00	0.00	0.00	0.00	0.00	0.00	1.56
4 X 4	0	5	2	4	8	6	0	0	25
	0.00	7.81	3.13	6.25	12.50	9.38	0.00	0.00	39.06
	0.00	20.00	8.00	16.00	32.00	24.00	0.00	0.00	100.00
	0.00	50.00	25.00	66.67	44.44	30.00	0.00	0.00	39.06
5 X 3	0	0	0	0	1	0	0	0	1
	0.00	0.00	0.00	0.00	1.56	0.00	0.00	0.00	1.56
	0.00	0.00	0.00	0.00	100.00	0.00	0.00	0.00	100.00
	0.00	0.00	0.00	0.00	5.56	0.00	0.00	0.00	1.56
5 X 4	0	0	0	0	1	2	0	0	3
	0.00	0.00	0.00	0.00	1.56	3.13	0.00	0.00	4.69
	0.00	0.00	0.00	0.00	33.33	66.67	0.00	0.00	100.00
	0.00	0.00	0.00	0.00	5.56	10.00	0.00	0.00	4.69

1994 MULE DEER ANTLER STATISTICS BY TIME PERIOD

DISTRICT 422 (CONTINUED)

FREQ	09/01	10/23	10/30	11/06	11/13	11/20	11/28	UNKWN	TOTAL
TOT%	TO	TO	TO	TO	TO	TO	TO		
ROW%	10/22	10/29	11/05	11/12	11/19	11/27	01/15		
COL%									
5 X 5	0	0	0	0	2	6	1	0	9
	0.00	0.00	0.00	0.00	3.13	9.38	1.56	0.00	14.06
	0.00	0.00	0.00	0.00	22.22	66.67	11.11	0.00	100.00
	0.00	0.00	0.00	0.00	11.11	30.00	50.00	0.00	14.06
6 X 5	0	0	0	2	0	1	0	0	3
	0.00	0.00	0.00	3.13	0.00	1.56	0.00	0.00	4.69
	0.00	0.00	0.00	66.67	0.00	33.33	0.00	0.00	100.00
	0.00	0.00	0.00	33.33	0.00	5.00	0.00	0.00	4.69
6 X 6	0	1	0	0	0	0	0	0	1
	0.00	1.56	0.00	0.00	0.00	0.00	0.00	0.00	1.56
	0.00	100.00	0.00	0.00	0.00	0.00	0.00	0.00	100.00
	0.00	10.00	0.00	0.00	0.00	0.00	0.00	0.00	1.56
TOTAL	0	10	8	6	18	20	2	0	64
ANTLRD	0.00	15.63	12.50	9.38	28.13	31.25	3.13	0.00	100.00
	0.00	15.63	12.50	9.38	28.13	31.25	3.13	0.00	100.00
	0.00	100.00	100.00	100.00	100.00	100.00	100.00	0.00	100.00

1994 MULE DEER ANTLER STATISTICS BY TIME PERIOD

DISTRICT 423

FREQ TOT% ROW% COL%	09/01 TO 10/22	10/23 TO 10/29	10/30 TO 11/05	11/06 TO 11/12	11/13 TO 11/19	11/20 TO 11/27	11/28 TO 01/15	UNKWN	TOTAL
ANTLSS	0	0	0	2	5	7	0	0	14
	0.00	0.00	0.00	14.29	35.71	50.00	0.00	0.00	100.00
	0.00	0.00	0.00	14.29	35.71	50.00	0.00	0.00	100.00
	0.00	0.00	0.00	100.00	100.00	100.00	0.00	0.00	100.00
1 X 1	0	0	0	0	0	1	0	0	1
	0.00	0.00	0.00	0.00	0.00	1.59	0.00	0.00	1.59
	0.00	0.00	0.00	0.00	0.00	100.00	0.00	0.00	100.00
	0.00	0.00	0.00	0.00	0.00	5.56	0.00	0.00	1.59
2 X 1	0	0	0	1	0	1	0	0	2
	0.00	0.00	0.00	1.59	0.00	1.59	0.00	0.00	3.17
	0.00	0.00	0.00	50.00	0.00	50.00	0.00	0.00	100.00
	0.00	0.00	0.00	25.00	0.00	5.56	0.00	0.00	3.17
2 X 2	0	5	2	1	4	6	0	0	18
	0.00	7.94	3.17	1.59	6.35	9.52	0.00	0.00	28.57
	0.00	27.78	11.11	5.56	22.22	33.33	0.00	0.00	100.00
	0.00	35.71	15.38	25.00	28.57	33.33	0.00	0.00	28.57
3 X 2	0	4	1	0	1	0	0	0	6
	0.00	6.35	1.59	0.00	1.59	0.00	0.00	0.00	9.52
	0.00	66.67	16.67	0.00	16.67	0.00	0.00	0.00	100.00
	0.00	28.57	7.69	0.00	7.14	0.00	0.00	0.00	9.52
3 X 3	0	1	1	0	1	3	0	0	6
	0.00	1.59	1.59	0.00	1.59	4.76	0.00	0.00	9.52
	0.00	16.67	16.67	0.00	16.67	50.00	0.00	0.00	100.00
	0.00	7.14	7.69	0.00	7.14	16.67	0.00	0.00	9.52
4 X -	0	1	0	0	0	0	0	0	1
	0.00	1.59	0.00	0.00	0.00	0.00	0.00	0.00	1.59
	0.00	100.00	0.00	0.00	0.00	0.00	0.00	0.00	100.00
	0.00	7.14	0.00	0.00	0.00	0.00	0.00	0.00	1.59
4 X 3	0	0	3	0	0	1	0	0	4
	0.00	0.00	4.76	0.00	0.00	1.59	0.00	0.00	6.35
	0.00	0.00	75.00	0.00	0.00	25.00	0.00	0.00	100.00
	0.00	0.00	23.08	0.00	0.00	5.56	0.00	0.00	6.35
4 X 4	0	0	3	0	6	6	0	0	15
	0.00	0.00	4.76	0.00	9.52	9.52	0.00	0.00	23.81
	0.00	0.00	20.00	0.00	40.00	40.00	0.00	0.00	100.00
	0.00	0.00	23.08	0.00	42.86	33.33	0.00	0.00	23.81

1994 MULE DEER ANTLER STATISTICS BY TIME PERIOD

DISTRICT 423 (CONTINUED)

FREQ	09/01	10/23	10/30	11/06	11/13	11/20	11/28	UNKWN	TOTAL
TOT%	TO	TO	TO	TO	TO	TO	TO		
ROW%	10/22	10/29	11/05	11/12	11/19	11/27	01/15		
COL%									
5 X 3	0	1	1	0	0	0	0	0	2
	0.00	1.59	1.59	0.00	0.00	0.00	0.00	0.00	3.17
	0.00	50.00	50.00	0.00	0.00	0.00	0.00	0.00	100.00
	0.00	7.14	7.69	0.00	0.00	0.00	0.00	0.00	3.17
5 X 4	0	0	1	1	1	0	0	0	3
	0.00	0.00	1.59	1.59	1.59	0.00	0.00	0.00	4.76
	0.00	0.00	33.33	33.33	33.33	0.00	0.00	0.00	100.00
	0.00	0.00	7.69	25.00	7.14	0.00	0.00	0.00	4.76
5 X 5	0	1	1	1	0	0	0	0	3
	0.00	1.59	1.59	1.59	0.00	0.00	0.00	0.00	4.76
	0.00	33.33	33.33	33.33	0.00	0.00	0.00	0.00	100.00
	0.00	7.14	7.69	25.00	0.00	0.00	0.00	0.00	4.76
6 X 5	0	1	0	0	1	0	0	0	2
	0.00	1.59	0.00	0.00	1.59	0.00	0.00	0.00	3.17
	0.00	50.00	0.00	0.00	50.00	0.00	0.00	0.00	100.00
	0.00	7.14	0.00	0.00	7.14	0.00	0.00	0.00	3.17
TOTAL	0	14	13	4	14	18	0	0	63
ANTLRD	0.00	22.22	20.63	6.35	22.22	28.57	0.00	0.00	100.00
	0.00	22.22	20.63	6.35	22.22	28.57	0.00	0.00	100.00
	0.00	100.00	100.00	100.00	100.00	100.00	0.00	0.00	100.00

1994 MULE DEER ANTLER STATISTICS BY TIME PERIOD

DISTRICT 424

FREQ	09/01	10/23	10/30	11/06	11/13	11/20	11/28	UNKWN	TOTAL
TOT%	TO	TO	TO	TO	TO	TO	TO		
ROW%	10/22	10/29	11/05	11/12	11/19	11/27	01/15		
COL%									
ANTLSS	0	1	1	1	2	4	0	0	9
	0.00	11.11	11.11	11.11	22.22	44.44	0.00	0.00	100.00
	0.00	11.11	11.11	11.11	22.22	44.44	0.00	0.00	100.00
	0.00	100.00	100.00	100.00	100.00	100.00	0.00	0.00	100.00
2 X 2	0	0	0	2	1	3	1	0	7
	0.00	0.00	0.00	6.25	3.13	9.38	3.13	0.00	21.88
	0.00	0.00	0.00	28.57	14.29	42.86	14.29	0.00	100.00
	0.00	0.00	0.00	28.57	12.50	27.27	100.00	0.00	21.88
3 X 2	0	0	0	0	0	1	0	0	1
	0.00	0.00	0.00	0.00	0.00	3.13	0.00	0.00	3.13
	0.00	0.00	0.00	0.00	0.00	100.00	0.00	0.00	100.00
	0.00	0.00	0.00	0.00	0.00	9.09	0.00	0.00	3.13
3 X 3	0	2	0	0	2	0	0	0	4
	0.00	6.25	0.00	0.00	6.25	0.00	0.00	0.00	12.50
	0.00	50.00	0.00	0.00	50.00	0.00	0.00	0.00	100.00
	0.00	40.00	0.00	0.00	25.00	0.00	0.00	0.00	12.50
4 X 3	0	0	0	0	0	2	0	0	2
	0.00	0.00	0.00	0.00	0.00	6.25	0.00	0.00	6.25
	0.00	0.00	0.00	0.00	0.00	100.00	0.00	0.00	100.00
	0.00	0.00	0.00	0.00	0.00	18.18	0.00	0.00	6.25
4 X 4	0	2	0	1	4	0	0	0	7
	0.00	6.25	0.00	3.13	12.50	0.00	0.00	0.00	21.88
	0.00	28.57	0.00	14.29	57.14	0.00	0.00	0.00	100.00
	0.00	40.00	0.00	14.29	50.00	0.00	0.00	0.00	21.88
5 X 4	0	0	0	4	0	1	0	0	5
	0.00	0.00	0.00	12.50	0.00	3.13	0.00	0.00	15.63
	0.00	0.00	0.00	80.00	0.00	20.00	0.00	0.00	100.00
	0.00	0.00	0.00	57.14	0.00	9.09	0.00	0.00	15.63
5 X 5	0	1	0	0	0	4	0	0	5
	0.00	3.13	0.00	0.00	0.00	12.50	0.00	0.00	15.63
	0.00	20.00	0.00	0.00	0.00	80.00	0.00	0.00	100.00
	0.00	20.00	0.00	0.00	0.00	36.36	0.00	0.00	15.63
6 X 5	0	0	0	0	1	0	0	0	1
	0.00	0.00	0.00	0.00	3.13	0.00	0.00	0.00	3.13
	0.00	0.00	0.00	0.00	100.00	0.00	0.00	0.00	100.00
	0.00	0.00	0.00	0.00	12.50	0.00	0.00	0.00	3.13

1994 MULE DEER ANTLER STATISTICS BY TIME PERIOD

DISTRICT 424 (CONTINUED)

FREQ	09/01	10/23	10/30	11/06	11/13	11/20	11/28	UNKWN	TOTAL
TOT%	TO	TO	TO	TO	TO	TO	TO		
ROW%	10/22	10/29	11/05	11/12	11/19	11/27	01/15		
COL%									
TOTAL	0	5	0	7	8	11	1	0	32
ANTLRD	0.00	15.63	0.00	21.88	25.00	34.38	3.13	0.00	100.00
	0.00	15.63	0.00	21.88	25.00	34.38	3.13	0.00	100.00
	0.00	100.00	0.00	100.00	100.00	100.00	100.00	0.00	100.00

1994 MULE DEER ANTLER STATISTICS BY TIME PERIOD

DISTRICT 425

FREQ TOT% ROW% COL%	09/01 TO 10/22	10/23 TO 10/29	10/30 TO 11/05	11/06 TO 11/12	11/13 TO 11/19	11/20 TO 11/27	11/28 TO 01/15	UNKWN	TOTAL
ANTLSS	0 0.00 0.00 0.00	2 11.76 11.76 100.00	1 5.88 5.88 100.00	1 5.88 5.88 100.00	6 35.29 35.29 100.00	7 41.18 41.18 100.00	0 0.00 0.00 0.00	0 0.00 0.00 0.00	17 100.00 100.00 100.00
2 X 2	0 0.00 0.00 0.00	0 0.00 0.00 0.00	0 0.00 0.00 0.00	0 0.00 0.00 0.00	0 0.00 0.00 0.00	2 10.00 100.00 25.00	0 0.00 0.00 0.00	0 0.00 0.00 0.00	2 10.00 100.00 10.00
3 X 3	1 5.00 20.00 100.00	2 10.00 40.00 50.00	0 0.00 0.00 0.00	0 0.00 0.00 0.00	0 0.00 0.00 0.00	2 10.00 40.00 25.00	0 0.00 0.00 0.00	0 0.00 0.00 0.00	5 25.00 100.00 25.00
4 X 3	0 0.00 0.00 0.00	1 5.00 50.00 25.00	0 0.00 0.00 0.00	0 0.00 0.00 0.00	1 5.00 50.00 33.33	0 0.00 0.00 0.00	0 0.00 0.00 0.00	0 0.00 0.00 0.00	2 10.00 100.00 10.00
4 X 4	0 0.00 0.00 0.00	0 0.00 0.00 0.00	2 10.00 33.33 100.00	0 0.00 0.00 0.00	1 5.00 16.67 33.33	3 15.00 50.00 37.50	0 0.00 0.00 0.00	0 0.00 0.00 0.00	6 30.00 100.00 30.00
5 X 4	0 0.00 0.00 0.00	1 5.00 33.33 25.00	0 0.00 0.00 0.00	1 5.00 33.33 50.00	1 5.00 33.33 33.33	0 0.00 0.00 0.00	0 0.00 0.00 0.00	0 0.00 0.00 0.00	3 15.00 100.00 15.00
5 X 5	0 0.00 0.00 0.00	0 0.00 0.00 0.00	0 0.00 0.00 0.00	1 5.00 100.00 50.00	0 0.00 0.00 0.00	0 0.00 0.00 0.00	0 0.00 0.00 0.00	0 0.00 0.00 0.00	1 5.00 100.00 5.00
6 X 5	0 0.00 0.00 0.00	0 0.00 0.00 0.00	0 0.00 0.00 0.00	0 0.00 0.00 0.00	0 0.00 0.00 0.00	1 5.00 100.00 12.50	0 0.00 0.00 0.00	0 0.00 0.00 0.00	1 5.00 100.00 5.00
TOTAL ANTLRD	1 5.00 5.00 100.00	4 20.00 20.00 100.00	2 10.00 10.00 100.00	2 10.00 10.00 100.00	3 15.00 15.00 100.00	8 40.00 40.00 100.00	0 0.00 0.00 0.00	0 0.00 0.00 0.00	20 100.00 100.00 100.00

1994 MULE DEER ANTLER STATISTICS BY TIME PERIOD

DISTRICT 426

FREQ	09/01	10/23	10/30	11/06	11/13	11/20	11/28	UNKWN	TOTAL
TOT%	TO	TO	TO	TO	TO	TO	TO		
ROW%	10/22	10/29	11/05	11/12	11/19	11/27	01/15		
COL%									
ANTLSS	1	17	19	13	9	9	4	1	73
	1.37	23.29	26.03	17.81	12.33	12.33	5.48	1.37	100.00
	1.37	23.29	26.03	17.81	12.33	12.33	5.48	1.37	100.00
	100.00	100.00	100.00	100.00	100.00	100.00	100.00	100.00	100.00
1 X 1	0	1	1	0	0	0	0	0	2
	0.00	0.59	0.59	0.00	0.00	0.00	0.00	0.00	1.18
	0.00	50.00	50.00	0.00	0.00	0.00	0.00	0.00	100.00
	0.00	3.03	3.45	0.00	0.00	0.00	0.00	0.00	1.18
2 X 1	0	0	0	0	0	1	0	0	1
	0.00	0.00	0.00	0.00	0.00	0.59	0.00	0.00	0.59
	0.00	0.00	0.00	0.00	0.00	100.00	0.00	0.00	100.00
	0.00	0.00	0.00	0.00	0.00	2.08	0.00	0.00	0.59
2 X 2	0	2	4	2	4	7	0	0	19
	0.00	1.18	2.35	1.18	2.35	4.12	0.00	0.00	11.18
	0.00	10.53	21.05	10.53	21.05	36.84	0.00	0.00	100.00
	0.00	6.06	13.79	6.90	13.33	14.58	0.00	0.00	11.18
3 X 1	0	0	1	0	0	0	0	0	1
	0.00	0.00	0.59	0.00	0.00	0.00	0.00	0.00	0.59
	0.00	0.00	100.00	0.00	0.00	0.00	0.00	0.00	100.00
	0.00	0.00	3.45	0.00	0.00	0.00	0.00	0.00	0.59
3 X 2	0	1	1	1	1	2	0	0	6
	0.00	0.59	0.59	0.59	0.59	1.18	0.00	0.00	3.53
	0.00	16.67	16.67	16.67	16.67	33.33	0.00	0.00	100.00
	0.00	3.03	3.45	3.45	3.33	4.17	0.00	0.00	3.53
3 X 3	0	7	5	6	3	5	0	1	27
	0.00	4.12	2.94	3.53	1.76	2.94	0.00	0.59	15.88
	0.00	25.93	18.52	22.22	11.11	18.52	0.00	3.70	100.00
	0.00	21.21	17.24	20.69	10.00	10.42	0.00	100.00	15.88
4 X 3	0	3	2	2	1	5	0	0	13
	0.00	1.76	1.18	1.18	0.59	2.94	0.00	0.00	7.65
	0.00	23.08	15.38	15.38	7.69	38.46	0.00	0.00	100.00
	0.00	9.09	6.90	6.90	3.33	10.42	0.00	0.00	7.65
4 X 4	0	14	7	6	6	15	0	0	48
	0.00	8.24	4.12	3.53	3.53	8.82	0.00	0.00	28.24
	0.00	29.17	14.58	12.50	12.50	31.25	0.00	0.00	100.00
	0.00	42.42	24.14	20.69	20.00	31.25	0.00	0.00	28.24

1994 MULE DEER ANTLER STATISTICS BY TIME PERIOD

DISTRICT 426 (CONTINUED)

FREQ	09/01	10/23	10/30	11/06	11/13	11/20	11/28	UNKWN	TOTAL
TOT%	TO	TO	TO	TO	TO	TO	TO		
ROW%	10/22	10/29	11/05	11/12	11/19	11/27	01/15		
COL%									
5 X 3	0	0	1	1	0	0	0	0	2
	0.00	0.00	0.59	0.59	0.00	0.00	0.00	0.00	1.18
	0.00	0.00	50.00	50.00	0.00	0.00	0.00	0.00	100.00
	0.00	0.00	3.45	3.45	0.00	0.00	0.00	0.00	1.18
5 X 4	0	3	3	1	5	3	0	0	15
	0.00	1.76	1.76	0.59	2.94	1.76	0.00	0.00	8.82
	0.00	20.00	20.00	6.67	33.33	20.00	0.00	0.00	100.00
	0.00	9.09	10.34	3.45	16.67	6.25	0.00	0.00	8.82
5 X 5	0	1	1	6	9	7	0	0	24
	0.00	0.59	0.59	3.53	5.29	4.12	0.00	0.00	14.12
	0.00	4.17	4.17	25.00	37.50	29.17	0.00	0.00	100.00
	0.00	3.03	3.45	20.69	30.00	14.58	0.00	0.00	14.12
6 X 5	0	0	2	0	0	1	0	0	3
	0.00	0.00	1.18	0.00	0.00	0.59	0.00	0.00	1.76
	0.00	0.00	66.67	0.00	0.00	33.33	0.00	0.00	100.00
	0.00	0.00	6.90	0.00	0.00	2.08	0.00	0.00	1.76
6 X 6	0	0	1	1	1	1	0	0	4
	0.00	0.00	0.59	0.59	0.59	0.59	0.00	0.00	2.35
	0.00	0.00	25.00	25.00	25.00	25.00	0.00	0.00	100.00
	0.00	0.00	3.45	3.45	3.33	2.08	0.00	0.00	2.35
7 X 5	0	0	0	1	0	0	0	0	1
	0.00	0.00	0.00	0.59	0.00	0.00	0.00	0.00	0.59
	0.00	0.00	0.00	100.00	0.00	0.00	0.00	0.00	100.00
	0.00	0.00	0.00	3.45	0.00	0.00	0.00	0.00	0.59
7 X 6	0	0	0	1	0	1	0	0	2
	0.00	0.00	0.00	0.59	0.00	0.59	0.00	0.00	1.18
	0.00	0.00	0.00	50.00	0.00	50.00	0.00	0.00	100.00
	0.00	0.00	0.00	3.45	0.00	2.08	0.00	0.00	1.18
8 X 5	0	1	0	0	0	0	0	0	1
	0.00	0.59	0.00	0.00	0.00	0.00	0.00	0.00	0.59
	0.00	100.00	0.00	0.00	0.00	0.00	0.00	0.00	100.00
	0.00	3.03	0.00	0.00	0.00	0.00	0.00	0.00	0.59
9 X 8	0	0	0	1	0	0	0	0	1
	0.00	0.00	0.00	0.59	0.00	0.00	0.00	0.00	0.59
	0.00	0.00	0.00	100.00	0.00	0.00	0.00	0.00	100.00
	0.00	0.00	0.00	3.45	0.00	0.00	0.00	0.00	0.59

1994 MULE DEER ANTLER STATISTICS BY TIME PERIOD

DISTRICT 426 (CONTINUED)

FREQ	09/01	10/23	10/30	11/06	11/13	11/20	11/28	UNKWN	TOTAL
TOT%	TO	TO	TO	TO	TO	TO	TO		
ROW%	10/22	10/29	11/05	11/12	11/19	11/27	01/15		
COL%									
TOTAL	0	33	29	29	30	48	0	1	170
ANTLRD	0.00	19.41	17.06	17.06	17.65	28.24	0.00	0.59	100.00
	0.00	19.41	17.06	17.06	17.65	28.24	0.00	0.59	100.00
	0.00	100.00	100.00	100.00	100.00	100.00	0.00	100.00	100.00

1994 MULE DEER ANTLER STATISTICS BY TIME PERIOD

DISTRICT 427

FREQ	09/01	10/23	10/30	11/06	11/13	11/20	11/28	UNKWN	TOTAL
TOT%	TO	TO	TO	TO	TO	TO	TO		
ROW%	10/22	10/29	11/05	11/12	11/19	11/27	01/15		
COL%									
ANTLSS	0	0	0	0	0	0	0	0	0
	0.00	0.00	0.00	0.00	0.00	0.00	0.00	0.00	0.00
	0.00	0.00	0.00	0.00	0.00	0.00	0.00	0.00	0.00
	0.00	0.00	0.00	0.00	0.00	0.00	0.00	0.00	0.00
2 X 2	0	0	0	0	0	1	0	0	1
	0.00	0.00	0.00	0.00	0.00	16.67	0.00	0.00	16.67
	0.00	0.00	0.00	0.00	0.00	100.00	0.00	0.00	100.00
	0.00	0.00	0.00	0.00	0.00	100.00	0.00	0.00	16.67
4 X 4	0	0	0	1	4	0	0	0	5
	0.00	0.00	0.00	16.67	66.67	0.00	0.00	0.00	83.33
	0.00	0.00	0.00	20.00	80.00	0.00	0.00	0.00	100.00
	0.00	0.00	0.00	100.00	100.00	0.00	0.00	0.00	83.33
TOTAL	0	0	0	1	4	1	0	0	6
ANTLRD	0.00	0.00	0.00	16.67	66.67	16.67	0.00	0.00	100.00
	0.00	0.00	0.00	16.67	66.67	16.67	0.00	0.00	100.00
	0.00	0.00	0.00	100.00	100.00	100.00	0.00	0.00	100.00

1994 MULE DEER ANTLER STATISTICS BY TIME PERIOD

DISTRICT 428

FREQ TOT% ROW% COL%	09/01 TO 10/22	10/23 TO 10/29	10/30 TO 11/05	11/06 TO 11/12	11/13 TO 11/19	11/20 TO 11/27	11/28 TO 01/15	UNKWN	TOTAL
ANTLSS	0 0.00 0.00 0.00	0 0.00 0.00 0.00	0 0.00 0.00 0.00	0 0.00 0.00 0.00	0 0.00 0.00 0.00	0 0.00 0.00 0.00	0 0.00 0.00 0.00	0 0.00 0.00 0.00	0 0.00 0.00 0.00
3 X 2	0 0.00 0.00 0.00	0 0.00 0.00 0.00	0 0.00 0.00 0.00	1 100.00 100.00 100.00	0 0.00 0.00 0.00	0 0.00 0.00 0.00	0 0.00 0.00 0.00	0 0.00 0.00 0.00	1 100.00 100.00 100.00
TOTAL ANTLRD	0 0.00 0.00 0.00	0 0.00 0.00 0.00	0 0.00 0.00 0.00	1 100.00 100.00 100.00	0 0.00 0.00 0.00	0 0.00 0.00 0.00	0 0.00 0.00 0.00	0 0.00 0.00 0.00	1 100.00 100.00 100.00

1994 MULE DEER ANTLER STATISTICS BY TIME PERIOD

DISTRICT 432 (CONTINUED)

FREQ	09/01	10/23	10/30	11/06	11/13	11/20	11/28	UNKWN	TOTAL
TOT%	TO	TO	TO	TO	TO	TO	TO		
ROW%	10/22	10/29	11/05	11/12	11/19	11/27	01/15		
COL%									
5 X 5	1	4	0	1	2	1	0	0	9
	1.28	5.13	0.00	1.28	2.56	1.28	0.00	0.00	11.54
	11.11	44.44	0.00	11.11	22.22	11.11	0.00	0.00	100.00
	50.00	19.05	0.00	9.09	14.29	6.25	0.00	0.00	11.54
TOTAL	2	21	14	11	14	16	0	0	78
ANTLRD	2.56	26.92	17.95	14.10	17.95	20.51	0.00	0.00	100.00
	2.56	26.92	17.95	14.10	17.95	20.51	0.00	0.00	100.00
	100.00	100.00	100.00	100.00	100.00	100.00	0.00	0.00	100.00

1994 MULE DEER ANTLER STATISTICS BY TIME PERIOD

DISTRICT 441

FREQ TOT% ROW% COL%	09/01 TO 10/22	10/23 TO 10/29	10/30 TO 11/05	11/06 TO 11/12	11/13 TO 11/19	11/20 TO 11/27	11/28 TO 01/15	UNKWN	TOTAL
ANTLSS	0 0.00 0.00 0.00	0 0.00 0.00 0.00	0 0.00 0.00 0.00	1 3.85 3.85 100.00	6 23.08 23.08 100.00	18 69.23 69.23 100.00	1 3.85 3.85 100.00	0 0.00 0.00 0.00	26 100.00 100.00 100.00
2 X 2	0 0.00 0.00 0.00	5 7.46 62.50 33.33	1 1.49 12.50 14.29	1 1.49 12.50 5.56	1 1.49 12.50 6.67	0 0.00 0.00 0.00	0 0.00 0.00 0.00	0 0.00 0.00 0.00	8 11.94 100.00 11.94
3 X 2	0 0.00 0.00 0.00	0 0.00 0.00 0.00	0 0.00 0.00 0.00	1 1.49 33.33 5.56	1 1.49 33.33 6.67	1 1.49 33.33 10.00	0 0.00 0.00 0.00	0 0.00 0.00 0.00	3 4.48 100.00 4.48
3 X 3	0 0.00 0.00 0.00	3 4.48 42.86 20.00	1 1.49 14.29 14.29	1 1.49 14.29 5.56	2 2.99 28.57 13.33	0 0.00 0.00 0.00	0 0.00 0.00 0.00	0 0.00 0.00 0.00	7 10.45 100.00 10.45
4 X 3	0 0.00 0.00 0.00	1 1.49 50.00 6.67	0 0.00 0.00 0.00	0 0.00 0.00 0.00	1 1.49 50.00 6.67	0 0.00 0.00 0.00	0 0.00 0.00 0.00	0 0.00 0.00 0.00	2 2.99 100.00 2.99
4 X 4	0 0.00 0.00 0.00	1 1.49 4.17 6.67	3 4.48 12.50 42.86	11 16.42 45.83 61.11	5 7.46 20.83 33.33	3 4.48 12.50 30.00	0 0.00 0.00 0.00	1 1.49 4.17 100.00	24 35.82 100.00 35.82
5 X 4	0 0.00 0.00 0.00	2 2.99 40.00 13.33	1 1.49 20.00 14.29	0 0.00 0.00 0.00	1 1.49 20.00 6.67	1 1.49 20.00 10.00	0 0.00 0.00 0.00	0 0.00 0.00 0.00	5 7.46 100.00 7.46
5 X 5	0 0.00 0.00 0.00	3 4.48 27.27 20.00	1 1.49 9.09 14.29	3 4.48 27.27 16.67	1 1.49 9.09 6.67	3 4.48 27.27 30.00	0 0.00 0.00 0.00	0 0.00 0.00 0.00	11 16.42 100.00 16.42
6 X -	0 0.00 0.00 0.00	0 0.00 0.00 0.00	0 0.00 0.00 0.00	0 0.00 0.00 0.00	1 1.49 100.00 6.67	0 0.00 0.00 0.00	0 0.00 0.00 0.00	0 0.00 0.00 0.00	1 1.49 100.00 1.49

1994 MULE DEER ANTLER STATISTICS BY TIME PERIOD

DISTRICT 441 (CONTINUED)

FREQ	09/01	10/23	10/30	11/06	11/13	11/20	11/28	UNKWN	TOTAL
TOT%	TO	TO	TO	TO	TO	TO	TO		
ROW%	10/22	10/29	11/05	11/12	11/19	11/27	01/15		
COL%									
6 X 5	0	0	0	1	2	1	0	0	4
	0.00	0.00	0.00	1.49	2.99	1.49	0.00	0.00	5.97
	0.00	0.00	0.00	25.00	50.00	25.00	0.00	0.00	100.00
	0.00	0.00	0.00	5.56	13.33	10.00	0.00	0.00	5.97
6 X 6	0	0	0	0	0	1	0	0	1
	0.00	0.00	0.00	0.00	0.00	1.49	0.00	0.00	1.49
	0.00	0.00	0.00	0.00	0.00	100.00	0.00	0.00	100.00
	0.00	0.00	0.00	0.00	0.00	10.00	0.00	0.00	1.49
7 X 5	1	0	0	0	0	0	0	0	1
	1.49	0.00	0.00	0.00	0.00	0.00	0.00	0.00	1.49
	100.00	0.00	0.00	0.00	0.00	0.00	0.00	0.00	100.00
	100.00	0.00	0.00	0.00	0.00	0.00	0.00	0.00	1.49
TOTAL	1	15	7	18	15	10	0	1	67
ANTLRD	1.49	22.39	10.45	26.87	22.39	14.93	0.00	1.49	100.00
	1.49	22.39	10.45	26.87	22.39	14.93	0.00	1.49	100.00
	100.00	100.00	100.00	100.00	100.00	100.00	0.00	100.00	100.00

1994 MULE DEER ANTLER STATISTICS BY TIME PERIOD

DISTRICT 442

FREQ TOT% ROW% COL%	09/01 TO 10/22	10/23 TO 10/29	10/30 TO 11/05	11/06 TO 11/12	11/13 TO 11/19	11/20 TO 11/27	11/28 TO 01/15	UNKWN	TOTAL
ANTLSS	0	2	1	0	1	4	0	0	8
	0.00	25.00	12.50	0.00	12.50	50.00	0.00	0.00	100.00
	0.00	25.00	12.50	0.00	12.50	50.00	0.00	0.00	100.00
	0.00	100.00	100.00	0.00	100.00	100.00	0.00	0.00	100.00
1 X 1	0	0	0	1	0	0	0	0	1
	0.00	0.00	0.00	2.33	0.00	0.00	0.00	0.00	2.33
	0.00	0.00	0.00	100.00	0.00	0.00	0.00	0.00	100.00
	0.00	0.00	0.00	25.00	0.00	0.00	0.00	0.00	2.33
2 X 2	0	1	2	0	0	5	0	0	8
	0.00	2.33	4.65	0.00	0.00	11.63	0.00	0.00	18.60
	0.00	12.50	25.00	0.00	0.00	62.50	0.00	0.00	100.00
	0.00	20.00	33.33	0.00	0.00	26.32	0.00	0.00	18.60
3 X 2	0	0	1	0	0	0	0	0	1
	0.00	0.00	2.33	0.00	0.00	0.00	0.00	0.00	2.33
	0.00	0.00	100.00	0.00	0.00	0.00	0.00	0.00	100.00
	0.00	0.00	16.67	0.00	0.00	0.00	0.00	0.00	2.33
3 X 3	0	0	1	0	0	1	1	0	3
	0.00	0.00	2.33	0.00	0.00	2.33	2.33	0.00	6.98
	0.00	0.00	33.33	0.00	0.00	33.33	33.33	0.00	100.00
	0.00	0.00	16.67	0.00	0.00	5.26	100.00	0.00	6.98
4 X 4	0	4	2	2	7	8	0	0	23
	0.00	9.30	4.65	4.65	16.28	18.60	0.00	0.00	53.49
	0.00	17.39	8.70	8.70	30.43	34.78	0.00	0.00	100.00
	0.00	80.00	33.33	50.00	87.50	42.11	0.00	0.00	53.49
5 X 4	0	0	0	0	1	0	0	0	1
	0.00	0.00	0.00	0.00	2.33	0.00	0.00	0.00	2.33
	0.00	0.00	0.00	0.00	100.00	0.00	0.00	0.00	100.00
	0.00	0.00	0.00	0.00	12.50	0.00	0.00	0.00	2.33
5 X 5	0	0	0	1	0	5	0	0	6
	0.00	0.00	0.00	2.33	0.00	11.63	0.00	0.00	13.95
	0.00	0.00	0.00	16.67	0.00	83.33	0.00	0.00	100.00
	0.00	0.00	0.00	25.00	0.00	26.32	0.00	0.00	13.95
TOTAL ANTLRD	0	5	6	4	8	19	1	0	43
	0.00	11.63	13.95	9.30	18.60	44.19	2.33	0.00	100.00
	0.00	11.63	13.95	9.30	18.60	44.19	2.33	0.00	100.00
	0.00	100.00	100.00	100.00	100.00	100.00	100.00	0.00	100.00

1994 MULE DEER ANTLER STATISTICS BY TIME PERIOD

DISTRICT 444

FREQ TOT% ROW% COL%	09/01 TO 10/22	10/23 TO 10/29	10/30 TO 11/05	11/06 TO 11/12	11/13 TO 11/19	11/20 TO 11/27	11/28 TO 01/15	UNKWN	TOTAL
ANTLSS	0 0.00 0.00 0.00	3 21.43 21.43 100.00	1 7.14 7.14 100.00	0 0.00 0.00 0.00	3 21.43 21.43 100.00	6 42.86 42.86 100.00	1 7.14 7.14 100.00	0 0.00 0.00 0.00	14 100.00 100.00 100.00
1 X 1	0 0.00 0.00 0.00	0 0.00 0.00 0.00	0 0.00 0.00 0.00	0 0.00 0.00 0.00	1 3.85 100.00 11.11	0 0.00 0.00 0.00	0 0.00 0.00 0.00	0 0.00 0.00 0.00	1 3.85 100.00 3.85
2 X 2	0 0.00 0.00 0.00	2 7.69 33.33 40.00	0 0.00 0.00 0.00	1 3.85 16.67 25.00	2 7.69 33.33 22.22	1 3.85 16.67 16.67	0 0.00 0.00 0.00	0 0.00 0.00 0.00	6 23.08 100.00 23.08
3 X 2	0 0.00 0.00 0.00	1 3.85 100.00 20.00	0 0.00 0.00 0.00	0 0.00 0.00 0.00	0 0.00 0.00 0.00	0 0.00 0.00 0.00	0 0.00 0.00 0.00	0 0.00 0.00 0.00	1 3.85 100.00 3.85
3 X 3	0 0.00 0.00 0.00	0 0.00 0.00 0.00	1 3.85 14.29 50.00	2 7.69 28.57 50.00	2 7.69 28.57 22.22	2 7.69 28.57 33.33	0 0.00 0.00 0.00	0 0.00 0.00 0.00	7 26.92 100.00 26.92
4 X 3	0 0.00 0.00 0.00	1 3.85 33.33 20.00	1 3.85 33.33 50.00	0 0.00 0.00 0.00	0 0.00 0.00 0.00	1 3.85 33.33 16.67	0 0.00 0.00 0.00	0 0.00 0.00 0.00	3 11.54 100.00 11.54
4 X 4	0 0.00 0.00 0.00	0 0.00 0.00 0.00	0 0.00 0.00 0.00	1 3.85 14.29 25.00	4 15.38 57.14 44.44	2 7.69 28.57 33.33	0 0.00 0.00 0.00	0 0.00 0.00 0.00	7 26.92 100.00 26.92
6 X 6	0 0.00 0.00 0.00	1 3.85 100.00 20.00	0 0.00 0.00 0.00	0 0.00 0.00 0.00	0 0.00 0.00 0.00	0 0.00 0.00 0.00	0 0.00 0.00 0.00	0 0.00 0.00 0.00	1 3.85 100.00 3.85
TOTAL ANTLRD	0 0.00 0.00 0.00	5 19.23 19.23 100.00	2 7.69 7.69 100.00	4 15.38 15.38 100.00	9 34.62 34.62 100.00	6 23.08 23.08 100.00	0 0.00 0.00 0.00	0 0.00 0.00 0.00	26 100.00 100.00 100.00

1994 MULE DEER ANTLER STATISTICS BY TIME PERIOD

DISTRICT 445

FREQ	09/01	10/23	10/30	11/06	11/13	11/20	11/28	UNKWN	TOTAL
TOT%	TO	TO	TO	TO	TO	TO	TO		
ROW%	10/22	10/29	11/05	11/12	11/19	11/27	01/15		
COL%									
ANTLSS	0	11	8	18	5	8	0	0	50
	0.00	22.00	16.00	36.00	10.00	16.00	0.00	0.00	100.00
	0.00	22.00	16.00	36.00	10.00	16.00	0.00	0.00	100.00
	0.00	100.00	100.00	100.00	100.00	100.00	0.00	0.00	100.00
1 X 1	0	0	1	1	0	0	0	0	2
	0.00	0.00	0.78	0.78	0.00	0.00	0.00	0.00	1.56
	0.00	0.00	50.00	50.00	0.00	0.00	0.00	0.00	100.00
	0.00	0.00	4.17	3.85	0.00	0.00	0.00	0.00	1.56
2 X 2	0	4	8	4	4	3	0	0	23
	0.00	3.13	6.25	3.13	3.13	2.34	0.00	0.00	17.97
	0.00	17.39	34.78	17.39	17.39	13.04	0.00	0.00	100.00
	0.00	18.18	33.33	15.38	13.79	11.54	0.00	0.00	17.97
3 X 2	0	0	0	1	1	0	0	0	2
	0.00	0.00	0.00	0.78	0.78	0.00	0.00	0.00	1.56
	0.00	0.00	0.00	50.00	50.00	0.00	0.00	0.00	100.00
	0.00	0.00	0.00	3.85	3.45	0.00	0.00	0.00	1.56
3 X 3	0	3	5	7	2	1	0	0	18
	0.00	2.34	3.91	5.47	1.56	0.78	0.00	0.00	14.06
	0.00	16.67	27.78	38.89	11.11	5.56	0.00	0.00	100.00
	0.00	13.64	20.83	26.92	6.90	3.85	0.00	0.00	14.06
4 X 3	0	3	0	2	3	2	0	0	10
	0.00	2.34	0.00	1.56	2.34	1.56	0.00	0.00	7.81
	0.00	30.00	0.00	20.00	30.00	20.00	0.00	0.00	100.00
	0.00	13.64	0.00	7.69	10.34	7.69	0.00	0.00	7.81
4 X 4	0	9	6	7	12	14	0	0	48
	0.00	7.03	4.69	5.47	9.38	10.94	0.00	0.00	37.50
	0.00	18.75	12.50	14.58	25.00	29.17	0.00	0.00	100.00
	0.00	40.91	25.00	26.92	41.38	53.85	0.00	0.00	37.50
5 X 3	0	0	0	0	1	0	0	0	1
	0.00	0.00	0.00	0.00	0.78	0.00	0.00	0.00	0.78
	0.00	0.00	0.00	0.00	100.00	0.00	0.00	0.00	100.00
	0.00	0.00	0.00	0.00	3.45	0.00	0.00	0.00	0.78
5 X 4	0	2	0	2	3	2	0	0	9
	0.00	1.56	0.00	1.56	2.34	1.56	0.00	0.00	7.03
	0.00	22.22	0.00	22.22	33.33	22.22	0.00	0.00	100.00
	0.00	9.09	0.00	7.69	10.34	7.69	0.00	0.00	7.03

1994 MULE DEER ANTLER STATISTICS BY TIME PERIOD

DISTRICT 445 (CONTINUED)

FREQ	09/01	10/23	10/30	11/06	11/13	11/20	11/28	UNKWN	TOTAL
TOT%	TO	TO	TO	TO	TO	TO	TO		
ROW%	10/22	10/29	11/05	11/12	11/19	11/27	01/15		
COL%									
5 X 5	0	1	4	2	2	3	0	1	13
	0.00	0.78	3.13	1.56	1.56	2.34	0.00	0.78	10.16
	0.00	7.69	30.77	15.38	15.38	23.08	0.00	7.69	100.00
	0.00	4.55	16.67	7.69	6.90	11.54	0.00	100.00	10.16
7 X 5	0	0	0	0	0	1	0	0	1
	0.00	0.00	0.00	0.00	0.00	0.78	0.00	0.00	0.78
	0.00	0.00	0.00	0.00	0.00	100.00	0.00	0.00	100.00
	0.00	0.00	0.00	0.00	0.00	3.85	0.00	0.00	0.78
7 X 7	0	0	0	0	1	0	0	0	1
	0.00	0.00	0.00	0.00	0.78	0.00	0.00	0.00	0.78
	0.00	0.00	0.00	0.00	100.00	0.00	0.00	0.00	100.00
	0.00	0.00	0.00	0.00	3.45	0.00	0.00	0.00	0.78
TOTAL	0	22	24	26	29	26	0	1	128
ANTLRD	0.00	17.19	18.75	20.31	22.66	20.31	0.00	0.78	100.00
	0.00	17.19	18.75	20.31	22.66	20.31	0.00	0.78	100.00
	0.00	100.00	100.00	100.00	100.00	100.00	0.00	100.00	100.00

1994 MULE DEER ANTLER STATISTICS BY TIME PERIOD

DISTRICT 446

FREQ TOT% ROW% COL%	09/01 TO 10/22	10/23 TO 10/29	10/30 TO 11/05	11/06 TO 11/12	11/13 TO 11/19	11/20 TO 11/27	11/28 TO 01/15	UNKWN	TOTAL
ANTLSS	0	3	1	1	6	8	0	0	19
	0.00	15.79	5.26	5.26	31.58	42.11	0.00	0.00	100.00
	0.00	15.79	5.26	5.26	31.58	42.11	0.00	0.00	100.00
	0.00	100.00	100.00	100.00	100.00	100.00	0.00	0.00	100.00
1 X 1	0	0	0	1	0	1	0	0	2
	0.00	0.00	0.00	1.27	0.00	1.27	0.00	0.00	2.53
	0.00	0.00	0.00	50.00	0.00	50.00	0.00	0.00	100.00
	0.00	0.00	0.00	7.69	0.00	4.55	0.00	0.00	2.53
2 X 1	0	0	0	1	0	0	0	0	1
	0.00	0.00	0.00	1.27	0.00	0.00	0.00	0.00	1.27
	0.00	0.00	0.00	100.00	0.00	0.00	0.00	0.00	100.00
	0.00	0.00	0.00	7.69	0.00	0.00	0.00	0.00	1.27
2 X 2	0	6	3	3	1	7	0	0	20
	0.00	7.59	3.80	3.80	1.27	8.86	0.00	0.00	25.32
	0.00	30.00	15.00	15.00	5.00	35.00	0.00	0.00	100.00
	0.00	40.00	33.33	23.08	5.26	31.82	0.00	0.00	25.32
3 X 2	0	1	0	1	0	1	0	1	4
	0.00	1.27	0.00	1.27	0.00	1.27	0.00	1.27	5.06
	0.00	25.00	0.00	25.00	0.00	25.00	0.00	25.00	100.00
	0.00	6.67	0.00	7.69	0.00	4.55	0.00	100.00	5.06
3 X 3	0	2	0	2	3	3	0	0	10
	0.00	2.53	0.00	2.53	3.80	3.80	0.00	0.00	12.66
	0.00	20.00	0.00	20.00	30.00	30.00	0.00	0.00	100.00
	0.00	13.33	0.00	15.38	15.79	13.64	0.00	0.00	12.66
4 X 3	0	1	1	1	3	1	0	0	7
	0.00	1.27	1.27	1.27	3.80	1.27	0.00	0.00	8.86
	0.00	14.29	14.29	14.29	42.86	14.29	0.00	0.00	100.00
	0.00	6.67	11.11	7.69	15.79	4.55	0.00	0.00	8.86
4 X 4	0	4	2	2	7	7	0	0	22
	0.00	5.06	2.53	2.53	8.86	8.86	0.00	0.00	27.85
	0.00	18.18	9.09	9.09	31.82	31.82	0.00	0.00	100.00
	0.00	26.67	22.22	15.38	36.84	31.82	0.00	0.00	27.85
5 X 4	0	0	2	0	2	2	0	0	6
	0.00	0.00	2.53	0.00	2.53	2.53	0.00	0.00	7.59
	0.00	0.00	33.33	0.00	33.33	33.33	0.00	0.00	100.00
	0.00	0.00	22.22	0.00	10.53	9.09	0.00	0.00	7.59

1994 MULE DEER ANTLER STATISTICS BY TIME PERIOD

DISTRICT 446 (CONTINUED)

FREQ	09/01	10/23	10/30	11/06	11/13	11/20	11/28	UNKWN	TOTAL
TOT%	TO	TO	TO	TO	TO	TO	TO		
ROW%	10/22	10/29	11/05	11/12	11/19	11/27	01/15		
COL%									
5 X 5	0	0	1	2	3	0	0	0	6
	0.00	0.00	1.27	2.53	3.80	0.00	0.00	0.00	7.59
	0.00	0.00	16.67	33.33	50.00	0.00	0.00	0.00	100.00
	0.00	0.00	11.11	15.38	15.79	0.00	0.00	0.00	7.59
6 X -	0	1	0	0	0	0	0	0	1
	0.00	1.27	0.00	0.00	0.00	0.00	0.00	0.00	1.27
	0.00	100.00	0.00	0.00	0.00	0.00	0.00	0.00	100.00
	0.00	6.67	0.00	0.00	0.00	0.00	0.00	0.00	1.27
TOTAL	0	15	9	13	19	22	0	1	79
ANTLRD	0.00	18.99	11.39	16.46	24.05	27.85	0.00	1.27	100.00
	0.00	18.99	11.39	16.46	24.05	27.85	0.00	1.27	100.00
	0.00	100.00	100.00	100.00	100.00	100.00	0.00	100.00	100.00

1994 MULE DEER ANTLER STATISTICS BY TIME PERIOD

DISTRICT 447

FREQ	09/01	10/23	10/30	11/06	11/13	11/20	11/28	UNKWN	TOTAL
TOT%	TO	TO	TO	TO	TO	TO	TO		
ROW%	10/22	10/29	11/05	11/12	11/19	11/27	01/15		
COL%									
ANTLSS	3	30	32	27	30	41	2	1	166
	1.81	18.07	19.28	16.27	18.07	24.70	1.20	0.60	100.00
	1.81	18.07	19.28	16.27	18.07	24.70	1.20	0.60	100.00
	100.00	100.00	100.00	100.00	100.00	100.00	100.00	100.00	100.00
1 X 1	0	1	2	2	2	1	0	0	8
	0.00	0.39	0.78	0.78	0.78	0.39	0.00	0.00	3.10
	0.00	12.50	25.00	25.00	25.00	12.50	0.00	0.00	100.00
	0.00	2.33	4.88	3.92	3.64	1.56	0.00	0.00	3.10
2 X 2	0	7	9	13	8	12	0	0	49
	0.00	2.71	3.49	5.04	3.10	4.65	0.00	0.00	18.99
	0.00	14.29	18.37	26.53	16.33	24.49	0.00	0.00	100.00
	0.00	16.28	21.95	25.49	14.55	18.75	0.00	0.00	18.99
3 X 2	0	1	4	2	2	1	0	0	10
	0.00	0.39	1.55	0.78	0.78	0.39	0.00	0.00	3.88
	0.00	10.00	40.00	20.00	20.00	10.00	0.00	0.00	100.00
	0.00	2.33	9.76	3.92	3.64	1.56	0.00	0.00	3.88
3 X 3	0	9	5	2	13	5	0	1	35
	0.00	3.49	1.94	0.78	5.04	1.94	0.00	0.39	13.57
	0.00	25.71	14.29	5.71	37.14	14.29	0.00	2.86	100.00
	0.00	20.93	12.20	3.92	23.64	7.81	0.00	100.00	13.57
4 X -	0	0	1	1	0	0	0	0	2
	0.00	0.00	0.39	0.39	0.00	0.00	0.00	0.00	0.78
	0.00	0.00	50.00	50.00	0.00	0.00	0.00	0.00	100.00
	0.00	0.00	2.44	1.96	0.00	0.00	0.00	0.00	0.78
4 X 3	0	1	1	5	0	5	0	0	12
	0.00	0.39	0.39	1.94	0.00	1.94	0.00	0.00	4.65
	0.00	8.33	8.33	41.67	0.00	41.67	0.00	0.00	100.00
	0.00	2.33	2.44	9.80	0.00	7.81	0.00	0.00	4.65
4 X 4	3	13	10	14	18	19	0	0	77
	1.16	5.04	3.88	5.43	6.98	7.36	0.00	0.00	29.84
	3.90	16.88	12.99	18.18	23.38	24.68	0.00	0.00	100.00
	100.00	30.23	24.39	27.45	32.73	29.69	0.00	0.00	29.84
5 X 4	0	1	3	3	2	10	0	0	19
	0.00	0.39	1.16	1.16	0.78	3.88	0.00	0.00	7.36
	0.00	5.26	15.79	15.79	10.53	52.63	0.00	0.00	100.00
	0.00	2.33	7.32	5.88	3.64	15.63	0.00	0.00	7.36

1994 MULE DEER ANTLER STATISTICS BY TIME PERIOD

DISTRICT 447 (CONTINUED)

FREQ	09/01	10/23	10/30	11/06	11/13	11/20	11/28	UNKWN	TOTAL
TOT%	TO	TO	TO	TO	TO	TO	TO		
ROW%	10/22	10/29	11/05	11/12	11/19	11/27	01/15		
COL%									
5 X 5	0	7	5	5	10	8	0	0	35
	0.00	2.71	1.94	1.94	3.88	3.10	0.00	0.00	13.57
	0.00	20.00	14.29	14.29	28.57	22.86	0.00	0.00	100.00
	0.00	16.28	12.20	9.80	18.18	12.50	0.00	0.00	13.57
6 X 4	0	0	0	1	0	1	0	0	2
	0.00	0.00	0.00	0.39	0.00	0.39	0.00	0.00	0.78
	0.00	0.00	0.00	50.00	0.00	50.00	0.00	0.00	100.00
	0.00	0.00	0.00	1.96	0.00	1.56	0.00	0.00	0.78
6 X 5	0	0	1	2	0	1	0	0	4
	0.00	0.00	0.39	0.78	0.00	0.39	0.00	0.00	1.55
	0.00	0.00	25.00	50.00	0.00	25.00	0.00	0.00	100.00
	0.00	0.00	2.44	3.92	0.00	1.56	0.00	0.00	1.55
6 X 6	0	1	0	0	0	0	0	0	1
	0.00	0.39	0.00	0.00	0.00	0.00	0.00	0.00	0.39
	0.00	100.00	0.00	0.00	0.00	0.00	0.00	0.00	100.00
	0.00	2.33	0.00	0.00	0.00	0.00	0.00	0.00	0.39
8 X 6	0	0	0	0	0	1	0	0	1
	0.00	0.00	0.00	0.00	0.00	0.39	0.00	0.00	0.39
	0.00	0.00	0.00	0.00	0.00	100.00	0.00	0.00	100.00
	0.00	0.00	0.00	0.00	0.00	1.56	0.00	0.00	0.39
9 X 7	0	0	0	1	0	0	0	0	1
	0.00	0.00	0.00	0.39	0.00	0.00	0.00	0.00	0.39
	0.00	0.00	0.00	100.00	0.00	0.00	0.00	0.00	100.00
	0.00	0.00	0.00	1.96	0.00	0.00	0.00	0.00	0.39
9 X 8	0	1	0	0	0	0	0	0	1
	0.00	0.39	0.00	0.00	0.00	0.00	0.00	0.00	0.39
	0.00	100.00	0.00	0.00	0.00	0.00	0.00	0.00	100.00
	0.00	2.33	0.00	0.00	0.00	0.00	0.00	0.00	0.39
9 X 9	0	1	0	0	0	0	0	0	1
	0.00	0.39	0.00	0.00	0.00	0.00	0.00	0.00	0.39
	0.00	100.00	0.00	0.00	0.00	0.00	0.00	0.00	100.00
	0.00	2.33	0.00	0.00	0.00	0.00	0.00	0.00	0.39
TOTAL	3	43	41	51	55	64	0	1	258
ANTLRD	1.16	16.67	15.89	19.77	21.32	24.81	0.00	0.39	100.00
	1.16	16.67	15.89	19.77	21.32	24.81	0.00	0.39	100.00
	100.00	100.00	100.00	100.00	100.00	100.00	0.00	100.00	100.00

1994 MULE DEER ANTLER STATISTICS BY TIME PERIOD

DISTRICT 448

FREQ	09/01	10/23	10/30	11/06	11/13	11/20	11/28	UNKWN	TOTAL
TOT%	TO	TO	TO	TO	TO	TO	TO		
ROW%	10/22	10/29	11/05	11/12	11/19	11/27	01/15		
COL%									
ANTLSS	1	2	2	0	0	4	0	0	9
	11.11	22.22	22.22	0.00	0.00	44.44	0.00	0.00	100.00
	11.11	22.22	22.22	0.00	0.00	44.44	0.00	0.00	100.00
	100.00	100.00	100.00	0.00	0.00	100.00	0.00	0.00	100.00
1 X 1	0	0	0	1	0	0	0	0	1
	0.00	0.00	0.00	2.17	0.00	0.00	0.00	0.00	2.17
	0.00	0.00	0.00	100.00	0.00	0.00	0.00	0.00	100.00
	0.00	0.00	0.00	9.09	0.00	0.00	0.00	0.00	2.17
2 X -	0	0	1	0	0	0	0	0	1
	0.00	0.00	2.17	0.00	0.00	0.00	0.00	0.00	2.17
	0.00	0.00	100.00	0.00	0.00	0.00	0.00	0.00	100.00
	0.00	0.00	33.33	0.00	0.00	0.00	0.00	0.00	2.17
2 X 2	2	3	0	2	4	1	0	1	13
	4.35	6.52	0.00	4.35	8.70	2.17	0.00	2.17	28.26
	15.38	23.08	0.00	15.38	30.77	7.69	0.00	7.69	100.00
	100.00	37.50	0.00	18.18	50.00	7.69	0.00	100.00	28.26
3 X -	0	0	0	0	0	1	0	0	1
	0.00	0.00	0.00	0.00	0.00	2.17	0.00	0.00	2.17
	0.00	0.00	0.00	0.00	0.00	100.00	0.00	0.00	100.00
	0.00	0.00	0.00	0.00	0.00	7.69	0.00	0.00	2.17
3 X 3	0	2	1	2	0	2	0	0	7
	0.00	4.35	2.17	4.35	0.00	4.35	0.00	0.00	15.22
	0.00	28.57	14.29	28.57	0.00	28.57	0.00	0.00	100.00
	0.00	25.00	33.33	18.18	0.00	15.38	0.00	0.00	15.22
4 X 3	0	1	1	0	0	1	0	0	3
	0.00	2.17	2.17	0.00	0.00	2.17	0.00	0.00	6.52
	0.00	33.33	33.33	0.00	0.00	33.33	0.00	0.00	100.00
	0.00	12.50	33.33	0.00	0.00	7.69	0.00	0.00	6.52
4 X 4	0	1	0	2	3	5	0	0	11
	0.00	2.17	0.00	4.35	6.52	10.87	0.00	0.00	23.91
	0.00	9.09	0.00	18.18	27.27	45.45	0.00	0.00	100.00
	0.00	12.50	0.00	18.18	37.50	38.46	0.00	0.00	23.91
5 X 4	0	0	0	1	1	2	0	0	4
	0.00	0.00	0.00	2.17	2.17	4.35	0.00	0.00	8.70
	0.00	0.00	0.00	25.00	25.00	50.00	0.00	0.00	100.00
	0.00	0.00	0.00	9.09	12.50	15.38	0.00	0.00	8.70

1994 MULE DEER ANTLER STATISTICS BY TIME PERIOD

DISTRICT 448 (CONTINUED)

FREQ	09/01	10/23	10/30	11/06	11/13	11/20	11/28	UNKWN	TOTAL
TOT%	TO	TO	TO	TO	TO	TO	TO		
ROW%	10/22	10/29	11/05	11/12	11/19	11/27	01/15		
COL%									
5 X 5	0	0	0	3	0	1	0	0	4
	0.00	0.00	0.00	6.52	0.00	2.17	0.00	0.00	8.70
	0.00	0.00	0.00	75.00	0.00	25.00	0.00	0.00	100.00
	0.00	0.00	0.00	27.27	0.00	7.69	0.00	0.00	8.70
7 X 6	0	1	0	0	0	0	0	0	1
	0.00	2.17	0.00	0.00	0.00	0.00	0.00	0.00	2.17
	0.00	100.00	0.00	0.00	0.00	0.00	0.00	0.00	100.00
	0.00	12.50	0.00	0.00	0.00	0.00	0.00	0.00	2.17
TOTAL	2	8	3	11	8	13	0	1	46
ANTLRD	4.35	17.39	6.52	23.91	17.39	28.26	0.00	2.17	100.00
	4.35	17.39	6.52	23.91	17.39	28.26	0.00	2.17	100.00
	100.00	100.00	100.00	100.00	100.00	100.00	0.00	100.00	100.00

1994 MULE DEER ANTLER STATISTICS BY TIME PERIOD

DISTRICT 449

FREQ TOT% ROW% COL%	09/01 TO 10/22	10/23 TO 10/29	10/30 TO 11/05	11/06 TO 11/12	11/13 TO 11/19	11/20 TO 11/27	11/28 TO 01/15	UNKWN	TOTAL
ANTLSS	0 0.00 0.00 0.00	0 0.00 0.00 0.00	2 14.29 14.29 100.00	3 21.43 21.43 100.00	2 14.29 14.29 100.00	6 42.86 42.86 100.00	0 0.00 0.00 0.00	1 7.14 7.14 100.00	14 100.00 100.00 100.00
1 X 1	0 0.00 0.00 0.00	0 0.00 0.00 0.00	0 0.00 0.00 0.00	0 0.00 0.00 0.00	0 0.00 0.00 0.00	1 4.17 100.00 16.67	0 0.00 0.00 0.00	0 0.00 0.00 0.00	1 4.17 100.00 4.17
2 X 2	0 0.00 0.00 0.00	1 4.17 33.33 20.00	0 0.00 0.00 0.00	1 4.17 33.33 16.67	0 0.00 0.00 0.00	1 4.17 33.33 16.67	0 0.00 0.00 0.00	0 0.00 0.00 0.00	3 12.50 100.00 12.50
3 X 2	0 0.00 0.00 0.00	0 0.00 0.00 0.00	1 4.17 100.00 33.33	0 0.00 0.00 0.00	0 0.00 0.00 0.00	0 0.00 0.00 0.00	0 0.00 0.00 0.00	0 0.00 0.00 0.00	1 4.17 100.00 4.17
3 X 3	0 0.00 0.00 0.00	2 8.33 25.00 40.00	0 0.00 0.00 0.00	1 4.17 12.50 16.67	3 12.50 37.50 100.00	2 8.33 25.00 33.33	0 0.00 0.00 0.00	0 0.00 0.00 0.00	8 33.33 100.00 33.33
4 X 3	0 0.00 0.00 0.00	0 0.00 0.00 0.00	1 4.17 100.00 33.33	0 0.00 0.00 0.00	0 0.00 0.00 0.00	0 0.00 0.00 0.00	0 0.00 0.00 0.00	0 0.00 0.00 0.00	1 4.17 100.00 4.17
4 X 4	0 0.00 0.00 0.00	1 4.17 33.33 20.00	0 0.00 0.00 0.00	2 8.33 66.67 33.33	0 0.00 0.00 0.00	0 0.00 0.00 0.00	0 0.00 0.00 0.00	0 0.00 0.00 0.00	3 12.50 100.00 12.50
5 X 4	0 0.00 0.00 0.00	0 0.00 0.00 0.00	0 0.00 0.00 0.00	1 4.17 50.00 16.67	0 0.00 0.00 0.00	1 4.17 50.00 16.67	0 0.00 0.00 0.00	0 0.00 0.00 0.00	2 8.33 100.00 8.33
5 X 5	0 0.00 0.00 0.00	0 0.00 0.00 0.00	0 0.00 0.00 0.00	1 4.17 33.33 16.67	0 0.00 0.00 0.00	1 4.17 33.33 16.67	0 0.00 0.00 0.00	1 4.17 33.33 100.00	3 12.50 100.00 12.50

1994 MULE DEER ANTLER STATISTICS BY TIME PERIOD

DISTRICT 449 (CONTINUED)

FREQ	09/01	10/23	10/30	11/06	11/13	11/20	11/28	UNKWN	TOTAL
TOT%	TO	TO	TO	TO	TO	TO	TO		
ROW%	10/22	10/29	11/05	11/12	11/19	11/27	01/15		
COL%									
6 X 5	0	1	1	0	0	0	0	0	2
	0.00	4.17	4.17	0.00	0.00	0.00	0.00	0.00	8.33
	0.00	50.00	50.00	0.00	0.00	0.00	0.00	0.00	100.00
	0.00	20.00	33.33	0.00	0.00	0.00	0.00	0.00	8.33
TOTAL	0	5	3	6	3	6	0	1	24
ANTLRD	0.00	20.83	12.50	25.00	12.50	25.00	0.00	4.17	100.00
	0.00	20.83	12.50	25.00	12.50	25.00	0.00	4.17	100.00
	0.00	100.00	100.00	100.00	100.00	100.00	0.00	100.00	100.00

1994 MULE DEER ANTLER STATISTICS BY TIME PERIOD

DISTRICT 450 (CONTINUED)

FREQ	09/01	10/23	10/30	11/06	11/13	11/20	11/28	UNKWN	TOTAL
TOT%	TO	TO	TO	TO	TO	TO	TO		
ROW%	10/22	10/29	11/05	11/12	11/19	11/27	01/15		
COL%									
TOTAL	0	7	0	1	5	7	0	0	20
ANTLRD	0.00	35.00	0.00	5.00	25.00	35.00	0.00	0.00	100.00
	0.00	35.00	0.00	5.00	25.00	35.00	0.00	0.00	100.00
	0.00	100.00	0.00	100.00	100.00	100.00	0.00	0.00	100.00

1994 MULE DEER ANTLER STATISTICS BY TIME PERIOD

DISTRICT 452 (CONTINUED)

FREQ	09/01	10/23	10/30	11/06	11/13	11/20	11/28	UNKWN	TOTAL
TOT%	TO	TO	TO	TO	TO	TO	TO		
ROW%	10/22	10/29	11/05	11/12	11/19	11/27	01/15		
COL%									
TOTAL	1	3	2	5	3	7	0	0	21
ANTLRD	4.76	14.29	9.52	23.81	14.29	33.33	0.00	0.00	100.00
	4.76	14.29	9.52	23.81	14.29	33.33	0.00	0.00	100.00
	100.00	100.00	100.00	100.00	100.00	100.00	0.00	0.00	100.00

1994 MULE DEER ANTLER STATISTICS BY TIME PERIOD

DISTRICT 454

FREQ TOT% ROW% COL%	09/01 TO 10/22	10/23 TO 10/29	10/30 TO 11/05	11/06 TO 11/12	11/13 TO 11/19	11/20 TO 11/27	11/28 TO 01/15	UNKWN	TOTAL
ANTLSS	0 0.00 0.00 0.00	4 20.00 20.00 100.00	3 15.00 15.00 100.00	2 10.00 10.00 100.00	4 20.00 20.00 100.00	7 35.00 35.00 100.00	0 0.00 0.00 0.00	0 0.00 0.00 0.00	20 100.00 100.00 100.00
2 X 2	0 0.00 0.00 0.00	1 1.85 5.26 20.00	4 7.41 21.05 66.67	0 0.00 0.00 0.00	7 12.96 36.84 43.75	7 12.96 36.84 31.82	0 0.00 0.00 0.00	0 0.00 0.00 0.00	19 35.19 100.00 35.19
3 X 2	0 0.00 0.00 0.00	0 0.00 0.00 0.00	0 0.00 0.00 0.00	2 3.70 66.67 40.00	0 0.00 0.00 0.00	1 1.85 33.33 4.55	0 0.00 0.00 0.00	0 0.00 0.00 0.00	3 5.56 100.00 5.56
3 X 3	0 0.00 0.00 0.00	1 1.85 11.11 20.00	1 1.85 11.11 16.67	1 1.85 11.11 20.00	1 1.85 11.11 6.25	5 9.26 55.56 22.73	0 0.00 0.00 0.00	0 0.00 0.00 0.00	9 16.67 100.00 16.67
4 X 2	0 0.00 0.00 0.00	0 0.00 0.00 0.00	0 0.00 0.00 0.00	1 1.85 100.00 20.00	0 0.00 0.00 0.00	0 0.00 0.00 0.00	0 0.00 0.00 0.00	0 0.00 0.00 0.00	1 1.85 100.00 1.85
4 X 3	0 0.00 0.00 0.00	1 1.85 12.50 20.00	1 1.85 12.50 16.67	0 0.00 0.00 0.00	2 3.70 25.00 12.50	4 7.41 50.00 18.18	0 0.00 0.00 0.00	0 0.00 0.00 0.00	8 14.81 100.00 14.81
4 X 4	0 0.00 0.00 0.00	1 1.85 9.09 20.00	0 0.00 0.00 0.00	1 1.85 9.09 20.00	4 7.41 36.36 25.00	5 9.26 45.45 22.73	0 0.00 0.00 0.00	0 0.00 0.00 0.00	11 20.37 100.00 20.37
5 X 4	0 0.00 0.00 0.00	1 1.85 50.00 20.00	0 0.00 0.00 0.00	0 0.00 0.00 0.00	1 1.85 50.00 6.25	0 0.00 0.00 0.00	0 0.00 0.00 0.00	0 0.00 0.00 0.00	2 3.70 100.00 3.70
5 X 5	0 0.00 0.00 0.00	0 0.00 0.00 0.00	0 0.00 0.00 0.00	0 0.00 0.00 0.00	1 1.85 100.00 6.25	0 0.00 0.00 0.00	0 0.00 0.00 0.00	0 0.00 0.00 0.00	1 1.85 100.00 1.85

1994 MULE DEER ANTLER STATISTICS BY TIME PERIOD

DISTRICT 454 (CONTINUED)

FREQ	09/01	10/23	10/30	11/06	11/13	11/20	11/28	UNKWN	TOTAL
TOT%	TO	TO	TO	TO	TO	TO	TO		
ROW%	10/22	10/29	11/05	11/12	11/19	11/27	01/15		
COL%									
TOTAL	0	5	6	5	16	22	0	0	54
ANTLRD	0.00	9.26	11.11	9.26	29.63	40.74	0.00	0.00	100.00
	0.00	9.26	11.11	9.26	29.63	40.74	0.00	0.00	100.00
	0.00	100.00	100.00	100.00	100.00	100.00	0.00	0.00	100.00

1994 MULE DEER ANTLER STATISTICS BY TIME PERIOD

DISTRICT 455

FREQ TOT% ROW% COL%	09/01 TO 10/22	10/23 TO 10/29	10/30 TO 11/05	11/06 TO 11/12	11/13 TO 11/19	11/20 TO 11/27	11/28 TO 01/15	UNKWN	TOTAL
ANTLSS	1 5.26 5.26 100.00	5 26.32 26.32 100.00	2 10.53 10.53 100.00	3 15.79 15.79 100.00	5 26.32 26.32 100.00	3 15.79 15.79 100.00	0 0.00 0.00 0.00	0 0.00 0.00 0.00	19 100.00 100.00 100.00
2 X 2	0 0.00 0.00 0.00	0 0.00 0.00 0.00	1 11.11 100.00 25.00	0 0.00 0.00 0.00	0 0.00 0.00 0.00	0 0.00 0.00 0.00	0 0.00 0.00 0.00	0 0.00 0.00 0.00	1 11.11 100.00 11.11
3 X 3	0 0.00 0.00 0.00	0 0.00 0.00 0.00	1 11.11 33.33 25.00	0 0.00 0.00 0.00	0 0.00 0.00 0.00	2 22.22 66.67 100.00	0 0.00 0.00 0.00	0 0.00 0.00 0.00	3 33.33 100.00 33.33
4 X 3	1 11.11 100.00 100.00	0 0.00 0.00 0.00	0 0.00 0.00 0.00	0 0.00 0.00 0.00	0 0.00 0.00 0.00	0 0.00 0.00 0.00	0 0.00 0.00 0.00	0 0.00 0.00 0.00	1 11.11 100.00 11.11
4 X 4	0 0.00 0.00 0.00	1 11.11 33.33 100.00	1 11.11 33.33 25.00	1 11.11 33.33 100.00	0 0.00 0.00 0.00	0 0.00 0.00 0.00	0 0.00 0.00 0.00	0 0.00 0.00 0.00	3 33.33 100.00 33.33
5 X 4	0 0.00 0.00 0.00	0 0.00 0.00 0.00	1 11.11 100.00 25.00	0 0.00 0.00 0.00	0 0.00 0.00 0.00	0 0.00 0.00 0.00	0 0.00 0.00 0.00	0 0.00 0.00 0.00	1 11.11 100.00 11.11
TOTAL ANTLRD	1 11.11 11.11 100.00	1 11.11 11.11 100.00	4 44.44 44.44 100.00	1 11.11 11.11 100.00	0 0.00 0.00 0.00	2 22.22 22.22 100.00	0 0.00 0.00 0.00	0 0.00 0.00 0.00	9 100.00 100.00 100.00

1994 MULE DEER ANTLER STATISTICS BY TIME PERIOD

DISTRICT 471 (CONTINUED)

FREQ	09/01	10/23	10/30	11/06	11/13	11/20	11/28	UNKWN	TOTAL
TOT%	TO	TO	TO	TO	TO	TO	TO		
ROW%	10/22	10/29	11/05	11/12	11/19	11/27	01/15		
COL%									
5 X 4	0	3	1	0	1	0	0	0	5
	0.00	2.50	0.83	0.00	0.83	0.00	0.00	0.00	4.17
	0.00	60.00	20.00	0.00	20.00	0.00	0.00	0.00	100.00
	0.00	8.57	6.25	0.00	3.33	0.00	0.00	0.00	4.17
5 X 5	0	5	1	2	2	3	0	0	13
	0.00	4.17	0.83	1.67	1.67	2.50	0.00	0.00	10.83
	0.00	38.46	7.69	15.38	15.38	23.08	0.00	0.00	100.00
	0.00	14.29	6.25	14.29	6.67	12.00	0.00	0.00	10.83
6 X 4	0	1	0	0	0	0	0	0	1
	0.00	0.83	0.00	0.00	0.00	0.00	0.00	0.00	0.83
	0.00	100.00	0.00	0.00	0.00	0.00	0.00	0.00	100.00
	0.00	2.86	0.00	0.00	0.00	0.00	0.00	0.00	0.83
6 X 5	0	0	0	1	0	2	0	0	3
	0.00	0.00	0.00	0.83	0.00	1.67	0.00	0.00	2.50
	0.00	0.00	0.00	33.33	0.00	66.67	0.00	0.00	100.00
	0.00	0.00	0.00	7.14	0.00	8.00	0.00	0.00	2.50
6 X 6	0	0	1	0	0	0	0	0	1
	0.00	0.00	0.83	0.00	0.00	0.00	0.00	0.00	0.83
	0.00	0.00	100.00	0.00	0.00	0.00	0.00	0.00	100.00
	0.00	0.00	6.25	0.00	0.00	0.00	0.00	0.00	0.83
7 X 7	0	1	0	0	0	0	0	0	1
	0.00	0.83	0.00	0.00	0.00	0.00	0.00	0.00	0.83
	0.00	100.00	0.00	0.00	0.00	0.00	0.00	0.00	100.00
	0.00	2.86	0.00	0.00	0.00	0.00	0.00	0.00	0.83
8 X 6	0	0	1	0	0	0	0	0	1
	0.00	0.00	0.83	0.00	0.00	0.00	0.00	0.00	0.83
	0.00	0.00	100.00	0.00	0.00	0.00	0.00	0.00	100.00
	0.00	0.00	6.25	0.00	0.00	0.00	0.00	0.00	0.83
9 X 5	0	1	0	0	0	0	0	0	1
	0.00	0.83	0.00	0.00	0.00	0.00	0.00	0.00	0.83
	0.00	100.00	0.00	0.00	0.00	0.00	0.00	0.00	100.00
	0.00	2.86	0.00	0.00	0.00	0.00	0.00	0.00	0.83
TOTAL	0	35	16	14	30	25	0	0	120
ANTLRD	0.00	29.17	13.33	11.67	25.00	20.83	0.00	0.00	100.00
	0.00	29.17	13.33	11.67	25.00	20.83	0.00	0.00	100.00
	0.00	100.00	100.00	100.00	100.00	100.00	0.00	0.00	100.00

1994 MULE DEER ANTLER STATISTICS BY TIME PERIOD

DISTRICT 4XX

FREQ	09/01	10/23	10/30	11/06	11/13	11/20	11/28	UNKWN	TOTAL
TOT%	TO	TO	TO	TO	TO	TO	TO		
ROW%	10/22	10/29	11/05	11/12	11/19	11/27	01/15		
COL%									
ANTLSS	0	2	1	2	2	2	1	0	10
	0.00	20.00	10.00	20.00	20.00	20.00	10.00	0.00	100.00
	0.00	20.00	10.00	20.00	20.00	20.00	10.00	0.00	100.00
	0.00	100.00	100.00	100.00	100.00	100.00	100.00	0.00	100.00
1 X 1	0	0	1	0	0	0	0	0	1
	0.00	0.00	4.17	0.00	0.00	0.00	0.00	0.00	4.17
	0.00	0.00	100.00	0.00	0.00	0.00	0.00	0.00	100.00
	0.00	0.00	33.33	0.00	0.00	0.00	0.00	0.00	4.17
2 X -	0	1	0	0	0	0	0	0	1
	0.00	4.17	0.00	0.00	0.00	0.00	0.00	0.00	4.17
	0.00	100.00	0.00	0.00	0.00	0.00	0.00	0.00	100.00
	0.00	14.29	0.00	0.00	0.00	0.00	0.00	0.00	4.17
2 X 1	0	1	0	0	0	0	0	0	1
	0.00	4.17	0.00	0.00	0.00	0.00	0.00	0.00	4.17
	0.00	100.00	0.00	0.00	0.00	0.00	0.00	0.00	100.00
	0.00	14.29	0.00	0.00	0.00	0.00	0.00	0.00	4.17
2 X 2	0	1	1	1	0	3	0	0	6
	0.00	4.17	4.17	4.17	0.00	12.50	0.00	0.00	25.00
	0.00	16.67	16.67	16.67	0.00	50.00	0.00	0.00	100.00
	0.00	14.29	33.33	20.00	0.00	60.00	0.00	0.00	25.00
3 X 3	0	0	0	1	1	0	0	0	2
	0.00	0.00	0.00	4.17	4.17	0.00	0.00	0.00	8.33
	0.00	0.00	0.00	50.00	50.00	0.00	0.00	0.00	100.00
	0.00	0.00	0.00	20.00	25.00	0.00	0.00	0.00	8.33
4 X 3	0	1	1	1	1	0	0	0	4
	0.00	4.17	4.17	4.17	4.17	0.00	0.00	0.00	16.67
	0.00	25.00	25.00	25.00	25.00	0.00	0.00	0.00	100.00
	0.00	14.29	33.33	20.00	25.00	0.00	0.00	0.00	16.67
4 X 4	0	0	0	1	1	1	0	0	3
	0.00	0.00	0.00	4.17	4.17	4.17	0.00	0.00	12.50
	0.00	0.00	0.00	33.33	33.33	33.33	0.00	0.00	100.00
	0.00	0.00	0.00	20.00	25.00	20.00	0.00	0.00	12.50
5 X 5	0	3	0	1	0	1	0	0	5
	0.00	12.50	0.00	4.17	0.00	4.17	0.00	0.00	20.83
	0.00	60.00	0.00	20.00	0.00	20.00	0.00	0.00	100.00
	0.00	42.86	0.00	20.00	0.00	20.00	0.00	0.00	20.83

1994 MULE DEER ANTLER STATISTICS BY TIME PERIOD

DISTRICT 4XX (CONTINUED)

FREQ TOT% ROW% COL%	09/01 TO 10/22	10/23 TO 10/29	10/30 TO 11/05	11/06 TO 11/12	11/13 TO 11/19	11/20 TO 11/27	11/28 TO 01/15	UNKWN	TOTAL
7 X 6	0	0	0	0	1	0	0	0	1
	0.00	0.00	0.00	0.00	4.17	0.00	0.00	0.00	4.17
	0.00	0.00	0.00	0.00	100.00	0.00	0.00	0.00	100.00
	0.00	0.00	0.00	0.00	25.00	0.00	0.00	0.00	4.17
TOTAL ANTLRD	0	7	3	5	4	5	0	0	24
	0.00	29.17	12.50	20.83	16.67	20.83	0.00	0.00	100.00
	0.00	29.17	12.50	20.83	16.67	20.83	0.00	0.00	100.00
	0.00	100.00	100.00	100.00	100.00	100.00	0.00	0.00	100.00

1994 MULE DEER ANTLER STATISTICS BY TIME PERIOD

REGION 4

FREQ	09/01	10/23	10/30	11/06	11/13	11/20	11/28	UNKWN	TOTAL
TOT%	TO	TO	TO	TO	TO	TO	TO		
ROW%	10/22	10/29	11/05	11/12	11/19	11/27	01/15		
COL%									
ANTLSS	19	323	226	247	228	325	42	10	1420
	1.34	22.75	15.92	17.39	16.06	22.89	2.96	0.70	100.00
	1.34	22.75	15.92	17.39	16.06	22.89	2.96	0.70	100.00
	100.00	100.00	100.00	100.00	100.00	100.00	100.00	100.00	100.00
1 X 1	1	13	11	9	11	20	1	0	66
	0.03	0.43	0.36	0.30	0.36	0.66	0.03	0.00	2.17
	1.52	19.70	16.67	13.64	16.67	30.30	1.52	0.00	100.00
	2.70	1.97	2.34	1.75	1.82	2.71	9.09	0.00	2.17
2 X -	0	1	1	0	1	0	0	0	3
	0.00	0.03	0.03	0.00	0.03	0.00	0.00	0.00	0.10
	0.00	33.33	33.33	0.00	33.33	0.00	0.00	0.00	100.00
	0.00	0.15	0.21	0.00	0.17	0.00	0.00	0.00	0.10
2 X 1	0	3	2	4	3	5	0	0	17
	0.00	0.10	0.07	0.13	0.10	0.16	0.00	0.00	0.56
	0.00	17.65	11.76	23.53	17.65	29.41	0.00	0.00	100.00
	0.00	0.46	0.43	0.78	0.50	0.68	0.00	0.00	0.56
2 X 2	12	139	106	110	100	151	3	3	624
	0.39	4.56	3.48	3.61	3.28	4.95	0.10	0.10	20.47
	1.92	22.28	16.99	17.63	16.03	24.20	0.48	0.48	100.00
	32.43	21.09	22.55	21.44	16.50	20.46	27.27	21.43	20.47
3 X -	0	0	1	0	0	3	0	0	4
	0.00	0.00	0.03	0.00	0.00	0.10	0.00	0.00	0.13
	0.00	0.00	25.00	0.00	0.00	75.00	0.00	0.00	100.00
	0.00	0.00	0.21	0.00	0.00	0.41	0.00	0.00	0.13
3 X 0	0	1	0	0	0	0	0	0	1
	0.00	0.03	0.00	0.00	0.00	0.00	0.00	0.00	0.03
	0.00	100.00	0.00	0.00	0.00	0.00	0.00	0.00	100.00
	0.00	0.15	0.00	0.00	0.00	0.00	0.00	0.00	0.03
3 X 1	0	0	1	0	0	0	0	0	1
	0.00	0.00	0.03	0.00	0.00	0.00	0.00	0.00	0.03
	0.00	0.00	100.00	0.00	0.00	0.00	0.00	0.00	100.00
	0.00	0.00	0.21	0.00	0.00	0.00	0.00	0.00	0.03
3 X 2	2	36	23	23	24	24	1	1	134
	0.07	1.18	0.75	0.75	0.79	0.79	0.03	0.03	4.40
	1.49	26.87	17.16	17.16	17.91	17.91	0.75	0.75	100.00
	5.41	5.46	4.89	4.48	3.96	3.25	9.09	7.14	4.40

1994 MULE DEER ANTLER STATISTICS BY TIME PERIOD

REGION 4 (CONTINUED)

FREQ TOT% ROW% COL%	09/01 TO 10/22	10/23 TO 10/29	10/30 TO 11/05	11/06 TO 11/12	11/13 TO 11/19	11/20 TO 11/27	11/28 TO 01/15	UNKWN	TOTAL
3 X 3	7 0.23 1.47 18.92	111 3.64 23.27 16.84	83 2.72 17.40 17.66	69 2.26 14.47 13.45	98 3.22 20.55 16.17	104 3.41 21.80 14.09	1 0.03 0.21 9.09	4 0.13 0.84 28.57	477 15.65 100.00 15.65
4 X -	0 0.00 0.00 0.00	1 0.03 33.33 0.15	1 0.03 33.33 0.21	1 0.03 33.33 0.19	0 0.00 0.00 0.00	0 0.00 0.00 0.00	0 0.00 0.00 0.00	0 0.00 0.00 0.00	3 0.10 100.00 0.10
4 X 1	0 0.00 0.00 0.00	0 0.00 0.00 0.00	0 0.00 0.00 0.00	0 0.00 0.00 0.00	1 0.03 100.00 0.17	0 0.00 0.00 0.00	0 0.00 0.00 0.00	0 0.00 0.00 0.00	1 0.03 100.00 0.03
4 X 2	0 0.00 0.00 0.00	2 0.07 22.22 0.30	1 0.03 11.11 0.21	3 0.10 33.33 0.58	2 0.07 22.22 0.33	1 0.03 11.11 0.14	0 0.00 0.00 0.00	0 0.00 0.00 0.00	9 0.30 100.00 0.30
4 X 3	1 0.03 0.47 2.70	41 1.35 19.34 6.22	33 1.08 15.57 7.02	44 1.44 20.75 8.58	40 1.31 18.87 6.60	53 1.74 25.00 7.18	0 0.00 0.00 0.00	0 0.00 0.00 0.00	212 6.96 100.00 6.96
4 X 4	8 0.26 0.92 21.62	178 5.84 20.55 27.01	117 3.84 13.51 24.89	143 4.69 16.51 27.88	189 6.20 21.82 31.19	225 7.38 25.98 30.49	3 0.10 0.35 27.27	3 0.10 0.35 21.43	866 28.41 100.00 28.41
5 X -	0 0.00 0.00 0.00	0 0.00 0.00 0.00	0 0.00 0.00 0.00	1 0.03 100.00 0.19	0 0.00 0.00 0.00	0 0.00 0.00 0.00	0 0.00 0.00 0.00	0 0.00 0.00 0.00	1 0.03 100.00 0.03
5 X 2	0 0.00 0.00 0.00	1 0.03 50.00 0.15	0 0.00 0.00 0.00	0 0.00 0.00 0.00	0 0.00 0.00 0.00	1 0.03 50.00 0.14	0 0.00 0.00 0.00	0 0.00 0.00 0.00	2 0.07 100.00 0.07
5 X 3	0 0.00 0.00 0.00	1 0.03 9.09 0.15	3 0.10 27.27 0.64	1 0.03 9.09 0.19	3 0.10 27.27 0.50	3 0.10 27.27 0.41	0 0.00 0.00 0.00	0 0.00 0.00 0.00	11 0.36 100.00 0.36

1994 MULE DEER ANTLER STATISTICS BY TIME PERIOD

REGION 4 (CONTINUED)

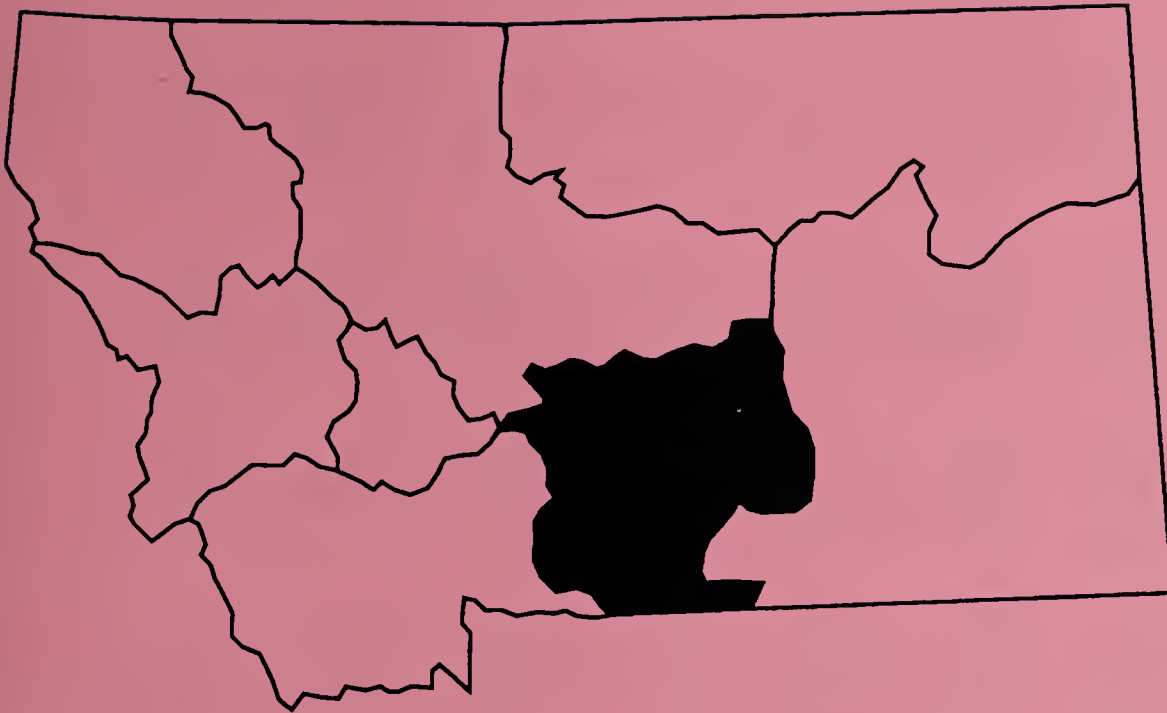
FREQ	09/01	10/23	10/30	11/06	11/13	11/20	11/28	UNKWN	TOTAL
TOT%	TO	TO	TO	TO	TO	TO	TO		
ROW%	10/22	10/29	11/05	11/12	11/19	11/27	01/15		
COL%									
5 X 4	1	38	28	25	38	32	0	0	162
	0.03	1.25	0.92	0.82	1.25	1.05	0.00	0.00	5.31
	0.62	23.46	17.28	15.43	23.46	19.75	0.00	0.00	100.00
	2.70	5.77	5.96	4.87	6.27	4.34	0.00	0.00	5.31
5 X 5	3	60	37	58	72	89	2	3	324
	0.10	1.97	1.21	1.90	2.36	2.92	0.07	0.10	10.63
	0.93	18.52	11.42	17.90	22.22	27.47	0.62	0.93	100.00
	8.11	9.10	7.87	11.31	11.88	12.06	18.18	21.43	10.63
6 X -	0	1	0	0	2	0	0	0	3
	0.00	0.03	0.00	0.00	0.07	0.00	0.00	0.00	0.10
	0.00	33.33	0.00	0.00	66.67	0.00	0.00	0.00	100.00
	0.00	0.15	0.00	0.00	0.33	0.00	0.00	0.00	0.10
6 X 1	0	0	1	0	1	0	0	0	2
	0.00	0.00	0.03	0.00	0.03	0.00	0.00	0.00	0.07
	0.00	0.00	50.00	0.00	50.00	0.00	0.00	0.00	100.00
	0.00	0.00	0.21	0.00	0.17	0.00	0.00	0.00	0.07
6 X 4	0	3	0	1	2	2	0	0	8
	0.00	0.10	0.00	0.03	0.07	0.07	0.00	0.00	0.26
	0.00	37.50	0.00	12.50	25.00	25.00	0.00	0.00	100.00
	0.00	0.46	0.00	0.19	0.33	0.27	0.00	0.00	0.26
6 X 5	0	11	12	9	13	12	0	0	57
	0.00	0.36	0.39	0.30	0.43	0.39	0.00	0.00	1.87
	0.00	19.30	21.05	15.79	22.81	21.05	0.00	0.00	100.00
	0.00	1.67	2.55	1.75	2.15	1.63	0.00	0.00	1.87
6 X 6	0	5	3	3	1	6	0	0	18
	0.00	0.16	0.10	0.10	0.03	0.20	0.00	0.00	0.59
	0.00	27.78	16.67	16.67	5.56	33.33	0.00	0.00	100.00
	0.00	0.76	0.64	0.58	0.17	0.81	0.00	0.00	0.59
7 X 4	0	0	0	1	0	0	0	0	1
	0.00	0.00	0.00	0.03	0.00	0.00	0.00	0.00	0.03
	0.00	0.00	0.00	100.00	0.00	0.00	0.00	0.00	100.00
	0.00	0.00	0.00	0.19	0.00	0.00	0.00	0.00	0.03
7 X 5	2	1	2	4	0	2	0	0	11
	0.07	0.03	0.07	0.13	0.00	0.07	0.00	0.00	0.36
	18.18	9.09	18.18	36.36	0.00	18.18	0.00	0.00	100.00
	5.41	0.15	0.43	0.78	0.00	0.27	0.00	0.00	0.36

1994 MULE DEER ANTLER STATISTICS BY TIME PERIOD

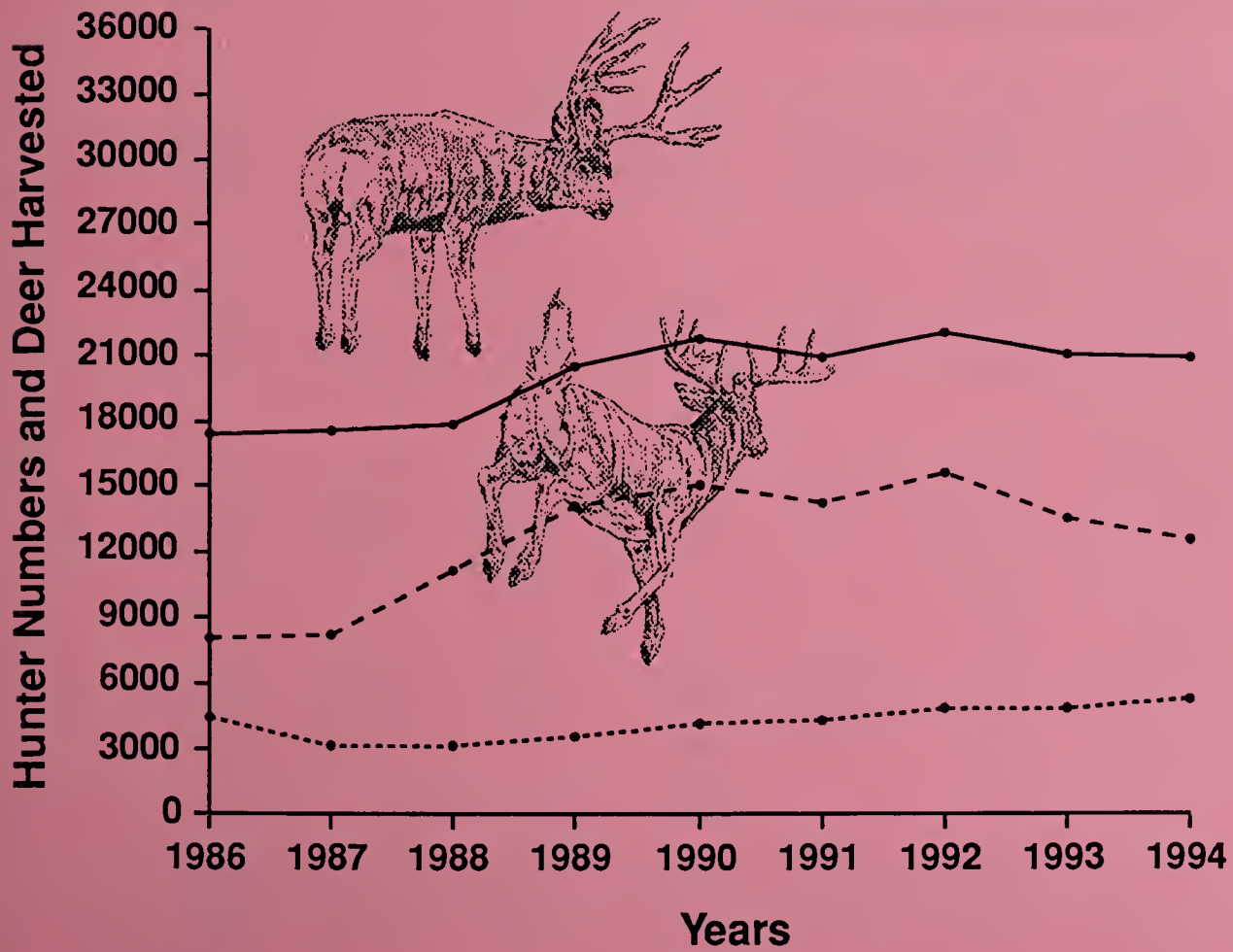
REGION 4 (CONTINUED)

FREQ TOT% ROW% COL%	09/01 TO 10/22	10/23 TO 10/29	10/30 TO 11/05	11/06 TO 11/12	11/13 TO 11/19	11/20 TO 11/27	11/28 TO 01/15	UNKWN	TOTAL
7 X 6	0 0.00 0.00 0.00	3 0.10 30.00 0.46	1 0.03 10.00 0.21	2 0.07 20.00 0.39	2 0.07 20.00 0.33	2 0.07 20.00 0.27	0 0.00 0.00 0.00	0 0.00 0.00 0.00	10 0.33 100.00 0.33
7 X 7	0 0.00 0.00 0.00	2 0.07 50.00 0.30	0 0.00 0.00 0.00	0 0.00 0.00 0.00	1 0.03 25.00 0.17	1 0.03 25.00 0.14	0 0.00 0.00 0.00	0 0.00 0.00 0.00	4 0.13 100.00 0.13
8 X 4	0 0.00 0.00 0.00	0 0.00 0.00 0.00	0 0.00 0.00 0.00	0 0.00 0.00 0.00	1 0.03 100.00 0.17	0 0.00 0.00 0.00	0 0.00 0.00 0.00	0 0.00 0.00 0.00	1 0.03 100.00 0.03
8 X 5	0 0.00 0.00 0.00	1 0.03 100.00 0.15	0 0.00 0.00 0.00	0 0.00 0.00 0.00	0 0.00 0.00 0.00	0 0.00 0.00 0.00	0 0.00 0.00 0.00	0 0.00 0.00 0.00	1 0.03 100.00 0.03
8 X 6	0 0.00 0.00 0.00	0 0.00 0.00 0.00	1 0.03 50.00 0.21	0 0.00 0.00 0.00	0 0.00 0.00 0.00	1 0.03 50.00 0.14	0 0.00 0.00 0.00	0 0.00 0.00 0.00	2 0.07 100.00 0.07
8 X 7	0 0.00 0.00 0.00	0 0.00 0.00 0.00	1 0.03 100.00 0.21	0 0.00 0.00 0.00	0 0.00 0.00 0.00	0 0.00 0.00 0.00	0 0.00 0.00 0.00	0 0.00 0.00 0.00	1 0.03 100.00 0.03
9 X 5	0 0.00 0.00 0.00	1 0.03 100.00 0.15	0 0.00 0.00 0.00	0 0.00 0.00 0.00	0 0.00 0.00 0.00	0 0.00 0.00 0.00	0 0.00 0.00 0.00	0 0.00 0.00 0.00	1 0.03 100.00 0.03
9 X 7	0 0.00 0.00 0.00	1 0.03 50.00 0.15	0 0.00 0.00 0.00	1 0.03 50.00 0.19	0 0.00 0.00 0.00	0 0.00 0.00 0.00	0 0.00 0.00 0.00	0 0.00 0.00 0.00	2 0.07 100.00 0.07
9 X 8	0 0.00 0.00 0.00	2 0.07 66.67 0.30	0 0.00 0.00 0.00	1 0.03 33.33 0.19	0 0.00 0.00 0.00	0 0.00 0.00 0.00	0 0.00 0.00 0.00	0 0.00 0.00 0.00	3 0.10 100.00 0.10

REGION 5 • DEER



- Hunters
- - -•- White-tailed Deer Harvested
- - -•- Mule Deer Harvested



1994 MULE DEER ANTLER STATISTICS BY TIME PERIOD

DISTRICT 500

FREQ TOT% ROW% COL%	09/01 TO 10/22	10/23 TO 10/29	10/30 TO 11/05	11/06 TO 11/12	11/13 TO 11/19	11/20 TO 11/27	11/28 TO 01/15	UNKWN	TOTAL
ANTLSS	3	27	24	33	21	43	0	3	154
	1.95	17.53	15.58	21.43	13.64	27.92	0.00	1.95	100.00
	1.95	17.53	15.58	21.43	13.64	27.92	0.00	1.95	100.00
	100.00	100.00	100.00	100.00	100.00	100.00	0.00	100.00	100.00
1 X 1	0	2	1	1	1	1	0	0	6
	0.00	0.99	0.49	0.49	0.49	0.49	0.00	0.00	2.96
	0.00	33.33	16.67	16.67	16.67	16.67	0.00	0.00	100.00
	0.00	5.88	3.13	2.27	2.44	1.92	0.00	0.00	2.96
2 X 1	0	0	0	0	0	1	0	0	1
	0.00	0.00	0.00	0.00	0.00	0.49	0.00	0.00	0.49
	0.00	0.00	0.00	0.00	0.00	100.00	0.00	0.00	100.00
	0.00	0.00	0.00	0.00	0.00	1.92	0.00	0.00	0.49
2 X 2	0	12	10	12	9	13	0	0	56
	0.00	5.91	4.93	5.91	4.43	6.40	0.00	0.00	27.59
	0.00	21.43	17.86	21.43	16.07	23.21	0.00	0.00	100.00
	0.00	35.29	31.25	27.27	21.95	25.00	0.00	0.00	27.59
3 X 1	0	0	0	0	0	1	0	0	1
	0.00	0.00	0.00	0.00	0.00	0.49	0.00	0.00	0.49
	0.00	0.00	0.00	0.00	0.00	100.00	0.00	0.00	100.00
	0.00	0.00	0.00	0.00	0.00	1.92	0.00	0.00	0.49
3 X 2	0	2	1	3	3	3	0	0	12
	0.00	0.99	0.49	1.48	1.48	1.48	0.00	0.00	5.91
	0.00	16.67	8.33	25.00	25.00	25.00	0.00	0.00	100.00
	0.00	5.88	3.13	6.82	7.32	5.77	0.00	0.00	5.91
3 X 3	0	4	7	10	7	13	0	0	41
	0.00	1.97	3.45	4.93	3.45	6.40	0.00	0.00	20.20
	0.00	9.76	17.07	24.39	17.07	31.71	0.00	0.00	100.00
	0.00	11.76	21.88	22.73	17.07	25.00	0.00	0.00	20.20
4 X 2	0	0	0	0	1	0	0	0	1
	0.00	0.00	0.00	0.00	0.49	0.00	0.00	0.00	0.49
	0.00	0.00	0.00	0.00	100.00	0.00	0.00	0.00	100.00
	0.00	0.00	0.00	0.00	2.44	0.00	0.00	0.00	0.49
4 X 3	0	4	2	4	4	2	0	0	16
	0.00	1.97	0.99	1.97	1.97	0.99	0.00	0.00	7.88
	0.00	25.00	12.50	25.00	25.00	12.50	0.00	0.00	100.00
	0.00	11.76	6.25	9.09	9.76	3.85	0.00	0.00	7.88

1994 MULE DEER ANTLER STATISTICS BY TIME PERIOD

DISTRICT 500 (CONTINUED)

FREQ TOT% ROW% COL%	09/01 TO 10/22	10/23 TO 10/29	10/30 TO 11/05	11/06 TO 11/12	11/13 TO 11/19	11/20 TO 11/27	11/28 TO 01/15	UNKWN	TOTAL
4 X 4	0 0.00 0.00 0.00	7 3.45 14.00 20.59	7 3.45 14.00 21.88	11 5.42 22.00 25.00	11 5.42 22.00 26.83	14 6.90 28.00 26.92	0 0.00 0.00 0.00	0 0.00 0.00 0.00	50 24.63 100.00 24.63
5 X 4	0 0.00 0.00 0.00	1 0.49 25.00 2.94	0 0.00 0.00 0.00	0 0.00 0.00 0.00	2 0.99 50.00 4.88	1 0.49 25.00 1.92	0 0.00 0.00 0.00	0 0.00 0.00 0.00	4 1.97 100.00 1.97
5 X 5	0 0.00 0.00 0.00	0 0.00 0.00 0.00	2 0.99 28.57 6.25	2 0.99 28.57 4.55	1 0.49 14.29 2.44	2 0.99 28.57 3.85	0 0.00 0.00 0.00	0 0.00 0.00 0.00	7 3.45 100.00 3.45
6 X 4	0 0.00 0.00 0.00	0 0.00 0.00 0.00	0 0.00 0.00 0.00	1 0.49 100.00 2.27	0 0.00 0.00 0.00	0 0.00 0.00 0.00	0 0.00 0.00 0.00	0 0.00 0.00 0.00	1 0.49 100.00 0.49
6 X 5	0 0.00 0.00 0.00	1 0.49 33.33 2.94	0 0.00 0.00 0.00	0 0.00 0.00 0.00	1 0.49 33.33 2.44	1 0.49 33.33 1.92	0 0.00 0.00 0.00	0 0.00 0.00 0.00	3 1.48 100.00 1.48
6 X 6	0 0.00 0.00 0.00	1 0.49 50.00 2.94	1 0.49 50.00 3.13	0 0.00 0.00 0.00	0 0.00 0.00 0.00	0 0.00 0.00 0.00	0 0.00 0.00 0.00	0 0.00 0.00 0.00	2 0.99 100.00 0.99
7 X 6	0 0.00 0.00 0.00	0 0.00 0.00 0.00	0 0.00 0.00 0.00	0 0.00 0.00 0.00	1 0.49 100.00 2.44	0 0.00 0.00 0.00	0 0.00 0.00 0.00	0 0.00 0.00 0.00	1 0.49 100.00 0.49
8 X 8	0 0.00 0.00 0.00	0 0.00 0.00 0.00	1 0.49 100.00 3.13	0 0.00 0.00 0.00	0 0.00 0.00 0.00	0 0.00 0.00 0.00	0 0.00 0.00 0.00	0 0.00 0.00 0.00	1 0.49 100.00 0.49
TOTAL ANTLRD	0 0.00 0.00 0.00	34 16.75 16.75 100.00	32 15.76 15.76 100.00	44 21.67 21.67 100.00	41 20.20 20.20 100.00	52 25.62 25.62 100.00	0 0.00 0.00 0.00	0 0.00 0.00 0.00	203 100.00 100.00 100.00

1994 MULE DEER ANTLER STATISTICS BY TIME PERIOD

DISTRICT 502

FREQ TOT% ROW% COL%	09/01 TO 10/22	10/23 TO 10/29	10/30 TO 11/05	11/06 TO 11/12	11/13 TO 11/19	11/20 TO 11/27	11/28 TO 01/15	UNKWN	TOTAL
ANTLSS	0 0.00 0.00 0.00	21 17.80 17.80 100.00	20 16.95 16.95 100.00	19 16.10 16.10 100.00	25 21.19 21.19 100.00	33 27.97 27.97 100.00	0 0.00 0.00 0.00	0 0.00 0.00 0.00	118 100.00 100.00 100.00
1 X 1	0 0.00 0.00 0.00	1 0.68 20.00 4.35	3 2.04 60.00 14.29	0 0.00 0.00 0.00	0 0.00 0.00 0.00	1 0.68 20.00 2.63	0 0.00 0.00 0.00	0 0.00 0.00 0.00	5 3.40 100.00 3.40
2 X 2	0 0.00 0.00 0.00	10 6.80 32.26 43.48	4 2.72 12.90 19.05	3 2.04 9.68 7.69	3 2.04 9.68 12.00	10 6.80 32.26 26.32	0 0.00 0.00 0.00	1 0.68 3.23 100.00	31 21.09 100.00 21.09
3 X 2	0 0.00 0.00 0.00	1 0.68 25.00 4.35	0 0.00 0.00 0.00	1 0.68 25.00 2.56	0 0.00 0.00 0.00	2 1.36 50.00 5.26	0 0.00 0.00 0.00	0 0.00 0.00 0.00	4 2.72 100.00 2.72
3 X 3	0 0.00 0.00 0.00	2 1.36 4.35 8.70	8 5.44 17.39 38.10	20 13.61 43.48 51.28	9 6.12 19.57 36.00	7 4.76 15.22 18.42	0 0.00 0.00 0.00	0 0.00 0.00 0.00	46 31.29 100.00 31.29
4 X 3	0 0.00 0.00 0.00	1 0.68 16.67 4.35	0 0.00 0.00 0.00	0 0.00 0.00 0.00	3 2.04 50.00 12.00	2 1.36 33.33 5.26	0 0.00 0.00 0.00	0 0.00 0.00 0.00	6 4.08 100.00 4.08
4 X 4	0 0.00 0.00 0.00	5 3.40 12.82 21.74	3 2.04 7.69 14.29	11 7.48 28.21 28.21	8 5.44 20.51 32.00	12 8.16 30.77 31.58	0 0.00 0.00 0.00	0 0.00 0.00 0.00	39 26.53 100.00 26.53
5 X 3	0 0.00 0.00 0.00	1 0.68 100.00 4.35	0 0.00 0.00 0.00	0 0.00 0.00 0.00	0 0.00 0.00 0.00	0 0.00 0.00 0.00	0 0.00 0.00 0.00	0 0.00 0.00 0.00	1 0.68 100.00 0.68
5 X 4	0 0.00 0.00 0.00	0 0.00 0.00 0.00	1 0.68 25.00 4.76	2 1.36 50.00 5.13	0 0.00 0.00 0.00	1 0.68 25.00 2.63	0 0.00 0.00 0.00	0 0.00 0.00 0.00	4 2.72 100.00 2.72

1994 MULE DEER ANTLER STATISTICS BY TIME PERIOD

DISTRICT 502 (CONTINUED)

FREQ	09/01	10/23	10/30	11/06	11/13	11/20	11/28	UNKWN	TOTAL
TOT%	TO	TO	TO	TO	TO	TO	TO		
ROW%	10/22	10/29	11/05	11/12	11/19	11/27	01/15		
COL%									
5 X 5	0	1	1	1	2	3	0	0	8
	0.00	0.68	0.68	0.68	1.36	2.04	0.00	0.00	5.44
	0.00	12.50	12.50	12.50	25.00	37.50	0.00	0.00	100.00
	0.00	4.35	4.76	2.56	8.00	7.89	0.00	0.00	5.44
6 X 5	0	1	1	0	0	0	0	0	2
	0.00	0.68	0.68	0.00	0.00	0.00	0.00	0.00	1.36
	0.00	50.00	50.00	0.00	0.00	0.00	0.00	0.00	100.00
	0.00	4.35	4.76	0.00	0.00	0.00	0.00	0.00	1.36
7 X 6	0	0	0	1	0	0	0	0	1
	0.00	0.00	0.00	0.68	0.00	0.00	0.00	0.00	0.68
	0.00	0.00	0.00	100.00	0.00	0.00	0.00	0.00	100.00
	0.00	0.00	0.00	2.56	0.00	0.00	0.00	0.00	0.68
TOTAL	0	23	21	39	25	38	0	1	147
ANTLRD	0.00	15.65	14.29	26.53	17.01	25.85	0.00	0.68	100.00
	0.00	15.65	14.29	26.53	17.01	25.85	0.00	0.68	100.00
	0.00	100.00	100.00	100.00	100.00	100.00	0.00	100.00	100.00

1994 MULE DEER ANTLER STATISTICS BY TIME PERIOD

DISTRICT 510

FREQ TOT% ROW% COL%	09/01 TO 10/22	10/23 TO 10/29	10/30 TO 11/05	11/06 TO 11/12	11/13 TO 11/19	11/20 TO 11/27	11/28 TO 01/15	UNKWN	TOTAL
ANTLSS	1	13	11	12	5	5	0	0	47
	2.13	27.66	23.40	25.53	10.64	10.64	0.00	0.00	100.00
	2.13	27.66	23.40	25.53	10.64	10.64	0.00	0.00	100.00
	100.00	100.00	100.00	100.00	100.00	100.00	0.00	0.00	100.00
1 X 1	0	0	0	0	0	1	0	0	1
	0.00	0.00	0.00	0.00	0.00	1.54	0.00	0.00	1.54
	0.00	0.00	0.00	0.00	0.00	100.00	0.00	0.00	100.00
	0.00	0.00	0.00	0.00	0.00	6.25	0.00	0.00	1.54
2 X 1	0	0	0	0	1	0	0	0	1
	0.00	0.00	0.00	0.00	1.54	0.00	0.00	0.00	1.54
	0.00	0.00	0.00	0.00	100.00	0.00	0.00	0.00	100.00
	0.00	0.00	0.00	0.00	8.33	0.00	0.00	0.00	1.54
2 X 2	0	6	2	5	3	2	0	0	18
	0.00	9.23	3.08	7.69	4.62	3.08	0.00	0.00	27.69
	0.00	33.33	11.11	27.78	16.67	11.11	0.00	0.00	100.00
	0.00	40.00	20.00	41.67	25.00	12.50	0.00	0.00	27.69
3 X 2	0	0	0	1	0	1	0	0	2
	0.00	0.00	0.00	1.54	0.00	1.54	0.00	0.00	3.08
	0.00	0.00	0.00	50.00	0.00	50.00	0.00	0.00	100.00
	0.00	0.00	0.00	8.33	0.00	6.25	0.00	0.00	3.08
3 X 3	0	3	5	1	3	3	0	0	15
	0.00	4.62	7.69	1.54	4.62	4.62	0.00	0.00	23.08
	0.00	20.00	33.33	6.67	20.00	20.00	0.00	0.00	100.00
	0.00	20.00	50.00	8.33	25.00	18.75	0.00	0.00	23.08
4 X 3	0	1	0	2	0	2	0	0	5
	0.00	1.54	0.00	3.08	0.00	3.08	0.00	0.00	7.69
	0.00	20.00	0.00	40.00	0.00	40.00	0.00	0.00	100.00
	0.00	6.67	0.00	16.67	0.00	12.50	0.00	0.00	7.69
4 X 4	0	3	2	1	4	7	0	0	17
	0.00	4.62	3.08	1.54	6.15	10.77	0.00	0.00	26.15
	0.00	17.65	11.76	5.88	23.53	41.18	0.00	0.00	100.00
	0.00	20.00	20.00	8.33	33.33	43.75	0.00	0.00	26.15
5 X 5	0	2	1	2	0	0	0	0	5
	0.00	3.08	1.54	3.08	0.00	0.00	0.00	0.00	7.69
	0.00	40.00	20.00	40.00	0.00	0.00	0.00	0.00	100.00
	0.00	13.33	10.00	16.67	0.00	0.00	0.00	0.00	7.69

1994 MULE DEER ANTLER STATISTICS BY TIME PERIOD

DISTRICT 510 (CONTINUED)

FREQ	09/01	10/23	10/30	11/06	11/13	11/20	11/28	UNKWN	TOTAL
TOT%	TO	TO	TO	TO	TO	TO	TO		
ROW%	10/22	10/29	11/05	11/12	11/19	11/27	01/15		
COL%									
7 X 6	0	0	0	0	1	0	0	0	1
	0.00	0.00	0.00	0.00	1.54	0.00	0.00	0.00	1.54
	0.00	0.00	0.00	0.00	100.00	0.00	0.00	0.00	100.00
	0.00	0.00	0.00	0.00	8.33	0.00	0.00	0.00	1.54
TOTAL	0	15	10	12	12	16	0	0	65
ANTLRD	0.00	23.08	15.38	18.46	18.46	24.62	0.00	0.00	100.00
	0.00	23.08	15.38	18.46	18.46	24.62	0.00	0.00	100.00
	0.00	100.00	100.00	100.00	100.00	100.00	0.00	0.00	100.00

1994 MULE DEER ANTLER STATISTICS BY TIME PERIOD

DISTRICT 511

FREQ	09/01	10/23	10/30	11/06	11/13	11/20	11/28	UNKWN	TOTAL
TOT%	TO	TO	TO	TO	TO	TO	TO		
ROW%	10/22	10/29	11/05	11/12	11/19	11/27	01/15		
COL%									
ANTLSS	3	16	2	4	3	4	0	0	32
	9.38	50.00	6.25	12.50	9.38	12.50	0.00	0.00	100.00
	9.38	50.00	6.25	12.50	9.38	12.50	0.00	0.00	100.00
	100.00	100.00	100.00	100.00	100.00	100.00	0.00	0.00	100.00
1 X 1	0	3	1	0	0	0	0	0	4
	0.00	4.00	1.33	0.00	0.00	0.00	0.00	0.00	5.33
	0.00	75.00	25.00	0.00	0.00	0.00	0.00	0.00	100.00
	0.00	13.04	14.29	0.00	0.00	0.00	0.00	0.00	5.33
2 X 2	0	7	3	3	4	4	0	0	21
	0.00	9.33	4.00	4.00	5.33	5.33	0.00	0.00	28.00
	0.00	33.33	14.29	14.29	19.05	19.05	0.00	0.00	100.00
	0.00	30.43	42.86	30.00	25.00	23.53	0.00	0.00	28.00
3 X 3	1	8	0	1	3	4	0	0	17
	1.33	10.67	0.00	1.33	4.00	5.33	0.00	0.00	22.67
	5.88	47.06	0.00	5.88	17.65	23.53	0.00	0.00	100.00
	50.00	34.78	0.00	10.00	18.75	23.53	0.00	0.00	22.67
4 X 2	0	0	0	0	1	0	0	0	1
	0.00	0.00	0.00	0.00	1.33	0.00	0.00	0.00	1.33
	0.00	0.00	0.00	0.00	100.00	0.00	0.00	0.00	100.00
	0.00	0.00	0.00	0.00	6.25	0.00	0.00	0.00	1.33
4 X 3	0	1	0	1	2	3	0	0	7
	0.00	1.33	0.00	1.33	2.67	4.00	0.00	0.00	9.33
	0.00	14.29	0.00	14.29	28.57	42.86	0.00	0.00	100.00
	0.00	4.35	0.00	10.00	12.50	17.65	0.00	0.00	9.33
4 X 4	1	2	3	4	5	1	0	0	16
	1.33	2.67	4.00	5.33	6.67	1.33	0.00	0.00	21.33
	6.25	12.50	18.75	25.00	31.25	6.25	0.00	0.00	100.00
	50.00	8.70	42.86	40.00	31.25	5.88	0.00	0.00	21.33
5 X 4	0	1	0	0	0	0	0	0	1
	0.00	1.33	0.00	0.00	0.00	0.00	0.00	0.00	1.33
	0.00	100.00	0.00	0.00	0.00	0.00	0.00	0.00	100.00
	0.00	4.35	0.00	0.00	0.00	0.00	0.00	0.00	1.33
5 X 5	0	1	0	1	1	5	0	0	8
	0.00	1.33	0.00	1.33	1.33	6.67	0.00	0.00	10.67
	0.00	12.50	0.00	12.50	12.50	62.50	0.00	0.00	100.00
	0.00	4.35	0.00	10.00	6.25	29.41	0.00	0.00	10.67

1994 MULE DEER ANTLER STATISTICS BY TIME PERIOD

DISTRICT 511 (CONTINUED)

FREQ	09/01	10/23	10/30	11/06	11/13	11/20	11/28	UNKWN	TOTAL
TOT%	TO	TO	TO	TO	TO	TO	TO		
ROW%	10/22	10/29	11/05	11/12	11/19	11/27	01/15		
COL%									
TOTAL	2	23	7	10	16	17	0	0	75
ANTLRD	2.67	30.67	9.33	13.33	21.33	22.67	0.00	0.00	100.00
	2.67	30.67	9.33	13.33	21.33	22.67	0.00	0.00	100.00
	100.00	100.00	100.00	100.00	100.00	100.00	0.00	0.00	100.00

1994 MULE DEER ANTLER STATISTICS BY TIME PERIOD

DISTRICT 520

FREQ TOT% ROW% COL%	09/01 TO 10/22	10/23 TO 10/29	10/30 TO 11/05	11/06 TO 11/12	11/13 TO 11/19	11/20 TO 11/27	11/28 TO 01/15	UNKWN	TOTAL
ANTLSS	1	8	11	5	10	16	0	1	52
	1.92	15.38	21.15	9.62	19.23	30.77	0.00	1.92	100.00
	1.92	15.38	21.15	9.62	19.23	30.77	0.00	1.92	100.00
	100.00	100.00	100.00	100.00	100.00	100.00	0.00	100.00	100.00
1 X 1	0	0	2	0	0	2	0	0	4
	0.00	0.00	1.34	0.00	0.00	1.34	0.00	0.00	2.68
	0.00	0.00	50.00	0.00	0.00	50.00	0.00	0.00	100.00
	0.00	0.00	10.00	0.00	0.00	4.35	0.00	0.00	2.68
2 X 2	0	10	4	7	6	6	0	0	33
	0.00	6.71	2.68	4.70	4.03	4.03	0.00	0.00	22.15
	0.00	30.30	12.12	21.21	18.18	18.18	0.00	0.00	100.00
	0.00	40.00	20.00	25.00	20.69	13.04	0.00	0.00	22.15
3 X 2	0	0	1	1	1	0	0	0	3
	0.00	0.00	0.67	0.67	0.67	0.00	0.00	0.00	2.01
	0.00	0.00	33.33	33.33	33.33	0.00	0.00	0.00	100.00
	0.00	0.00	5.00	3.57	3.45	0.00	0.00	0.00	2.01
3 X 3	0	4	3	5	5	8	0	0	25
	0.00	2.68	2.01	3.36	3.36	5.37	0.00	0.00	16.78
	0.00	16.00	12.00	20.00	20.00	32.00	0.00	0.00	100.00
	0.00	16.00	15.00	17.86	17.24	17.39	0.00	0.00	16.78
4 X 2	0	0	0	0	1	1	0	0	2
	0.00	0.00	0.00	0.00	0.67	0.67	0.00	0.00	1.34
	0.00	0.00	0.00	0.00	50.00	50.00	0.00	0.00	100.00
	0.00	0.00	0.00	0.00	3.45	2.17	0.00	0.00	1.34
4 X 3	0	2	2	3	2	5	0	0	14
	0.00	1.34	1.34	2.01	1.34	3.36	0.00	0.00	9.40
	0.00	14.29	14.29	21.43	14.29	35.71	0.00	0.00	100.00
	0.00	8.00	10.00	10.71	6.90	10.87	0.00	0.00	9.40
4 X 4	0	5	3	6	10	15	0	0	39
	0.00	3.36	2.01	4.03	6.71	10.07	0.00	0.00	26.17
	0.00	12.82	7.69	15.38	25.64	38.46	0.00	0.00	100.00
	0.00	20.00	15.00	21.43	34.48	32.61	0.00	0.00	26.17
5 X 3	0	0	0	1	0	0	0	0	1
	0.00	0.00	0.00	0.67	0.00	0.00	0.00	0.00	0.67
	0.00	0.00	0.00	100.00	0.00	0.00	0.00	0.00	100.00
	0.00	0.00	0.00	3.57	0.00	0.00	0.00	0.00	0.67

1994 MULE DEER ANTLER STATISTICS BY TIME PERIOD

DISTRICT 520 (CONTINUED)

FREQ	09/01	10/23	10/30	11/06	11/13	11/20	11/28	UNKWN	TOTAL
TOT%	TO	TO	TO	TO	TO	TO	TO		
ROW%	10/22	10/29	11/05	11/12	11/19	11/27	01/15		
COL%									
5 X 4	0	0	0	2	1	4	0	0	7
	0.00	0.00	0.00	1.34	0.67	2.68	0.00	0.00	4.70
	0.00	0.00	0.00	28.57	14.29	57.14	0.00	0.00	100.00
	0.00	0.00	0.00	7.14	3.45	8.70	0.00	0.00	4.70
5 X 5	1	3	4	2	2	5	0	0	17
	0.67	2.01	2.68	1.34	1.34	3.36	0.00	0.00	11.41
	5.88	17.65	23.53	11.76	11.76	29.41	0.00	0.00	100.00
	100.00	12.00	20.00	7.14	6.90	10.87	0.00	0.00	11.41
6 X 5	0	0	1	1	0	0	0	0	2
	0.00	0.00	0.67	0.67	0.00	0.00	0.00	0.00	1.34
	0.00	0.00	50.00	50.00	0.00	0.00	0.00	0.00	100.00
	0.00	0.00	5.00	3.57	0.00	0.00	0.00	0.00	1.34
7 X 5	0	1	0	0	0	0	0	0	1
	0.00	0.67	0.00	0.00	0.00	0.00	0.00	0.00	0.67
	0.00	100.00	0.00	0.00	0.00	0.00	0.00	0.00	100.00
	0.00	4.00	0.00	0.00	0.00	0.00	0.00	0.00	0.67
9 X 9	0	0	0	0	1	0	0	0	1
	0.00	0.00	0.00	0.00	0.67	0.00	0.00	0.00	0.67
	0.00	0.00	0.00	0.00	100.00	0.00	0.00	0.00	100.00
	0.00	0.00	0.00	0.00	3.45	0.00	0.00	0.00	0.67
TOTAL	1	25	20	28	29	46	0	0	149
ANTLRD	0.67	16.78	13.42	18.79	19.46	30.87	0.00	0.00	100.00
	0.67	16.78	13.42	18.79	19.46	30.87	0.00	0.00	100.00
	100.00	100.00	100.00	100.00	100.00	100.00	0.00	0.00	100.00

1994 MULE DEER ANTLER STATISTICS BY TIME PERIOD

DISTRICT 530

FREQ	09/01	10/23	10/30	11/06	11/13	11/20	11/28	UNKWN	TOTAL
TOT%	TO	TO	TO	TO	TO	TO	TO		
ROW%	10/22	10/29	11/05	11/12	11/19	11/27	01/15		
COL%									
ANTLSS	1	26	17	14	12	29	1	0	100
	1.00	26.00	17.00	14.00	12.00	29.00	1.00	0.00	100.00
	1.00	26.00	17.00	14.00	12.00	29.00	1.00	0.00	100.00
	100.00	100.00	100.00	100.00	100.00	100.00	100.00	0.00	100.00
1 X 1	0	0	0	0	1	1	0	0	2
	0.00	0.00	0.00	0.00	0.65	0.65	0.00	0.00	1.31
	0.00	0.00	0.00	0.00	50.00	50.00	0.00	0.00	100.00
	0.00	0.00	0.00	0.00	3.45	2.86	0.00	0.00	1.31
2 X 1	0	0	1	0	0	0	0	0	1
	0.00	0.00	0.65	0.00	0.00	0.00	0.00	0.00	0.65
	0.00	0.00	100.00	0.00	0.00	0.00	0.00	0.00	100.00
	0.00	0.00	4.17	0.00	0.00	0.00	0.00	0.00	0.65
2 X 2	1	7	1	7	4	3	0	0	23
	0.65	4.58	0.65	4.58	2.61	1.96	0.00	0.00	15.03
	4.35	30.43	4.35	30.43	17.39	13.04	0.00	0.00	100.00
	100.00	20.59	4.17	23.33	13.79	8.57	0.00	0.00	15.03
3 X 1	0	1	0	0	0	0	0	0	1
	0.00	0.65	0.00	0.00	0.00	0.00	0.00	0.00	0.65
	0.00	100.00	0.00	0.00	0.00	0.00	0.00	0.00	100.00
	0.00	2.94	0.00	0.00	0.00	0.00	0.00	0.00	0.65
3 X 2	0	2	0	0	0	0	0	0	2
	0.00	1.31	0.00	0.00	0.00	0.00	0.00	0.00	1.31
	0.00	100.00	0.00	0.00	0.00	0.00	0.00	0.00	100.00
	0.00	5.88	0.00	0.00	0.00	0.00	0.00	0.00	1.31
3 X 3	0	8	6	5	2	2	0	0	23
	0.00	5.23	3.92	3.27	1.31	1.31	0.00	0.00	15.03
	0.00	34.78	26.09	21.74	8.70	8.70	0.00	0.00	100.00
	0.00	23.53	25.00	16.67	6.90	5.71	0.00	0.00	15.03
4 X 3	0	1	1	1	3	6	0	0	12
	0.00	0.65	0.65	0.65	1.96	3.92	0.00	0.00	7.84
	0.00	8.33	8.33	8.33	25.00	50.00	0.00	0.00	100.00
	0.00	2.94	4.17	3.33	10.34	17.14	0.00	0.00	7.84
4 X 4	0	9	11	8	14	11	0	0	53
	0.00	5.88	7.19	5.23	9.15	7.19	0.00	0.00	34.64
	0.00	16.98	20.75	15.09	26.42	20.75	0.00	0.00	100.00
	0.00	26.47	45.83	26.67	48.28	31.43	0.00	0.00	34.64

1994 MULE DEER ANTLER STATISTICS BY TIME PERIOD

DISTRICT 530 (CONTINUED)

FREQ	09/01	10/23	10/30	11/06	11/13	11/20	11/28	UNKWN	TOTAL
TOT%	TO	TO	TO	TO	TO	TO	TO		
ROW%	10/22	10/29	11/05	11/12	11/19	11/27	01/15		
COL%									
5 X 4	0	2	1	2	1	3	0	0	9
	0.00	1.31	0.65	1.31	0.65	1.96	0.00	0.00	5.88
	0.00	22.22	11.11	22.22	11.11	33.33	0.00	0.00	100.00
	0.00	5.88	4.17	6.67	3.45	8.57	0.00	0.00	5.88
5 X 5	0	1	2	3	2	5	0	0	13
	0.00	0.65	1.31	1.96	1.31	3.27	0.00	0.00	8.50
	0.00	7.69	15.38	23.08	15.38	38.46	0.00	0.00	100.00
	0.00	2.94	8.33	10.00	6.90	14.29	0.00	0.00	8.50
6 X 4	0	0	0	2	0	0	0	0	2
	0.00	0.00	0.00	1.31	0.00	0.00	0.00	0.00	1.31
	0.00	0.00	0.00	100.00	0.00	0.00	0.00	0.00	100.00
	0.00	0.00	0.00	6.67	0.00	0.00	0.00	0.00	1.31
6 X 5	0	1	1	1	1	1	0	0	5
	0.00	0.65	0.65	0.65	0.65	0.65	0.00	0.00	3.27
	0.00	20.00	20.00	20.00	20.00	20.00	0.00	0.00	100.00
	0.00	2.94	4.17	3.33	3.45	2.86	0.00	0.00	3.27
6 X 6	0	1	0	0	0	1	0	0	2
	0.00	0.65	0.00	0.00	0.00	0.65	0.00	0.00	1.31
	0.00	50.00	0.00	0.00	0.00	50.00	0.00	0.00	100.00
	0.00	2.94	0.00	0.00	0.00	2.86	0.00	0.00	1.31
7 X 5	0	1	0	0	0	0	0	0	1
	0.00	0.65	0.00	0.00	0.00	0.00	0.00	0.00	0.65
	0.00	100.00	0.00	0.00	0.00	0.00	0.00	0.00	100.00
	0.00	2.94	0.00	0.00	0.00	0.00	0.00	0.00	0.65
7 X 6	0	0	0	1	1	0	0	0	2
	0.00	0.00	0.00	0.65	0.65	0.00	0.00	0.00	1.31
	0.00	0.00	0.00	50.00	50.00	0.00	0.00	0.00	100.00
	0.00	0.00	0.00	3.33	3.45	0.00	0.00	0.00	1.31
8 X 6	0	0	0	0	0	1	0	0	1
	0.00	0.00	0.00	0.00	0.00	0.65	0.00	0.00	0.65
	0.00	0.00	0.00	0.00	0.00	100.00	0.00	0.00	100.00
	0.00	0.00	0.00	0.00	0.00	2.86	0.00	0.00	0.65
8 X 7	0	0	0	0	0	1	0	0	1
	0.00	0.00	0.00	0.00	0.00	0.65	0.00	0.00	0.65
	0.00	0.00	0.00	0.00	0.00	100.00	0.00	0.00	100.00
	0.00	0.00	0.00	0.00	0.00	2.86	0.00	0.00	0.65

1994 MULE DEER ANTLER STATISTICS BY TIME PERIOD

DISTRICT 530 (CONTINUED)

FREQ	09/01	10/23	10/30	11/06	11/13	11/20	11/28	UNKWN	TOTAL
TOT%	TO	TO	TO	TO	TO	TO	TO		
ROW%	10/22	10/29	11/05	11/12	11/19	11/27	01/15		
COL%									
TOTAL	1	34	24	30	29	35	0	0	153
ANTLRD	0.65	22.22	15.69	19.61	18.95	22.88	0.00	0.00	100.00
	0.65	22.22	15.69	19.61	18.95	22.88	0.00	0.00	100.00
	100.00	100.00	100.00	100.00	100.00	100.00	0.00	0.00	100.00

1994 MULE DEER ANTLER STATISTICS BY TIME PERIOD

DISTRICT 540

FREQ	09/01	10/23	10/30	11/06	11/13	11/20	11/28	UNKWN	TOTAL
TOT%	TO	TO	TO	TO	TO	TO	TO		
ROW%	10/22	10/29	11/05	11/12	11/19	11/27	01/15		
COL%									
ANTLSS	1	4	1	1	2	7	0	2	18
	5.56	22.22	5.56	5.56	11.11	38.89	0.00	11.11	100.00
	5.56	22.22	5.56	5.56	11.11	38.89	0.00	11.11	100.00
	100.00	100.00	100.00	100.00	100.00	100.00	0.00	100.00	100.00
2 X 2	0	1	2	6	1	5	0	0	15
	0.00	2.00	4.00	12.00	2.00	10.00	0.00	0.00	30.00
	0.00	6.67	13.33	40.00	6.67	33.33	0.00	0.00	100.00
	0.00	14.29	22.22	50.00	20.00	31.25	0.00	0.00	30.00
3 X 2	0	1	1	0	0	1	0	0	3
	0.00	2.00	2.00	0.00	0.00	2.00	0.00	0.00	6.00
	0.00	33.33	33.33	0.00	0.00	33.33	0.00	0.00	100.00
	0.00	14.29	11.11	0.00	0.00	6.25	0.00	0.00	6.00
3 X 3	0	1	3	2	2	2	0	0	10
	0.00	2.00	6.00	4.00	4.00	4.00	0.00	0.00	20.00
	0.00	10.00	30.00	20.00	20.00	20.00	0.00	0.00	100.00
	0.00	14.29	33.33	16.67	40.00	12.50	0.00	0.00	20.00
4 X 4	0	4	2	3	1	6	0	1	17
	0.00	8.00	4.00	6.00	2.00	12.00	0.00	2.00	34.00
	0.00	23.53	11.76	17.65	5.88	35.29	0.00	5.88	100.00
	0.00	57.14	22.22	25.00	20.00	37.50	0.00	100.00	34.00
5 X 5	0	0	0	1	1	2	0	0	4
	0.00	0.00	0.00	2.00	2.00	4.00	0.00	0.00	8.00
	0.00	0.00	0.00	25.00	25.00	50.00	0.00	0.00	100.00
	0.00	0.00	0.00	8.33	20.00	12.50	0.00	0.00	8.00
6 X 4	0	0	1	0	0	0	0	0	1
	0.00	0.00	2.00	0.00	0.00	0.00	0.00	0.00	2.00
	0.00	0.00	100.00	0.00	0.00	0.00	0.00	0.00	100.00
	0.00	0.00	11.11	0.00	0.00	0.00	0.00	0.00	2.00
TOTAL ANTLRD	0	7	9	12	5	16	0	1	50
	0.00	14.00	18.00	24.00	10.00	32.00	0.00	2.00	100.00
	0.00	14.00	18.00	24.00	10.00	32.00	0.00	2.00	100.00
	0.00	100.00	100.00	100.00	100.00	100.00	0.00	100.00	100.00

1994 MULE DEER ANTLER STATISTICS BY TIME PERIOD

DISTRICT 560

FREQ	09/01	10/23	10/30	11/06	11/13	11/20	11/28	UNKWN	TOTAL
TOT%	TO	TO	TO	TO	TO	TO	TO		
ROW%	10/22	10/29	11/05	11/12	11/19	11/27	01/15		
COL%									
ANTLSS	0	24	17	8	11	17	0	0	77
	0.00	31.17	22.08	10.39	14.29	22.08	0.00	0.00	100.00
	0.00	31.17	22.08	10.39	14.29	22.08	0.00	0.00	100.00
	0.00	100.00	100.00	100.00	100.00	100.00	0.00	0.00	100.00
1 X 1	0	1	2	0	2	1	0	0	6
	0.00	0.68	1.35	0.00	1.35	0.68	0.00	0.00	4.05
	0.00	16.67	33.33	0.00	33.33	16.67	0.00	0.00	100.00
	0.00	2.70	10.00	0.00	6.06	3.23	0.00	0.00	4.05
2 X -	0	0	0	0	0	1	0	0	1
	0.00	0.00	0.00	0.00	0.00	0.68	0.00	0.00	0.68
	0.00	0.00	0.00	0.00	0.00	100.00	0.00	0.00	100.00
	0.00	0.00	0.00	0.00	0.00	3.23	0.00	0.00	0.68
2 X 1	0	0	0	0	0	1	0	0	1
	0.00	0.00	0.00	0.00	0.00	0.68	0.00	0.00	0.68
	0.00	0.00	0.00	0.00	0.00	100.00	0.00	0.00	100.00
	0.00	0.00	0.00	0.00	0.00	3.23	0.00	0.00	0.68
2 X 2	0	7	6	7	6	6	0	0	32
	0.00	4.73	4.05	4.73	4.05	4.05	0.00	0.00	21.62
	0.00	21.88	18.75	21.88	18.75	18.75	0.00	0.00	100.00
	0.00	18.92	30.00	26.92	18.18	19.35	0.00	0.00	21.62
3 X 2	0	1	1	0	1	0	0	0	3
	0.00	0.68	0.68	0.00	0.68	0.00	0.00	0.00	2.03
	0.00	33.33	33.33	0.00	33.33	0.00	0.00	0.00	100.00
	0.00	2.70	5.00	0.00	3.03	0.00	0.00	0.00	2.03
3 X 3	1	6	5	2	4	9	0	0	27
	0.68	4.05	3.38	1.35	2.70	6.08	0.00	0.00	18.24
	3.70	22.22	18.52	7.41	14.81	33.33	0.00	0.00	100.00
	100.00	16.22	25.00	7.69	12.12	29.03	0.00	0.00	18.24
4 X 2	0	1	0	0	0	0	0	0	1
	0.00	0.68	0.00	0.00	0.00	0.00	0.00	0.00	0.68
	0.00	100.00	0.00	0.00	0.00	0.00	0.00	0.00	100.00
	0.00	2.70	0.00	0.00	0.00	0.00	0.00	0.00	0.68
4 X 3	0	0	1	4	3	2	0	0	10
	0.00	0.00	0.68	2.70	2.03	1.35	0.00	0.00	6.76
	0.00	0.00	10.00	40.00	30.00	20.00	0.00	0.00	100.00
	0.00	0.00	5.00	15.38	9.09	6.45	0.00	0.00	6.76

1994 MULE DEER ANTLER STATISTICS BY TIME PERIOD

DISTRICT 560 (CONTINUED)

FREQ	09/01	10/23	10/30	11/06	11/13	11/20	11/28	UNKWN	TOTAL
TOT%	TO	TO	TO	TO	TO	TO	TO		
ROW%	10/22	10/29	11/05	11/12	11/19	11/27	01/15		
COL%									
4 X 4	0	13	4	7	11	7	0	0	42
	0.00	8.78	2.70	4.73	7.43	4.73	0.00	0.00	28.38
	0.00	30.95	9.52	16.67	26.19	16.67	0.00	0.00	100.00
	0.00	35.14	20.00	26.92	33.33	22.58	0.00	0.00	28.38
5 X 2	0	0	0	1	0	0	0	0	1
	0.00	0.00	0.00	0.68	0.00	0.00	0.00	0.00	0.68
	0.00	0.00	0.00	100.00	0.00	0.00	0.00	0.00	100.00
	0.00	0.00	0.00	3.85	0.00	0.00	0.00	0.00	0.68
5 X 3	0	1	0	0	0	0	0	0	1
	0.00	0.68	0.00	0.00	0.00	0.00	0.00	0.00	0.68
	0.00	100.00	0.00	0.00	0.00	0.00	0.00	0.00	100.00
	0.00	2.70	0.00	0.00	0.00	0.00	0.00	0.00	0.68
5 X 4	0	1	0	0	0	0	0	0	1
	0.00	0.68	0.00	0.00	0.00	0.00	0.00	0.00	0.68
	0.00	100.00	0.00	0.00	0.00	0.00	0.00	0.00	100.00
	0.00	2.70	0.00	0.00	0.00	0.00	0.00	0.00	0.68
5 X 5	0	6	1	5	4	2	0	0	18
	0.00	4.05	0.68	3.38	2.70	1.35	0.00	0.00	12.16
	0.00	33.33	5.56	27.78	22.22	11.11	0.00	0.00	100.00
	0.00	16.22	5.00	19.23	12.12	6.45	0.00	0.00	12.16
6 X 5	0	0	0	0	1	1	0	0	2
	0.00	0.00	0.00	0.00	0.68	0.68	0.00	0.00	1.35
	0.00	0.00	0.00	0.00	50.00	50.00	0.00	0.00	100.00
	0.00	0.00	0.00	0.00	3.03	3.23	0.00	0.00	1.35
6 X 6	0	0	0	0	0	1	0	0	1
	0.00	0.00	0.00	0.00	0.00	0.68	0.00	0.00	0.68
	0.00	0.00	0.00	0.00	0.00	100.00	0.00	0.00	100.00
	0.00	0.00	0.00	0.00	0.00	3.23	0.00	0.00	0.68
9 X 7	0	0	0	0	1	0	0	0	1
	0.00	0.00	0.00	0.00	0.68	0.00	0.00	0.00	0.68
	0.00	0.00	0.00	0.00	100.00	0.00	0.00	0.00	100.00
	0.00	0.00	0.00	0.00	3.03	0.00	0.00	0.00	0.68
TOTAL	1	37	20	26	33	31	0	0	148
ANTLRD	0.68	25.00	13.51	17.57	22.30	20.95	0.00	0.00	100.00
	0.68	25.00	13.51	17.57	22.30	20.95	0.00	0.00	100.00
	100.00	100.00	100.00	100.00	100.00	100.00	0.00	0.00	100.00

1994 MULE DEER ANTLER STATISTICS BY TIME PERIOD

DISTRICT 570

FREQ TOT% ROW% COL%	09/01 TO 10/22	10/23 TO 10/29	10/30 TO 11/05	11/06 TO 11/12	11/13 TO 11/19	11/20 TO 11/27	11/28 TO 01/15	UNKWN	TOTAL
ANTLSS	3	45	35	34	22	41	0	1	181
	1.66	24.86	19.34	18.78	12.15	22.65	0.00	0.55	100.00
	1.66	24.86	19.34	18.78	12.15	22.65	0.00	0.55	100.00
	100.00	100.00	100.00	100.00	100.00	100.00	0.00	100.00	100.00
1 X 1	0	1	0	0	1	0	0	0	2
	0.00	0.43	0.00	0.00	0.43	0.00	0.00	0.00	0.86
	0.00	50.00	0.00	0.00	50.00	0.00	0.00	0.00	100.00
	0.00	2.17	0.00	0.00	2.50	0.00	0.00	0.00	0.86
2 X 1	0	0	0	1	0	1	0	0	2
	0.00	0.00	0.00	0.43	0.00	0.43	0.00	0.00	0.86
	0.00	0.00	0.00	50.00	0.00	50.00	0.00	0.00	100.00
	0.00	0.00	0.00	2.04	0.00	1.56	0.00	0.00	0.86
2 X 2	0	6	4	9	5	14	0	0	38
	0.00	2.58	1.72	3.86	2.15	6.01	0.00	0.00	16.31
	0.00	15.79	10.53	23.68	13.16	36.84	0.00	0.00	100.00
	0.00	13.04	12.90	18.37	12.50	21.88	0.00	0.00	16.31
3 X 2	0	4	2	1	1	1	0	0	9
	0.00	1.72	0.86	0.43	0.43	0.43	0.00	0.00	3.86
	0.00	44.44	22.22	11.11	11.11	11.11	0.00	0.00	100.00
	0.00	8.70	6.45	2.04	2.50	1.56	0.00	0.00	3.86
3 X 3	1	12	7	12	10	6	0	0	48
	0.43	5.15	3.00	5.15	4.29	2.58	0.00	0.00	20.60
	2.08	25.00	14.58	25.00	20.83	12.50	0.00	0.00	100.00
	33.33	26.09	22.58	24.49	25.00	9.38	0.00	0.00	20.60
4 X -	0	0	0	0	1	0	0	0	1
	0.00	0.00	0.00	0.00	0.43	0.00	0.00	0.00	0.43
	0.00	0.00	0.00	0.00	100.00	0.00	0.00	0.00	100.00
	0.00	0.00	0.00	0.00	2.50	0.00	0.00	0.00	0.43
4 X 2	0	0	1	0	1	1	0	0	3
	0.00	0.00	0.43	0.00	0.43	0.43	0.00	0.00	1.29
	0.00	0.00	33.33	0.00	33.33	33.33	0.00	0.00	100.00
	0.00	0.00	3.23	0.00	2.50	1.56	0.00	0.00	1.29
4 X 3	0	1	2	4	4	7	0	0	18
	0.00	0.43	0.86	1.72	1.72	3.00	0.00	0.00	7.73
	0.00	5.56	11.11	22.22	22.22	38.89	0.00	0.00	100.00
	0.00	2.17	6.45	8.16	10.00	10.94	0.00	0.00	7.73

1994 MULE DEER ANTLER STATISTICS BY TIME PERIOD

DISTRICT 570 (CONTINUED)

FREQ	09/01	10/23	10/30	11/06	11/13	11/20	11/28	UNKWN	TOTAL
TOT%	TO	TO	TO	TO	TO	TO	TO		
ROW%	10/22	10/29	11/05	11/12	11/19	11/27	01/15		
COL%									
4 X 4	1	14	11	12	10	21	0	0	69
	0.43	6.01	4.72	5.15	4.29	9.01	0.00	0.00	29.61
	1.45	20.29	15.94	17.39	14.49	30.43	0.00	0.00	100.00
	33.33	30.43	35.48	24.49	25.00	32.81	0.00	0.00	29.61
5 X 4	0	4	0	1	4	4	0	0	13
	0.00	1.72	0.00	0.43	1.72	1.72	0.00	0.00	5.58
	0.00	30.77	0.00	7.69	30.77	30.77	0.00	0.00	100.00
	0.00	8.70	0.00	2.04	10.00	6.25	0.00	0.00	5.58
5 X 5	1	4	3	5	3	7	0	0	23
	0.43	1.72	1.29	2.15	1.29	3.00	0.00	0.00	9.87
	4.35	17.39	13.04	21.74	13.04	30.43	0.00	0.00	100.00
	33.33	8.70	9.68	10.20	7.50	10.94	0.00	0.00	9.87
6 X 5	0	0	0	2	0	1	0	0	3
	0.00	0.00	0.00	0.86	0.00	0.43	0.00	0.00	1.29
	0.00	0.00	0.00	66.67	0.00	33.33	0.00	0.00	100.00
	0.00	0.00	0.00	4.08	0.00	1.56	0.00	0.00	1.29
6 X 6	0	0	1	1	0	1	0	0	3
	0.00	0.00	0.43	0.43	0.00	0.43	0.00	0.00	1.29
	0.00	0.00	33.33	33.33	0.00	33.33	0.00	0.00	100.00
	0.00	0.00	3.23	2.04	0.00	1.56	0.00	0.00	1.29
7 X 4	0	0	0	1	0	0	0	0	1
	0.00	0.00	0.00	0.43	0.00	0.00	0.00	0.00	0.43
	0.00	0.00	0.00	100.00	0.00	0.00	0.00	0.00	100.00
	0.00	0.00	0.00	2.04	0.00	0.00	0.00	0.00	0.43
TOTAL	3	46	31	49	40	64	0	0	233
ANTLRD	1.29	19.74	13.30	21.03	17.17	27.47	0.00	0.00	100.00
	1.29	19.74	13.30	21.03	17.17	27.47	0.00	0.00	100.00
	100.00	100.00	100.00	100.00	100.00	100.00	0.00	0.00	100.00

1994 MULE DEER ANTLER STATISTICS BY TIME PERIOD

DISTRICT 575

FREQ TOT% ROW% COL%	09/01 TO 10/22	10/23 TO 10/29	10/30 TO 11/05	11/06 TO 11/12	11/13 TO 11/19	11/20 TO 11/27	11/28 TO 01/15	UNKWN	TOTAL
ANTLSS	3	53	38	40	47	70	1	0	252
	1.19	21.03	15.08	15.87	18.65	27.78	0.40	0.00	100.00
	1.19	21.03	15.08	15.87	18.65	27.78	0.40	0.00	100.00
	100.00	100.00	100.00	100.00	100.00	100.00	100.00	0.00	100.00
1 X 1	0	0	0	0	3	5	0	0	8
	0.00	0.00	0.00	0.00	1.11	1.85	0.00	0.00	2.95
	0.00	0.00	0.00	0.00	37.50	62.50	0.00	0.00	100.00
	0.00	0.00	0.00	0.00	5.45	6.58	0.00	0.00	2.95
2 X 1	0	3	0	0	0	0	0	0	3
	0.00	1.11	0.00	0.00	0.00	0.00	0.00	0.00	1.11
	0.00	100.00	0.00	0.00	0.00	0.00	0.00	0.00	100.00
	0.00	6.38	0.00	0.00	0.00	0.00	0.00	0.00	1.11
2 X 2	1	13	13	24	16	26	0	0	93
	0.37	4.80	4.80	8.86	5.90	9.59	0.00	0.00	34.32
	1.08	13.98	13.98	25.81	17.20	27.96	0.00	0.00	100.00
	100.00	27.66	33.33	46.15	29.09	34.21	0.00	0.00	34.32
3 X 1	0	0	1	0	0	0	0	0	1
	0.00	0.00	0.37	0.00	0.00	0.00	0.00	0.00	0.37
	0.00	0.00	100.00	0.00	0.00	0.00	0.00	0.00	100.00
	0.00	0.00	2.56	0.00	0.00	0.00	0.00	0.00	0.37
3 X 2	0	2	2	0	2	1	0	0	7
	0.00	0.74	0.74	0.00	0.74	0.37	0.00	0.00	2.58
	0.00	28.57	28.57	0.00	28.57	14.29	0.00	0.00	100.00
	0.00	4.26	5.13	0.00	3.64	1.32	0.00	0.00	2.58
3 X 3	0	12	11	8	15	17	1	0	64
	0.00	4.43	4.06	2.95	5.54	6.27	0.37	0.00	23.62
	0.00	18.75	17.19	12.50	23.44	26.56	1.56	0.00	100.00
	0.00	25.53	28.21	15.38	27.27	22.37	100.00	0.00	23.62
4 X 2	0	0	1	0	0	0	0	0	1
	0.00	0.00	0.37	0.00	0.00	0.00	0.00	0.00	0.37
	0.00	0.00	100.00	0.00	0.00	0.00	0.00	0.00	100.00
	0.00	0.00	2.56	0.00	0.00	0.00	0.00	0.00	0.37
4 X 3	0	3	1	7	4	4	0	0	19
	0.00	1.11	0.37	2.58	1.48	1.48	0.00	0.00	7.01
	0.00	15.79	5.26	36.84	21.05	21.05	0.00	0.00	100.00
	0.00	6.38	2.56	13.46	7.27	5.26	0.00	0.00	7.01

1994 MULE DEER ANTLER STATISTICS BY TIME PERIOD

DISTRICT 575 (CONTINUED)

FREQ TOT% ROW% COL%	09/01 TO 10/22	10/23 TO 10/29	10/30 TO 11/05	11/06 TO 11/12	11/13 TO 11/19	11/20 TO 11/27	11/28 TO 01/15	UNKWN	TOTAL
4 X 4	0 0.00 0.00 0.00	11 4.06 20.75 23.40	7 2.58 13.21 17.95	9 3.32 16.98 17.31	10 3.69 18.87 18.18	16 5.90 30.19 21.05	0 0.00 0.00 0.00	0 0.00 0.00 0.00	53 19.56 100.00 19.56
5 X 4	0 0.00 0.00 0.00	2 0.74 20.00 4.26	2 0.74 20.00 5.13	1 0.37 10.00 1.92	2 0.74 20.00 3.64	3 1.11 30.00 3.95	0 0.00 0.00 0.00	0 0.00 0.00 0.00	10 3.69 100.00 3.69
5 X 5	0 0.00 0.00 0.00	1 0.37 9.09 2.13	1 0.37 9.09 2.56	3 1.11 27.27 5.77	2 0.74 18.18 3.64	4 1.48 36.36 5.26	0 0.00 0.00 0.00	0 0.00 0.00 0.00	11 4.06 100.00 4.06
6 X 6	0 0.00 0.00 0.00	0 0.00 0.00 0.00	0 0.00 0.00 0.00	0 0.00 0.00 0.00	1 0.37 100.00 1.82	0 0.00 0.00 0.00	0 0.00 0.00 0.00	0 0.00 0.00 0.00	1 0.37 100.00 0.37
TOTAL ANTLRD	1 0.37 0.37 100.00	47 17.34 17.34 100.00	39 14.39 14.39 100.00	52 19.19 19.19 100.00	55 20.30 20.30 100.00	76 28.04 28.04 100.00	1 0.37 0.37 100.00	0 0.00 0.00 0.00	271 100.00 100.00 100.00

1994 MULE DEER ANTLER STATISTICS BY TIME PERIOD

DISTRICT 580

FREQ TOT% ROW% COL%	09/01 TO 10/22	10/23 TO 10/29	10/30 TO 11/05	11/06 TO 11/12	11/13 TO 11/19	11/20 TO 11/27	11/28 TO 01/15	UNKWN	TOTAL
ANTLSS	9	30	22	20	19	26	0	0	126
	7.14	23.81	17.46	15.87	15.08	20.63	0.00	0.00	100.00
	7.14	23.81	17.46	15.87	15.08	20.63	0.00	0.00	100.00
	100.00	100.00	100.00	100.00	100.00	100.00	0.00	0.00	100.00
1 X 1	0	1	2	2	0	1	0	0	6
	0.00	0.41	0.82	0.82	0.00	0.41	0.00	0.00	2.47
	0.00	16.67	33.33	33.33	0.00	16.67	0.00	0.00	100.00
	0.00	2.17	5.56	4.08	0.00	1.61	0.00	0.00	2.47
2 X 0	0	1	0	0	0	0	0	0	1
	0.00	0.41	0.00	0.00	0.00	0.00	0.00	0.00	0.41
	0.00	100.00	0.00	0.00	0.00	0.00	0.00	0.00	100.00
	0.00	2.17	0.00	0.00	0.00	0.00	0.00	0.00	0.41
2 X 2	0	5	7	13	6	12	0	0	43
	0.00	2.06	2.88	5.35	2.47	4.94	0.00	0.00	17.70
	0.00	11.63	16.28	30.23	13.95	27.91	0.00	0.00	100.00
	0.00	10.87	19.44	26.53	12.24	19.35	0.00	0.00	17.70
3 X 2	0	0	0	1	0	1	0	0	2
	0.00	0.00	0.00	0.41	0.00	0.41	0.00	0.00	0.82
	0.00	0.00	0.00	50.00	0.00	50.00	0.00	0.00	100.00
	0.00	0.00	0.00	2.04	0.00	1.61	0.00	0.00	0.82
3 X 3	0	8	2	10	9	11	0	0	40
	0.00	3.29	0.82	4.12	3.70	4.53	0.00	0.00	16.46
	0.00	20.00	5.00	25.00	22.50	27.50	0.00	0.00	100.00
	0.00	17.39	5.56	20.41	18.37	17.74	0.00	0.00	16.46
4 X 3	0	6	1	1	1	5	0	0	14
	0.00	2.47	0.41	0.41	0.41	2.06	0.00	0.00	5.76
	0.00	42.86	7.14	7.14	7.14	35.71	0.00	0.00	100.00
	0.00	13.04	2.78	2.04	2.04	8.06	0.00	0.00	5.76
4 X 4	1	16	13	15	20	22	0	0	87
	0.41	6.58	5.35	6.17	8.23	9.05	0.00	0.00	35.80
	1.15	18.39	14.94	17.24	22.99	25.29	0.00	0.00	100.00
	100.00	34.78	36.11	30.61	40.82	35.48	0.00	0.00	35.80
5 X 3	0	1	1	1	0	1	0	0	4
	0.00	0.41	0.41	0.41	0.00	0.41	0.00	0.00	1.65
	0.00	25.00	25.00	25.00	0.00	25.00	0.00	0.00	100.00
	0.00	2.17	2.78	2.04	0.00	1.61	0.00	0.00	1.65

1994 MULE DEER ANTLER STATISTICS BY TIME PERIOD

DISTRICT 580 (CONTINUED)

FREQ	09/01	10/23	10/30	11/06	11/13	11/20	11/28	UNKWN	TOTAL
TOT%	TO	TO	TO	TO	TO	TO	TO		
ROW%	10/22	10/29	11/05	11/12	11/19	11/27	01/15		
COL%									
5 X 4	0	3	1	2	3	2	0	0	11
	0.00	1.23	0.41	0.82	1.23	0.82	0.00	0.00	4.53
	0.00	27.27	9.09	18.18	27.27	18.18	0.00	0.00	100.00
	0.00	6.52	2.78	4.08	6.12	3.23	0.00	0.00	4.53
5 X 5	0	4	8	4	6	6	0	0	28
	0.00	1.65	3.29	1.65	2.47	2.47	0.00	0.00	11.52
	0.00	14.29	28.57	14.29	21.43	21.43	0.00	0.00	100.00
	0.00	8.70	22.22	8.16	12.24	9.68	0.00	0.00	11.52
6 X 5	0	0	0	0	2	0	0	0	2
	0.00	0.00	0.00	0.00	0.82	0.00	0.00	0.00	0.82
	0.00	0.00	0.00	0.00	100.00	0.00	0.00	0.00	100.00
	0.00	0.00	0.00	0.00	4.08	0.00	0.00	0.00	0.82
6 X 6	0	0	0	0	0	1	0	0	1
	0.00	0.00	0.00	0.00	0.00	0.41	0.00	0.00	0.41
	0.00	0.00	0.00	0.00	0.00	100.00	0.00	0.00	100.00
	0.00	0.00	0.00	0.00	0.00	1.61	0.00	0.00	0.41
7 X 5	0	0	0	0	1	0	0	0	1
	0.00	0.00	0.00	0.00	0.41	0.00	0.00	0.00	0.41
	0.00	0.00	0.00	0.00	100.00	0.00	0.00	0.00	100.00
	0.00	0.00	0.00	0.00	2.04	0.00	0.00	0.00	0.41
7 X 6	0	0	0	0	1	0	0	0	1
	0.00	0.00	0.00	0.00	0.41	0.00	0.00	0.00	0.41
	0.00	0.00	0.00	0.00	100.00	0.00	0.00	0.00	100.00
	0.00	0.00	0.00	0.00	2.04	0.00	0.00	0.00	0.41
8 X 6	0	1	0	0	0	0	0	0	1
	0.00	0.41	0.00	0.00	0.00	0.00	0.00	0.00	0.41
	0.00	100.00	0.00	0.00	0.00	0.00	0.00	0.00	100.00
	0.00	2.17	0.00	0.00	0.00	0.00	0.00	0.00	0.41
8 X 7	0	0	1	0	0	0	0	0	1
	0.00	0.00	0.41	0.00	0.00	0.00	0.00	0.00	0.41
	0.00	0.00	100.00	0.00	0.00	0.00	0.00	0.00	100.00
	0.00	0.00	2.78	0.00	0.00	0.00	0.00	0.00	0.41
TOTAL	1	46	36	49	49	62	0	0	243
ANTLRD	0.41	18.93	14.81	20.16	20.16	25.51	0.00	0.00	100.00
	0.41	18.93	14.81	20.16	20.16	25.51	0.00	0.00	100.00
	100.00	100.00	100.00	100.00	100.00	100.00	0.00	0.00	100.00

1994 MULE DEER ANTLER STATISTICS BY TIME PERIOD

DISTRICT 590

FREQ	09/01	10/23	10/30	11/06	11/13	11/20	11/28	UNKWN	TOTAL
TOT%	TO	TO	TO	TO	TO	TO	TO		
ROW%	TO	TO	TO	TO	TO	TO	TO		
COL%	10/22	10/29	11/05	11/12	11/19	11/27	01/15		
ANTLSS	0	30	19	26	32	42	1	0	150
	0.00	20.00	12.67	17.33	21.33	28.00	0.67	0.00	100.00
	0.00	20.00	12.67	17.33	21.33	28.00	0.67	0.00	100.00
	0.00	100.00	100.00	100.00	100.00	100.00	100.00	0.00	100.00
1 X 1	0	0	1	2	0	3	0	0	6
	0.00	0.00	0.32	0.63	0.00	0.95	0.00	0.00	1.90
	0.00	0.00	16.67	33.33	0.00	50.00	0.00	0.00	100.00
	0.00	0.00	2.63	2.86	0.00	3.37	0.00	0.00	1.90
2 X 1	0	0	0	1	0	0	0	0	1
	0.00	0.00	0.00	0.32	0.00	0.00	0.00	0.00	0.32
	0.00	0.00	0.00	100.00	0.00	0.00	0.00	0.00	100.00
	0.00	0.00	0.00	1.43	0.00	0.00	0.00	0.00	0.32
2 X 2	0	10	2	15	21	12	0	0	60
	0.00	3.16	0.63	4.75	6.65	3.80	0.00	0.00	18.99
	0.00	16.67	3.33	25.00	35.00	20.00	0.00	0.00	100.00
	0.00	24.39	5.26	21.43	27.63	13.48	0.00	0.00	18.99
3 X 1	0	0	1	0	0	0	0	0	1
	0.00	0.00	0.32	0.00	0.00	0.00	0.00	0.00	0.32
	0.00	0.00	100.00	0.00	0.00	0.00	0.00	0.00	100.00
	0.00	0.00	2.63	0.00	0.00	0.00	0.00	0.00	0.32
3 X 2	0	2	5	1	4	4	0	0	16
	0.00	0.63	1.58	0.32	1.27	1.27	0.00	0.00	5.06
	0.00	12.50	31.25	6.25	25.00	25.00	0.00	0.00	100.00
	0.00	4.88	13.16	1.43	5.26	4.49	0.00	0.00	5.06
3 X 3	0	6	5	14	16	16	0	0	57
	0.00	1.90	1.58	4.43	5.06	5.06	0.00	0.00	18.04
	0.00	10.53	8.77	24.56	28.07	28.07	0.00	0.00	100.00
	0.00	14.63	13.16	20.00	21.05	17.98	0.00	0.00	18.04
4 X 1	0	1	0	0	0	0	0	0	1
	0.00	0.32	0.00	0.00	0.00	0.00	0.00	0.00	0.32
	0.00	100.00	0.00	0.00	0.00	0.00	0.00	0.00	100.00
	0.00	2.44	0.00	0.00	0.00	0.00	0.00	0.00	0.32
4 X 2	0	1	1	0	1	0	0	0	3
	0.00	0.32	0.32	0.00	0.32	0.00	0.00	0.00	0.95
	0.00	33.33	33.33	0.00	33.33	0.00	0.00	0.00	100.00
	0.00	2.44	2.63	0.00	1.32	0.00	0.00	0.00	0.95

1994 MULE DEER ANTLER STATISTICS BY TIME PERIOD

DISTRICT 590 (CONTINUED)

FREQ	09/01	10/23	10/30	11/06	11/13	11/20	11/28	UNKWN	TOTAL
TOT%	TO	TO	TO	TO	TO	TO	TO		
ROW%	10/22	10/29	11/05	11/12	11/19	11/27	01/15		
COL%									
4 X 3	0	2	3	4	4	9	0	0	22
	0.00	0.63	0.95	1.27	1.27	2.85	0.00	0.00	6.96
	0.00	9.09	13.64	18.18	18.18	40.91	0.00	0.00	100.00
	0.00	4.88	7.89	5.71	5.26	10.11	0.00	0.00	6.96
4 X 4	2	12	10	21	16	23	0	0	84
	0.63	3.80	3.16	6.65	5.06	7.28	0.00	0.00	26.58
	2.38	14.29	11.90	25.00	19.05	27.38	0.00	0.00	100.00
	100.00	29.27	26.32	30.00	21.05	25.84	0.00	0.00	26.58
5 X 3	0	0	1	0	0	0	0	0	1
	0.00	0.00	0.32	0.00	0.00	0.00	0.00	0.00	0.32
	0.00	0.00	100.00	0.00	0.00	0.00	0.00	0.00	100.00
	0.00	0.00	2.63	0.00	0.00	0.00	0.00	0.00	0.32
5 X 4	0	1	2	0	4	8	0	0	15
	0.00	0.32	0.63	0.00	1.27	2.53	0.00	0.00	4.75
	0.00	6.67	13.33	0.00	26.67	53.33	0.00	0.00	100.00
	0.00	2.44	5.26	0.00	5.26	8.99	0.00	0.00	4.75
5 X 5	0	4	4	11	5	9	0	0	33
	0.00	1.27	1.27	3.48	1.58	2.85	0.00	0.00	10.44
	0.00	12.12	12.12	33.33	15.15	27.27	0.00	0.00	100.00
	0.00	9.76	10.53	15.71	6.58	10.11	0.00	0.00	10.44
6 X 4	0	0	0	0	1	0	0	0	1
	0.00	0.00	0.00	0.00	0.32	0.00	0.00	0.00	0.32
	0.00	0.00	0.00	0.00	100.00	0.00	0.00	0.00	100.00
	0.00	0.00	0.00	0.00	1.32	0.00	0.00	0.00	0.32
6 X 5	0	1	2	0	0	3	0	0	6
	0.00	0.32	0.63	0.00	0.00	0.95	0.00	0.00	1.90
	0.00	16.67	33.33	0.00	0.00	50.00	0.00	0.00	100.00
	0.00	2.44	5.26	0.00	0.00	3.37	0.00	0.00	1.90
6 X 6	0	1	0	0	0	1	0	0	2
	0.00	0.32	0.00	0.00	0.00	0.32	0.00	0.00	0.63
	0.00	50.00	0.00	0.00	0.00	50.00	0.00	0.00	100.00
	0.00	2.44	0.00	0.00	0.00	1.12	0.00	0.00	0.63
7 X 6	0	0	1	0	3	0	0	0	4
	0.00	0.00	0.32	0.00	0.95	0.00	0.00	0.00	1.27
	0.00	0.00	25.00	0.00	75.00	0.00	0.00	0.00	100.00
	0.00	0.00	2.63	0.00	3.95	0.00	0.00	0.00	1.27

1994 MULE DEER ANTLER STATISTICS BY TIME PERIOD

DISTRICT 590 (CONTINUED)

FREQ	09/01	10/23	10/30	11/06	11/13	11/20	11/28	UNKWN	TOTAL
TOT%	TO	TO	TO	TO	TO	TO	TO		
ROW%	10/22	10/29	11/05	11/12	11/19	11/27	01/15		
COL%									
7 X 7	0	0	0	1	1	1	0	0	3
	0.00	0.00	0.00	0.32	0.32	0.32	0.00	0.00	0.95
	0.00	0.00	0.00	33.33	33.33	33.33	0.00	0.00	100.00
	0.00	0.00	0.00	1.43	1.32	1.12	0.00	0.00	0.95
TOTAL	2	41	38	70	76	89	0	0	316
ANTLRD	0.63	12.97	12.03	22.15	24.05	28.16	0.00	0.00	100.00
	0.63	12.97	12.03	22.15	24.05	28.16	0.00	0.00	100.00
	100.00	100.00	100.00	100.00	100.00	100.00	0.00	0.00	100.00

1994 MULE DEER ANTLER STATISTICS BY TIME PERIOD

DISTRICT 5XX

FREQ	09/01	10/23	10/30	11/06	11/13	11/20	11/28	UNKWN	TOTAL
TOT%	TO	TO	TO	TO	TO	TO	TO		
ROW%	10/22	10/29	11/05	11/12	11/19	11/27	01/15		
COL%									
ANTLSS	0	4	0	1	0	1	0	0	6
	0.00	66.67	0.00	16.67	0.00	16.67	0.00	0.00	100.00
	0.00	66.67	0.00	16.67	0.00	16.67	0.00	0.00	100.00
	0.00	100.00	0.00	100.00	0.00	100.00	0.00	0.00	100.00
2 X 1	0	0	0	0	0	1	0	0	1
	0.00	0.00	0.00	0.00	0.00	8.33	0.00	0.00	8.33
	0.00	0.00	0.00	0.00	0.00	100.00	0.00	0.00	100.00
	0.00	0.00	0.00	0.00	0.00	25.00	0.00	0.00	8.33
2 X 2	0	0	0	0	1	1	0	0	2
	0.00	0.00	0.00	0.00	8.33	8.33	0.00	0.00	16.67
	0.00	0.00	0.00	0.00	50.00	50.00	0.00	0.00	100.00
	0.00	0.00	0.00	0.00	100.00	25.00	0.00	0.00	16.67
3 X 3	0	0	1	0	0	1	0	0	2
	0.00	0.00	8.33	0.00	0.00	8.33	0.00	0.00	16.67
	0.00	0.00	50.00	0.00	0.00	50.00	0.00	0.00	100.00
	0.00	0.00	50.00	0.00	0.00	25.00	0.00	0.00	16.67
4 X 4	0	3	1	1	0	0	0	0	5
	0.00	25.00	8.33	8.33	0.00	0.00	0.00	0.00	41.67
	0.00	60.00	20.00	20.00	0.00	0.00	0.00	0.00	100.00
	0.00	75.00	50.00	100.00	0.00	0.00	0.00	0.00	41.67
5 X 5	0	1	0	0	0	0	0	0	1
	0.00	8.33	0.00	0.00	0.00	0.00	0.00	0.00	8.33
	0.00	100.00	0.00	0.00	0.00	0.00	0.00	0.00	100.00
	0.00	25.00	0.00	0.00	0.00	0.00	0.00	0.00	8.33
6 X 6	0	0	0	0	0	1	0	0	1
	0.00	0.00	0.00	0.00	0.00	8.33	0.00	0.00	8.33
	0.00	0.00	0.00	0.00	0.00	100.00	0.00	0.00	100.00
	0.00	0.00	0.00	0.00	0.00	25.00	0.00	0.00	8.33
TOTAL	0	4	2	1	1	4	0	0	12
ANTLRD	0.00	33.33	16.67	8.33	8.33	33.33	0.00	0.00	100.00
	0.00	33.33	16.67	8.33	8.33	33.33	0.00	0.00	100.00
	0.00	100.00	100.00	100.00	100.00	100.00	0.00	0.00	100.00

1994 MULE DEER ANTLER STATISTICS BY TIME PERIOD

REGION 5

FREQ	09/01	10/23	10/30	11/06	11/13	11/20	11/28	UNKWN	TOTAL
TOT%	TO	TO	TO	TO	TO	TO	TO		
ROW%	10/22	10/29	11/05	11/12	11/19	11/27	01/15		
COL%									
ANTLSS	25	301	217	217	209	334	3	7	1313
	1.90	22.92	16.53	16.53	15.92	25.44	0.23	0.53	100.00
	1.90	22.92	16.53	16.53	15.92	25.44	0.23	0.53	100.00
	100.00	100.00	100.00	100.00	100.00	100.00	100.00	100.00	100.00
1 X 1	0	9	12	5	8	16	0	0	50
	0.00	0.44	0.58	0.24	0.39	0.77	0.00	0.00	2.42
	0.00	18.00	24.00	10.00	16.00	32.00	0.00	0.00	100.00
	0.00	2.36	4.15	1.18	1.95	2.93	0.00	0.00	2.42
2 X -	0	0	0	0	0	1	0	0	1
	0.00	0.00	0.00	0.00	0.00	0.05	0.00	0.00	0.05
	0.00	0.00	0.00	0.00	0.00	100.00	0.00	0.00	100.00
	0.00	0.00	0.00	0.00	0.00	0.18	0.00	0.00	0.05
2 X 0	0	1	0	0	0	0	0	0	1
	0.00	0.05	0.00	0.00	0.00	0.00	0.00	0.00	0.05
	0.00	100.00	0.00	0.00	0.00	0.00	0.00	0.00	100.00
	0.00	0.26	0.00	0.00	0.00	0.00	0.00	0.00	0.05
2 X 1	0	3	1	2	1	4	0	0	11
	0.00	0.15	0.05	0.10	0.05	0.19	0.00	0.00	0.53
	0.00	27.27	9.09	18.18	9.09	36.36	0.00	0.00	100.00
	0.00	0.79	0.35	0.47	0.24	0.73	0.00	0.00	0.53
2 X 2	2	94	58	111	85	114	0	1	465
	0.10	4.55	2.81	5.38	4.12	5.52	0.00	0.05	22.52
	0.43	20.22	12.47	23.87	18.28	24.52	0.00	0.22	100.00
	16.67	24.61	20.07	26.30	20.68	20.88	0.00	50.00	22.52
3 X 1	0	1	2	0	0	1	0	0	4
	0.00	0.05	0.10	0.00	0.00	0.05	0.00	0.00	0.19
	0.00	25.00	50.00	0.00	0.00	25.00	0.00	0.00	100.00
	0.00	0.26	0.69	0.00	0.00	0.18	0.00	0.00	0.19
3 X 2	0	15	13	9	12	14	0	0	63
	0.00	0.73	0.63	0.44	0.58	0.68	0.00	0.00	3.05
	0.00	23.81	20.63	14.29	19.05	22.22	0.00	0.00	100.00
	0.00	3.93	4.50	2.13	2.92	2.56	0.00	0.00	3.05
3 X 3	3	74	63	90	85	99	1	0	415
	0.15	3.58	3.05	4.36	4.12	4.79	0.05	0.00	20.10
	0.72	17.83	15.18	21.69	20.48	23.86	0.24	0.00	100.00
	25.00	19.37	21.80	21.33	20.68	18.13	100.00	0.00	20.10

1994 MULE DEER ANTLER STATISTICS BY TIME PERIOD

REGION 5 (CONTINUED)

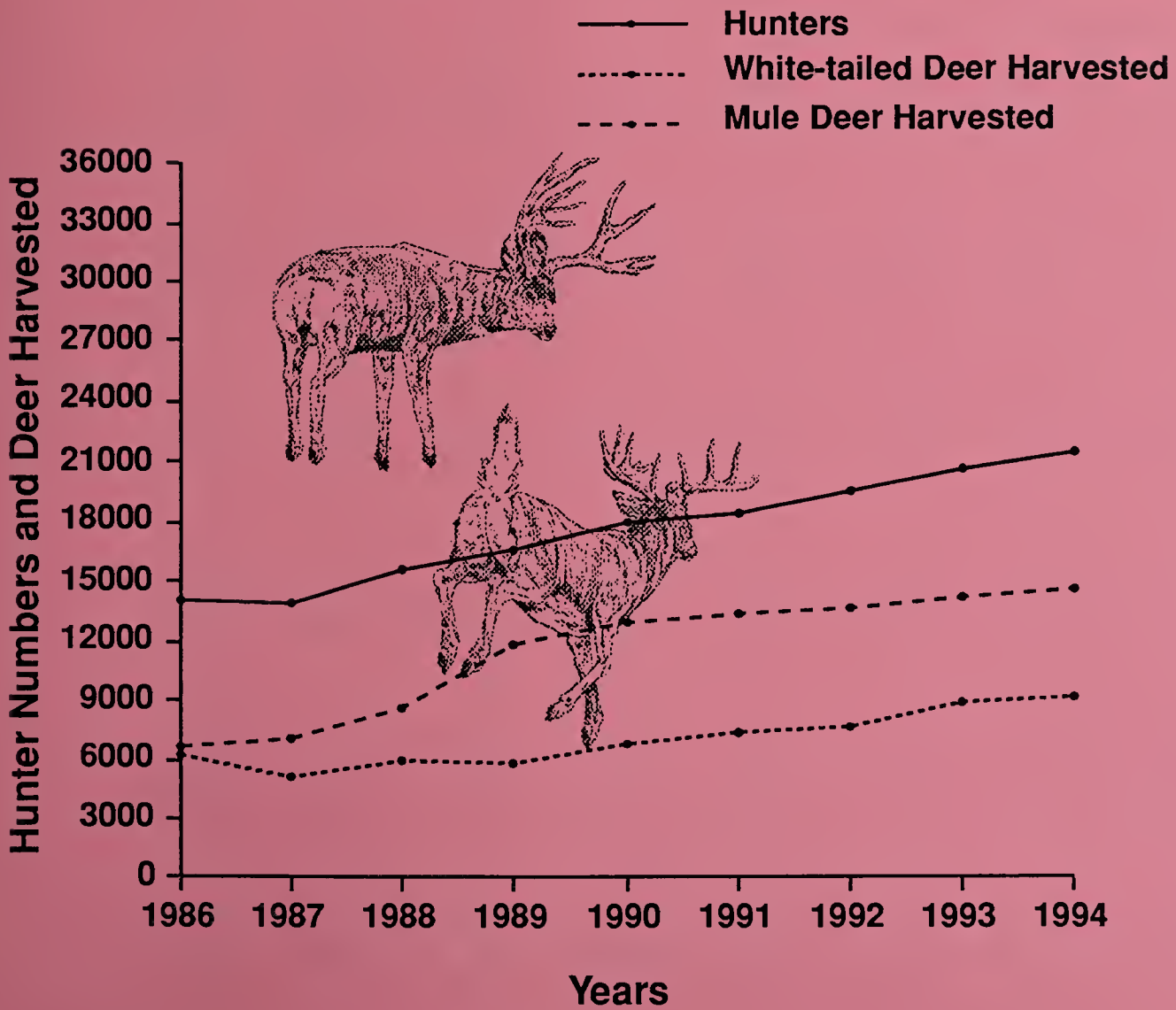
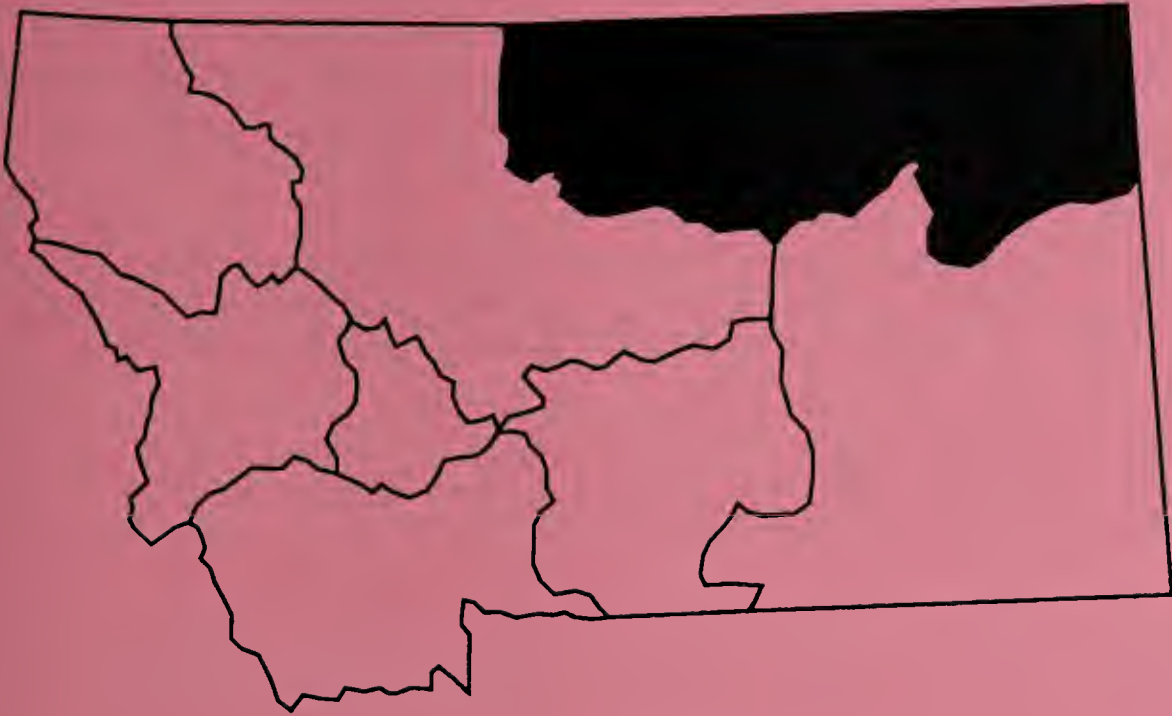
FREQ	09/01	10/23	10/30	11/06	11/13	11/20	11/28	UNKWN	TOTAL
TOT%	TO	TO	TO	TO	TO	TO	TO		
ROW%	10/22	10/29	11/05	11/12	11/19	11/27	01/15		
COL%									
4 X -	0	0	0	0	1	0	0	0	1
	0.00	0.00	0.00	0.00	0.05	0.00	0.00	0.00	0.05
	0.00	0.00	0.00	0.00	100.00	0.00	0.00	0.00	100.00
	0.00	0.00	0.00	0.00	0.24	0.00	0.00	0.00	0.05
4 X 1	0	1	0	0	0	0	0	0	1
	0.00	0.05	0.00	0.00	0.00	0.00	0.00	0.00	0.05
	0.00	100.00	0.00	0.00	0.00	0.00	0.00	0.00	100.00
	0.00	0.26	0.00	0.00	0.00	0.00	0.00	0.00	0.05
4 X 2	0	2	3	0	5	2	0	0	12
	0.00	0.10	0.15	0.00	0.24	0.10	0.00	0.00	0.58
	0.00	16.67	25.00	0.00	41.67	16.67	0.00	0.00	100.00
	0.00	0.52	1.04	0.00	1.22	0.37	0.00	0.00	0.58
4 X 3	0	22	13	31	30	47	0	0	143
	0.00	1.07	0.63	1.50	1.45	2.28	0.00	0.00	6.92
	0.00	15.38	9.09	21.68	20.98	32.87	0.00	0.00	100.00
	0.00	5.76	4.50	7.35	7.30	8.61	0.00	0.00	6.92
4 X 4	5	104	77	109	120	155	0	1	571
	0.24	5.04	3.73	5.28	5.81	7.51	0.00	0.05	27.65
	0.88	18.21	13.49	19.09	21.02	27.15	0.00	0.18	100.00
	41.67	27.23	26.64	25.83	29.20	28.39	0.00	50.00	27.65
5 X 2	0	0	0	1	0	0	0	0	1
	0.00	0.00	0.00	0.05	0.00	0.00	0.00	0.00	0.05
	0.00	0.00	0.00	100.00	0.00	0.00	0.00	0.00	100.00
	0.00	0.00	0.00	0.24	0.00	0.00	0.00	0.00	0.05
5 X 3	0	3	2	2	0	1	0	0	8
	0.00	0.15	0.10	0.10	0.00	0.05	0.00	0.00	0.39
	0.00	37.50	25.00	25.00	0.00	12.50	0.00	0.00	100.00
	0.00	0.79	0.69	0.47	0.00	0.18	0.00	0.00	0.39
5 X 4	0	15	7	10	17	26	0	0	75
	0.00	0.73	0.34	0.48	0.82	1.26	0.00	0.00	3.63
	0.00	20.00	9.33	13.33	22.67	34.67	0.00	0.00	100.00
	0.00	3.93	2.42	2.37	4.14	4.76	0.00	0.00	3.63
5 X 5	2	28	27	40	29	50	0	0	176
	0.10	1.36	1.31	1.94	1.40	2.42	0.00	0.00	8.52
	1.14	15.91	15.34	22.73	16.48	28.41	0.00	0.00	100.00
	16.67	7.33	9.34	9.48	7.06	9.16	0.00	0.00	8.52

1994 MULE DEER ANTLER STATISTICS BY TIME PERIOD

REGION 5 (CONTINUED)

FREQ	09/01	10/23	10/30	11/06	11/13	11/20	11/28	UNKWN	TOTAL
TOT%	TO	TO	TO	TO	TO	TO	TO		
ROW%	10/22	10/29	11/05	11/12	11/19	11/27	01/15		
COL%									
6 X 4	0	0	1	3	1	0	0	0	5
	0.00	0.00	0.05	0.15	0.05	0.00	0.00	0.00	0.24
	0.00	0.00	20.00	60.00	20.00	0.00	0.00	0.00	100.00
	0.00	0.00	0.35	0.71	0.24	0.00	0.00	0.00	0.24
6 X 5	0	4	5	4	5	7	0	0	25
	0.00	0.19	0.24	0.19	0.24	0.34	0.00	0.00	1.21
	0.00	16.00	20.00	16.00	20.00	28.00	0.00	0.00	100.00
	0.00	1.05	1.73	0.95	1.22	1.28	0.00	0.00	1.21
6 X 6	0	3	2	1	1	6	0	0	13
	0.00	0.15	0.10	0.05	0.05	0.29	0.00	0.00	0.63
	0.00	23.08	15.38	7.69	7.69	46.15	0.00	0.00	100.00
	0.00	0.79	0.69	0.24	0.24	1.10	0.00	0.00	0.63
7 X 4	0	0	0	1	0	0	0	0	1
	0.00	0.00	0.00	0.05	0.00	0.00	0.00	0.00	0.05
	0.00	0.00	0.00	100.00	0.00	0.00	0.00	0.00	100.00
	0.00	0.00	0.00	0.24	0.00	0.00	0.00	0.00	0.05
7 X 5	0	2	0	0	1	0	0	0	3
	0.00	0.10	0.00	0.00	0.05	0.00	0.00	0.00	0.15
	0.00	66.67	0.00	0.00	33.33	0.00	0.00	0.00	100.00
	0.00	0.52	0.00	0.00	0.24	0.00	0.00	0.00	0.15
7 X 6	0	0	1	2	7	0	0	0	10
	0.00	0.00	0.05	0.10	0.34	0.00	0.00	0.00	0.48
	0.00	0.00	10.00	20.00	70.00	0.00	0.00	0.00	100.00
	0.00	0.00	0.35	0.47	1.70	0.00	0.00	0.00	0.48
7 X 7	0	0	0	1	1	1	0	0	3
	0.00	0.00	0.00	0.05	0.05	0.05	0.00	0.00	0.15
	0.00	0.00	0.00	33.33	33.33	33.33	0.00	0.00	100.00
	0.00	0.00	0.00	0.24	0.24	0.18	0.00	0.00	0.15
8 X 6	0	1	0	0	0	1	0	0	2
	0.00	0.05	0.00	0.00	0.00	0.05	0.00	0.00	0.10
	0.00	50.00	0.00	0.00	0.00	50.00	0.00	0.00	100.00
	0.00	0.26	0.00	0.00	0.00	0.18	0.00	0.00	0.10
8 X 7	0	0	1	0	0	1	0	0	2
	0.00	0.00	0.05	0.00	0.00	0.05	0.00	0.00	0.10
	0.00	0.00	50.00	0.00	0.00	50.00	0.00	0.00	100.00
	0.00	0.00	0.35	0.00	0.00	0.18	0.00	0.00	0.10

REGION 6 • DEER





1994 MULE DEER ANTLER STATISTICS BY TIME PERIOD

DISTRICT 600

FREQ TOT% ROW% COL%	09/01 TO 10/22	10/23 TO 10/29	10/30 TO 11/05	11/06 TO 11/12	11/13 TO 11/19	11/20 TO 11/27	11/28 TO 01/15	UNKWN	TOTAL
ANTLSS	2	99	61	38	26	44	0	0	270
	0.74	36.67	22.59	14.07	9.63	16.30	0.00	0.00	100.00
	0.74	36.67	22.59	14.07	9.63	16.30	0.00	0.00	100.00
	100.00	100.00	100.00	100.00	100.00	100.00	0.00	0.00	100.00
1 X -	0	0	0	0	0	1	0	0	1
	0.00	0.00	0.00	0.00	0.00	0.51	0.00	0.00	0.51
	0.00	0.00	0.00	0.00	0.00	100.00	0.00	0.00	100.00
	0.00	0.00	0.00	0.00	0.00	3.70	0.00	0.00	0.51
1 X 1	1	2	3	0	0	0	0	0	6
	0.51	1.02	1.53	0.00	0.00	0.00	0.00	0.00	3.06
	16.67	33.33	50.00	0.00	0.00	0.00	0.00	0.00	100.00
	33.33	2.60	7.69	0.00	0.00	0.00	0.00	0.00	3.06
2 X 1	0	0	2	1	0	1	0	0	4
	0.00	0.00	1.02	0.51	0.00	0.51	0.00	0.00	2.04
	0.00	0.00	50.00	25.00	0.00	25.00	0.00	0.00	100.00
	0.00	0.00	5.13	3.33	0.00	3.70	0.00	0.00	2.04
2 X 2	1	18	9	9	0	6	0	0	43
	0.51	9.18	4.59	4.59	0.00	3.06	0.00	0.00	21.94
	2.33	41.86	20.93	20.93	0.00	13.95	0.00	0.00	100.00
	33.33	23.38	23.08	30.00	0.00	22.22	0.00	0.00	21.94
3 X 1	0	0	0	0	1	0	0	0	1
	0.00	0.00	0.00	0.00	0.51	0.00	0.00	0.00	0.51
	0.00	0.00	0.00	0.00	100.00	0.00	0.00	0.00	100.00
	0.00	0.00	0.00	0.00	5.26	0.00	0.00	0.00	0.51
3 X 2	0	6	2	2	0	0	0	0	10
	0.00	3.06	1.02	1.02	0.00	0.00	0.00	0.00	5.10
	0.00	60.00	20.00	20.00	0.00	0.00	0.00	0.00	100.00
	0.00	7.79	5.13	6.67	0.00	0.00	0.00	0.00	5.10
3 X 3	0	14	7	5	2	4	0	1	33
	0.00	7.14	3.57	2.55	1.02	2.04	0.00	0.51	16.84
	0.00	42.42	21.21	15.15	6.06	12.12	0.00	3.03	100.00
	0.00	18.18	17.95	16.67	10.53	14.81	0.00	100.00	16.84
4 X 1	0	0	0	0	1	0	0	0	1
	0.00	0.00	0.00	0.00	0.51	0.00	0.00	0.00	0.51
	0.00	0.00	0.00	0.00	100.00	0.00	0.00	0.00	100.00
	0.00	0.00	0.00	0.00	5.26	0.00	0.00	0.00	0.51

1994 MULE DEER ANTLER STATISTICS BY TIME PERIOD

DISTRICT 600 (CONTINUED)

FREQ TOT% ROW% COL%	09/01 TO 10/22	10/23 TO 10/29	10/30 TO 11/05	11/06 TO 11/12	11/13 TO 11/19	11/20 TO 11/27	11/28 TO 01/15	UNKWN	TOTAL
4 X 3	1 0.51 7.14 33.33	5 2.55 35.71 6.49	0 0.00 0.00 0.00	4 2.04 28.57 13.33	2 1.02 14.29 10.53	2 1.02 14.29 7.41	0 0.00 0.00 0.00	0 0.00 0.00 0.00	14 7.14 100.00 7.14
4 X 4	0 0.00 0.00 0.00	19 9.69 38.78 24.68	11 5.61 22.45 28.21	7 3.57 14.29 23.33	8 4.08 16.33 42.11	4 2.04 8.16 14.81	0 0.00 0.00 0.00	0 0.00 0.00 0.00	49 25.00 100.00 25.00
5 X 3	0 0.00 0.00 0.00	0 0.00 0.00 0.00	0 0.00 0.00 0.00	0 0.00 0.00 0.00	0 0.00 0.00 0.00	1 0.51 100.00 3.70	0 0.00 0.00 0.00	0 0.00 0.00 0.00	1 0.51 100.00 0.51
5 X 4	0 0.00 0.00 0.00	4 2.04 50.00 5.19	1 0.51 12.50 2.56	0 0.00 0.00 0.00	1 0.51 12.50 5.26	2 1.02 25.00 7.41	0 0.00 0.00 0.00	0 0.00 0.00 0.00	8 4.08 100.00 4.08
5 X 5	0 0.00 0.00 0.00	7 3.57 43.75 9.09	2 1.02 12.50 5.13	1 0.51 6.25 3.33	2 1.02 12.50 10.53	4 2.04 25.00 14.81	0 0.00 0.00 0.00	0 0.00 0.00 0.00	16 8.16 100.00 8.16
6 X 5	0 0.00 0.00 0.00	0 0.00 0.00 0.00	0 0.00 0.00 0.00	1 0.51 50.00 3.33	1 0.51 50.00 5.26	0 0.00 0.00 0.00	0 0.00 0.00 0.00	0 0.00 0.00 0.00	2 1.02 100.00 1.02
6 X 6	0 0.00 0.00 0.00	1 0.51 25.00 1.30	2 1.02 50.00 5.13	0 0.00 0.00 0.00	0 0.00 0.00 0.00	1 0.51 25.00 3.70	0 0.00 0.00 0.00	0 0.00 0.00 0.00	4 2.04 100.00 2.04
7 X 6	0 0.00 0.00 0.00	1 0.51 100.00 1.30	0 0.00 0.00 0.00	0 0.00 0.00 0.00	0 0.00 0.00 0.00	0 0.00 0.00 0.00	0 0.00 0.00 0.00	0 0.00 0.00 0.00	1 0.51 100.00 0.51
7 X 7	0 0.00 0.00 0.00	0 0.00 0.00 0.00	0 0.00 0.00 0.00	0 0.00 0.00 0.00	1 0.51 50.00 5.26	1 0.51 50.00 3.70	0 0.00 0.00 0.00	0 0.00 0.00 0.00	2 1.02 100.00 1.02

1994 MULE DEER ANTLER STATISTICS BY TIME PERIOD

DISTRICT 600 (CONTINUED)

FREQ	09/01	10/23	10/30	11/06	11/13	11/20	11/28	UNKWN	TOTAL
TOT%	TO	TO	TO	TO	TO	TO	TO		
ROW%	10/22	10/29	11/05	11/12	11/19	11/27	01/15		
COL%									
TOTAL	3	77	39	30	19	27	0	1	196
ANTLRD	1.53	39.29	19.90	15.31	9.69	13.78	0.00	0.51	100.00
	1.53	39.29	19.90	15.31	9.69	13.78	0.00	0.51	100.00
	100.00	100.00	100.00	100.00	100.00	100.00	0.00	100.00	100.00

1994 MULE DEER ANTLER STATISTICS BY TIME PERIOD

DISTRICT 610

FREQ	09/01	10/23	10/30	11/06	11/13	11/20	11/28	UNKWN	TOTAL
TOT%	TO	TO	TO	TO	TO	TO	TO		
ROW%	10/22	10/29	11/05	11/12	11/19	11/27	01/15		
COL%									
ANTLSS	1	25	21	28	18	27	0	1	121
	0.83	20.66	17.36	23.14	14.88	22.31	0.00	0.83	100.00
	0.83	20.66	17.36	23.14	14.88	22.31	0.00	0.83	100.00
	100.00	100.00	100.00	100.00	100.00	100.00	0.00	100.00	100.00
1 X 1	0	0	2	2	0	1	0	1	6
	0.00	0.00	1.79	1.79	0.00	0.89	0.00	0.89	5.36
	0.00	0.00	33.33	33.33	0.00	16.67	0.00	16.67	100.00
	0.00	0.00	10.00	8.70	0.00	4.17	0.00	100.00	5.36
2 X 1	0	0	0	1	0	0	0	0	1
	0.00	0.00	0.00	0.89	0.00	0.00	0.00	0.00	0.89
	0.00	0.00	0.00	100.00	0.00	0.00	0.00	0.00	100.00
	0.00	0.00	0.00	4.35	0.00	0.00	0.00	0.00	0.89
2 X 2	0	5	9	7	5	7	0	0	33
	0.00	4.46	8.04	6.25	4.46	6.25	0.00	0.00	29.46
	0.00	15.15	27.27	21.21	15.15	21.21	0.00	0.00	100.00
	0.00	26.32	45.00	30.43	20.00	29.17	0.00	0.00	29.46
3 X 2	0	1	0	0	1	3	0	0	5
	0.00	0.89	0.00	0.00	0.89	2.68	0.00	0.00	4.46
	0.00	20.00	0.00	0.00	20.00	60.00	0.00	0.00	100.00
	0.00	5.26	0.00	0.00	4.00	12.50	0.00	0.00	4.46
3 X 3	0	2	1	3	4	3	0	0	13
	0.00	1.79	0.89	2.68	3.57	2.68	0.00	0.00	11.61
	0.00	15.38	7.69	23.08	30.77	23.08	0.00	0.00	100.00
	0.00	10.53	5.00	13.04	16.00	12.50	0.00	0.00	11.61
4 X 3	0	1	1	1	1	1	0	0	5
	0.00	0.89	0.89	0.89	0.89	0.89	0.00	0.00	4.46
	0.00	20.00	20.00	20.00	20.00	20.00	0.00	0.00	100.00
	0.00	5.26	5.00	4.35	4.00	4.17	0.00	0.00	4.46
4 X 4	0	6	2	6	6	6	0	0	26
	0.00	5.36	1.79	5.36	5.36	5.36	0.00	0.00	23.21
	0.00	23.08	7.69	23.08	23.08	23.08	0.00	0.00	100.00
	0.00	31.58	10.00	26.09	24.00	25.00	0.00	0.00	23.21
5 X 4	0	1	3	1	1	2	0	0	8
	0.00	0.89	2.68	0.89	0.89	1.79	0.00	0.00	7.14
	0.00	12.50	37.50	12.50	12.50	25.00	0.00	0.00	100.00
	0.00	5.26	15.00	4.35	4.00	8.33	0.00	0.00	7.14

1994 MULE DEER ANTLER STATISTICS BY TIME PERIOD

DISTRICT 610 (CONTINUED)

FREQ	09/01	10/23	10/30	11/06	11/13	11/20	11/28	UNKWN	TOTAL
TOT%	TO	TO	TO	TO	TO	TO	TO		
ROW%	10/22	10/29	11/05	11/12	11/19	11/27	01/15		
COL%									
5 X 5	0	3	2	2	5	0	0	0	12
	0.00	2.68	1.79	1.79	4.46	0.00	0.00	0.00	10.71
	0.00	25.00	16.67	16.67	41.67	0.00	0.00	0.00	100.00
	0.00	15.79	10.00	8.70	20.00	0.00	0.00	0.00	10.71
6 X 5	0	0	0	0	0	1	0	0	1
	0.00	0.00	0.00	0.00	0.00	0.89	0.00	0.00	0.89
	0.00	0.00	0.00	0.00	0.00	100.00	0.00	0.00	100.00
	0.00	0.00	0.00	0.00	0.00	4.17	0.00	0.00	0.89
9 X 5	0	0	0	0	1	0	0	0	1
	0.00	0.00	0.00	0.00	0.89	0.00	0.00	0.00	0.89
	0.00	0.00	0.00	0.00	100.00	0.00	0.00	0.00	100.00
	0.00	0.00	0.00	0.00	4.00	0.00	0.00	0.00	0.89
9 X 9	0	0	0	0	1	0	0	0	1
	0.00	0.00	0.00	0.00	0.89	0.00	0.00	0.00	0.89
	0.00	0.00	0.00	0.00	100.00	0.00	0.00	0.00	100.00
	0.00	0.00	0.00	0.00	4.00	0.00	0.00	0.00	0.89
TOTAL ANTLRD	0	19	20	23	25	24	0	1	112
	0.00	16.96	17.86	20.54	22.32	21.43	0.00	0.89	100.00
	0.00	16.96	17.86	20.54	22.32	21.43	0.00	0.89	100.00
	0.00	100.00	100.00	100.00	100.00	100.00	0.00	100.00	100.00

1994 MULE DEER ANTLER STATISTICS BY TIME PERIOD

DISTRICT 620

FREQ	09/01	10/23	10/30	11/06	11/13	11/20	11/28	UNKWN	TOTAL
TOT%	TO	TO	TO	TO	TO	TO	TO		
ROW%	10/22	10/29	11/05	11/12	11/19	11/27	01/15		
COL%									
ANTLSS	3	109	27	19	13	12	16	2	201
	1.49	54.23	13.43	9.45	6.47	5.97	7.96	1.00	100.00
	1.49	54.23	13.43	9.45	6.47	5.97	7.96	1.00	100.00
	100.00	100.00	100.00	100.00	100.00	100.00	100.00	100.00	100.00
1 X 1	0	0	1	0	0	0	0	0	1
	0.00	0.00	0.74	0.00	0.00	0.00	0.00	0.00	0.74
	0.00	0.00	100.00	0.00	0.00	0.00	0.00	0.00	100.00
	0.00	0.00	5.00	0.00	0.00	0.00	0.00	0.00	0.74
2 X 2	1	13	3	4	1	6	0	0	28
	0.74	9.56	2.21	2.94	0.74	4.41	0.00	0.00	20.59
	3.57	46.43	10.71	14.29	3.57	21.43	0.00	0.00	100.00
	100.00	24.53	15.00	23.53	5.00	24.00	0.00	0.00	20.59
3 X 2	0	2	0	0	0	0	0	0	2
	0.00	1.47	0.00	0.00	0.00	0.00	0.00	0.00	1.47
	0.00	100.00	0.00	0.00	0.00	0.00	0.00	0.00	100.00
	0.00	3.77	0.00	0.00	0.00	0.00	0.00	0.00	1.47
3 X 3	0	11	5	4	3	2	0	0	25
	0.00	8.09	3.68	2.94	2.21	1.47	0.00	0.00	18.38
	0.00	44.00	20.00	16.00	12.00	8.00	0.00	0.00	100.00
	0.00	20.75	25.00	23.53	15.00	8.00	0.00	0.00	18.38
4 X 1	0	1	0	0	0	0	0	0	1
	0.00	0.74	0.00	0.00	0.00	0.00	0.00	0.00	0.74
	0.00	100.00	0.00	0.00	0.00	0.00	0.00	0.00	100.00
	0.00	1.89	0.00	0.00	0.00	0.00	0.00	0.00	0.74
4 X 3	0	2	4	0	2	3	0	0	11
	0.00	1.47	2.94	0.00	1.47	2.21	0.00	0.00	8.09
	0.00	18.18	36.36	0.00	18.18	27.27	0.00	0.00	100.00
	0.00	3.77	20.00	0.00	10.00	12.00	0.00	0.00	8.09
4 X 4	0	16	5	5	7	8	0	0	41
	0.00	11.76	3.68	3.68	5.15	5.88	0.00	0.00	30.15
	0.00	39.02	12.20	12.20	17.07	19.51	0.00	0.00	100.00
	0.00	30.19	25.00	29.41	35.00	32.00	0.00	0.00	30.15
5 X 3	0	0	0	0	2	0	0	0	2
	0.00	0.00	0.00	0.00	1.47	0.00	0.00	0.00	1.47
	0.00	0.00	0.00	0.00	100.00	0.00	0.00	0.00	100.00
	0.00	0.00	0.00	0.00	10.00	0.00	0.00	0.00	1.47

1994 MULE DEER ANTLER STATISTICS BY TIME PERIOD

DISTRICT 620 (CONTINUED)

FREQ	09/01	10/23	10/30	11/06	11/13	11/20	11/28	UNKWN	TOTAL
TOT%	TO	TO	TO	TO	TO	TO	TO		
ROW%	10/22	10/29	11/05	11/12	11/19	11/27	01/15		
COL%									
5 X 4	0	3	0	1	3	1	0	0	8
	0.00	2.21	0.00	0.74	2.21	0.74	0.00	0.00	5.88
	0.00	37.50	0.00	12.50	37.50	12.50	0.00	0.00	100.00
	0.00	5.66	0.00	5.88	15.00	4.00	0.00	0.00	5.88
5 X 5	0	3	0	2	2	2	0	0	9
	0.00	2.21	0.00	1.47	1.47	1.47	0.00	0.00	6.62
	0.00	33.33	0.00	22.22	22.22	22.22	0.00	0.00	100.00
	0.00	5.66	0.00	11.76	10.00	8.00	0.00	0.00	6.62
6 X 4	0	1	0	0	0	0	0	0	1
	0.00	0.74	0.00	0.00	0.00	0.00	0.00	0.00	0.74
	0.00	100.00	0.00	0.00	0.00	0.00	0.00	0.00	100.00
	0.00	1.89	0.00	0.00	0.00	0.00	0.00	0.00	0.74
6 X 5	0	0	1	1	0	1	0	0	3
	0.00	0.00	0.74	0.74	0.00	0.74	0.00	0.00	2.21
	0.00	0.00	33.33	33.33	0.00	33.33	0.00	0.00	100.00
	0.00	0.00	5.00	5.88	0.00	4.00	0.00	0.00	2.21
6 X 6	0	0	0	0	0	1	0	0	1
	0.00	0.00	0.00	0.00	0.00	0.74	0.00	0.00	0.74
	0.00	0.00	0.00	0.00	0.00	100.00	0.00	0.00	100.00
	0.00	0.00	0.00	0.00	0.00	4.00	0.00	0.00	0.74
7 X 6	0	0	1	0	0	0	0	0	1
	0.00	0.00	0.74	0.00	0.00	0.00	0.00	0.00	0.74
	0.00	0.00	100.00	0.00	0.00	0.00	0.00	0.00	100.00
	0.00	0.00	5.00	0.00	0.00	0.00	0.00	0.00	0.74
8 X 5	0	1	0	0	0	0	0	0	1
	0.00	0.74	0.00	0.00	0.00	0.00	0.00	0.00	0.74
	0.00	100.00	0.00	0.00	0.00	0.00	0.00	0.00	100.00
	0.00	1.89	0.00	0.00	0.00	0.00	0.00	0.00	0.74
9 X 9	0	0	0	0	0	1	0	0	1
	0.00	0.00	0.00	0.00	0.00	0.74	0.00	0.00	0.74
	0.00	0.00	0.00	0.00	0.00	100.00	0.00	0.00	100.00
	0.00	0.00	0.00	0.00	0.00	4.00	0.00	0.00	0.74
TOTAL	1	53	20	17	20	25	0	0	136
ANTLRD	0.74	38.97	14.71	12.50	14.71	18.38	0.00	0.00	100.00
	0.74	38.97	14.71	12.50	14.71	18.38	0.00	0.00	100.00
	100.00	100.00	100.00	100.00	100.00	100.00	0.00	0.00	100.00

1994 MULE DEER ANTLER STATISTICS BY TIME PERIOD

DISTRICT 621 (CONTINUED)

FREQ	09/01	10/23	10/30	11/06	11/13	11/20	11/28	UNKWN	TOTAL
TOT%	TO	TO	TO	TO	TO	TO	TO		
ROW%	10/22	10/29	11/05	11/12	11/19	11/27	01/15		
COL%									
7 X 6	0	0	1	0	0	1	0	0	2
	0.00	0.00	3.03	0.00	0.00	3.03	0.00	0.00	6.06
	0.00	0.00	50.00	0.00	0.00	50.00	0.00	0.00	100.00
	0.00	0.00	12.50	0.00	0.00	14.29	0.00	0.00	6.06
8 X 6	0	0	1	0	0	0	0	0	1
	0.00	0.00	3.03	0.00	0.00	0.00	0.00	0.00	3.03
	0.00	0.00	100.00	0.00	0.00	0.00	0.00	0.00	100.00
	0.00	0.00	12.50	0.00	0.00	0.00	0.00	0.00	3.03
TOTAL	0	4	8	7	7	7	0	0	33
ANTLRD	0.00	12.12	24.24	21.21	21.21	21.21	0.00	0.00	100.00
	0.00	12.12	24.24	21.21	21.21	21.21	0.00	0.00	100.00
	0.00	100.00	100.00	100.00	100.00	100.00	0.00	0.00	100.00

1994 MULE DEER ANTLER STATISTICS BY TIME PERIOD

DISTRICT 622

FREQ TOT% ROW% COL%	09/01 TO 10/22	10/23 TO 10/29	10/30 TO 11/05	11/06 TO 11/12	11/13 TO 11/19	11/20 TO 11/27	11/28 TO 01/15	UNKWN	TOTAL
ANTLSS	1 2.38 2.38 100.00	11 26.19 26.19 100.00	5 11.90 11.90 100.00	2 4.76 4.76 100.00	1 2.38 2.38 100.00	1 2.38 2.38 100.00	21 50.00 50.00 100.00	0 0.00 0.00 0.00	42 100.00 100.00 100.00
2 X 2	0 0.00 0.00 0.00	6 8.82 60.00 42.86	2 2.94 20.00 18.18	2 2.94 20.00 13.33	0 0.00 0.00 0.00	0 0.00 0.00 0.00	0 0.00 0.00 0.00	0 0.00 0.00 0.00	10 14.71 100.00 14.71
3 X 3	0 0.00 0.00 0.00	1 1.47 20.00 7.14	2 2.94 40.00 18.18	1 1.47 20.00 6.67	0 0.00 0.00 0.00	1 1.47 20.00 7.69	0 0.00 0.00 0.00	0 0.00 0.00 0.00	5 7.35 100.00 7.35
4 X 3	0 0.00 0.00 0.00	1 1.47 16.67 7.14	0 0.00 0.00 0.00	2 2.94 33.33 13.33	2 2.94 33.33 14.29	1 1.47 16.67 7.69	0 0.00 0.00 0.00	0 0.00 0.00 0.00	6 8.82 100.00 8.82
4 X 4	0 0.00 0.00 0.00	1 1.47 3.70 7.14	5 7.35 18.52 45.45	5 7.35 18.52 33.33	9 13.24 33.33 64.29	6 8.82 22.22 46.15	0 0.00 0.00 0.00	1 1.47 3.70 100.00	27 39.71 100.00 39.71
5 X 2	0 0.00 0.00 0.00	0 0.00 0.00 0.00	0 0.00 0.00 0.00	1 1.47 100.00 6.67	0 0.00 0.00 0.00	0 0.00 0.00 0.00	0 0.00 0.00 0.00	0 0.00 0.00 0.00	1 1.47 100.00 1.47
5 X 4	0 0.00 0.00 0.00	4 5.88 80.00 28.57	0 0.00 0.00 0.00	0 0.00 0.00 0.00	1 1.47 20.00 7.14	0 0.00 0.00 0.00	0 0.00 0.00 0.00	0 0.00 0.00 0.00	5 7.35 100.00 7.35
5 X 5	0 0.00 0.00 0.00	0 0.00 0.00 0.00	2 2.94 100.00 18.18	0 0.00 0.00 0.00	0 0.00 0.00 0.00	0 0.00 0.00 0.00	0 0.00 0.00 0.00	0 0.00 0.00 0.00	2 2.94 100.00 2.94
6 X 4	0 0.00 0.00 0.00	0 0.00 0.00 0.00	0 0.00 0.00 0.00	1 1.47 100.00 6.67	0 0.00 0.00 0.00	0 0.00 0.00 0.00	0 0.00 0.00 0.00	0 0.00 0.00 0.00	1 1.47 100.00 1.47

1994 MULE DEER ANTLER STATISTICS BY TIME PERIOD

DISTRICT 622 (CONTINUED)

FREQ	09/01	10/23	10/30	11/06	11/13	11/20	11/28	UNKWN	TOTAL
TOT%	TO	TO	TO	TO	TO	TO	TO		
ROW%	10/22	10/29	11/05	11/12	11/19	11/27	01/15		
COL%									
6 X 5	0	1	0	1	0	2	0	0	4
	0.00	1.47	0.00	1.47	0.00	2.94	0.00	0.00	5.88
	0.00	25.00	0.00	25.00	0.00	50.00	0.00	0.00	100.00
	0.00	7.14	0.00	6.67	0.00	15.38	0.00	0.00	5.88
6 X 6	0	0	0	1	0	1	0	0	2
	0.00	0.00	0.00	1.47	0.00	1.47	0.00	0.00	2.94
	0.00	0.00	0.00	50.00	0.00	50.00	0.00	0.00	100.00
	0.00	0.00	0.00	6.67	0.00	7.69	0.00	0.00	2.94
7 X 4	0	0	0	0	1	0	0	0	1
	0.00	0.00	0.00	0.00	1.47	0.00	0.00	0.00	1.47
	0.00	0.00	0.00	0.00	100.00	0.00	0.00	0.00	100.00
	0.00	0.00	0.00	0.00	7.14	0.00	0.00	0.00	1.47
7 X 6	0	0	0	0	0	1	0	0	1
	0.00	0.00	0.00	0.00	0.00	1.47	0.00	0.00	1.47
	0.00	0.00	0.00	0.00	0.00	100.00	0.00	0.00	100.00
	0.00	0.00	0.00	0.00	0.00	7.69	0.00	0.00	1.47
9 X 6	0	0	0	0	1	1	0	0	2
	0.00	0.00	0.00	0.00	1.47	1.47	0.00	0.00	2.94
	0.00	0.00	0.00	0.00	50.00	50.00	0.00	0.00	100.00
	0.00	0.00	0.00	0.00	7.14	7.69	0.00	0.00	2.94
9 X 8	0	0	0	1	0	0	0	0	1
	0.00	0.00	0.00	1.47	0.00	0.00	0.00	0.00	1.47
	0.00	0.00	0.00	100.00	0.00	0.00	0.00	0.00	100.00
	0.00	0.00	0.00	6.67	0.00	0.00	0.00	0.00	1.47
TOTAL	0	14	11	15	14	13	0	1	68
ANTLRD	0.00	20.59	16.18	22.06	20.59	19.12	0.00	1.47	100.00
	0.00	20.59	16.18	22.06	20.59	19.12	0.00	1.47	100.00
	0.00	100.00	100.00	100.00	100.00	100.00	0.00	100.00	100.00

1994 MULE DEER ANTLER STATISTICS BY TIME PERIOD

DISTRICT 623

FREQ TOT% ROW% COL%	09/01 TO 10/22	10/23 TO 10/29	10/30 TO 11/05	11/06 TO 11/12	11/13 TO 11/19	11/20 TO 11/27	11/28 TO 01/15	UNKWN	TOTAL
ANTLSS	0 0.00 0.00 0.00	8 47.06 47.06 100.00	0 0.00 0.00 0.00	5 29.41 29.41 100.00	1 5.88 5.88 100.00	1 5.88 5.88 100.00	2 11.76 11.76 100.00	0 0.00 0.00 0.00	17 100.00 100.00 100.00
2 X 2	0 0.00 0.00 0.00	2 6.06 25.00 22.22	0 0.00 0.00 0.00	3 9.09 37.50 50.00	2 6.06 25.00 33.33	1 3.03 12.50 12.50	0 0.00 0.00 0.00	0 0.00 0.00 0.00	8 24.24 100.00 24.24
3 X 2	0 0.00 0.00 0.00	0 0.00 0.00 0.00	0 0.00 0.00 0.00	0 0.00 0.00 0.00	0 0.00 0.00 0.00	1 3.03 100.00 12.50	0 0.00 0.00 0.00	0 0.00 0.00 0.00	1 3.03 100.00 3.03
3 X 3	0 0.00 0.00 0.00	1 3.03 25.00 11.11	2 6.06 50.00 50.00	1 3.03 25.00 16.67	0 0.00 0.00 0.00	0 0.00 0.00 0.00	0 0.00 0.00 0.00	0 0.00 0.00 0.00	4 12.12 100.00 12.12
4 X 3	0 0.00 0.00 0.00	0 0.00 0.00 0.00	0 0.00 0.00 0.00	2 6.06 33.33 33.33	1 3.03 16.67 16.67	3 9.09 50.00 37.50	0 0.00 0.00 0.00	0 0.00 0.00 0.00	6 18.18 100.00 18.18
4 X 4	0 0.00 0.00 0.00	3 9.09 42.86 33.33	1 3.03 14.29 25.00	0 0.00 0.00 0.00	2 6.06 28.57 33.33	1 3.03 14.29 12.50	0 0.00 0.00 0.00	0 0.00 0.00 0.00	7 21.21 100.00 21.21
5 X 4	0 0.00 0.00 0.00	2 6.06 100.00 22.22	0 0.00 0.00 0.00	0 0.00 0.00 0.00	0 0.00 0.00 0.00	0 0.00 0.00 0.00	0 0.00 0.00 0.00	0 0.00 0.00 0.00	2 6.06 100.00 6.06
5 X 5	0 0.00 0.00 0.00	0 0.00 0.00 0.00	1 3.03 50.00 25.00	0 0.00 0.00 0.00	0 0.00 0.00 0.00	1 3.03 50.00 12.50	0 0.00 0.00 0.00	0 0.00 0.00 0.00	2 6.06 100.00 6.06
6 X 5	0 0.00 0.00 0.00	0 0.00 0.00 0.00	0 0.00 0.00 0.00	0 0.00 0.00 0.00	0 0.00 0.00 0.00	1 3.03 100.00 12.50	0 0.00 0.00 0.00	0 0.00 0.00 0.00	1 3.03 100.00 3.03

1994 MULE DEER ANTLER STATISTICS BY TIME PERIOD

DISTRICT 623 (CONTINUED)

FREQ	09/01	10/23	10/30	11/06	11/13	11/20	11/28	UNKWN	TOTAL
TOT%	TO	TO	TO	TO	TO	TO	TO		
ROW%	10/22	10/29	11/05	11/12	11/19	11/27	01/15		
COL%									
6 X 6	0	0	0	0	1	0	0	0	1
	0.00	0.00	0.00	0.00	3.03	0.00	0.00	0.00	3.03
	0.00	0.00	0.00	0.00	100.00	0.00	0.00	0.00	100.00
	0.00	0.00	0.00	0.00	16.67	0.00	0.00	0.00	3.03
8 X 6	0	1	0	0	0	0	0	0	1
	0.00	3.03	0.00	0.00	0.00	0.00	0.00	0.00	3.03
	0.00	100.00	0.00	0.00	0.00	0.00	0.00	0.00	100.00
	0.00	11.11	0.00	0.00	0.00	0.00	0.00	0.00	3.03
TOTAL	0	9	4	6	6	8	0	0	33
ANTLRD	0.00	27.27	12.12	18.18	18.18	24.24	0.00	0.00	100.00
	0.00	27.27	12.12	18.18	18.18	24.24	0.00	0.00	100.00
	0.00	100.00	100.00	100.00	100.00	100.00	0.00	0.00	100.00

1994 MULE DEER ANTLER STATISTICS BY TIME PERIOD

DISTRICT 630

FREQ	09/01	10/23	10/30	11/06	11/13	11/20	11/28	UNKWN	TOTAL
TOT%	TO	TO	TO	TO	TO	TO	TO		
ROW%	10/22	10/29	11/05	11/12	11/19	11/27	01/15		
COL%									
ANTLSS	0	35	9	3	3	7	0	1	58
	0.00	60.34	15.52	5.17	5.17	12.07	0.00	1.72	100.00
	0.00	60.34	15.52	5.17	5.17	12.07	0.00	1.72	100.00
	0.00	100.00	100.00	100.00	100.00	100.00	0.00	100.00	100.00
1 X 1	0	0	1	0	0	0	0	0	1
	0.00	0.00	1.04	0.00	0.00	0.00	0.00	0.00	1.04
	0.00	0.00	100.00	0.00	0.00	0.00	0.00	0.00	100.00
	0.00	0.00	7.69	0.00	0.00	0.00	0.00	0.00	1.04
2 X 2	0	4	1	2	0	3	0	0	10
	0.00	4.17	1.04	2.08	0.00	3.13	0.00	0.00	10.42
	0.00	40.00	10.00	20.00	0.00	30.00	0.00	0.00	100.00
	0.00	14.81	7.69	16.67	0.00	20.00	0.00	0.00	10.42
3 X -	0	0	0	0	0	0	0	1	1
	0.00	0.00	0.00	0.00	0.00	0.00	0.00	1.04	1.04
	0.00	0.00	0.00	0.00	0.00	0.00	0.00	100.00	100.00
	0.00	0.00	0.00	0.00	0.00	0.00	0.00	33.33	1.04
3 X 3	0	2	2	2	4	4	0	0	14
	0.00	2.08	2.08	2.08	4.17	4.17	0.00	0.00	14.58
	0.00	14.29	14.29	14.29	28.57	28.57	0.00	0.00	100.00
	0.00	7.41	15.38	16.67	15.38	26.67	0.00	0.00	14.58
4 X 3	0	4	0	3	1	0	0	1	9
	0.00	4.17	0.00	3.13	1.04	0.00	0.00	1.04	9.38
	0.00	44.44	0.00	33.33	11.11	0.00	0.00	11.11	100.00
	0.00	14.81	0.00	25.00	3.85	0.00	0.00	33.33	9.38
4 X 4	0	12	8	2	10	3	0	0	35
	0.00	12.50	8.33	2.08	10.42	3.13	0.00	0.00	36.46
	0.00	34.29	22.86	5.71	28.57	8.57	0.00	0.00	100.00
	0.00	44.44	61.54	16.67	38.46	20.00	0.00	0.00	36.46
5 X 4	0	0	0	2	4	1	0	0	7
	0.00	0.00	0.00	2.08	4.17	1.04	0.00	0.00	7.29
	0.00	0.00	0.00	28.57	57.14	14.29	0.00	0.00	100.00
	0.00	0.00	0.00	16.67	15.38	6.67	0.00	0.00	7.29
5 X 5	0	3	0	1	4	3	0	1	12
	0.00	3.13	0.00	1.04	4.17	3.13	0.00	1.04	12.50
	0.00	25.00	0.00	8.33	33.33	25.00	0.00	8.33	100.00
	0.00	11.11	0.00	8.33	15.38	20.00	0.00	33.33	12.50

1994 MULE DEER ANTLER STATISTICS BY TIME PERIOD

DISTRICT 630 (CONTINUED)

FREQ	09/01	10/23	10/30	11/06	11/13	11/20	11/28	UNKWN	TOTAL
TOT%	TO	TO	TO	TO	TO	TO	TO		
ROW%	10/22	10/29	11/05	11/12	11/19	11/27	01/15		
COL%									
6 X 5	0	0	0	0	3	0	0	0	3
	0.00	0.00	0.00	0.00	3.13	0.00	0.00	0.00	3.13
	0.00	0.00	0.00	0.00	100.00	0.00	0.00	0.00	100.00
	0.00	0.00	0.00	0.00	11.54	0.00	0.00	0.00	3.13
6 X 6	0	1	0	0	0	1	0	0	2
	0.00	1.04	0.00	0.00	0.00	1.04	0.00	0.00	2.08
	0.00	50.00	0.00	0.00	0.00	50.00	0.00	0.00	100.00
	0.00	3.70	0.00	0.00	0.00	6.67	0.00	0.00	2.08
7 X 3	0	1	0	0	0	0	0	0	1
	0.00	1.04	0.00	0.00	0.00	0.00	0.00	0.00	1.04
	0.00	100.00	0.00	0.00	0.00	0.00	0.00	0.00	100.00
	0.00	3.70	0.00	0.00	0.00	0.00	0.00	0.00	1.04
7 X 5	0	0	1	0	0	0	0	0	1
	0.00	0.00	1.04	0.00	0.00	0.00	0.00	0.00	1.04
	0.00	0.00	100.00	0.00	0.00	0.00	0.00	0.00	100.00
	0.00	0.00	7.69	0.00	0.00	0.00	0.00	0.00	1.04
TOTAL ANTLRD	0	27	13	12	26	15	0	3	96
	0.00	28.13	13.54	12.50	27.08	15.63	0.00	3.13	100.00
	0.00	28.13	13.54	12.50	27.08	15.63	0.00	3.13	100.00
	0.00	100.00	100.00	100.00	100.00	100.00	0.00	100.00	100.00

1994 MULE DEER ANTLER STATISTICS BY TIME PERIOD

DISTRICT 631

FREQ	09/01	10/23	10/30	11/06	11/13	11/20	11/28	UNKWN	TOTAL
TOT%	TO	TO	TO	TO	TO	TO	TO		
ROW%	10/22	10/29	11/05	11/12	11/19	11/27	01/15		
COL%									
ANTLSS	0	3	2	0	1	2	0	0	8
	0.00	37.50	25.00	0.00	12.50	25.00	0.00	0.00	100.00
	0.00	37.50	25.00	0.00	12.50	25.00	0.00	0.00	100.00
	0.00	100.00	100.00	0.00	100.00	100.00	0.00	0.00	100.00
2 X 1	0	0	0	0	1	0	0	0	1
	0.00	0.00	0.00	0.00	3.13	0.00	0.00	0.00	3.13
	0.00	0.00	0.00	0.00	100.00	0.00	0.00	0.00	100.00
	0.00	0.00	0.00	0.00	16.67	0.00	0.00	0.00	3.13
2 X 2	0	1	1	0	0	0	0	0	2
	0.00	3.13	3.13	0.00	0.00	0.00	0.00	0.00	6.25
	0.00	50.00	50.00	0.00	0.00	0.00	0.00	0.00	100.00
	0.00	10.00	25.00	0.00	0.00	0.00	0.00	0.00	6.25
3 X 2	0	1	0	0	0	0	0	0	1
	0.00	3.13	0.00	0.00	0.00	0.00	0.00	0.00	3.13
	0.00	100.00	0.00	0.00	0.00	0.00	0.00	0.00	100.00
	0.00	10.00	0.00	0.00	0.00	0.00	0.00	0.00	3.13
3 X 3	0	3	0	0	0	0	0	0	3
	0.00	9.38	0.00	0.00	0.00	0.00	0.00	0.00	9.38
	0.00	100.00	0.00	0.00	0.00	0.00	0.00	0.00	100.00
	0.00	30.00	0.00	0.00	0.00	0.00	0.00	0.00	9.38
4 X 3	0	0	0	0	0	1	0	0	1
	0.00	0.00	0.00	0.00	0.00	3.13	0.00	0.00	3.13
	0.00	0.00	0.00	0.00	0.00	100.00	0.00	0.00	100.00
	0.00	0.00	0.00	0.00	0.00	16.67	0.00	0.00	3.13
4 X 4	0	1	0	5	2	3	0	0	11
	0.00	3.13	0.00	15.63	6.25	9.38	0.00	0.00	34.38
	0.00	9.09	0.00	45.45	18.18	27.27	0.00	0.00	100.00
	0.00	10.00	0.00	83.33	33.33	50.00	0.00	0.00	34.38
5 X 3	0	0	0	0	1	0	0	0	1
	0.00	0.00	0.00	0.00	3.13	0.00	0.00	0.00	3.13
	0.00	0.00	0.00	0.00	100.00	0.00	0.00	0.00	100.00
	0.00	0.00	0.00	0.00	16.67	0.00	0.00	0.00	3.13
5 X 4	0	1	1	0	0	1	0	0	3
	0.00	3.13	3.13	0.00	0.00	3.13	0.00	0.00	9.38
	0.00	33.33	33.33	0.00	0.00	33.33	0.00	0.00	100.00
	0.00	10.00	25.00	0.00	0.00	16.67	0.00	0.00	9.38

1994 MULE DEER ANTLER STATISTICS BY TIME PERIOD

DISTRICT 631 (CONTINUED)

FREQ	09/01	10/23	10/30	11/06	11/13	11/20	11/28	UNKWN	TOTAL
TOT%	TO	TO	TO	TO	TO	TO	TO		
ROW%	10/22	10/29	11/05	11/12	11/19	11/27	01/15		
COL%									
5 X 5	0	2	1	0	2	0	0	0	5
	0.00	6.25	3.13	0.00	6.25	0.00	0.00	0.00	15.63
	0.00	40.00	20.00	0.00	40.00	0.00	0.00	0.00	100.00
	0.00	20.00	25.00	0.00	33.33	0.00	0.00	0.00	15.63
6 X 4	0	0	1	0	0	0	0	0	1
	0.00	0.00	3.13	0.00	0.00	0.00	0.00	0.00	3.13
	0.00	0.00	100.00	0.00	0.00	0.00	0.00	0.00	100.00
	0.00	0.00	25.00	0.00	0.00	0.00	0.00	0.00	3.13
6 X 5	0	1	0	1	0	1	0	0	3
	0.00	3.13	0.00	3.13	0.00	3.13	0.00	0.00	9.38
	0.00	33.33	0.00	33.33	0.00	33.33	0.00	0.00	100.00
	0.00	10.00	0.00	16.67	0.00	16.67	0.00	0.00	9.38
TOTAL ANTLRD	0	10	4	6	6	6	0	0	32
	0.00	31.25	12.50	18.75	18.75	18.75	0.00	0.00	100.00
	0.00	31.25	12.50	18.75	18.75	18.75	0.00	0.00	100.00
	0.00	100.00	100.00	100.00	100.00	100.00	0.00	0.00	100.00

1994 MULE DEER ANTLER STATISTICS BY TIME PERIOD

DISTRICT 632

FREQ	09/01	10/23	10/30	11/06	11/13	11/20	11/28	UNKWN	TOTAL
TOT%	TO	TO	TO	TO	TO	TO	TO		
ROW%	10/22	10/29	11/05	11/12	11/19	11/27	01/15		
COL%									
ANTLSS	0	6	0	4	2	1	0	0	13
	0.00	46.15	0.00	30.77	15.38	7.69	0.00	0.00	100.00
	0.00	46.15	0.00	30.77	15.38	7.69	0.00	0.00	100.00
	0.00	100.00	0.00	100.00	100.00	100.00	0.00	0.00	100.00
2 X 2	0	1	1	0	1	1	0	0	4
	0.00	1.85	1.85	0.00	1.85	1.85	0.00	0.00	7.41
	0.00	25.00	25.00	0.00	25.00	25.00	0.00	0.00	100.00
	0.00	6.67	25.00	0.00	7.69	8.33	0.00	0.00	7.41
3 X 3	1	2	0	2	3	2	0	0	10
	1.85	3.70	0.00	3.70	5.56	3.70	0.00	0.00	18.52
	10.00	20.00	0.00	20.00	30.00	20.00	0.00	0.00	100.00
	100.00	13.33	0.00	25.00	23.08	16.67	0.00	0.00	18.52
4 X 3	0	0	0	0	2	1	0	0	3
	0.00	0.00	0.00	0.00	3.70	1.85	0.00	0.00	5.56
	0.00	0.00	0.00	0.00	66.67	33.33	0.00	0.00	100.00
	0.00	0.00	0.00	0.00	15.38	8.33	0.00	0.00	5.56
4 X 4	0	4	0	2	5	6	0	0	17
	0.00	7.41	0.00	3.70	9.26	11.11	0.00	0.00	31.48
	0.00	23.53	0.00	11.76	29.41	35.29	0.00	0.00	100.00
	0.00	26.67	0.00	25.00	38.46	50.00	0.00	0.00	31.48
5 X 4	0	6	1	1	1	1	0	0	10
	0.00	11.11	1.85	1.85	1.85	1.85	0.00	0.00	18.52
	0.00	60.00	10.00	10.00	10.00	10.00	0.00	0.00	100.00
	0.00	40.00	25.00	12.50	7.69	8.33	0.00	0.00	18.52
5 X 5	0	2	0	2	0	1	0	0	5
	0.00	3.70	0.00	3.70	0.00	1.85	0.00	0.00	9.26
	0.00	40.00	0.00	40.00	0.00	20.00	0.00	0.00	100.00
	0.00	13.33	0.00	25.00	0.00	8.33	0.00	0.00	9.26
6 X 4	0	0	0	1	0	0	0	0	1
	0.00	0.00	0.00	1.85	0.00	0.00	0.00	0.00	1.85
	0.00	0.00	0.00	100.00	0.00	0.00	0.00	0.00	100.00
	0.00	0.00	0.00	12.50	0.00	0.00	0.00	0.00	1.85
6 X 5	0	0	1	0	1	0	0	1	3
	0.00	0.00	1.85	0.00	1.85	0.00	0.00	1.85	5.56
	0.00	0.00	33.33	0.00	33.33	0.00	0.00	33.33	100.00
	0.00	0.00	25.00	0.00	7.69	0.00	0.00	100.00	5.56

1994 MULE DEER ANTLER STATISTICS BY TIME PERIOD

DISTRICT 632 (CONTINUED)

FREQ	09/01	10/23	10/30	11/06	11/13	11/20	11/28	UNKWN	TOTAL
TOT%	TO	TO	TO	TO	TO	TO	TO		
ROW%	10/22	10/29	11/05	11/12	11/19	11/27	01/15		
COL%									
7 X 5	0	0	1	0	0	0	0	0	1
	0.00	0.00	1.85	0.00	0.00	0.00	0.00	0.00	1.85
	0.00	0.00	100.00	0.00	0.00	0.00	0.00	0.00	100.00
	0.00	0.00	25.00	0.00	0.00	0.00	0.00	0.00	1.85
TOTAL	1	15	4	8	13	12	0	1	54
ANTLRD	1.85	27.78	7.41	14.81	24.07	22.22	0.00	1.85	100.00
	1.85	27.78	7.41	14.81	24.07	22.22	0.00	1.85	100.00
	100.00	100.00	100.00	100.00	100.00	100.00	0.00	100.00	100.00

1994 MULE DEER ANTLER STATISTICS BY TIME PERIOD

DISTRICT 640

FREQ	09/01	10/23	10/30	11/06	11/13	11/20	11/28	UNKWN	TOTAL
TOT%	TO	TO	TO	TO	TO	TO	TO		
ROW%	10/22	10/29	11/05	11/12	11/19	11/27	01/15		
COL%									
ANTLSS	0	13	7	11	11	14	0	3	59
	0.00	22.03	11.86	18.64	18.64	23.73	0.00	5.08	100.00
	0.00	22.03	11.86	18.64	18.64	23.73	0.00	5.08	100.00
	0.00	100.00	100.00	100.00	100.00	100.00	0.00	100.00	100.00
1 X 1	0	0	0	0	0	1	0	0	1
	0.00	0.00	0.00	0.00	0.00	2.08	0.00	0.00	2.08
	0.00	0.00	0.00	0.00	0.00	100.00	0.00	0.00	100.00
	0.00	0.00	0.00	0.00	0.00	6.25	0.00	0.00	2.08
2 X 2	0	1	0	0	2	2	0	0	5
	0.00	2.08	0.00	0.00	4.17	4.17	0.00	0.00	10.42
	0.00	20.00	0.00	0.00	40.00	40.00	0.00	0.00	100.00
	0.00	8.33	0.00	0.00	18.18	12.50	0.00	0.00	10.42
3 X 2	0	2	0	0	0	1	0	0	3
	0.00	4.17	0.00	0.00	0.00	2.08	0.00	0.00	6.25
	0.00	66.67	0.00	0.00	0.00	33.33	0.00	0.00	100.00
	0.00	16.67	0.00	0.00	0.00	6.25	0.00	0.00	6.25
3 X 3	0	2	1	1	1	2	0	0	7
	0.00	4.17	2.08	2.08	2.08	4.17	0.00	0.00	14.58
	0.00	28.57	14.29	14.29	14.29	28.57	0.00	0.00	100.00
	0.00	16.67	20.00	25.00	9.09	12.50	0.00	0.00	14.58
4 X 2	0	0	0	0	0	1	0	0	1
	0.00	0.00	0.00	0.00	0.00	2.08	0.00	0.00	2.08
	0.00	0.00	0.00	0.00	0.00	100.00	0.00	0.00	100.00
	0.00	0.00	0.00	0.00	0.00	6.25	0.00	0.00	2.08
4 X 3	0	0	1	1	1	0	0	0	3
	0.00	0.00	2.08	2.08	2.08	0.00	0.00	0.00	6.25
	0.00	0.00	33.33	33.33	33.33	0.00	0.00	0.00	100.00
	0.00	0.00	20.00	25.00	9.09	0.00	0.00	0.00	6.25
4 X 4	0	4	2	1	4	7	0	0	18
	0.00	8.33	4.17	2.08	8.33	14.58	0.00	0.00	37.50
	0.00	22.22	11.11	5.56	22.22	38.89	0.00	0.00	100.00
	0.00	33.33	40.00	25.00	36.36	43.75	0.00	0.00	37.50
5 X 4	0	0	0	0	1	2	0	0	3
	0.00	0.00	0.00	0.00	2.08	4.17	0.00	0.00	6.25
	0.00	0.00	0.00	0.00	33.33	66.67	0.00	0.00	100.00
	0.00	0.00	0.00	0.00	9.09	12.50	0.00	0.00	6.25

1994 MULE DEER ANTLER STATISTICS BY TIME PERIOD

DISTRICT 640 (CONTINUED)

FREQ	09/01	10/23	10/30	11/06	11/13	11/20	11/28	UNKWN	TOTAL
TOT%	TO	TO	TO	TO	TO	TO	TO		
ROW%	10/22	10/29	11/05	11/12	11/19	11/27	01/15		
COL%									
5 X 5	0	3	0	1	2	0	0	0	6
	0.00	6.25	0.00	2.08	4.17	0.00	0.00	0.00	12.50
	0.00	50.00	0.00	16.67	33.33	0.00	0.00	0.00	100.00
	0.00	25.00	0.00	25.00	18.18	0.00	0.00	0.00	12.50
6 X 5	0	0	1	0	0	0	0	0	1
	0.00	0.00	2.08	0.00	0.00	0.00	0.00	0.00	2.08
	0.00	0.00	100.00	0.00	0.00	0.00	0.00	0.00	100.00
	0.00	0.00	20.00	0.00	0.00	0.00	0.00	0.00	2.08
TOTAL	0	12	5	4	11	16	0	0	48
ANTLRD	0.00	25.00	10.42	8.33	22.92	33.33	0.00	0.00	100.00
	0.00	25.00	10.42	8.33	22.92	33.33	0.00	0.00	100.00
	0.00	100.00	100.00	100.00	100.00	100.00	0.00	0.00	100.00

1994 MULE DEER ANTLER STATISTICS BY TIME PERIOD

DISTRICT 641

FREQ TOT% ROW% COL%	09/01 TO 10/22	10/23 TO 10/29	10/30 TO 11/05	11/06 TO 11/12	11/13 TO 11/19	11/20 TO 11/27	11/28 TO 01/15	UNKWN	TOTAL
ANTLSS	0 0.00 0.00 0.00	0 0.00 0.00 0.00	0 0.00 0.00 0.00	4 36.36 36.36 100.00	2 18.18 18.18 100.00	5 45.45 45.45 100.00	0 0.00 0.00 0.00	0 0.00 0.00 0.00	11 100.00 100.00 100.00
2 X 2	0 0.00 0.00 0.00	0 0.00 0.00 0.00	0 0.00 0.00 0.00	0 0.00 0.00 0.00	0 0.00 0.00 0.00	1 11.11 100.00 33.33	0 0.00 0.00 0.00	0 0.00 0.00 0.00	1 11.11 100.00 11.11
3 X 2	0 0.00 0.00 0.00	0 0.00 0.00 0.00	0 0.00 0.00 0.00	0 0.00 0.00 0.00	0 0.00 0.00 0.00	1 11.11 100.00 33.33	0 0.00 0.00 0.00	0 0.00 0.00 0.00	1 11.11 100.00 11.11
3 X 3	0 0.00 0.00 0.00	0 0.00 0.00 0.00	0 0.00 0.00 0.00	0 0.00 0.00 0.00	1 11.11 50.00 33.33	1 11.11 50.00 33.33	0 0.00 0.00 0.00	0 0.00 0.00 0.00	2 22.22 100.00 22.22
4 X 4	0 0.00 0.00 0.00	1 11.11 25.00 100.00	2 22.22 50.00 100.00	0 0.00 0.00 0.00	1 11.11 25.00 33.33	0 0.00 0.00 0.00	0 0.00 0.00 0.00	0 0.00 0.00 0.00	4 44.44 100.00 44.44
5 X 5	0 0.00 0.00 0.00	0 0.00 0.00 0.00	0 0.00 0.00 0.00	0 0.00 0.00 0.00	1 11.11 100.00 33.33	0 0.00 0.00 0.00	0 0.00 0.00 0.00	0 0.00 0.00 0.00	1 11.11 100.00 11.11
TOTAL ANTLRD	0 0.00 0.00 0.00	1 11.11 11.11 100.00	2 22.22 22.22 100.00	0 0.00 0.00 0.00	3 33.33 33.33 100.00	3 33.33 33.33 100.00	0 0.00 0.00 0.00	0 0.00 0.00 0.00	9 100.00 100.00 100.00

1994 MULE DEER ANTLER STATISTICS BY TIME PERIOD

DISTRICT 650

FREQ	09/01	10/23	10/30	11/06	11/13	11/20	11/28	UNKWN	TOTAL
TOT%	TO	TO	TO	TO	TO	TO	TO		
ROW%	10/22	10/29	11/05	11/12	11/19	11/27	01/15		
COL%									
ANTLSS	6	68	24	28	17	29	0	2	174
	3.45	39.08	13.79	16.09	9.77	16.67	0.00	1.15	100.00
	3.45	39.08	13.79	16.09	9.77	16.67	0.00	1.15	100.00
	100.00	100.00	100.00	100.00	100.00	100.00	0.00	100.00	100.00
2 X -	0	0	0	0	0	1	0	0	1
	0.00	0.00	0.00	0.00	0.00	0.58	0.00	0.00	0.58
	0.00	0.00	0.00	0.00	0.00	100.00	0.00	0.00	100.00
	0.00	0.00	0.00	0.00	0.00	2.08	0.00	0.00	0.58
2 X 2	0	6	3	2	1	3	0	2	17
	0.00	3.49	1.74	1.16	0.58	1.74	0.00	1.16	9.88
	0.00	35.29	17.65	11.76	5.88	17.65	0.00	11.76	100.00
	0.00	18.18	10.00	8.33	3.03	6.25	0.00	66.67	9.88
3 X 2	0	1	0	0	1	1	0	0	3
	0.00	0.58	0.00	0.00	0.58	0.58	0.00	0.00	1.74
	0.00	33.33	0.00	0.00	33.33	33.33	0.00	0.00	100.00
	0.00	3.03	0.00	0.00	3.03	2.08	0.00	0.00	1.74
3 X 3	0	4	4	6	4	12	0	0	30
	0.00	2.33	2.33	3.49	2.33	6.98	0.00	0.00	17.44
	0.00	13.33	13.33	20.00	13.33	40.00	0.00	0.00	100.00
	0.00	12.12	13.33	25.00	12.12	25.00	0.00	0.00	17.44
4 X -	0	0	0	0	0	0	0	1	1
	0.00	0.00	0.00	0.00	0.00	0.00	0.00	0.58	0.58
	0.00	0.00	0.00	0.00	0.00	0.00	0.00	100.00	100.00
	0.00	0.00	0.00	0.00	0.00	0.00	0.00	33.33	0.58
4 X 3	1	2	2	1	8	2	0	0	16
	0.58	1.16	1.16	0.58	4.65	1.16	0.00	0.00	9.30
	6.25	12.50	12.50	6.25	50.00	12.50	0.00	0.00	100.00
	100.00	6.06	6.67	4.17	24.24	4.17	0.00	0.00	9.30
4 X 4	0	13	12	13	7	16	0	0	61
	0.00	7.56	6.98	7.56	4.07	9.30	0.00	0.00	35.47
	0.00	21.31	19.67	21.31	11.48	26.23	0.00	0.00	100.00
	0.00	39.39	40.00	54.17	21.21	33.33	0.00	0.00	35.47
5 X 3	0	0	1	0	0	1	0	0	2
	0.00	0.00	0.58	0.00	0.00	0.58	0.00	0.00	1.16
	0.00	0.00	50.00	0.00	0.00	50.00	0.00	0.00	100.00
	0.00	0.00	3.33	0.00	0.00	2.08	0.00	0.00	1.16

1994 MULE DEER ANTLER STATISTICS BY TIME PERIOD

DISTRICT 650 (CONTINUED)

FREQ	09/01	10/23	10/30	11/06	11/13	11/20	11/28	UNKWN	TOTAL
TOT%	TO	TO	TO	TO	TO	TO	TO		
ROW%	10/22	10/29	11/05	11/12	11/19	11/27	01/15		
COL%									
5 X 4	0	4	2	1	2	3	0	0	12
	0.00	2.33	1.16	0.58	1.16	1.74	0.00	0.00	6.98
	0.00	33.33	16.67	8.33	16.67	25.00	0.00	0.00	100.00
	0.00	12.12	6.67	4.17	6.06	6.25	0.00	0.00	6.98
5 X 5	0	2	4	0	7	5	0	0	18
	0.00	1.16	2.33	0.00	4.07	2.91	0.00	0.00	10.47
	0.00	11.11	22.22	0.00	38.89	27.78	0.00	0.00	100.00
	0.00	6.06	13.33	0.00	21.21	10.42	0.00	0.00	10.47
6 X 2	0	0	1	0	0	0	0	0	1
	0.00	0.00	0.58	0.00	0.00	0.00	0.00	0.00	0.58
	0.00	0.00	100.00	0.00	0.00	0.00	0.00	0.00	100.00
	0.00	0.00	3.33	0.00	0.00	0.00	0.00	0.00	0.58
6 X 4	0	0	0	0	1	1	0	0	2
	0.00	0.00	0.00	0.00	0.58	0.58	0.00	0.00	1.16
	0.00	0.00	0.00	0.00	50.00	50.00	0.00	0.00	100.00
	0.00	0.00	0.00	0.00	3.03	2.08	0.00	0.00	1.16
6 X 5	0	1	1	1	1	1	0	0	5
	0.00	0.58	0.58	0.58	0.58	0.58	0.00	0.00	2.91
	0.00	20.00	20.00	20.00	20.00	20.00	0.00	0.00	100.00
	0.00	3.03	3.33	4.17	3.03	2.08	0.00	0.00	2.91
6 X 6	0	0	0	0	0	2	0	0	2
	0.00	0.00	0.00	0.00	0.00	1.16	0.00	0.00	1.16
	0.00	0.00	0.00	0.00	0.00	100.00	0.00	0.00	100.00
	0.00	0.00	0.00	0.00	0.00	4.17	0.00	0.00	1.16
7 X 6	0	0	0	0	1	0	0	0	1
	0.00	0.00	0.00	0.00	0.58	0.00	0.00	0.00	0.58
	0.00	0.00	0.00	0.00	100.00	0.00	0.00	0.00	100.00
	0.00	0.00	0.00	0.00	3.03	0.00	0.00	0.00	0.58
TOTAL ANTLRD	1	33	30	24	33	48	0	3	172
	0.58	19.19	17.44	13.95	19.19	27.91	0.00	1.74	100.00
	0.58	19.19	17.44	13.95	19.19	27.91	0.00	1.74	100.00
	100.00	100.00	100.00	100.00	100.00	100.00	0.00	100.00	100.00

1994 MULE DEER ANTLER STATISTICS BY TIME PERIOD

DISTRICT 651

FREQ	09/01	10/23	10/30	11/06	11/13	11/20	11/28	UNKWN	TOTAL
TOT%	TO	TO	TO	TO	TO	TO	TO		
ROW%	10/22	10/29	11/05	11/12	11/19	11/27	01/15		
COL%									
ANTLSS	1	27	16	5	7	26	0	1	83
	1.20	32.53	19.28	6.02	8.43	31.33	0.00	1.20	100.00
	1.20	32.53	19.28	6.02	8.43	31.33	0.00	1.20	100.00
	100.00	100.00	100.00	100.00	100.00	100.00	0.00	100.00	100.00
1 X 1	0	2	0	0	0	1	0	0	3
	0.00	2.82	0.00	0.00	0.00	1.41	0.00	0.00	4.23
	0.00	66.67	0.00	0.00	0.00	33.33	0.00	0.00	100.00
	0.00	28.57	0.00	0.00	0.00	3.57	0.00	0.00	4.23
2 X 2	0	0	3	0	2	2	0	0	7
	0.00	0.00	4.23	0.00	2.82	2.82	0.00	0.00	9.86
	0.00	0.00	42.86	0.00	28.57	28.57	0.00	0.00	100.00
	0.00	0.00	21.43	0.00	14.29	7.14	0.00	0.00	9.86
3 X 2	0	0	2	1	0	0	0	0	3
	0.00	0.00	2.82	1.41	0.00	0.00	0.00	0.00	4.23
	0.00	0.00	66.67	33.33	0.00	0.00	0.00	0.00	100.00
	0.00	0.00	14.29	12.50	0.00	0.00	0.00	0.00	4.23
3 X 3	0	2	3	1	2	4	0	0	12
	0.00	2.82	4.23	1.41	2.82	5.63	0.00	0.00	16.90
	0.00	16.67	25.00	8.33	16.67	33.33	0.00	0.00	100.00
	0.00	28.57	21.43	12.50	14.29	14.29	0.00	0.00	16.90
4 X 3	0	1	0	0	1	3	0	0	5
	0.00	1.41	0.00	0.00	1.41	4.23	0.00	0.00	7.04
	0.00	20.00	0.00	0.00	20.00	60.00	0.00	0.00	100.00
	0.00	14.29	0.00	0.00	7.14	10.71	0.00	0.00	7.04
4 X 4	0	2	4	4	3	10	0	0	23
	0.00	2.82	5.63	5.63	4.23	14.08	0.00	0.00	32.39
	0.00	8.70	17.39	17.39	13.04	43.48	0.00	0.00	100.00
	0.00	28.57	28.57	50.00	21.43	35.71	0.00	0.00	32.39
5 X 4	0	0	0	0	1	0	0	0	1
	0.00	0.00	0.00	0.00	1.41	0.00	0.00	0.00	1.41
	0.00	0.00	0.00	0.00	100.00	0.00	0.00	0.00	100.00
	0.00	0.00	0.00	0.00	7.14	0.00	0.00	0.00	1.41
5 X 5	0	0	2	2	4	6	0	0	14
	0.00	0.00	2.82	2.82	5.63	8.45	0.00	0.00	19.72
	0.00	0.00	14.29	14.29	28.57	42.86	0.00	0.00	100.00
	0.00	0.00	14.29	25.00	28.57	21.43	0.00	0.00	19.72

1994 MULE DEER ANTLER STATISTICS BY TIME PERIOD

DISTRICT 651 (CONTINUED)

FREQ TOT% ROW% COL%	09/01 TO 10/22	10/23 TO 10/29	10/30 TO 11/05	11/06 TO 11/12	11/13 TO 11/19	11/20 TO 11/27	11/28 TO 01/15	UNKWN	TOTAL
6 X 5	0	0	0	0	0	1	0	0	1
	0.00	0.00	0.00	0.00	0.00	1.41	0.00	0.00	1.41
	0.00	0.00	0.00	0.00	0.00	100.00	0.00	0.00	100.00
	0.00	0.00	0.00	0.00	0.00	3.57	0.00	0.00	1.41
7 X 5	0	0	0	0	0	1	0	0	1
	0.00	0.00	0.00	0.00	0.00	1.41	0.00	0.00	1.41
	0.00	0.00	0.00	0.00	0.00	100.00	0.00	0.00	100.00
	0.00	0.00	0.00	0.00	0.00	3.57	0.00	0.00	1.41
7 X 6	0	0	0	0	1	0	0	0	1
	0.00	0.00	0.00	0.00	1.41	0.00	0.00	0.00	1.41
	0.00	0.00	0.00	0.00	100.00	0.00	0.00	0.00	100.00
	0.00	0.00	0.00	0.00	7.14	0.00	0.00	0.00	1.41
TOTAL ANTLRD	0	7	14	8	14	28	0	0	71
	0.00	9.86	19.72	11.27	19.72	39.44	0.00	0.00	100.00
	0.00	9.86	19.72	11.27	19.72	39.44	0.00	0.00	100.00
	0.00	100.00	100.00	100.00	100.00	100.00	0.00	0.00	100.00

1994 MULE DEER ANTLER STATISTICS BY TIME PERIOD

DISTRICT 670

FREQ	09/01	10/23	10/30	11/06	11/13	11/20	11/28	UNKWN	TOTAL
TOT%	TO	TO	TO	TO	TO	TO	TO		
ROW%	10/22	10/29	11/05	11/12	11/19	11/27	01/15		
COL%									
ANTLSS	2	118	62	25	24	42	1	4	278
	0.72	42.45	22.30	8.99	8.63	15.11	0.36	1.44	100.00
	0.72	42.45	22.30	8.99	8.63	15.11	0.36	1.44	100.00
	100.00	100.00	100.00	100.00	100.00	100.00	100.00	100.00	100.00
1 X 1	0	1	1	0	1	1	0	0	4
	0.00	0.60	0.60	0.00	0.60	0.60	0.00	0.00	2.41
	0.00	25.00	25.00	0.00	25.00	25.00	0.00	0.00	100.00
	0.00	1.92	3.45	0.00	4.00	2.78	0.00	0.00	2.41
2 X 2	0	9	1	1	0	4	0	0	15
	0.00	5.42	0.60	0.60	0.00	2.41	0.00	0.00	9.04
	0.00	60.00	6.67	6.67	0.00	26.67	0.00	0.00	100.00
	0.00	17.31	3.45	4.55	0.00	11.11	0.00	0.00	9.04
3 X 2	0	1	0	1	1	1	0	0	4
	0.00	0.60	0.00	0.60	0.60	0.60	0.00	0.00	2.41
	0.00	25.00	0.00	25.00	25.00	25.00	0.00	0.00	100.00
	0.00	1.92	0.00	4.55	4.00	2.78	0.00	0.00	2.41
3 X 3	0	10	7	3	4	8	0	0	32
	0.00	6.02	4.22	1.81	2.41	4.82	0.00	0.00	19.28
	0.00	31.25	21.88	9.38	12.50	25.00	0.00	0.00	100.00
	0.00	19.23	24.14	13.64	16.00	22.22	0.00	0.00	19.28
4 X 2	0	1	0	0	0	0	1	0	2
	0.00	0.60	0.00	0.00	0.00	0.00	0.60	0.00	1.20
	0.00	50.00	0.00	0.00	0.00	0.00	50.00	0.00	100.00
	0.00	1.92	0.00	0.00	0.00	0.00	100.00	0.00	1.20
4 X 3	0	4	2	2	6	4	0	0	18
	0.00	2.41	1.20	1.20	3.61	2.41	0.00	0.00	10.84
	0.00	22.22	11.11	11.11	33.33	22.22	0.00	0.00	100.00
	0.00	7.69	6.90	9.09	24.00	11.11	0.00	0.00	10.84
4 X 4	0	16	11	9	9	12	0	1	58
	0.00	9.64	6.63	5.42	5.42	7.23	0.00	0.60	34.94
	0.00	27.59	18.97	15.52	15.52	20.69	0.00	1.72	100.00
	0.00	30.77	37.93	40.91	36.00	33.33	0.00	100.00	34.94
5 X 4	0	5	3	1	0	1	0	0	10
	0.00	3.01	1.81	0.60	0.00	0.60	0.00	0.00	6.02
	0.00	50.00	30.00	10.00	0.00	10.00	0.00	0.00	100.00
	0.00	9.62	10.34	4.55	0.00	2.78	0.00	0.00	6.02

1994 MULE DEER ANTLER STATISTICS BY TIME PERIOD

DISTRICT 680

FREQ TOT% ROW% COL%	09/01 TO 10/22	10/23 TO 10/29	10/30 TO 11/05	11/06 TO 11/12	11/13 TO 11/19	11/20 TO 11/27	11/28 TO 01/15	UNKWN	TOTAL
ANTLSS	0	34	23	26	25	15	0	0	123
	0.00	27.64	18.70	21.14	20.33	12.20	0.00	0.00	100.00
	0.00	27.64	18.70	21.14	20.33	12.20	0.00	0.00	100.00
	0.00	100.00	100.00	100.00	100.00	100.00	0.00	0.00	100.00
1 X 1	0	0	1	0	0	2	0	0	3
	0.00	0.00	0.67	0.00	0.00	1.34	0.00	0.00	2.01
	0.00	0.00	33.33	0.00	0.00	66.67	0.00	0.00	100.00
	0.00	0.00	5.00	0.00	0.00	5.56	0.00	0.00	2.01
2 X 1	0	0	0	0	1	1	0	0	2
	0.00	0.00	0.00	0.00	0.67	0.67	0.00	0.00	1.34
	0.00	0.00	0.00	0.00	50.00	50.00	0.00	0.00	100.00
	0.00	0.00	0.00	0.00	2.70	2.78	0.00	0.00	1.34
2 X 2	0	2	2	4	7	7	0	0	22
	0.00	1.34	1.34	2.68	4.70	4.70	0.00	0.00	14.77
	0.00	9.09	9.09	18.18	31.82	31.82	0.00	0.00	100.00
	0.00	7.41	10.00	13.79	18.92	19.44	0.00	0.00	14.77
3 X 2	0	0	0	0	1	0	0	0	1
	0.00	0.00	0.00	0.00	0.67	0.00	0.00	0.00	0.67
	0.00	0.00	0.00	0.00	100.00	0.00	0.00	0.00	100.00
	0.00	0.00	0.00	0.00	2.70	0.00	0.00	0.00	0.67
3 X 3	0	8	2	6	1	1	0	0	18
	0.00	5.37	1.34	4.03	0.67	0.67	0.00	0.00	12.08
	0.00	44.44	11.11	33.33	5.56	5.56	0.00	0.00	100.00
	0.00	29.63	10.00	20.69	2.70	2.78	0.00	0.00	12.08
4 X 3	0	2	2	1	2	2	0	0	9
	0.00	1.34	1.34	0.67	1.34	1.34	0.00	0.00	6.04
	0.00	22.22	22.22	11.11	22.22	22.22	0.00	0.00	100.00
	0.00	7.41	10.00	3.45	5.41	5.56	0.00	0.00	6.04
4 X 4	0	8	8	7	9	8	0	0	40
	0.00	5.37	5.37	4.70	6.04	5.37	0.00	0.00	26.85
	0.00	20.00	20.00	17.50	22.50	20.00	0.00	0.00	100.00
	0.00	29.63	40.00	24.14	24.32	22.22	0.00	0.00	26.85
5 X 3	0	1	0	1	0	0	0	0	2
	0.00	0.67	0.00	0.67	0.00	0.00	0.00	0.00	1.34
	0.00	50.00	0.00	50.00	0.00	0.00	0.00	0.00	100.00
	0.00	3.70	0.00	3.45	0.00	0.00	0.00	0.00	1.34

1994 MULE DEER ANTLER STATISTICS BY TIME PERIOD

DISTRICT 680 (CONTINUED)

FREQ	09/01	10/23	10/30	11/06	11/13	11/20	11/28	UNKWN	TOTAL
TOT%	TO	TO	TO	TO	TO	TO	TO		
ROW%	10/22	10/29	11/05	11/12	11/19	11/27	01/15		
COL%									
TOTAL	0	27	20	29	37	36	0	0	149
ANTLRD	0.00	18.12	13.42	19.46	24.83	24.16	0.00	0.00	100.00
	0.00	18.12	13.42	19.46	24.83	24.16	0.00	0.00	100.00
	0.00	100.00	100.00	100.00	100.00	100.00	0.00	0.00	100.00

1994 MULE DEER ANTLER STATISTICS BY TIME PERIOD

DISTRICT 690

FREQ	09/01	10/23	10/30	11/06	11/13	11/20	11/28	UNKWN	TOTAL
TOT%	TO	TO	TO	TO	TO	TO	TO		
ROW%	10/22	10/29	11/05	11/12	11/19	11/27	01/15		
COL%									
ANTLSS	1	104	100	82	54	100	0	0	441
	0.23	23.58	22.68	18.59	12.24	22.68	0.00	0.00	100.00
	0.23	23.58	22.68	18.59	12.24	22.68	0.00	0.00	100.00
	100.00	100.00	100.00	100.00	100.00	100.00	0.00	0.00	100.00
1 X 1	1	3	2	3	2	4	0	0	15
	0.23	0.68	0.45	0.68	0.45	0.91	0.00	0.00	3.40
	6.67	20.00	13.33	20.00	13.33	26.67	0.00	0.00	100.00
	100.00	3.41	2.67	3.57	2.44	3.60	0.00	0.00	3.40
2 X 1	0	2	0	0	0	1	0	0	3
	0.00	0.45	0.00	0.00	0.00	0.23	0.00	0.00	0.68
	0.00	66.67	0.00	0.00	0.00	33.33	0.00	0.00	100.00
	0.00	2.27	0.00	0.00	0.00	0.90	0.00	0.00	0.68
2 X 2	0	19	14	17	9	17	0	0	76
	0.00	4.31	3.17	3.85	2.04	3.85	0.00	0.00	17.23
	0.00	25.00	18.42	22.37	11.84	22.37	0.00	0.00	100.00
	0.00	21.59	18.67	20.24	10.98	15.32	0.00	0.00	17.23
3 X 2	0	2	2	1	4	1	0	0	10
	0.00	0.45	0.45	0.23	0.91	0.23	0.00	0.00	2.27
	0.00	20.00	20.00	10.00	40.00	10.00	0.00	0.00	100.00
	0.00	2.27	2.67	1.19	4.88	0.90	0.00	0.00	2.27
3 X 3	0	8	7	14	15	15	0	0	59
	0.00	1.81	1.59	3.17	3.40	3.40	0.00	0.00	13.38
	0.00	13.56	11.86	23.73	25.42	25.42	0.00	0.00	100.00
	0.00	9.09	9.33	16.67	18.29	13.51	0.00	0.00	13.38
4 X 2	0	0	0	0	1	0	0	0	1
	0.00	0.00	0.00	0.00	0.23	0.00	0.00	0.00	0.23
	0.00	0.00	0.00	0.00	100.00	0.00	0.00	0.00	100.00
	0.00	0.00	0.00	0.00	1.22	0.00	0.00	0.00	0.23
4 X 3	0	5	5	9	6	5	0	0	30
	0.00	1.13	1.13	2.04	1.36	1.13	0.00	0.00	6.80
	0.00	16.67	16.67	30.00	20.00	16.67	0.00	0.00	100.00
	0.00	5.68	6.67	10.71	7.32	4.50	0.00	0.00	6.80
4 X 4	0	28	26	18	28	42	0	0	142
	0.00	6.35	5.90	4.08	6.35	9.52	0.00	0.00	32.20
	0.00	19.72	18.31	12.68	19.72	29.58	0.00	0.00	100.00
	0.00	31.82	34.67	21.43	34.15	37.84	0.00	0.00	32.20

1994 MULE DEER ANTLER STATISTICS BY TIME PERIOD

DISTRICT 690 (CONTINUED)

FREQ	09/01	10/23	10/30	11/06	11/13	11/20	11/28	UNKWN	TOTAL
TOT%	TO	TO	TO	TO	TO	TO	TO		
ROW%	10/22	10/29	11/05	11/12	11/19	11/27	01/15		
COL%									
TOTAL	1	88	75	84	82	111	0	0	441
ANTLRD	0.23	19.95	17.01	19.05	18.59	25.17	0.00	0.00	100.00
	0.23	19.95	17.01	19.05	18.59	25.17	0.00	0.00	100.00
	100.00	100.00	100.00	100.00	100.00	100.00	0.00	0.00	100.00

1994 MULE DEER ANTLER STATISTICS BY TIME PERIOD

DISTRICT 6XX

FREQ	09/01	10/23	10/30	11/06	11/13	11/20	11/28	UNKWN	TOTAL
TOT%	TO	TO	TO	TO	TO	TO	TO		
ROW%	10/22	10/29	11/05	11/12	11/19	11/27	01/15		
COL%									
ANTLSS	1	2	2	2	5	2	1	0	15
	6.67	13.33	13.33	13.33	33.33	13.33	6.67	0.00	100.00
	6.67	13.33	13.33	13.33	33.33	13.33	6.67	0.00	100.00
	100.00	100.00	100.00	100.00	100.00	100.00	100.00	0.00	100.00
2 X 2	0	0	2	1	1	0	0	0	4
	0.00	0.00	20.00	10.00	10.00	0.00	0.00	0.00	40.00
	0.00	0.00	50.00	25.00	25.00	0.00	0.00	0.00	100.00
	0.00	0.00	66.67	50.00	50.00	0.00	0.00	0.00	40.00
4 X 4	0	0	1	1	1	0	0	0	3
	0.00	0.00	10.00	10.00	10.00	0.00	0.00	0.00	30.00
	0.00	0.00	33.33	33.33	33.33	0.00	0.00	0.00	100.00
	0.00	0.00	33.33	50.00	50.00	0.00	0.00	0.00	30.00
5 X 4	0	1	0	0	0	0	0	0	1
	0.00	10.00	0.00	0.00	0.00	0.00	0.00	0.00	10.00
	0.00	100.00	0.00	0.00	0.00	0.00	0.00	0.00	100.00
	0.00	100.00	0.00	0.00	0.00	0.00	0.00	0.00	10.00
5 X 5	0	0	0	0	0	1	0	0	1
	0.00	0.00	0.00	0.00	0.00	10.00	0.00	0.00	10.00
	0.00	0.00	0.00	0.00	0.00	100.00	0.00	0.00	100.00
	0.00	0.00	0.00	0.00	0.00	50.00	0.00	0.00	10.00
7 X 6	0	0	0	0	0	1	0	0	1
	0.00	0.00	0.00	0.00	0.00	10.00	0.00	0.00	10.00
	0.00	0.00	0.00	0.00	0.00	100.00	0.00	0.00	100.00
	0.00	0.00	0.00	0.00	0.00	50.00	0.00	0.00	10.00
TOTAL ANTLRD	0	1	3	2	2	2	0	0	10
	0.00	10.00	30.00	20.00	20.00	20.00	0.00	0.00	100.00
	0.00	10.00	30.00	20.00	20.00	20.00	0.00	0.00	100.00
	0.00	100.00	100.00	100.00	100.00	100.00	0.00	0.00	100.00

1994 MULE DEER ANTLER STATISTICS BY TIME PERIOD

REGION 6

FREQ TOT% ROW% COL%	09/01 TO 10/22	10/23 TO 10/29	10/30 TO 11/05	11/06 TO 11/12	11/13 TO 11/19	11/20 TO 11/27	11/28 TO 01/15	UNKWN	TOTAL
ANTLSS	19	667	367	284	212	332	41	15	1937
	0.98	34.43	18.95	14.66	10.94	17.14	2.12	0.77	100.00
	0.98	34.43	18.95	14.66	10.94	17.14	2.12	0.77	100.00
	100.00	100.00	100.00	100.00	100.00	100.00	100.00	100.00	100.00
1 X -	0	0	0	0	0	1	0	0	1
	0.00	0.00	0.00	0.00	0.00	0.05	0.00	0.00	0.05
	0.00	0.00	0.00	0.00	0.00	100.00	0.00	0.00	100.00
	0.00	0.00	0.00	0.00	0.00	0.24	0.00	0.00	0.05
1 X 1	2	8	11	5	3	10	0	1	40
	0.11	0.44	0.60	0.27	0.16	0.55	0.00	0.05	2.19
	5.00	20.00	27.50	12.50	7.50	25.00	0.00	2.50	100.00
	28.57	1.78	3.65	1.68	0.87	2.40	0.00	9.09	2.19
2 X -	0	0	0	0	0	1	0	0	1
	0.00	0.00	0.00	0.00	0.00	0.05	0.00	0.00	0.05
	0.00	0.00	0.00	0.00	0.00	100.00	0.00	0.00	100.00
	0.00	0.00	0.00	0.00	0.00	0.24	0.00	0.00	0.05
2 X 1	0	2	2	2	2	3	0	0	11
	0.00	0.11	0.11	0.11	0.11	0.16	0.00	0.00	0.60
	0.00	18.18	18.18	18.18	18.18	27.27	0.00	0.00	100.00
	0.00	0.45	0.66	0.67	0.58	0.72	0.00	0.00	0.60
2 X 2	2	87	53	53	33	61	0	2	291
	0.11	4.76	2.90	2.90	1.81	3.34	0.00	0.11	15.94
	0.69	29.90	18.21	18.21	11.34	20.96	0.00	0.69	100.00
	28.57	19.38	17.61	17.85	9.62	14.63	0.00	18.18	15.94
3 X -	0	0	0	0	0	0	0	1	1
	0.00	0.00	0.00	0.00	0.00	0.00	0.00	0.05	0.05
	0.00	0.00	0.00	0.00	0.00	0.00	0.00	100.00	100.00
	0.00	0.00	0.00	0.00	0.00	0.00	0.00	9.09	0.05
3 X 1	0	0	0	0	1	0	0	0	1
	0.00	0.00	0.00	0.00	0.05	0.00	0.00	0.00	0.05
	0.00	0.00	0.00	0.00	100.00	0.00	0.00	0.00	100.00
	0.00	0.00	0.00	0.00	0.29	0.00	0.00	0.00	0.05
3 X 2	0	16	7	5	8	9	0	0	45
	0.00	0.88	0.38	0.27	0.44	0.49	0.00	0.00	2.46
	0.00	35.56	15.56	11.11	17.78	20.00	0.00	0.00	100.00
	0.00	3.56	2.33	1.68	2.33	2.16	0.00	0.00	2.46

1994 MULE DEER ANTLER STATISTICS BY TIME PERIOD

REGION 6 (CONTINUED)

FREQ	09/01	10/23	10/30	11/06	11/13	11/20	11/28	UNKWN	TOTAL
TOT%	TO	TO	TO	TO	TO	TO	TO		
ROW%	10/22	10/29	11/05	11/12	11/19	11/27	01/15		
COL%									
3 X 3	1	72	43	50	44	59	0	1	270
	0.05	3.94	2.35	2.74	2.41	3.23	0.00	0.05	14.79
	0.37	26.67	15.93	18.52	16.30	21.85	0.00	0.37	100.00
	14.29	16.04	14.29	16.84	12.83	14.15	0.00	9.09	14.79
4 X -	0	0	0	0	0	0	0	1	1
	0.00	0.00	0.00	0.00	0.00	0.00	0.00	0.05	0.05
	0.00	0.00	0.00	0.00	0.00	0.00	0.00	100.00	100.00
	0.00	0.00	0.00	0.00	0.00	0.00	0.00	9.09	0.05
4 X 1	0	1	0	0	1	0	0	0	2
	0.00	0.05	0.00	0.00	0.05	0.00	0.00	0.00	0.11
	0.00	50.00	0.00	0.00	50.00	0.00	0.00	0.00	100.00
	0.00	0.22	0.00	0.00	0.29	0.00	0.00	0.00	0.11
4 X 2	0	1	0	0	1	1	1	0	4
	0.00	0.05	0.00	0.00	0.05	0.05	0.05	0.00	0.22
	0.00	25.00	0.00	0.00	25.00	25.00	25.00	0.00	100.00
	0.00	0.22	0.00	0.00	0.29	0.24	100.00	0.00	0.22
4 X 3	2	27	18	26	35	29	0	1	138
	0.11	1.48	0.99	1.42	1.92	1.59	0.00	0.05	7.56
	1.45	19.57	13.04	18.84	25.36	21.01	0.00	0.72	100.00
	28.57	6.01	5.98	8.75	10.20	6.95	0.00	9.09	7.56
4 X 4	0	135	100	89	112	134	0	2	572
	0.00	7.39	5.48	4.87	6.13	7.34	0.00	0.11	31.33
	0.00	23.60	17.48	15.56	19.58	23.43	0.00	0.35	100.00
	0.00	30.07	33.22	29.97	32.65	32.13	0.00	18.18	31.33
5 X 2	0	0	0	1	0	0	0	0	1
	0.00	0.00	0.00	0.05	0.00	0.00	0.00	0.00	0.05
	0.00	0.00	0.00	100.00	0.00	0.00	0.00	0.00	100.00
	0.00	0.00	0.00	0.34	0.00	0.00	0.00	0.00	0.05
5 X 3	0	1	1	1	3	2	0	0	8
	0.00	0.05	0.05	0.05	0.16	0.11	0.00	0.00	0.44
	0.00	12.50	12.50	12.50	37.50	25.00	0.00	0.00	100.00
	0.00	0.22	0.33	0.34	0.87	0.48	0.00	0.00	0.44
5 X 4	0	39	17	13	23	27	0	0	119
	0.00	2.14	0.93	0.71	1.26	1.48	0.00	0.00	6.52
	0.00	32.77	14.29	10.92	19.33	22.69	0.00	0.00	100.00
	0.00	8.69	5.65	4.38	6.71	6.47	0.00	0.00	6.52

1994 MULE DEER ANTLER STATISTICS BY TIME PERIOD

REGION 6 (CONTINUED)

FREQ TOT% ROW% COL%	09/01 TO 10/22	10/23 TO 10/29	10/30 TO 11/05	11/06 TO 11/12	11/13 TO 11/19	11/20 TO 11/27	11/28 TO 01/15	UNKWN	TOTAL
5 X 5	0 0.00 0.00 0.00	42 2.30 20.59 9.35	28 1.53 13.73 9.30	36 1.97 17.65 12.12	51 2.79 25.00 14.87	46 2.52 22.55 11.03	0 0.00 0.00 0.00	1 0.05 0.49 9.09	204 11.17 100.00 11.17
6 X 2	0 0.00 0.00 0.00	0 0.00 0.00 0.00	1 0.05 100.00 0.33	0 0.00 0.00 0.00	0 0.00 0.00 0.00	0 0.00 0.00 0.00	0 0.00 0.00 0.00	0 0.00 0.00 0.00	1 0.05 100.00 0.05
6 X 4	0 0.00 0.00 0.00	1 0.05 11.11 0.22	1 0.05 11.11 0.33	3 0.16 33.33 1.01	2 0.11 22.22 0.58	2 0.11 22.22 0.48	0 0.00 0.00 0.00	0 0.00 0.00 0.00	9 0.49 100.00 0.49
6 X 5	0 0.00 0.00 0.00	7 0.38 15.22 1.56	9 0.49 19.57 2.99	6 0.33 13.04 2.02	9 0.49 19.57 2.62	14 0.77 30.43 3.36	0 0.00 0.00 0.00	1 0.05 2.17 9.09	46 2.52 100.00 2.52
6 X 6	0 0.00 0.00 0.00	2 0.11 10.53 0.45	3 0.16 15.79 1.00	3 0.16 15.79 1.01	3 0.16 15.79 0.87	8 0.44 42.11 1.92	0 0.00 0.00 0.00	0 0.00 0.00 0.00	19 1.04 100.00 1.04
7 X 3	0 0.00 0.00 0.00	1 0.05 100.00 0.22	0 0.00 0.00 0.00	0 0.00 0.00 0.00	0 0.00 0.00 0.00	0 0.00 0.00 0.00	0 0.00 0.00 0.00	0 0.00 0.00 0.00	1 0.05 100.00 0.05
7 X 4	0 0.00 0.00 0.00	0 0.00 0.00 0.00	0 0.00 0.00 0.00	0 0.00 0.00 0.00	1 0.05 100.00 0.29	0 0.00 0.00 0.00	0 0.00 0.00 0.00	0 0.00 0.00 0.00	1 0.05 100.00 0.05
7 X 5	0 0.00 0.00 0.00	1 0.05 16.67 0.22	2 0.11 33.33 0.66	0 0.00 0.00 0.00	1 0.05 16.67 0.29	2 0.11 33.33 0.48	0 0.00 0.00 0.00	0 0.00 0.00 0.00	6 0.33 100.00 0.33
7 X 6	0 0.00 0.00 0.00	2 0.11 11.76 0.45	4 0.22 23.53 1.33	2 0.11 11.76 0.67	5 0.27 29.41 1.46	4 0.22 23.53 0.96	0 0.00 0.00 0.00	0 0.00 0.00 0.00	17 0.93 100.00 0.93

1994 MULE DEER ANTLER STATISTICS BY TIME PERIOD

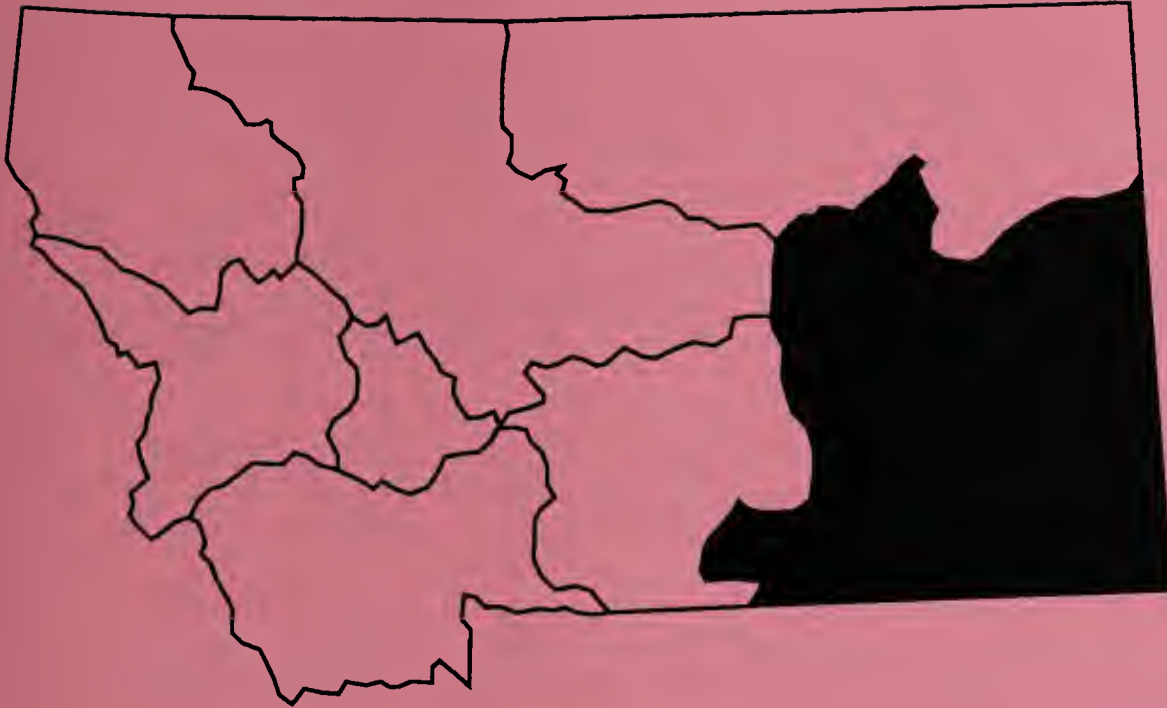
REGION 6 (CONTINUED)

FREQ	09/01	10/23	10/30	11/06	11/13	11/20	11/28	UNKWN	TOTAL
TOT%	TO	TO	TO	TO	TO	TO	TO		
ROW%	10/22	10/29	11/05	11/12	11/19	11/27	01/15		
COL%									
7 X 7	0	0	0	0	1	1	0	0	2
	0.00	0.00	0.00	0.00	0.05	0.05	0.00	0.00	0.11
	0.00	0.00	0.00	0.00	50.00	50.00	0.00	0.00	100.00
	0.00	0.00	0.00	0.00	0.29	0.24	0.00	0.00	0.11
8 X 5	0	1	0	0	0	0	0	0	1
	0.00	0.05	0.00	0.00	0.00	0.00	0.00	0.00	0.05
	0.00	100.00	0.00	0.00	0.00	0.00	0.00	0.00	100.00
	0.00	0.22	0.00	0.00	0.00	0.00	0.00	0.00	0.05
8 X 6	0	1	1	0	0	1	0	0	3
	0.00	0.05	0.05	0.00	0.00	0.05	0.00	0.00	0.16
	0.00	33.33	33.33	0.00	0.00	33.33	0.00	0.00	100.00
	0.00	0.22	0.33	0.00	0.00	0.24	0.00	0.00	0.16
8 X 7	0	0	0	1	1	0	0	0	2
	0.00	0.00	0.00	0.05	0.05	0.00	0.00	0.00	0.11
	0.00	0.00	0.00	50.00	50.00	0.00	0.00	0.00	100.00
	0.00	0.00	0.00	0.34	0.29	0.00	0.00	0.00	0.11
9 X 4	0	1	0	0	0	0	0	0	1
	0.00	0.05	0.00	0.00	0.00	0.00	0.00	0.00	0.05
	0.00	100.00	0.00	0.00	0.00	0.00	0.00	0.00	100.00
	0.00	0.22	0.00	0.00	0.00	0.00	0.00	0.00	0.05
9 X 5	0	0	0	0	1	0	0	0	1
	0.00	0.00	0.00	0.00	0.05	0.00	0.00	0.00	0.05
	0.00	0.00	0.00	0.00	100.00	0.00	0.00	0.00	100.00
	0.00	0.00	0.00	0.00	0.29	0.00	0.00	0.00	0.05
9 X 6	0	0	0	0	1	1	0	0	2
	0.00	0.00	0.00	0.00	0.05	0.05	0.00	0.00	0.11
	0.00	0.00	0.00	0.00	50.00	50.00	0.00	0.00	100.00
	0.00	0.00	0.00	0.00	0.29	0.24	0.00	0.00	0.11
9 X 7	0	1	0	0	0	0	0	0	1
	0.00	0.05	0.00	0.00	0.00	0.00	0.00	0.00	0.05
	0.00	100.00	0.00	0.00	0.00	0.00	0.00	0.00	100.00
	0.00	0.22	0.00	0.00	0.00	0.00	0.00	0.00	0.05
9 X 8	0	0	0	1	0	0	0	0	1
	0.00	0.00	0.00	0.05	0.00	0.00	0.00	0.00	0.05
	0.00	0.00	0.00	100.00	0.00	0.00	0.00	0.00	100.00
	0.00	0.00	0.00	0.34	0.00	0.00	0.00	0.00	0.05

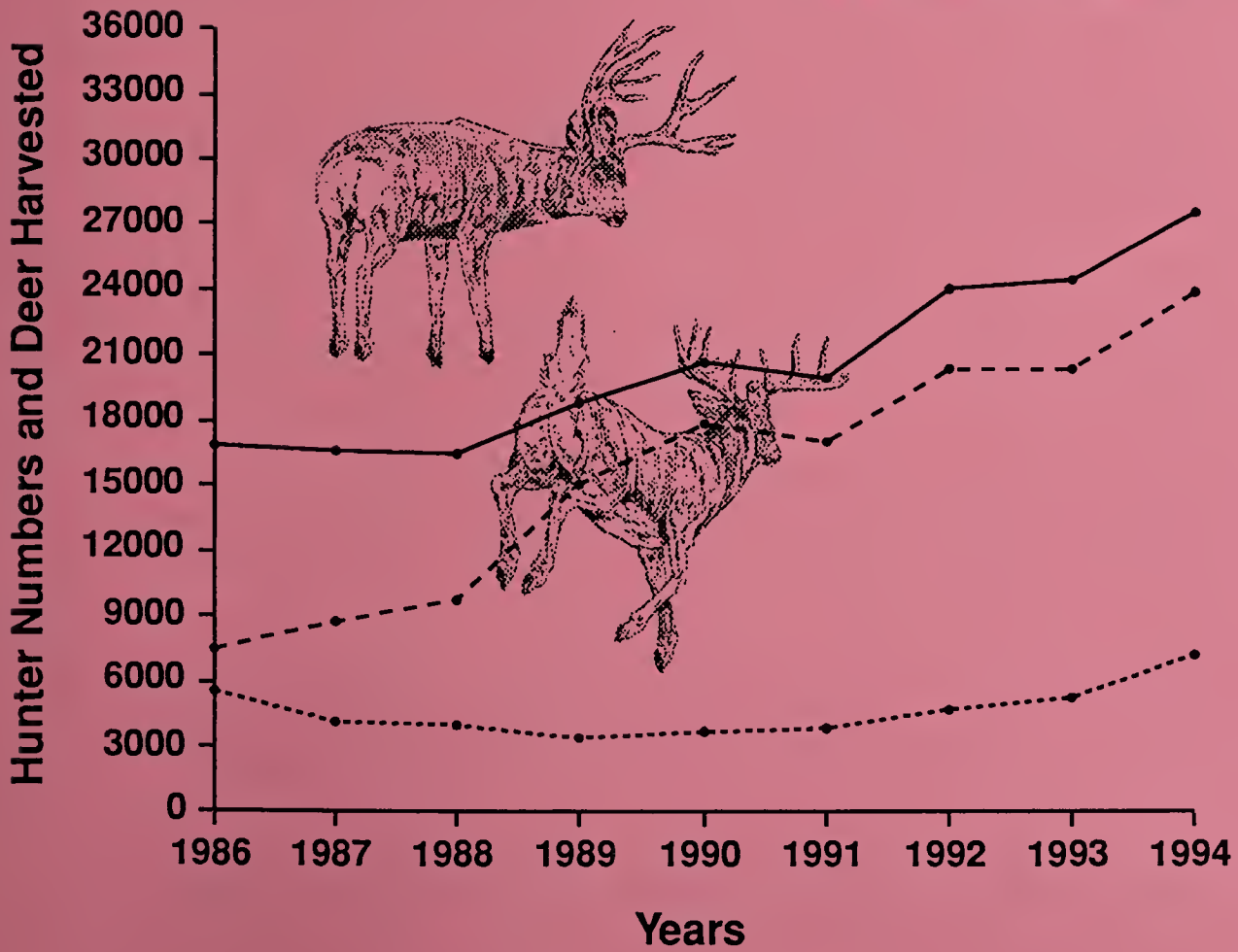
REGION

7

DEER



- Hunters
- White-tailed Deer Harvested
- - - Mule Deer Harvested





1994 MULE DEER ANTLER STATISTICS BY TIME PERIOD

DISTRICT 700

FREQ	09/01	10/23	10/30	11/06	11/13	11/20	11/28	UNKWN	TOTAL
TOT%	TO	TO	TO	TO	TO	TO	TO		
ROW%	10/22	10/29	11/05	11/12	11/19	11/27	01/15		
COL%									
ANTLSS	6	194	57	45	65	64	4	7	442
	1.36	43.89	12.90	10.18	14.71	14.48	0.90	1.58	100.00
	1.36	43.89	12.90	10.18	14.71	14.48	0.90	1.58	100.00
	100.00	100.00	100.00	100.00	100.00	100.00	100.00	100.00	100.00
1 X 1	1	1	1	0	1	0	0	0	4
	0.20	0.20	0.20	0.00	0.20	0.00	0.00	0.00	0.80
	25.00	25.00	25.00	0.00	25.00	0.00	0.00	0.00	100.00
	20.00	0.68	1.47	0.00	0.91	0.00	0.00	0.00	0.80
2 X 2	1	26	7	7	6	10	0	0	57
	0.20	5.17	1.39	1.39	1.19	1.99	0.00	0.00	11.33
	1.75	45.61	12.28	12.28	10.53	17.54	0.00	0.00	100.00
	20.00	17.57	10.29	9.46	5.45	10.42	0.00	0.00	11.33
3 X 2	0	4	0	1	3	4	0	0	12
	0.00	0.80	0.00	0.20	0.60	0.80	0.00	0.00	2.39
	0.00	33.33	0.00	8.33	25.00	33.33	0.00	0.00	100.00
	0.00	2.70	0.00	1.35	2.73	4.17	0.00	0.00	2.39
3 X 3	0	22	15	7	11	13	0	1	69
	0.00	4.37	2.98	1.39	2.19	2.58	0.00	0.20	13.72
	0.00	31.88	21.74	10.14	15.94	18.84	0.00	1.45	100.00
	0.00	14.86	22.06	9.46	10.00	13.54	0.00	50.00	13.72
4 X 2	0	0	1	0	1	0	0	0	2
	0.00	0.00	0.20	0.00	0.20	0.00	0.00	0.00	0.40
	0.00	0.00	50.00	0.00	50.00	0.00	0.00	0.00	100.00
	0.00	0.00	1.47	0.00	0.91	0.00	0.00	0.00	0.40
4 X 3	0	13	3	7	7	8	0	0	38
	0.00	2.58	0.60	1.39	1.39	1.59	0.00	0.00	7.55
	0.00	34.21	7.89	18.42	18.42	21.05	0.00	0.00	100.00
	0.00	8.78	4.41	9.46	6.36	8.33	0.00	0.00	7.55
4 X 4	1	51	20	30	42	28	0	0	172
	0.20	10.14	3.98	5.96	8.35	5.57	0.00	0.00	34.19
	0.58	29.65	11.63	17.44	24.42	16.28	0.00	0.00	100.00
	20.00	34.46	29.41	40.54	38.18	29.17	0.00	0.00	34.19
5 X 3	0	0	1	2	2	1	0	0	6
	0.00	0.00	0.20	0.40	0.40	0.20	0.00	0.00	1.19
	0.00	0.00	16.67	33.33	33.33	16.67	0.00	0.00	100.00
	0.00	0.00	1.47	2.70	1.82	1.04	0.00	0.00	1.19

1994 MULE DEER ANTLER STATISTICS BY TIME PERIOD

DISTRICT 700 (CONTINUED)

FREQ	09/01	10/23	10/30	11/06	11/13	11/20	11/28	UNKWN	TOTAL
TOT%	TO	TO	TO	TO	TO	TO	TO		
ROW%	10/22	10/29	11/05	11/12	11/19	11/27	01/15		
COL%									
5 X 4	0	5	3	3	8	6	0	0	25
	0.00	0.99	0.60	0.60	1.59	1.19	0.00	0.00	4.97
	0.00	20.00	12.00	12.00	32.00	24.00	0.00	0.00	100.00
	0.00	3.38	4.41	4.05	7.27	6.25	0.00	0.00	4.97
5 X 5	1	18	13	15	20	15	0	1	83
	0.20	3.58	2.58	2.98	3.98	2.98	0.00	0.20	16.50
	1.20	21.69	15.66	18.07	24.10	18.07	0.00	1.20	100.00
	20.00	12.16	19.12	20.27	18.18	15.63	0.00	50.00	16.50
6 X 4	0	1	0	0	1	0	0	0	2
	0.00	0.20	0.00	0.00	0.20	0.00	0.00	0.00	0.40
	0.00	50.00	0.00	0.00	50.00	0.00	0.00	0.00	100.00
	0.00	0.68	0.00	0.00	0.91	0.00	0.00	0.00	0.40
6 X 5	1	4	1	1	2	5	0	0	14
	0.20	0.80	0.20	0.20	0.40	0.99	0.00	0.00	2.78
	7.14	28.57	7.14	7.14	14.29	35.71	0.00	0.00	100.00
	20.00	2.70	1.47	1.35	1.82	5.21	0.00	0.00	2.78
6 X 6	0	3	0	0	3	1	0	0	7
	0.00	0.60	0.00	0.00	0.60	0.20	0.00	0.00	1.39
	0.00	42.86	0.00	0.00	42.86	14.29	0.00	0.00	100.00
	0.00	2.03	0.00	0.00	2.73	1.04	0.00	0.00	1.39
7 X 5	0	0	2	0	1	1	0	0	4
	0.00	0.00	0.40	0.00	0.20	0.20	0.00	0.00	0.80
	0.00	0.00	50.00	0.00	25.00	25.00	0.00	0.00	100.00
	0.00	0.00	2.94	0.00	0.91	1.04	0.00	0.00	0.80
7 X 6	0	0	1	0	2	3	0	0	6
	0.00	0.00	0.20	0.00	0.40	0.60	0.00	0.00	1.19
	0.00	0.00	16.67	0.00	33.33	50.00	0.00	0.00	100.00
	0.00	0.00	1.47	0.00	1.82	3.13	0.00	0.00	1.19
7 X 7	0	0	0	1	0	0	0	0	1
	0.00	0.00	0.00	0.20	0.00	0.00	0.00	0.00	0.20
	0.00	0.00	0.00	100.00	0.00	0.00	0.00	0.00	100.00
	0.00	0.00	0.00	1.35	0.00	0.00	0.00	0.00	0.20
8 X 7	0	0	0	0	0	1	0	0	1
	0.00	0.00	0.00	0.00	0.00	0.20	0.00	0.00	0.20
	0.00	0.00	0.00	0.00	0.00	100.00	0.00	0.00	100.00
	0.00	0.00	0.00	0.00	0.00	1.04	0.00	0.00	0.20

1994 MULE DEER ANTLER STATISTICS BY TIME PERIOD

DISTRICT 700 (CONTINUED)

FREQ	09/01	10/23	10/30	11/06	11/13	11/20	11/28	UNKWN	TOTAL
TOT%	TO	TO	TO	TO	TO	TO	TO		
ROW%	10/22	10/29	11/05	11/12	11/19	11/27	01/15		
COL%									
TOTAL	5	148	68	74	110	96	0	2	503
ANTLRD	0.99	29.42	13.52	14.71	21.87	19.09	0.00	0.40	100.00
	0.99	29.42	13.52	14.71	21.87	19.09	0.00	0.40	100.00
	100.00	100.00	100.00	100.00	100.00	100.00	0.00	100.00	100.00

1994 MULE DEER ANTLER STATISTICS BY TIME PERIOD

DISTRICT 701

FREQ	09/01	10/23	10/30	11/06	11/13	11/20	11/28	UNKWN	TOTAL
TOT%	TO	TO	TO	TO	TO	TO	TO		
ROW%	10/22	10/29	11/05	11/12	11/19	11/27	01/15		
COL%									
ANTLSS	4	135	64	60	44	63	1	3	374
	1.07	36.10	17.11	16.04	11.76	16.84	0.27	0.80	100.00
	1.07	36.10	17.11	16.04	11.76	16.84	0.27	0.80	100.00
	100.00	100.00	100.00	100.00	100.00	100.00	100.00	100.00	100.00
1 X 1	1	3	1	0	1	1	0	0	7
	0.24	0.73	0.24	0.00	0.24	0.24	0.00	0.00	1.71
	14.29	42.86	14.29	0.00	14.29	14.29	0.00	0.00	100.00
	33.33	2.73	1.54	0.00	1.22	1.19	0.00	0.00	1.71
2 X -	0	0	0	0	1	0	0	0	1
	0.00	0.00	0.00	0.00	0.24	0.00	0.00	0.00	0.24
	0.00	0.00	0.00	0.00	100.00	0.00	0.00	0.00	100.00
	0.00	0.00	0.00	0.00	1.22	0.00	0.00	0.00	0.24
2 X 1	0	1	2	0	0	0	0	0	3
	0.00	0.24	0.49	0.00	0.00	0.00	0.00	0.00	0.73
	0.00	33.33	66.67	0.00	0.00	0.00	0.00	0.00	100.00
	0.00	0.91	3.08	0.00	0.00	0.00	0.00	0.00	0.73
2 X 2	0	12	8	7	10	7	0	0	44
	0.00	2.93	1.95	1.71	2.44	1.71	0.00	0.00	10.73
	0.00	27.27	18.18	15.91	22.73	15.91	0.00	0.00	100.00
	0.00	10.91	12.31	10.94	12.20	8.33	0.00	0.00	10.73
3 X 2	1	3	3	3	1	0	0	0	11
	0.24	0.73	0.73	0.73	0.24	0.00	0.00	0.00	2.68
	9.09	27.27	27.27	27.27	9.09	0.00	0.00	0.00	100.00
	33.33	2.73	4.62	4.69	1.22	0.00	0.00	0.00	2.68
3 X 3	0	18	6	12	15	19	0	0	70
	0.00	4.39	1.46	2.93	3.66	4.63	0.00	0.00	17.07
	0.00	25.71	8.57	17.14	21.43	27.14	0.00	0.00	100.00
	0.00	16.36	9.23	18.75	18.29	22.62	0.00	0.00	17.07
4 X 2	0	1	0	0	1	0	0	0	2
	0.00	0.24	0.00	0.00	0.24	0.00	0.00	0.00	0.49
	0.00	50.00	0.00	0.00	50.00	0.00	0.00	0.00	100.00
	0.00	0.91	0.00	0.00	1.22	0.00	0.00	0.00	0.49
4 X 3	0	13	2	6	4	5	0	0	30
	0.00	3.17	0.49	1.46	0.98	1.22	0.00	0.00	7.32
	0.00	43.33	6.67	20.00	13.33	16.67	0.00	0.00	100.00
	0.00	11.82	3.08	9.38	4.88	5.95	0.00	0.00	7.32

1994 MULE DEER ANTLER STATISTICS BY TIME PERIOD

DISTRICT 701 (CONTINUED)

FREQ TOT% ROW% COL%	09/01 TO 10/22	10/23 TO 10/29	10/30 TO 11/05	11/06 TO 11/12	11/13 TO 11/19	11/20 TO 11/27	11/28 TO 01/15	UNKWN	TOTAL
4 X 4	0 0.00 0.00 0.00	29 7.07 20.71 26.36	26 6.34 18.57 40.00	23 5.61 16.43 35.94	33 8.05 23.57 40.24	27 6.59 19.29 32.14	1 0.24 0.71 100.00	1 0.24 0.71 100.00	140 34.15 100.00 34.15
5 X 2	0 0.00 0.00 0.00	0 0.00 0.00 0.00	1 0.24 100.00 1.54	0 0.00 0.00 0.00	0 0.00 0.00 0.00	0 0.00 0.00 0.00	0 0.00 0.00 0.00	0 0.00 0.00 0.00	1 0.24 100.00 0.24
5 X 4	0 0.00 0.00 0.00	9 2.20 33.33 8.18	5 1.22 18.52 7.69	3 0.73 11.11 4.69	6 1.46 22.22 7.32	4 0.98 14.81 4.76	0 0.00 0.00 0.00	0 0.00 0.00 0.00	27 6.59 100.00 6.59
5 X 5	0 0.00 0.00 0.00	13 3.17 23.64 11.82	8 1.95 14.55 12.31	9 2.20 16.36 14.06	9 2.20 16.36 10.98	16 3.90 29.09 19.05	0 0.00 0.00 0.00	0 0.00 0.00 0.00	55 13.41 100.00 13.41
6 X 2	0 0.00 0.00 0.00	1 0.24 100.00 0.91	0 0.00 0.00 0.00	0 0.00 0.00 0.00	0 0.00 0.00 0.00	0 0.00 0.00 0.00	0 0.00 0.00 0.00	0 0.00 0.00 0.00	1 0.24 100.00 0.24
6 X 4	1 0.24 50.00 33.33	0 0.00 0.00 0.00	0 0.00 0.00 0.00	1 0.24 50.00 1.56	0 0.00 0.00 0.00	0 0.00 0.00 0.00	0 0.00 0.00 0.00	0 0.00 0.00 0.00	2 0.49 100.00 0.49
6 X 5	0 0.00 0.00 0.00	3 0.73 42.86 2.73	2 0.49 28.57 3.08	0 0.00 0.00 0.00	1 0.24 14.29 1.22	1 0.24 14.29 1.19	0 0.00 0.00 0.00	0 0.00 0.00 0.00	7 1.71 100.00 1.71
6 X 6	0 0.00 0.00 0.00	0 0.00 0.00 0.00	1 0.24 50.00 1.54	0 0.00 0.00 0.00	0 0.00 0.00 0.00	1 0.24 50.00 1.19	0 0.00 0.00 0.00	0 0.00 0.00 0.00	2 0.49 100.00 0.49
7 X 5	0 0.00 0.00 0.00	1 0.24 50.00 0.91	0 0.00 0.00 0.00	0 0.00 0.00 0.00	0 0.00 0.00 0.00	1 0.24 50.00 1.19	0 0.00 0.00 0.00	0 0.00 0.00 0.00	2 0.49 100.00 0.49

1994 MULE DEER ANTLER STATISTICS BY TIME PERIOD

DISTRICT 702

FREQ	09/01	10/23	10/30	11/06	11/13	11/20	11/28	UNKWN	TOTAL
TOT%	TO	TO	TO	TO	TO	TO	TO		
ROW%	TO	TO	TO	TO	TO	TO	TO		
COL%	10/22	10/29	11/05	11/12	11/19	11/27	01/15		
ANTLSS	5	60	37	48	60	101	0	5	316
	1.58	18.99	11.71	15.19	18.99	31.96	0.00	1.58	100.00
	1.58	18.99	11.71	15.19	18.99	31.96	0.00	1.58	100.00
	100.00	100.00	100.00	100.00	100.00	100.00	0.00	100.00	100.00
1 X 1	0	0	0	0	2	2	0	0	4
	0.00	0.00	0.00	0.00	0.55	0.55	0.00	0.00	1.09
	0.00	0.00	0.00	0.00	50.00	50.00	0.00	0.00	100.00
	0.00	0.00	0.00	0.00	2.30	1.74	0.00	0.00	1.09
2 X -	0	0	1	0	0	0	0	0	1
	0.00	0.00	0.27	0.00	0.00	0.00	0.00	0.00	0.27
	0.00	0.00	100.00	0.00	0.00	0.00	0.00	0.00	100.00
	0.00	0.00	2.22	0.00	0.00	0.00	0.00	0.00	0.27
2 X 2	0	6	3	4	10	17	0	0	40
	0.00	1.64	0.82	1.09	2.73	4.64	0.00	0.00	10.93
	0.00	15.00	7.50	10.00	25.00	42.50	0.00	0.00	100.00
	0.00	14.29	6.67	5.26	11.49	14.78	0.00	0.00	10.93
3 X 2	0	2	1	1	1	3	0	0	8
	0.00	0.55	0.27	0.27	0.27	0.82	0.00	0.00	2.19
	0.00	25.00	12.50	12.50	12.50	37.50	0.00	0.00	100.00
	0.00	4.76	2.22	1.32	1.15	2.61	0.00	0.00	2.19
3 X 3	0	7	6	10	15	8	0	0	46
	0.00	1.91	1.64	2.73	4.10	2.19	0.00	0.00	12.57
	0.00	15.22	13.04	21.74	32.61	17.39	0.00	0.00	100.00
	0.00	16.67	13.33	13.16	17.24	6.96	0.00	0.00	12.57
4 X 2	0	0	1	0	0	1	0	0	2
	0.00	0.00	0.27	0.00	0.00	0.27	0.00	0.00	0.55
	0.00	0.00	50.00	0.00	0.00	50.00	0.00	0.00	100.00
	0.00	0.00	2.22	0.00	0.00	0.87	0.00	0.00	0.55
4 X 3	1	4	1	3	8	10	0	0	27
	0.27	1.09	0.27	0.82	2.19	2.73	0.00	0.00	7.38
	3.70	14.81	3.70	11.11	29.63	37.04	0.00	0.00	100.00
	100.00	9.52	2.22	3.95	9.20	8.70	0.00	0.00	7.38
4 X 4	0	9	17	21	24	31	0	0	102
	0.00	2.46	4.64	5.74	6.56	8.47	0.00	0.00	27.87
	0.00	8.82	16.67	20.59	23.53	30.39	0.00	0.00	100.00
	0.00	21.43	37.78	27.63	27.59	26.96	0.00	0.00	27.87

1994 MULE DEER ANTLER STATISTICS BY TIME PERIOD

DISTRICT 702 (CONTINUED)

FREQ	09/01	10/23	10/30	11/06	11/13	11/20	11/28	UNKWN	TOTAL
TOT%	TO	TO	TO	TO	TO	TO	TO		
ROW%	10/22	10/29	11/05	11/12	11/19	11/27	01/15		
COL%									
5 X 3	0	0	0	2	0	0	0	0	2
	0.00	0.00	0.00	0.55	0.00	0.00	0.00	0.00	0.55
	0.00	0.00	0.00	100.00	0.00	0.00	0.00	0.00	100.00
	0.00	0.00	0.00	2.63	0.00	0.00	0.00	0.00	0.55
5 X 4	0	1	2	9	9	13	0	0	34
	0.00	0.27	0.55	2.46	2.46	3.55	0.00	0.00	9.29
	0.00	2.94	5.88	26.47	26.47	38.24	0.00	0.00	100.00
	0.00	2.38	4.44	11.84	10.34	11.30	0.00	0.00	9.29
5 X 5	0	10	7	17	10	23	0	0	67
	0.00	2.73	1.91	4.64	2.73	6.28	0.00	0.00	18.31
	0.00	14.93	10.45	25.37	14.93	34.33	0.00	0.00	100.00
	0.00	23.81	15.56	22.37	11.49	20.00	0.00	0.00	18.31
6 X 3	0	0	0	2	0	0	0	0	2
	0.00	0.00	0.00	0.55	0.00	0.00	0.00	0.00	0.55
	0.00	0.00	0.00	100.00	0.00	0.00	0.00	0.00	100.00
	0.00	0.00	0.00	2.63	0.00	0.00	0.00	0.00	0.55
6 X 4	0	0	0	1	0	0	0	0	1
	0.00	0.00	0.00	0.27	0.00	0.00	0.00	0.00	0.27
	0.00	0.00	0.00	100.00	0.00	0.00	0.00	0.00	100.00
	0.00	0.00	0.00	1.32	0.00	0.00	0.00	0.00	0.27
6 X 5	0	1	4	3	5	4	0	0	17
	0.00	0.27	1.09	0.82	1.37	1.09	0.00	0.00	4.64
	0.00	5.88	23.53	17.65	29.41	23.53	0.00	0.00	100.00
	0.00	2.38	8.89	3.95	5.75	3.48	0.00	0.00	4.64
6 X 6	0	0	1	1	0	1	0	0	3
	0.00	0.00	0.27	0.27	0.00	0.27	0.00	0.00	0.82
	0.00	0.00	33.33	33.33	0.00	33.33	0.00	0.00	100.00
	0.00	0.00	2.22	1.32	0.00	0.87	0.00	0.00	0.82
7 X 4	0	0	1	0	0	0	0	0	1
	0.00	0.00	0.27	0.00	0.00	0.00	0.00	0.00	0.27
	0.00	0.00	100.00	0.00	0.00	0.00	0.00	0.00	100.00
	0.00	0.00	2.22	0.00	0.00	0.00	0.00	0.00	0.27
7 X 5	0	1	0	1	0	0	0	0	2
	0.00	0.27	0.00	0.27	0.00	0.00	0.00	0.00	0.55
	0.00	50.00	0.00	50.00	0.00	0.00	0.00	0.00	100.00
	0.00	2.38	0.00	1.32	0.00	0.00	0.00	0.00	0.55

1994 MULE DEER ANTLER STATISTICS BY TIME PERIOD

DISTRICT 702 (CONTINUED)

FREQ	09/01	10/23	10/30	11/06	11/13	11/20	11/28	UNKWN	TOTAL
TOT%	TO	TO	TO	TO	TO	TO	TO		
ROW%	10/22	10/29	11/05	11/12	11/19	11/27	01/15		
COL%									
7 X 6	0	0	0	0	1	1	0	0	2
	0.00	0.00	0.00	0.00	0.27	0.27	0.00	0.00	0.55
	0.00	0.00	0.00	0.00	50.00	50.00	0.00	0.00	100.00
	0.00	0.00	0.00	0.00	1.15	0.87	0.00	0.00	0.55
7 X 7	0	0	0	0	1	0	0	0	1
	0.00	0.00	0.00	0.00	0.27	0.00	0.00	0.00	0.27
	0.00	0.00	0.00	0.00	100.00	0.00	0.00	0.00	100.00
	0.00	0.00	0.00	0.00	1.15	0.00	0.00	0.00	0.27
8 X 7	0	1	0	0	0	0	0	0	1
	0.00	0.27	0.00	0.00	0.00	0.00	0.00	0.00	0.27
	0.00	100.00	0.00	0.00	0.00	0.00	0.00	0.00	100.00
	0.00	2.38	0.00	0.00	0.00	0.00	0.00	0.00	0.27
9 X 6	0	0	0	0	1	1	0	0	2
	0.00	0.00	0.00	0.00	0.27	0.27	0.00	0.00	0.55
	0.00	0.00	0.00	0.00	50.00	50.00	0.00	0.00	100.00
	0.00	0.00	0.00	0.00	1.15	0.87	0.00	0.00	0.55
9 X 8	0	0	0	1	0	0	0	0	1
	0.00	0.00	0.00	0.27	0.00	0.00	0.00	0.00	0.27
	0.00	0.00	0.00	100.00	0.00	0.00	0.00	0.00	100.00
	0.00	0.00	0.00	1.32	0.00	0.00	0.00	0.00	0.27
TOTAL	1	42	45	76	87	115	0	0	366
ANTLRD	0.27	11.48	12.30	20.77	23.77	31.42	0.00	0.00	100.00
	0.27	11.48	12.30	20.77	23.77	31.42	0.00	0.00	100.00
	100.00	100.00	100.00	100.00	100.00	100.00	0.00	0.00	100.00

1994 MULE DEER ANTLER STATISTICS BY TIME PERIOD

DISTRICT 703

FREQ TOT% ROW% COL%	09/01 TO 10/22	10/23 TO 10/29	10/30 TO 11/05	11/06 TO 11/12	11/13 TO 11/19	11/20 TO 11/27	11/28 TO 01/15	UNKWN	TOTAL
ANTLSS	10	147	55	60	53	76	1	1	403
	2.48	36.48	13.65	14.89	13.15	18.86	0.25	0.25	100.00
	2.48	36.48	13.65	14.89	13.15	18.86	0.25	0.25	100.00
	100.00	100.00	100.00	100.00	100.00	100.00	100.00	100.00	100.00
1 X 1	0	2	3	0	1	3	0	0	9
	0.00	0.44	0.66	0.00	0.22	0.66	0.00	0.00	1.97
	0.00	22.22	33.33	0.00	11.11	33.33	0.00	0.00	100.00
	0.00	2.20	5.77	0.00	1.19	2.26	0.00	0.00	1.97
2 X 1	1	0	0	0	0	0	0	0	1
	0.22	0.00	0.00	0.00	0.00	0.00	0.00	0.00	0.22
	100.00	0.00	0.00	0.00	0.00	0.00	0.00	0.00	100.00
	16.67	0.00	0.00	0.00	0.00	0.00	0.00	0.00	0.22
2 X 2	1	12	3	13	7	16	0	0	52
	0.22	2.63	0.66	2.85	1.54	3.51	0.00	0.00	11.40
	1.92	23.08	5.77	25.00	13.46	30.77	0.00	0.00	100.00
	16.67	13.19	5.77	14.61	8.33	12.03	0.00	0.00	11.40
3 X 2	0	3	2	7	3	5	0	0	20
	0.00	0.66	0.44	1.54	0.66	1.10	0.00	0.00	4.39
	0.00	15.00	10.00	35.00	15.00	25.00	0.00	0.00	100.00
	0.00	3.30	3.85	7.87	3.57	3.76	0.00	0.00	4.39
3 X 3	2	13	12	18	19	12	0	0	76
	0.44	2.85	2.63	3.95	4.17	2.63	0.00	0.00	16.67
	2.63	17.11	15.79	23.68	25.00	15.79	0.00	0.00	100.00
	33.33	14.29	23.08	20.22	22.62	9.02	0.00	0.00	16.67
4 X 2	0	1	1	1	0	0	0	0	3
	0.00	0.22	0.22	0.22	0.00	0.00	0.00	0.00	0.66
	0.00	33.33	33.33	33.33	0.00	0.00	0.00	0.00	100.00
	0.00	1.10	1.92	1.12	0.00	0.00	0.00	0.00	0.66
4 X 3	0	5	4	4	6	6	0	0	25
	0.00	1.10	0.88	0.88	1.32	1.32	0.00	0.00	5.48
	0.00	20.00	16.00	16.00	24.00	24.00	0.00	0.00	100.00
	0.00	5.49	7.69	4.49	7.14	4.51	0.00	0.00	5.48
4 X 4	1	26	16	28	30	52	0	0	153
	0.22	5.70	3.51	6.14	6.58	11.40	0.00	0.00	33.55
	0.65	16.99	10.46	18.30	19.61	33.99	0.00	0.00	100.00
	16.67	28.57	30.77	31.46	35.71	39.10	0.00	0.00	33.55

1994 MULE DEER ANTLER STATISTICS BY TIME PERIOD

DISTRICT 703 (CONTINUED)

FREQ	09/01	10/23	10/30	11/06	11/13	11/20	11/28	UNKWN	TOTAL
TOT%	TO	TO	TO	TO	TO	TO	TO		
ROW%	10/22	10/29	11/05	11/12	11/19	11/27	01/15		
COL%									
8 X 7	0	1	0	0	1	0	0	0	2
	0.00	0.22	0.00	0.00	0.22	0.00	0.00	0.00	0.44
	0.00	50.00	0.00	0.00	50.00	0.00	0.00	0.00	100.00
	0.00	1.10	0.00	0.00	1.19	0.00	0.00	0.00	0.44
9 X 8	0	1	0	0	0	0	0	0	1
	0.00	0.22	0.00	0.00	0.00	0.00	0.00	0.00	0.22
	0.00	100.00	0.00	0.00	0.00	0.00	0.00	0.00	100.00
	0.00	1.10	0.00	0.00	0.00	0.00	0.00	0.00	0.22
TOTAL	6	91	52	89	84	133	1	0	456
ANTLRD	1.32	19.96	11.40	19.52	18.42	29.17	0.22	0.00	100.00
	1.32	19.96	11.40	19.52	18.42	29.17	0.22	0.00	100.00
	100.00	100.00	100.00	100.00	100.00	100.00	100.00	0.00	100.00

1994 MULE DEER ANTLER STATISTICS BY TIME PERIOD

DISTRICT 704

FREQ TOT% ROW% COL%	09/01 TO 10/22	10/23 TO 10/29	10/30 TO 11/05	11/06 TO 11/12	11/13 TO 11/19	11/20 TO 11/27	11/28 TO 01/15	UNKWN	TOTAL
ANTLSS	11	201	81	88	106	129	2	6	624
	1.76	32.21	12.98	14.10	16.99	20.67	0.32	0.96	100.00
	1.76	32.21	12.98	14.10	16.99	20.67	0.32	0.96	100.00
	100.00	100.00	100.00	100.00	100.00	100.00	100.00	100.00	100.00
1 X 1	0	2	1	1	2	2	0	0	8
	0.00	0.24	0.12	0.12	0.24	0.24	0.00	0.00	0.95
	0.00	25.00	12.50	12.50	25.00	25.00	0.00	0.00	100.00
	0.00	1.27	0.75	0.61	1.20	0.92	0.00	0.00	0.95
2 X 1	0	2	0	0	1	2	0	0	5
	0.00	0.24	0.00	0.00	0.12	0.24	0.00	0.00	0.59
	0.00	40.00	0.00	0.00	20.00	40.00	0.00	0.00	100.00
	0.00	1.27	0.00	0.00	0.60	0.92	0.00	0.00	0.59
2 X 2	0	18	12	11	8	20	0	0	69
	0.00	2.13	1.42	1.30	0.95	2.37	0.00	0.00	8.17
	0.00	26.09	17.39	15.94	11.59	28.99	0.00	0.00	100.00
	0.00	11.39	9.02	6.71	4.79	9.22	0.00	0.00	8.17
3 X 1	0	1	1	0	0	0	0	0	2
	0.00	0.12	0.12	0.00	0.00	0.00	0.00	0.00	0.24
	0.00	50.00	50.00	0.00	0.00	0.00	0.00	0.00	100.00
	0.00	0.63	0.75	0.00	0.00	0.00	0.00	0.00	0.24
3 X 2	0	4	4	0	5	2	0	0	15
	0.00	0.47	0.47	0.00	0.59	0.24	0.00	0.00	1.78
	0.00	26.67	26.67	0.00	33.33	13.33	0.00	0.00	100.00
	0.00	2.53	3.01	0.00	2.99	0.92	0.00	0.00	1.78
3 X 3	1	19	18	17	14	21	0	0	90
	0.12	2.25	2.13	2.01	1.66	2.49	0.00	0.00	10.65
	1.11	21.11	20.00	18.89	15.56	23.33	0.00	0.00	100.00
	25.00	12.03	13.53	10.37	8.38	9.68	0.00	0.00	10.65
4 X 2	0	1	0	0	0	0	0	0	1
	0.00	0.12	0.00	0.00	0.00	0.00	0.00	0.00	0.12
	0.00	100.00	0.00	0.00	0.00	0.00	0.00	0.00	100.00
	0.00	0.63	0.00	0.00	0.00	0.00	0.00	0.00	0.12
4 X 3	0	13	5	9	12	24	0	0	63
	0.00	1.54	0.59	1.07	1.42	2.84	0.00	0.00	7.46
	0.00	20.63	7.94	14.29	19.05	38.10	0.00	0.00	100.00
	0.00	8.23	3.76	5.49	7.19	11.06	0.00	0.00	7.46

1994 MULE DEER ANTLER STATISTICS BY TIME PERIOD

DISTRICT 704 (CONTINUED)

FREQ	09/01	10/23	10/30	11/06	11/13	11/20	11/28	UNKWN	TOTAL
TOT%	TO	TO	TO	TO	TO	TO	TO		
ROW%	10/22	10/29	11/05	11/12	11/19	11/27	01/15		
COL%									
4 X 4	2	39	43	58	56	66	1	0	265
	0.24	4.62	5.09	6.86	6.63	7.81	0.12	0.00	31.36
	0.75	14.72	16.23	21.89	21.13	24.91	0.38	0.00	100.00
	50.00	24.68	32.33	35.37	33.53	30.41	100.00	0.00	31.36
5 X 0	0	0	0	0	1	0	0	0	1
	0.00	0.00	0.00	0.00	0.12	0.00	0.00	0.00	0.12
	0.00	0.00	0.00	0.00	100.00	0.00	0.00	0.00	100.00
	0.00	0.00	0.00	0.00	0.60	0.00	0.00	0.00	0.12
5 X 3	0	0	1	0	2	1	0	0	4
	0.00	0.00	0.12	0.00	0.24	0.12	0.00	0.00	0.47
	0.00	0.00	25.00	0.00	50.00	25.00	0.00	0.00	100.00
	0.00	0.00	0.75	0.00	1.20	0.46	0.00	0.00	0.47
5 X 4	0	20	9	17	17	15	0	0	78
	0.00	2.37	1.07	2.01	2.01	1.78	0.00	0.00	9.23
	0.00	25.64	11.54	21.79	21.79	19.23	0.00	0.00	100.00
	0.00	12.66	6.77	10.37	10.18	6.91	0.00	0.00	9.23
5 X 5	1	20	24	32	32	43	0	0	152
	0.12	2.37	2.84	3.79	3.79	5.09	0.00	0.00	17.99
	0.66	13.16	15.79	21.05	21.05	28.29	0.00	0.00	100.00
	25.00	12.66	18.05	19.51	19.16	19.82	0.00	0.00	17.99
6 X 4	0	0	1	1	1	1	0	0	4
	0.00	0.00	0.12	0.12	0.12	0.12	0.00	0.00	0.47
	0.00	0.00	25.00	25.00	25.00	25.00	0.00	0.00	100.00
	0.00	0.00	0.75	0.61	0.60	0.46	0.00	0.00	0.47
6 X 5	0	6	5	4	9	5	0	0	29
	0.00	0.71	0.59	0.47	1.07	0.59	0.00	0.00	3.43
	0.00	20.69	17.24	13.79	31.03	17.24	0.00	0.00	100.00
	0.00	3.80	3.76	2.44	5.39	2.30	0.00	0.00	3.43
6 X 6	0	7	2	4	1	3	0	0	17
	0.00	0.83	0.24	0.47	0.12	0.36	0.00	0.00	2.01
	0.00	41.18	11.76	23.53	5.88	17.65	0.00	0.00	100.00
	0.00	4.43	1.50	2.44	0.60	1.38	0.00	0.00	2.01
7 X 5	0	1	1	1	1	2	0	0	6
	0.00	0.12	0.12	0.12	0.12	0.24	0.00	0.00	0.71
	0.00	16.67	16.67	16.67	16.67	33.33	0.00	0.00	100.00
	0.00	0.63	0.75	0.61	0.60	0.92	0.00	0.00	0.71

1994 MULE DEER ANTLER STATISTICS BY TIME PERIOD

DISTRICT 704 (CONTINUED)

FREQ	09/01	10/23	10/30	11/06	11/13	11/20	11/28	UNKWN	TOTAL
TOT%	TO	TO	TO	TO	TO	TO	TO		
ROW%	10/22	10/29	11/05	11/12	11/19	11/27	01/15		
COL%									
7 X 6	0	1	1	3	2	4	0	0	11
	0.00	0.12	0.12	0.36	0.24	0.47	0.00	0.00	1.30
	0.00	9.09	9.09	27.27	18.18	36.36	0.00	0.00	100.00
	0.00	0.63	0.75	1.83	1.20	1.84	0.00	0.00	1.30
7 X 7	0	1	1	1	1	1	0	0	5
	0.00	0.12	0.12	0.12	0.12	0.12	0.00	0.00	0.59
	0.00	20.00	20.00	20.00	20.00	20.00	0.00	0.00	100.00
	0.00	0.63	0.75	0.61	0.60	0.46	0.00	0.00	0.59
8 X 5	0	0	0	1	0	0	0	0	1
	0.00	0.00	0.00	0.12	0.00	0.00	0.00	0.00	0.12
	0.00	0.00	0.00	100.00	0.00	0.00	0.00	0.00	100.00
	0.00	0.00	0.00	0.61	0.00	0.00	0.00	0.00	0.12
8 X 6	0	1	1	0	0	1	0	0	3
	0.00	0.12	0.12	0.00	0.00	0.12	0.00	0.00	0.36
	0.00	33.33	33.33	0.00	0.00	33.33	0.00	0.00	100.00
	0.00	0.63	0.75	0.00	0.00	0.46	0.00	0.00	0.36
8 X 7	0	0	0	1	1	3	0	1	6
	0.00	0.00	0.00	0.12	0.12	0.36	0.00	0.12	0.71
	0.00	0.00	0.00	16.67	16.67	50.00	0.00	16.67	100.00
	0.00	0.00	0.00	0.61	0.60	1.38	0.00	100.00	0.71
8 X 8	0	0	2	1	0	0	0	0	3
	0.00	0.00	0.24	0.12	0.00	0.00	0.00	0.00	0.36
	0.00	0.00	66.67	33.33	0.00	0.00	0.00	0.00	100.00
	0.00	0.00	1.50	0.61	0.00	0.00	0.00	0.00	0.36
9 X 6	0	0	0	0	1	0	0	0	1
	0.00	0.00	0.00	0.00	0.12	0.00	0.00	0.00	0.12
	0.00	0.00	0.00	0.00	100.00	0.00	0.00	0.00	100.00
	0.00	0.00	0.00	0.00	0.60	0.00	0.00	0.00	0.12
9 X 7	0	0	0	2	0	0	0	0	2
	0.00	0.00	0.00	0.24	0.00	0.00	0.00	0.00	0.24
	0.00	0.00	0.00	100.00	0.00	0.00	0.00	0.00	100.00
	0.00	0.00	0.00	1.22	0.00	0.00	0.00	0.00	0.24
9 X 9	0	2	1	0	0	1	0	0	4
	0.00	0.24	0.12	0.00	0.00	0.12	0.00	0.00	0.47
	0.00	50.00	25.00	0.00	0.00	25.00	0.00	0.00	100.00
	0.00	1.27	0.75	0.00	0.00	0.46	0.00	0.00	0.47

1994 MULE DEER ANTLER STATISTICS BY TIME PERIOD

DISTRICT 705

FREQ	09/01	10/23	10/30	11/06	11/13	11/20	11/28	UNKWN	TOTAL
TOT%	TO	TO	TO	TO	TO	TO	TO		
ROW%	10/22	10/29	11/05	11/12	11/19	11/27	01/15		
COL%									
ANTLSS	5	264	89	58	81	107	4	8	616
	0.81	42.86	14.45	9.42	13.15	17.37	0.65	1.30	100.00
	0.81	42.86	14.45	9.42	13.15	17.37	0.65	1.30	100.00
	100.00	100.00	100.00	100.00	100.00	100.00	100.00	100.00	100.00
1 X 1	0	2	2	1	1	3	0	0	9
	0.00	0.36	0.36	0.18	0.18	0.53	0.00	0.00	1.60
	0.00	22.22	22.22	11.11	11.11	33.33	0.00	0.00	100.00
	0.00	1.29	2.47	1.18	0.85	2.54	0.00	0.00	1.60
2 X 1	0	0	0	0	1	0	0	0	1
	0.00	0.00	0.00	0.00	0.18	0.00	0.00	0.00	0.18
	0.00	0.00	0.00	0.00	100.00	0.00	0.00	0.00	100.00
	0.00	0.00	0.00	0.00	0.85	0.00	0.00	0.00	0.18
2 X 2	0	16	3	10	8	5	0	0	42
	0.00	2.84	0.53	1.78	1.42	0.89	0.00	0.00	7.46
	0.00	38.10	7.14	23.81	19.05	11.90	0.00	0.00	100.00
	0.00	10.32	3.70	11.76	6.78	4.24	0.00	0.00	7.46
3 X 1	0	0	0	0	0	1	0	0	1
	0.00	0.00	0.00	0.00	0.00	0.18	0.00	0.00	0.18
	0.00	0.00	0.00	0.00	0.00	100.00	0.00	0.00	100.00
	0.00	0.00	0.00	0.00	0.00	0.85	0.00	0.00	0.18
3 X 2	0	3	3	1	2	4	0	0	13
	0.00	0.53	0.53	0.18	0.36	0.71	0.00	0.00	2.31
	0.00	23.08	23.08	7.69	15.38	30.77	0.00	0.00	100.00
	0.00	1.94	3.70	1.18	1.69	3.39	0.00	0.00	2.31
3 X 3	0	13	11	14	17	8	0	1	64
	0.00	2.31	1.95	2.49	3.02	1.42	0.00	0.18	11.37
	0.00	20.31	17.19	21.88	26.56	12.50	0.00	1.56	100.00
	0.00	8.39	13.58	16.47	14.41	6.78	0.00	50.00	11.37
4 X 2	0	0	0	0	0	1	0	0	1
	0.00	0.00	0.00	0.00	0.00	0.18	0.00	0.00	0.18
	0.00	0.00	0.00	0.00	0.00	100.00	0.00	0.00	100.00
	0.00	0.00	0.00	0.00	0.00	0.85	0.00	0.00	0.18
4 X 3	0	12	7	9	10	8	1	0	47
	0.00	2.13	1.24	1.60	1.78	1.42	0.18	0.00	8.35
	0.00	25.53	14.89	19.15	21.28	17.02	2.13	0.00	100.00
	0.00	7.74	8.64	10.59	8.47	6.78	100.00	0.00	8.35

1994 MULE DEER ANTLER STATISTICS BY TIME PERIOD

DISTRICT 705 (CONTINUED)

FREQ TOT% ROW% COL%	09/01 TO 10/22	10/23 TO 10/29	10/30 TO 11/05	11/06 TO 11/12	11/13 TO 11/19	11/20 TO 11/27	11/28 TO 01/15	UNKWN	TOTAL
4 X 4	1 0.18 0.60 33.33	52 9.24 30.95 33.55	25 4.44 14.88 30.86	22 3.91 13.10 25.88	32 5.68 19.05 27.12	36 6.39 21.43 30.51	0 0.00 0.00 0.00	0 0.00 0.00 0.00	168 29.84 100.00 29.84
5 X 4	1 0.18 1.89 33.33	20 3.55 37.74 12.90	9 1.60 16.98 11.11	5 0.89 9.43 5.88	9 1.60 16.98 7.63	9 1.60 16.98 7.63	0 0.00 0.00 0.00	0 0.00 0.00 0.00	53 9.41 100.00 9.41
5 X 5	1 0.18 0.93 33.33	22 3.91 20.56 14.19	14 2.49 13.08 17.28	12 2.13 11.21 14.12	29 5.15 27.10 24.58	29 5.15 27.10 24.58	0 0.00 0.00 0.00	0 0.00 0.00 0.00	107 19.01 100.00 19.01
6 X -	0 0.00 0.00 0.00	0 0.00 0.00 0.00	0 0.00 0.00 0.00	0 0.00 0.00 0.00	0 0.00 0.00 0.00	0 0.00 0.00 0.00	0 0.00 0.00 0.00	1 0.18 100.00 50.00	1 0.18 100.00 0.18
6 X 3	0 0.00 0.00 0.00	0 0.00 0.00 0.00	0 0.00 0.00 0.00	0 0.00 0.00 0.00	1 0.18 100.00 0.85	0 0.00 0.00 0.00	0 0.00 0.00 0.00	0 0.00 0.00 0.00	1 0.18 100.00 0.18
6 X 4	0 0.00 0.00 0.00	4 0.71 57.14 2.58	1 0.18 14.29 1.23	2 0.36 28.57 2.35	0 0.00 0.00 0.00	0 0.00 0.00 0.00	0 0.00 0.00 0.00	0 0.00 0.00 0.00	7 1.24 100.00 1.24
6 X 5	0 0.00 0.00 0.00	7 1.24 35.00 4.52	2 0.36 10.00 2.47	3 0.53 15.00 3.53	2 0.36 10.00 1.69	6 1.07 30.00 5.08	0 0.00 0.00 0.00	0 0.00 0.00 0.00	20 3.55 100.00 3.55
6 X 6	0 0.00 0.00 0.00	1 0.18 14.29 0.65	1 0.18 14.29 1.23	3 0.53 42.86 3.53	1 0.18 14.29 0.85	1 0.18 14.29 0.85	0 0.00 0.00 0.00	0 0.00 0.00 0.00	7 1.24 100.00 1.24
7 X 5	0 0.00 0.00 0.00	1 0.18 20.00 0.65	0 0.00 0.00 0.00	1 0.18 20.00 1.18	1 0.18 20.00 0.85	2 0.36 40.00 1.69	0 0.00 0.00 0.00	0 0.00 0.00 0.00	5 0.89 100.00 0.89

1994 MULE DEER ANTLER STATISTICS BY TIME PERIOD

DISTRICT 7XX

FREQ	09/01	10/23	10/30	11/06	11/13	11/20	11/28	UNKWN	TOTAL
TOT%	TO	TO	TO	TO	TO	TO	TO		
ROW%	10/22	10/29	11/05	11/12	11/19	11/27	01/15		
COL%									
ANTLSS	0	1	1	1	0	2	0	0	5
	0.00	20.00	20.00	20.00	0.00	40.00	0.00	0.00	100.00
	0.00	20.00	20.00	20.00	0.00	40.00	0.00	0.00	100.00
	0.00	100.00	100.00	100.00	0.00	100.00	0.00	0.00	100.00
2 X 2	0	1	0	0	0	1	0	0	2
	0.00	7.69	0.00	0.00	0.00	7.69	0.00	0.00	15.38
	0.00	50.00	0.00	0.00	0.00	50.00	0.00	0.00	100.00
	0.00	16.67	0.00	0.00	0.00	100.00	0.00	0.00	15.38
4 X 4	0	3	0	0	0	0	0	0	3
	0.00	23.08	0.00	0.00	0.00	0.00	0.00	0.00	23.08
	0.00	100.00	0.00	0.00	0.00	0.00	0.00	0.00	100.00
	0.00	50.00	0.00	0.00	0.00	0.00	0.00	0.00	23.08
5 X 4	0	1	0	0	0	0	0	0	1
	0.00	7.69	0.00	0.00	0.00	0.00	0.00	0.00	7.69
	0.00	100.00	0.00	0.00	0.00	0.00	0.00	0.00	100.00
	0.00	16.67	0.00	0.00	0.00	0.00	0.00	0.00	7.69
5 X 5	1	1	1	0	2	0	0	0	5
	7.69	7.69	7.69	0.00	15.38	0.00	0.00	0.00	38.46
	20.00	20.00	20.00	0.00	40.00	0.00	0.00	0.00	100.00
	100.00	16.67	33.33	0.00	100.00	0.00	0.00	0.00	38.46
6 X 5	0	0	1	0	0	0	0	0	1
	0.00	0.00	7.69	0.00	0.00	0.00	0.00	0.00	7.69
	0.00	0.00	100.00	0.00	0.00	0.00	0.00	0.00	100.00
	0.00	0.00	33.33	0.00	0.00	0.00	0.00	0.00	7.69
7 X 6	0	0	1	0	0	0	0	0	1
	0.00	0.00	7.69	0.00	0.00	0.00	0.00	0.00	7.69
	0.00	0.00	100.00	0.00	0.00	0.00	0.00	0.00	100.00
	0.00	0.00	33.33	0.00	0.00	0.00	0.00	0.00	7.69
TOTAL	1	6	3	0	2	1	0	0	13
ANTLRD	7.69	46.15	23.08	0.00	15.38	7.69	0.00	0.00	100.00
	7.69	46.15	23.08	0.00	15.38	7.69	0.00	0.00	100.00
	100.00	100.00	100.00	0.00	100.00	100.00	0.00	0.00	100.00

1994 MULE DEER ANTLER STATISTICS BY TIME PERIOD

REGION 7

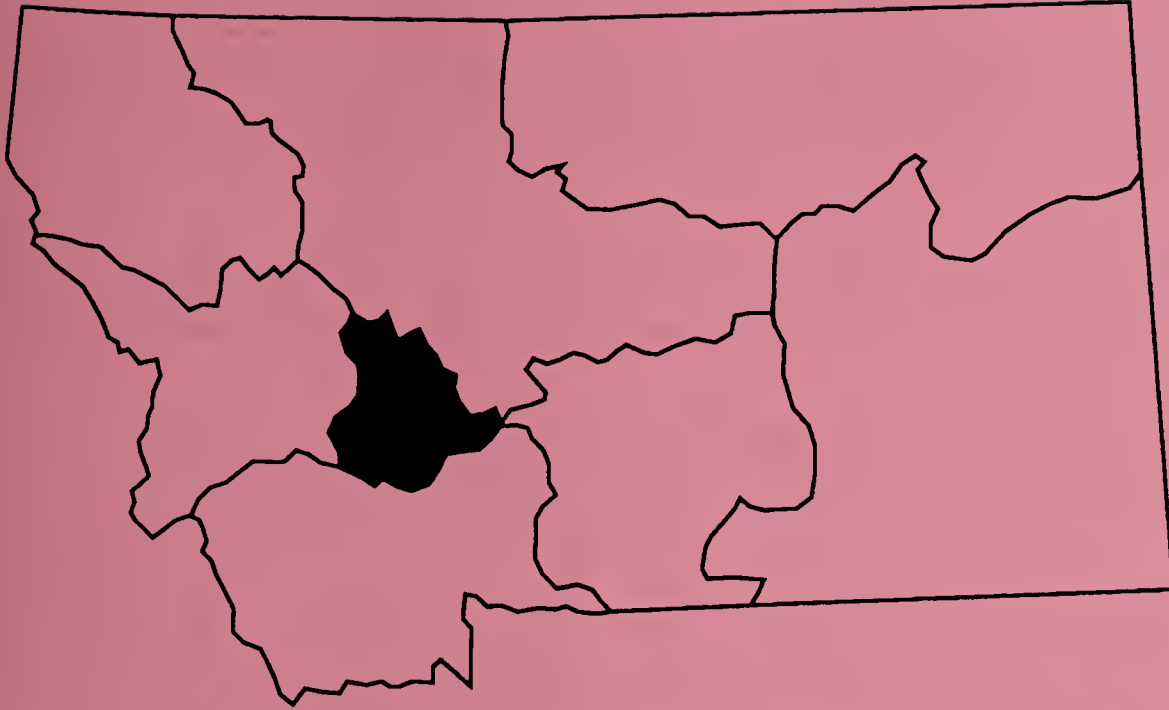
FREQ	09/01	10/23	10/30	11/06	11/13	11/20	11/28	UNKWN	TOTAL
TOT%	TO	TO	TO	TO	TO	TO	TO		
ROW%	10/22	10/29	11/05	11/12	11/19	11/27	01/15		
COL%									
ANTLSS	41	1002	384	360	409	542	12	30	2780
	1.47	36.04	13.81	12.95	14.71	19.50	0.43	1.08	100.00
	1.47	36.04	13.81	12.95	14.71	19.50	0.43	1.08	100.00
	100.00	100.00	100.00	100.00	100.00	100.00	100.00	100.00	100.00
1 X 1	2	10	8	2	8	11	0	0	41
	0.06	0.32	0.25	0.06	0.25	0.35	0.00	0.00	1.30
	4.88	24.39	19.51	4.88	19.51	26.83	0.00	0.00	100.00
	8.70	1.41	1.79	0.36	1.23	1.44	0.00	0.00	1.30
2 X -	0	0	1	0	1	0	0	0	2
	0.00	0.00	0.03	0.00	0.03	0.00	0.00	0.00	0.06
	0.00	0.00	50.00	0.00	50.00	0.00	0.00	0.00	100.00
	0.00	0.00	0.22	0.00	0.15	0.00	0.00	0.00	0.06
2 X 1	1	3	2	0	2	2	0	0	10
	0.03	0.10	0.06	0.00	0.06	0.06	0.00	0.00	0.32
	10.00	30.00	20.00	0.00	20.00	20.00	0.00	0.00	100.00
	4.35	0.42	0.45	0.00	0.31	0.26	0.00	0.00	0.32
2 X 2	2	91	36	52	49	76	0	0	306
	0.06	2.88	1.14	1.65	1.55	2.41	0.00	0.00	9.70
	0.65	29.74	11.76	16.99	16.01	24.84	0.00	0.00	100.00
	8.70	12.82	8.05	9.42	7.54	9.95	0.00	0.00	9.70
3 X 1	0	1	1	0	0	1	0	0	3
	0.00	0.03	0.03	0.00	0.00	0.03	0.00	0.00	0.10
	0.00	33.33	33.33	0.00	0.00	33.33	0.00	0.00	100.00
	0.00	0.14	0.22	0.00	0.00	0.13	0.00	0.00	0.10
3 X 2	1	19	13	13	15	18	0	0	79
	0.03	0.60	0.41	0.41	0.48	0.57	0.00	0.00	2.50
	1.27	24.05	16.46	16.46	18.99	22.78	0.00	0.00	100.00
	4.35	2.68	2.91	2.36	2.31	2.36	0.00	0.00	2.50
3 X 3	3	92	68	78	91	81	0	2	415
	0.10	2.92	2.15	2.47	2.88	2.57	0.00	0.06	13.15
	0.72	22.17	16.39	18.80	21.93	19.52	0.00	0.48	100.00
	13.04	12.96	15.21	14.13	14.00	10.60	0.00	33.33	13.15
4 X 2	0	3	3	1	2	2	0	0	11
	0.00	0.10	0.10	0.03	0.06	0.06	0.00	0.00	0.35
	0.00	27.27	27.27	9.09	18.18	18.18	0.00	0.00	100.00
	0.00	0.42	0.67	0.18	0.31	0.26	0.00	0.00	0.35

1994 MULE DEER ANTLER STATISTICS BY TIME PERIOD

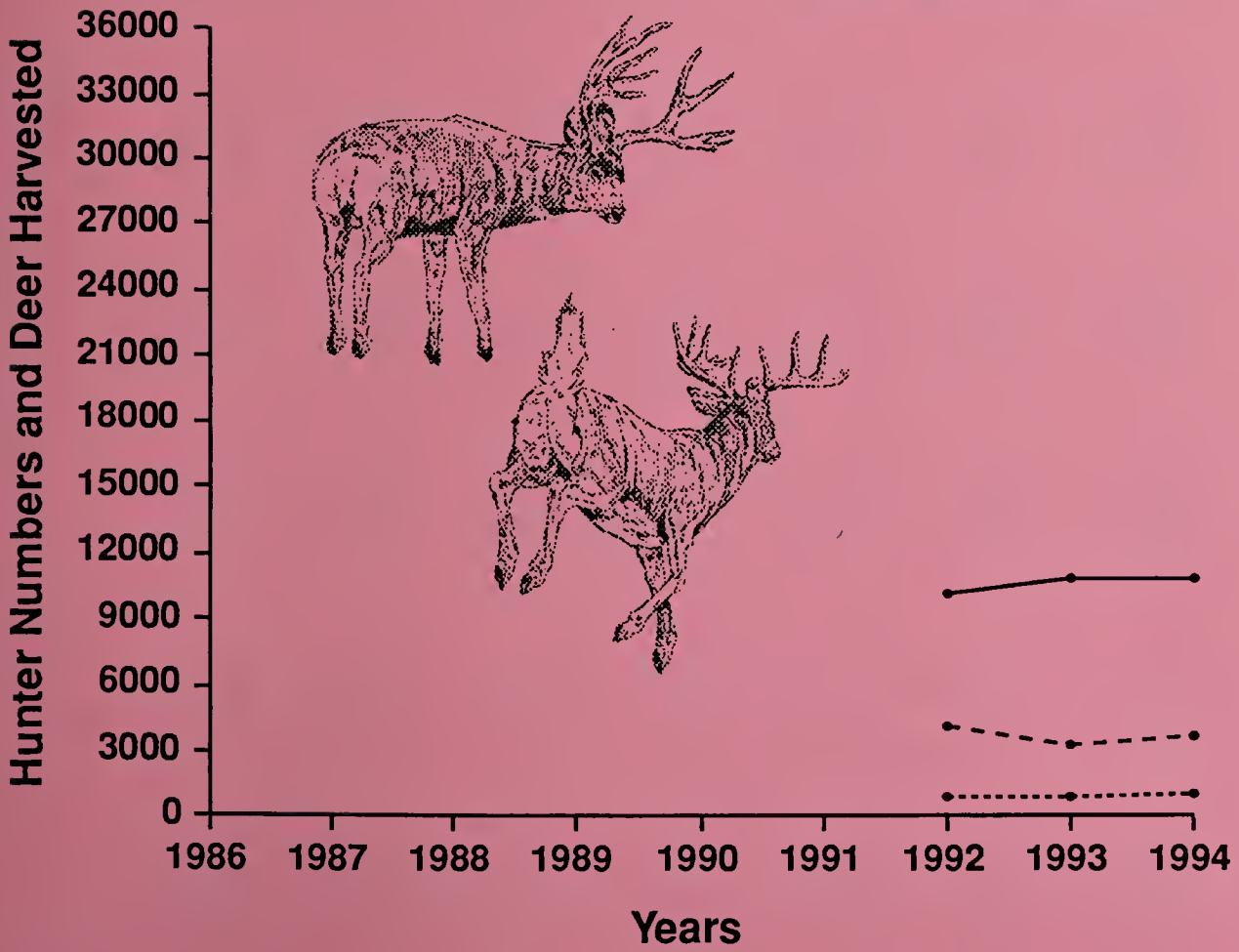
REGION 7 (CONTINUED)

FREQ	09/01	10/23	10/30	11/06	11/13	11/20	11/28	UNKWN	TOTAL
TOT%	TO	TO	TO	TO	TO	TO	TO		
ROW%	10/22	10/29	11/05	11/12	11/19	11/27	01/15		
COL%									
6 X 3	0	0	0	2	1	0	0	0	3
	0.00	0.00	0.00	0.06	0.03	0.00	0.00	0.00	0.10
	0.00	0.00	0.00	66.67	33.33	0.00	0.00	0.00	100.00
	0.00	0.00	0.00	0.36	0.15	0.00	0.00	0.00	0.10
6 X 4	1	6	2	5	2	1	0	0	17
	0.03	0.19	0.06	0.16	0.06	0.03	0.00	0.00	0.54
	5.88	35.29	11.76	29.41	11.76	5.88	0.00	0.00	100.00
	4.35	0.85	0.45	0.91	0.31	0.13	0.00	0.00	0.54
6 X 5	1	23	15	13	20	28	0	0	100
	0.03	0.73	0.48	0.41	0.63	0.89	0.00	0.00	3.17
	1.00	23.00	15.00	13.00	20.00	28.00	0.00	0.00	100.00
	4.35	3.24	3.36	2.36	3.08	3.66	0.00	0.00	3.17
6 X 6	0	12	5	11	5	7	0	0	40
	0.00	0.38	0.16	0.35	0.16	0.22	0.00	0.00	1.27
	0.00	30.00	12.50	27.50	12.50	17.50	0.00	0.00	100.00
	0.00	1.69	1.12	1.99	0.77	0.92	0.00	0.00	1.27
7 X 4	0	0	1	0	0	0	0	0	1
	0.00	0.00	0.03	0.00	0.00	0.00	0.00	0.00	0.03
	0.00	0.00	100.00	0.00	0.00	0.00	0.00	0.00	100.00
	0.00	0.00	0.22	0.00	0.00	0.00	0.00	0.00	0.03
7 X 5	0	4	3	3	3	7	0	0	20
	0.00	0.13	0.10	0.10	0.10	0.22	0.00	0.00	0.63
	0.00	20.00	15.00	15.00	15.00	35.00	0.00	0.00	100.00
	0.00	0.56	0.67	0.54	0.46	0.92	0.00	0.00	0.63
7 X 6	0	4	5	4	8	10	0	0	31
	0.00	0.13	0.16	0.13	0.25	0.32	0.00	0.00	0.98
	0.00	12.90	16.13	12.90	25.81	32.26	0.00	0.00	100.00
	0.00	0.56	1.12	0.72	1.23	1.31	0.00	0.00	0.98
7 X 7	0	1	1	2	2	1	0	0	7
	0.00	0.03	0.03	0.06	0.06	0.03	0.00	0.00	0.22
	0.00	14.29	14.29	28.57	28.57	14.29	0.00	0.00	100.00
	0.00	0.14	0.22	0.36	0.31	0.13	0.00	0.00	0.22
8 X 5	0	0	0	1	1	1	0	0	3
	0.00	0.00	0.00	0.03	0.03	0.03	0.00	0.00	0.10
	0.00	0.00	0.00	33.33	33.33	33.33	0.00	0.00	100.00
	0.00	0.00	0.00	0.18	0.15	0.13	0.00	0.00	0.10

REGION 8 • DEER



- Hunters
- White-tailed Deer Harvested
- - - Mule Deer Harvested





1994 MULE DEER ANTLER STATISTICS BY TIME PERIOD

DISTRICT 818 (CONTINUED)

FREQ	09/01	10/23	10/30	11/06	11/13	11/20	11/28	UNKWN	TOTAL
TOT%	TO	TO	TO	TO	TO	TO	TO		
ROW%	10/22	10/29	11/05	11/12	11/19	11/27	01/15		
COL%									
TOTAL	3	10	5	5	7	9	0	0	39
ANTLRD	7.69	25.64	12.82	12.82	17.95	23.08	0.00	0.00	100.00
	7.69	25.64	12.82	12.82	17.95	23.08	0.00	0.00	100.00
	100.00	100.00	100.00	100.00	100.00	100.00	0.00	0.00	100.00

1994 MULE DEER ANTLER STATISTICS BY TIME PERIOD

DISTRICT 835

FREQ	09/01	10/23	10/30	11/06	11/13	11/20	11/28	UNKWN	TOTAL
TOT%	TO	TO	TO	TO	TO	TO	TO		
ROW%	10/22	10/29	11/05	11/12	11/19	11/27	01/15		
COL%									
ANTLSS	3	5	12	10	8	17	0	0	55
	5.45	9.09	21.82	18.18	14.55	30.91	0.00	0.00	100.00
	5.45	9.09	21.82	18.18	14.55	30.91	0.00	0.00	100.00
	100.00	100.00	100.00	100.00	100.00	100.00	0.00	0.00	100.00
2 X 2	0	7	5	2	4	4	0	0	22
	0.00	15.56	11.11	4.44	8.89	8.89	0.00	0.00	48.89
	0.00	31.82	22.73	9.09	18.18	18.18	0.00	0.00	100.00
	0.00	63.64	62.50	28.57	44.44	44.44	0.00	0.00	48.89
3 X 2	0	0	1	1	2	0	0	0	4
	0.00	0.00	2.22	2.22	4.44	0.00	0.00	0.00	8.89
	0.00	0.00	25.00	25.00	50.00	0.00	0.00	0.00	100.00
	0.00	0.00	12.50	14.29	22.22	0.00	0.00	0.00	8.89
3 X 3	1	1	1	3	2	4	0	0	12
	2.22	2.22	2.22	6.67	4.44	8.89	0.00	0.00	26.67
	8.33	8.33	8.33	25.00	16.67	33.33	0.00	0.00	100.00
	100.00	9.09	12.50	42.86	22.22	44.44	0.00	0.00	26.67
4 X 4	0	3	1	1	1	0	0	0	6
	0.00	6.67	2.22	2.22	2.22	0.00	0.00	0.00	13.33
	0.00	50.00	16.67	16.67	16.67	0.00	0.00	0.00	100.00
	0.00	27.27	12.50	14.29	11.11	0.00	0.00	0.00	13.33
5 X 5	0	0	0	0	0	1	0	0	1
	0.00	0.00	0.00	0.00	0.00	2.22	0.00	0.00	2.22
	0.00	0.00	0.00	0.00	0.00	100.00	0.00	0.00	100.00
	0.00	0.00	0.00	0.00	0.00	11.11	0.00	0.00	2.22
TOTAL	1	11	8	7	9	9	0	0	45
ANTLRD	2.22	24.44	17.78	15.56	20.00	20.00	0.00	0.00	100.00
	2.22	24.44	17.78	15.56	20.00	20.00	0.00	0.00	100.00
	100.00	100.00	100.00	100.00	100.00	100.00	0.00	0.00	100.00

1994 MULE DEER ANTLER STATISTICS BY TIME PERIOD

DISTRICT 839

FREQ	09/01	10/23	10/30	11/06	11/13	11/20	11/28	UNKWN	TOTAL
TOT%	TO	TO	TO	TO	TO	TO	TO		
ROW%	10/22	10/29	11/05	11/12	11/19	11/27	01/15		
COL%									
ANTLSS	1	12	6	10	9	18	0	0	56
	1.79	21.43	10.71	17.86	16.07	32.14	0.00	0.00	100.00
	1.79	21.43	10.71	17.86	16.07	32.14	0.00	0.00	100.00
	100.00	100.00	100.00	100.00	100.00	100.00	0.00	0.00	100.00
1 X 1	0	1	0	1	2	0	0	0	4
	0.00	1.41	0.00	1.41	2.82	0.00	0.00	0.00	5.63
	0.00	25.00	0.00	25.00	50.00	0.00	0.00	0.00	100.00
	0.00	6.67	0.00	9.09	12.50	0.00	0.00	0.00	5.63
2 X 2	0	7	6	5	9	12	0	0	39
	0.00	9.86	8.45	7.04	12.68	16.90	0.00	0.00	54.93
	0.00	17.95	15.38	12.82	23.08	30.77	0.00	0.00	100.00
	0.00	46.67	50.00	45.45	56.25	70.59	0.00	0.00	54.93
3 X 2	0	0	1	1	0	1	0	0	3
	0.00	0.00	1.41	1.41	0.00	1.41	0.00	0.00	4.23
	0.00	0.00	33.33	33.33	0.00	33.33	0.00	0.00	100.00
	0.00	0.00	8.33	9.09	0.00	5.88	0.00	0.00	4.23
3 X 3	0	3	1	2	1	3	0	0	10
	0.00	4.23	1.41	2.82	1.41	4.23	0.00	0.00	14.08
	0.00	30.00	10.00	20.00	10.00	30.00	0.00	0.00	100.00
	0.00	20.00	8.33	18.18	6.25	17.65	0.00	0.00	14.08
4 X 3	0	1	0	1	1	0	0	0	3
	0.00	1.41	0.00	1.41	1.41	0.00	0.00	0.00	4.23
	0.00	33.33	0.00	33.33	33.33	0.00	0.00	0.00	100.00
	0.00	6.67	0.00	9.09	6.25	0.00	0.00	0.00	4.23
4 X 4	0	2	3	1	1	1	0	0	8
	0.00	2.82	4.23	1.41	1.41	1.41	0.00	0.00	11.27
	0.00	25.00	37.50	12.50	12.50	12.50	0.00	0.00	100.00
	0.00	13.33	25.00	9.09	6.25	5.88	0.00	0.00	11.27
5 X 4	0	1	0	0	0	0	0	0	1
	0.00	1.41	0.00	0.00	0.00	0.00	0.00	0.00	1.41
	0.00	100.00	0.00	0.00	0.00	0.00	0.00	0.00	100.00
	0.00	6.67	0.00	0.00	0.00	0.00	0.00	0.00	1.41
5 X 5	0	0	1	0	2	0	0	0	3
	0.00	0.00	1.41	0.00	2.82	0.00	0.00	0.00	4.23
	0.00	0.00	33.33	0.00	66.67	0.00	0.00	0.00	100.00
	0.00	0.00	8.33	0.00	12.50	0.00	0.00	0.00	4.23

1994 MULE DEER ANTLER STATISTICS BY TIME PERIOD

DISTRICT 839 (CONTINUED)

FREQ	09/01	10/23	10/30	11/06	11/13	11/20	11/28	UNKWN	TOTAL
TOT%	TO	TO	TO	TO	TO	TO	TO		
ROW%	10/22	10/29	11/05	11/12	11/19	11/27	01/15		
COL%									
TOTAL	0	15	12	11	16	17	0	0	71
ANTLRD	0.00	21.13	16.90	15.49	22.54	23.94	0.00	0.00	100.00
	0.00	21.13	16.90	15.49	22.54	23.94	0.00	0.00	100.00
	0.00	100.00	100.00	100.00	100.00	100.00	0.00	0.00	100.00

1994 MULE DEER ANTLER STATISTICS BY TIME PERIOD

DISTRICT 843

FREQ	09/01	10/23	10/30	11/06	11/13	11/20	11/28	UNKWN	TOTAL
TOT%	TO	TO	TO	TO	TO	TO	TO		
ROW%	10/22	10/29	11/05	11/12	11/19	11/27	01/15		
COL%									
ANTLSS	1	6	6	3	10	5	0	0	31
	3.23	19.35	19.35	9.68	32.26	16.13	0.00	0.00	100.00
	3.23	19.35	19.35	9.68	32.26	16.13	0.00	0.00	100.00
	100.00	100.00	100.00	100.00	100.00	100.00	0.00	0.00	100.00
1 X 1	0	0	1	0	1	0	0	0	2
	0.00	0.00	1.61	0.00	1.61	0.00	0.00	0.00	3.23
	0.00	0.00	50.00	0.00	50.00	0.00	0.00	0.00	100.00
	0.00	0.00	10.00	0.00	11.11	0.00	0.00	0.00	3.23
2 X 1	0	1	0	2	0	1	0	0	4
	0.00	1.61	0.00	3.23	0.00	1.61	0.00	0.00	6.45
	0.00	25.00	0.00	50.00	0.00	25.00	0.00	0.00	100.00
	0.00	7.69	0.00	13.33	0.00	7.14	0.00	0.00	6.45
2 X 2	1	1	3	5	2	9	0	0	21
	1.61	1.61	4.84	8.06	3.23	14.52	0.00	0.00	33.87
	4.76	4.76	14.29	23.81	9.52	42.86	0.00	0.00	100.00
	100.00	7.69	30.00	33.33	22.22	64.29	0.00	0.00	33.87
3 X 2	0	5	0	0	2	0	0	0	7
	0.00	8.06	0.00	0.00	3.23	0.00	0.00	0.00	11.29
	0.00	71.43	0.00	0.00	28.57	0.00	0.00	0.00	100.00
	0.00	38.46	0.00	0.00	22.22	0.00	0.00	0.00	11.29
3 X 3	0	3	2	5	2	1	0	0	13
	0.00	4.84	3.23	8.06	3.23	1.61	0.00	0.00	20.97
	0.00	23.08	15.38	38.46	15.38	7.69	0.00	0.00	100.00
	0.00	23.08	20.00	33.33	22.22	7.14	0.00	0.00	20.97
4 X 2	0	0	0	0	0	1	0	0	1
	0.00	0.00	0.00	0.00	0.00	1.61	0.00	0.00	1.61
	0.00	0.00	0.00	0.00	0.00	100.00	0.00	0.00	100.00
	0.00	0.00	0.00	0.00	0.00	7.14	0.00	0.00	1.61
4 X 3	0	0	1	2	1	0	0	0	4
	0.00	0.00	1.61	3.23	1.61	0.00	0.00	0.00	6.45
	0.00	0.00	25.00	50.00	25.00	0.00	0.00	0.00	100.00
	0.00	0.00	10.00	13.33	11.11	0.00	0.00	0.00	6.45
4 X 4	0	3	2	1	0	2	0	0	8
	0.00	4.84	3.23	1.61	0.00	3.23	0.00	0.00	12.90
	0.00	37.50	25.00	12.50	0.00	25.00	0.00	0.00	100.00
	0.00	23.08	20.00	6.67	0.00	14.29	0.00	0.00	12.90

1994 MULE DEER ANTLER STATISTICS BY TIME PERIOD

DISTRICT 843 (CONTINUED)

FREQ	09/01	10/23	10/30	11/06	11/13	11/20	11/28	UNKWN	TOTAL
TOT%	TO	TO	TO	TO	TO	TO	TO		
ROW%	10/22	10/29	11/05	11/12	11/19	11/27	01/15		
COL%									
5 X 4	0	0	0	0	1	0	0	0	1
	0.00	0.00	0.00	0.00	1.61	0.00	0.00	0.00	1.61
	0.00	0.00	0.00	0.00	100.00	0.00	0.00	0.00	100.00
	0.00	0.00	0.00	0.00	11.11	0.00	0.00	0.00	1.61
5 X 5	0	0	1	0	0	0	0	0	1
	0.00	0.00	1.61	0.00	0.00	0.00	0.00	0.00	1.61
	0.00	0.00	100.00	0.00	0.00	0.00	0.00	0.00	100.00
	0.00	0.00	10.00	0.00	0.00	0.00	0.00	0.00	1.61
TOTAL	1	13	10	15	9	14	0	0	62
ANTLRD	1.61	20.97	16.13	24.19	14.52	22.58	0.00	0.00	100.00
	1.61	20.97	16.13	24.19	14.52	22.58	0.00	0.00	100.00
	100.00	100.00	100.00	100.00	100.00	100.00	0.00	0.00	100.00

1994 MULE DEER ANTLER STATISTICS BY TIME PERIOD

DISTRICT 850

FREQ	09/01	10/23	10/30	11/06	11/13	11/20	11/28	UNKWN	TOTAL
TOT%	TO	TO	TO	TO	TO	TO	TO		
ROW%	10/22	10/29	11/05	11/12	11/19	11/27	01/15		
COL%									
ANTLSS	2	2	1	1	1	3	1	0	11
	18.18	18.18	9.09	9.09	9.09	27.27	9.09	0.00	100.00
	18.18	18.18	9.09	9.09	9.09	27.27	9.09	0.00	100.00
	100.00	100.00	100.00	100.00	100.00	100.00	100.00	0.00	100.00
1 X 1	0	1	0	1	1	2	0	0	5
	0.00	1.96	0.00	1.96	1.96	3.92	0.00	0.00	9.80
	0.00	20.00	0.00	20.00	20.00	40.00	0.00	0.00	100.00
	0.00	16.67	0.00	12.50	9.09	10.53	0.00	0.00	9.80
2 X 1	0	0	0	0	0	1	0	0	1
	0.00	0.00	0.00	0.00	0.00	1.96	0.00	0.00	1.96
	0.00	0.00	0.00	0.00	0.00	100.00	0.00	0.00	100.00
	0.00	0.00	0.00	0.00	0.00	5.26	0.00	0.00	1.96
2 X 2	0	3	3	3	5	8	0	0	22
	0.00	5.88	5.88	5.88	9.80	15.69	0.00	0.00	43.14
	0.00	13.64	13.64	13.64	22.73	36.36	0.00	0.00	100.00
	0.00	50.00	42.86	37.50	45.45	42.11	0.00	0.00	43.14
3 X 3	0	1	2	1	3	3	0	0	10
	0.00	1.96	3.92	1.96	5.88	5.88	0.00	0.00	19.61
	0.00	10.00	20.00	10.00	30.00	30.00	0.00	0.00	100.00
	0.00	16.67	28.57	12.50	27.27	15.79	0.00	0.00	19.61
4 X 3	0	0	0	0	1	0	0	0	1
	0.00	0.00	0.00	0.00	1.96	0.00	0.00	0.00	1.96
	0.00	0.00	0.00	0.00	100.00	0.00	0.00	0.00	100.00
	0.00	0.00	0.00	0.00	9.09	0.00	0.00	0.00	1.96
4 X 4	0	1	1	2	0	5	0	0	9
	0.00	1.96	1.96	3.92	0.00	9.80	0.00	0.00	17.65
	0.00	11.11	11.11	22.22	0.00	55.56	0.00	0.00	100.00
	0.00	16.67	14.29	25.00	0.00	26.32	0.00	0.00	17.65
5 X 5	0	0	1	1	0	0	0	0	2
	0.00	0.00	1.96	1.96	0.00	0.00	0.00	0.00	3.92
	0.00	0.00	50.00	50.00	0.00	0.00	0.00	0.00	100.00
	0.00	0.00	14.29	12.50	0.00	0.00	0.00	0.00	3.92
6 X 5	0	0	0	0	1	0	0	0	1
	0.00	0.00	0.00	0.00	1.96	0.00	0.00	0.00	1.96
	0.00	0.00	0.00	0.00	100.00	0.00	0.00	0.00	100.00
	0.00	0.00	0.00	0.00	9.09	0.00	0.00	0.00	1.96

1994 MULE DEER ANTLER STATISTICS BY TIME PERIOD

DISTRICT 850 (CONTINUED)

FREQ	09/01	10/23	10/30	11/06	11/13	11/20	11/28	UNKWN	TOTAL
TOT%	TO	TO	TO	TO	TO	TO	TO		
ROW%	10/22	10/29	11/05	11/12	11/19	11/27	01/15		
COL%									
TOTAL	0	6	7	8	11	19	0	0	51
ANTLRD	0.00	11.76	13.73	15.69	21.57	37.25	0.00	0.00	100.00
	0.00	11.76	13.73	15.69	21.57	37.25	0.00	0.00	100.00
	0.00	100.00	100.00	100.00	100.00	100.00	0.00	0.00	100.00

1994 MULE DEER ANTLER STATISTICS BY TIME PERIOD

DISTRICT 870

FREQ	09/01	10/23	10/30	11/06	11/13	11/20	11/28	UNKWN	TOTAL
TOT%	TO	TO	TO	TO	TO	TO	TO		
ROW%	10/22	10/29	11/05	11/12	11/19	11/27	01/15		
COL%									
ANTLSS	1	1	2	4	4	2	0	0	14
	7.14	7.14	14.29	28.57	28.57	14.29	0.00	0.00	100.00
	7.14	7.14	14.29	28.57	28.57	14.29	0.00	0.00	100.00
	100.00	100.00	100.00	100.00	100.00	100.00	0.00	0.00	100.00
1 X 1	0	0	0	2	0	0	0	0	2
	0.00	0.00	0.00	5.88	0.00	0.00	0.00	0.00	5.88
	0.00	0.00	0.00	100.00	0.00	0.00	0.00	0.00	100.00
	0.00	0.00	0.00	25.00	0.00	0.00	0.00	0.00	5.88
2 X 2	0	1	1	0	1	3	0	0	6
	0.00	2.94	2.94	0.00	2.94	8.82	0.00	0.00	17.65
	0.00	16.67	16.67	0.00	16.67	50.00	0.00	0.00	100.00
	0.00	20.00	14.29	0.00	20.00	33.33	0.00	0.00	17.65
3 X 2	0	1	1	0	2	1	0	0	5
	0.00	2.94	2.94	0.00	5.88	2.94	0.00	0.00	14.71
	0.00	20.00	20.00	0.00	40.00	20.00	0.00	0.00	100.00
	0.00	20.00	14.29	0.00	40.00	11.11	0.00	0.00	14.71
3 X 3	0	1	2	1	0	2	0	0	6
	0.00	2.94	5.88	2.94	0.00	5.88	0.00	0.00	17.65
	0.00	16.67	33.33	16.67	0.00	33.33	0.00	0.00	100.00
	0.00	20.00	28.57	12.50	0.00	22.22	0.00	0.00	17.65
4 X 3	0	0	1	1	1	0	0	0	3
	0.00	0.00	2.94	2.94	2.94	0.00	0.00	0.00	8.82
	0.00	0.00	33.33	33.33	33.33	0.00	0.00	0.00	100.00
	0.00	0.00	14.29	12.50	20.00	0.00	0.00	0.00	8.82
4 X 4	0	2	1	3	1	2	0	0	9
	0.00	5.88	2.94	8.82	2.94	5.88	0.00	0.00	26.47
	0.00	22.22	11.11	33.33	11.11	22.22	0.00	0.00	100.00
	0.00	40.00	14.29	37.50	20.00	22.22	0.00	0.00	26.47
5 X 4	0	0	1	0	0	0	0	0	1
	0.00	0.00	2.94	0.00	0.00	0.00	0.00	0.00	2.94
	0.00	0.00	100.00	0.00	0.00	0.00	0.00	0.00	100.00
	0.00	0.00	14.29	0.00	0.00	0.00	0.00	0.00	2.94
5 X 5	0	0	0	1	0	1	0	0	2
	0.00	0.00	0.00	2.94	0.00	2.94	0.00	0.00	5.88
	0.00	0.00	0.00	50.00	0.00	50.00	0.00	0.00	100.00
	0.00	0.00	0.00	12.50	0.00	11.11	0.00	0.00	5.88

1994 MULE DEER ANTLER STATISTICS BY TIME PERIOD

DISTRICT 870 (CONTINUED)

FREQ	09/01	10/23	10/30	11/06	11/13	11/20	11/28	UNKWN	TOTAL
TOT%	TO	TO	TO	TO	TO	TO	TO		
ROW%	10/22	10/29	11/05	11/12	11/19	11/27	01/15		
COL%									
TOTAL	0	5	7	8	5	9	0	0	34
ANTLRD	0.00	14.71	20.59	23.53	14.71	26.47	0.00	0.00	100.00
	0.00	14.71	20.59	23.53	14.71	26.47	0.00	0.00	100.00
	0.00	100.00	100.00	100.00	100.00	100.00	0.00	0.00	100.00

1994 MULE DEER ANTLER STATISTICS BY TIME PERIOD

DISTRICT 880

FREQ TOT% ROW% COL%	09/01 TO 10/22	10/23 TO 10/29	10/30 TO 11/05	11/06 TO 11/12	11/13 TO 11/19	11/20 TO 11/27	11/28 TO 01/15	UNKWN	TOTAL
ANTLSS	3 6.12 6.12 100.00	6 12.24 12.24 100.00	7 14.29 14.29 100.00	13 26.53 26.53 100.00	13 26.53 26.53 100.00	7 14.29 14.29 100.00	0 0.00 0.00 0.00	0 0.00 0.00 0.00	49 100.00 100.00 100.00
1 X 1	0 0.00 0.00 0.00	2 1.05 22.22 4.26	1 0.52 11.11 3.13	1 0.52 11.11 3.23	2 1.05 22.22 4.44	3 1.57 33.33 8.82	0 0.00 0.00 0.00	0 0.00 0.00 0.00	9 4.71 100.00 4.71
2 X 1	0 0.00 0.00 0.00	2 1.05 66.67 4.26	0 0.00 0.00 0.00	1 0.52 33.33 3.23	0 0.00 0.00 0.00	0 0.00 0.00 0.00	0 0.00 0.00 0.00	0 0.00 0.00 0.00	3 1.57 100.00 1.57
2 X 2	0 0.00 0.00 0.00	19 9.95 24.05 40.43	17 8.90 21.52 53.13	14 7.33 17.72 45.16	13 6.81 16.46 28.89	16 8.38 20.25 47.06	0 0.00 0.00 0.00	0 0.00 0.00 0.00	79 41.36 100.00 41.36
3 X 1	0 0.00 0.00 0.00	1 0.52 100.00 2.13	0 0.00 0.00 0.00	0 0.00 0.00 0.00	0 0.00 0.00 0.00	0 0.00 0.00 0.00	0 0.00 0.00 0.00	0 0.00 0.00 0.00	1 0.52 100.00 0.52
3 X 2	0 0.00 0.00 0.00	2 1.05 18.18 4.26	2 1.05 18.18 6.25	2 1.05 18.18 6.45	4 2.09 36.36 8.89	1 0.52 9.09 2.94	0 0.00 0.00 0.00	0 0.00 0.00 0.00	11 5.76 100.00 5.76
3 X 3	0 0.00 0.00 0.00	9 4.71 25.71 19.15	7 3.66 20.00 21.88	2 1.05 5.71 6.45	9 4.71 25.71 20.00	8 4.19 22.86 23.53	0 0.00 0.00 0.00	0 0.00 0.00 0.00	35 18.32 100.00 18.32
4 X 2	0 0.00 0.00 0.00	1 0.52 50.00 2.13	0 0.00 0.00 0.00	0 0.00 0.00 0.00	1 0.52 50.00 2.22	0 0.00 0.00 0.00	0 0.00 0.00 0.00	0 0.00 0.00 0.00	2 1.05 100.00 1.05
4 X 3	0 0.00 0.00 0.00	2 1.05 20.00 4.26	1 0.52 10.00 3.13	1 0.52 10.00 3.23	4 2.09 40.00 8.89	2 1.05 20.00 5.88	0 0.00 0.00 0.00	0 0.00 0.00 0.00	10 5.24 100.00 5.24

1994 MULE DEER ANTLER STATISTICS BY TIME PERIOD

DISTRICT 880 (CONTINUED)

FREQ	09/01	10/23	10/30	11/06	11/13	11/20	11/28	UNKWN	TOTAL
TOT%	TO	TO	TO	TO	TO	TO	TO		
ROW%	10/22	10/29	11/05	11/12	11/19	11/27	01/15		
COL%									
4 X 4	1	4	1	6	10	2	0	0	24
	0.52	2.09	0.52	3.14	5.24	1.05	0.00	0.00	12.57
	4.17	16.67	4.17	25.00	41.67	8.33	0.00	0.00	100.00
	50.00	8.51	3.13	19.35	22.22	5.88	0.00	0.00	12.57
5 X 3	0	0	1	0	0	0	0	0	1
	0.00	0.00	0.52	0.00	0.00	0.00	0.00	0.00	0.52
	0.00	0.00	100.00	0.00	0.00	0.00	0.00	0.00	100.00
	0.00	0.00	3.13	0.00	0.00	0.00	0.00	0.00	0.52
5 X 4	1	1	1	1	1	2	0	0	7
	0.52	0.52	0.52	0.52	0.52	1.05	0.00	0.00	3.66
	14.29	14.29	14.29	14.29	14.29	28.57	0.00	0.00	100.00
	50.00	2.13	3.13	3.23	2.22	5.88	0.00	0.00	3.66
5 X 5	0	3	0	3	1	0	0	0	7
	0.00	1.57	0.00	1.57	0.52	0.00	0.00	0.00	3.66
	0.00	42.86	0.00	42.86	14.29	0.00	0.00	0.00	100.00
	0.00	6.38	0.00	9.68	2.22	0.00	0.00	0.00	3.66
6 X 5	0	1	0	0	0	0	0	0	1
	0.00	0.52	0.00	0.00	0.00	0.00	0.00	0.00	0.52
	0.00	100.00	0.00	0.00	0.00	0.00	0.00	0.00	100.00
	0.00	2.13	0.00	0.00	0.00	0.00	0.00	0.00	0.52
6 X 6	0	0	1	0	0	0	0	0	1
	0.00	0.00	0.52	0.00	0.00	0.00	0.00	0.00	0.52
	0.00	0.00	100.00	0.00	0.00	0.00	0.00	0.00	100.00
	0.00	0.00	3.13	0.00	0.00	0.00	0.00	0.00	0.52
TOTAL	2	47	32	31	45	34	0	0	191
ANTLRD	1.05	24.61	16.75	16.23	23.56	17.80	0.00	0.00	100.00
	1.05	24.61	16.75	16.23	23.56	17.80	0.00	0.00	100.00
	100.00	100.00	100.00	100.00	100.00	100.00	0.00	0.00	100.00

1994 MULE DEER ANTLER STATISTICS BY TIME PERIOD

DISTRICT 890

FREQ TOT% ROW% COL%	09/01 TO 10/22	10/23 TO 10/29	10/30 TO 11/05	11/06 TO 11/12	11/13 TO 11/19	11/20 TO 11/27	11/28 TO 01/15	UNKWN	TOTAL
ANTLSS	0 0.00 0.00 0.00	0 0.00 0.00 0.00	6 37.50 37.50 100.00	2 12.50 12.50 100.00	3 18.75 18.75 100.00	5 31.25 31.25 100.00	0 0.00 0.00 0.00	0 0.00 0.00 0.00	16 100.00 100.00 100.00
1 X 1	0 0.00 0.00 0.00	0 0.00 0.00 0.00	0 0.00 0.00 0.00	0 0.00 0.00 0.00	0 0.00 0.00 0.00	1 4.17 100.00 14.29	0 0.00 0.00 0.00	0 0.00 0.00 0.00	1 4.17 100.00 4.17
2 X 2	0 0.00 0.00 0.00	0 0.00 0.00 0.00	3 12.50 33.33 75.00	4 16.67 44.44 50.00	1 4.17 11.11 50.00	1 4.17 11.11 14.29	0 0.00 0.00 0.00	0 0.00 0.00 0.00	9 37.50 100.00 37.50
3 X 3	0 0.00 0.00 0.00	2 8.33 50.00 66.67	0 0.00 0.00 0.00	1 4.17 25.00 12.50	0 0.00 0.00 0.00	1 4.17 25.00 14.29	0 0.00 0.00 0.00	0 0.00 0.00 0.00	4 16.67 100.00 16.67
4 X 3	0 0.00 0.00 0.00	0 0.00 0.00 0.00	0 0.00 0.00 0.00	0 0.00 0.00 0.00	0 0.00 0.00 0.00	1 4.17 100.00 14.29	0 0.00 0.00 0.00	0 0.00 0.00 0.00	1 4.17 100.00 4.17
4 X 4	0 0.00 0.00 0.00	0 0.00 0.00 0.00	1 4.17 14.29 25.00	2 8.33 28.57 25.00	1 4.17 14.29 50.00	3 12.50 42.86 42.86	0 0.00 0.00 0.00	0 0.00 0.00 0.00	7 29.17 100.00 29.17
5 X 4	0 0.00 0.00 0.00	0 0.00 0.00 0.00	0 0.00 0.00 0.00	1 4.17 100.00 12.50	0 0.00 0.00 0.00	0 0.00 0.00 0.00	0 0.00 0.00 0.00	0 0.00 0.00 0.00	1 4.17 100.00 4.17
6 X 5	0 0.00 0.00 0.00	1 4.17 100.00 33.33	0 0.00 0.00 0.00	0 0.00 0.00 0.00	0 0.00 0.00 0.00	0 0.00 0.00 0.00	0 0.00 0.00 0.00	0 0.00 0.00 0.00	1 4.17 100.00 4.17
TOTAL ANTLRD	0 0.00 0.00 0.00	3 12.50 12.50 100.00	4 16.67 16.67 100.00	8 33.33 33.33 100.00	2 8.33 8.33 100.00	7 29.17 29.17 100.00	0 0.00 0.00 0.00	0 0.00 0.00 0.00	24 100.00 100.00 100.00

1994 MULE DEER ANTLER STATISTICS BY TIME PERIOD

DISTRICT 891

FREQ TOT% ROW% COL%	09/01 TO 10/22	10/23 TO 10/29	10/30 TO 11/05	11/06 TO 11/12	11/13 TO 11/19	11/20 TO 11/27	11/28 TO 01/15	UNKWN	TOTAL
ANTLSS	0	7	5	6	6	5	0	0	29
	0.00	24.14	17.24	20.69	20.69	17.24	0.00	0.00	100.00
	0.00	24.14	17.24	20.69	20.69	17.24	0.00	0.00	100.00
	0.00	100.00	100.00	100.00	100.00	100.00	0.00	0.00	100.00
1 X 1	0	1	0	0	0	0	0	0	1
	0.00	1.35	0.00	0.00	0.00	0.00	0.00	0.00	1.35
	0.00	100.00	0.00	0.00	0.00	0.00	0.00	0.00	100.00
	0.00	6.25	0.00	0.00	0.00	0.00	0.00	0.00	1.35
2 X 1	0	0	0	0	1	0	0	0	1
	0.00	0.00	0.00	0.00	1.35	0.00	0.00	0.00	1.35
	0.00	0.00	0.00	0.00	100.00	0.00	0.00	0.00	100.00
	0.00	0.00	0.00	0.00	7.69	0.00	0.00	0.00	1.35
2 X 2	0	8	6	7	3	5	0	0	29
	0.00	10.81	8.11	9.46	4.05	6.76	0.00	0.00	39.19
	0.00	27.59	20.69	24.14	10.34	17.24	0.00	0.00	100.00
	0.00	50.00	60.00	58.33	23.08	21.74	0.00	0.00	39.19
3 X 2	0	0	0	1	1	4	0	0	6
	0.00	0.00	0.00	1.35	1.35	5.41	0.00	0.00	8.11
	0.00	0.00	0.00	16.67	16.67	66.67	0.00	0.00	100.00
	0.00	0.00	0.00	8.33	7.69	17.39	0.00	0.00	8.11
3 X 3	0	3	1	0	2	4	0	0	10
	0.00	4.05	1.35	0.00	2.70	5.41	0.00	0.00	13.51
	0.00	30.00	10.00	0.00	20.00	40.00	0.00	0.00	100.00
	0.00	18.75	10.00	0.00	15.38	17.39	0.00	0.00	13.51
4 X 2	0	0	0	0	0	1	0	0	1
	0.00	0.00	0.00	0.00	0.00	1.35	0.00	0.00	1.35
	0.00	0.00	0.00	0.00	0.00	100.00	0.00	0.00	100.00
	0.00	0.00	0.00	0.00	0.00	4.35	0.00	0.00	1.35
4 X 3	0	1	0	0	2	2	0	0	5
	0.00	1.35	0.00	0.00	2.70	2.70	0.00	0.00	6.76
	0.00	20.00	0.00	0.00	40.00	40.00	0.00	0.00	100.00
	0.00	6.25	0.00	0.00	15.38	8.70	0.00	0.00	6.76
4 X 4	0	2	3	1	2	5	0	0	13
	0.00	2.70	4.05	1.35	2.70	6.76	0.00	0.00	17.57
	0.00	15.38	23.08	7.69	15.38	38.46	0.00	0.00	100.00
	0.00	12.50	30.00	8.33	15.38	21.74	0.00	0.00	17.57

1994 MULE DEER ANTLER STATISTICS BY TIME PERIOD

DISTRICT 891 (CONTINUED)

FREQ	09/01	10/23	10/30	11/06	11/13	11/20	11/28	UNKWN	TOTAL
TOT%	TO	TO	TO	TO	TO	TO	TO		
ROW%	10/22	10/29	11/05	11/12	11/19	11/27	01/15		
COL%									
5 X 3	0	0	0	1	0	0	0	0	1
	0.00	0.00	0.00	1.35	0.00	0.00	0.00	0.00	1.35
	0.00	0.00	0.00	100.00	0.00	0.00	0.00	0.00	100.00
	0.00	0.00	0.00	8.33	0.00	0.00	0.00	0.00	1.35
5 X 4	0	0	0	1	0	0	0	0	1
	0.00	0.00	0.00	1.35	0.00	0.00	0.00	0.00	1.35
	0.00	0.00	0.00	100.00	0.00	0.00	0.00	0.00	100.00
	0.00	0.00	0.00	8.33	0.00	0.00	0.00	0.00	1.35
5 X 5	0	1	0	1	2	2	0	0	6
	0.00	1.35	0.00	1.35	2.70	2.70	0.00	0.00	8.11
	0.00	16.67	0.00	16.67	33.33	33.33	0.00	0.00	100.00
	0.00	6.25	0.00	8.33	15.38	8.70	0.00	0.00	8.11
TOTAL	0	16	10	12	13	23	0	0	74
ANTLRD	0.00	21.62	13.51	16.22	17.57	31.08	0.00	0.00	100.00
	0.00	21.62	13.51	16.22	17.57	31.08	0.00	0.00	100.00
	0.00	100.00	100.00	100.00	100.00	100.00	0.00	0.00	100.00

1994 MULE DEER ANTLER STATISTICS BY TIME PERIOD

DISTRICT 892

FREQ	09/01	10/23	10/30	11/06	11/13	11/20	11/28	UNKWN	TOTAL
TOT%	TO	TO	TO	TO	TO	TO	TO		
ROW%	10/22	10/29	11/05	11/12	11/19	11/27	01/15		
COL%									
ANTLSS	4	12	5	10	11	8	0	0	50
	8.00	24.00	10.00	20.00	22.00	16.00	0.00	0.00	100.00
	8.00	24.00	10.00	20.00	22.00	16.00	0.00	0.00	100.00
	100.00	100.00	100.00	100.00	100.00	100.00	0.00	0.00	100.00
1 X 1	0	3	1	1	0	3	0	0	8
	0.00	2.75	0.92	0.92	0.00	2.75	0.00	0.00	7.34
	0.00	37.50	12.50	12.50	0.00	37.50	0.00	0.00	100.00
	0.00	11.54	6.25	4.00	0.00	12.00	0.00	0.00	7.34
2 X 2	1	9	9	8	7	11	0	0	45
	0.92	8.26	8.26	7.34	6.42	10.09	0.00	0.00	41.28
	2.22	20.00	20.00	17.78	15.56	24.44	0.00	0.00	100.00
	100.00	34.62	56.25	32.00	43.75	44.00	0.00	0.00	41.28
3 X 2	0	1	0	3	2	2	0	0	8
	0.00	0.92	0.00	2.75	1.83	1.83	0.00	0.00	7.34
	0.00	12.50	0.00	37.50	25.00	25.00	0.00	0.00	100.00
	0.00	3.85	0.00	12.00	12.50	8.00	0.00	0.00	7.34
3 X 3	0	4	2	5	1	2	0	0	14
	0.00	3.67	1.83	4.59	0.92	1.83	0.00	0.00	12.84
	0.00	28.57	14.29	35.71	7.14	14.29	0.00	0.00	100.00
	0.00	15.38	12.50	20.00	6.25	8.00	0.00	0.00	12.84
4 X 2	0	1	0	0	0	0	0	0	1
	0.00	0.92	0.00	0.00	0.00	0.00	0.00	0.00	0.92
	0.00	100.00	0.00	0.00	0.00	0.00	0.00	0.00	100.00
	0.00	3.85	0.00	0.00	0.00	0.00	0.00	0.00	0.92
4 X 3	0	0	0	2	2	1	0	0	5
	0.00	0.00	0.00	1.83	1.83	0.92	0.00	0.00	4.59
	0.00	0.00	0.00	40.00	40.00	20.00	0.00	0.00	100.00
	0.00	0.00	0.00	8.00	12.50	4.00	0.00	0.00	4.59
4 X 4	0	6	3	3	3	4	0	0	19
	0.00	5.50	2.75	2.75	2.75	3.67	0.00	0.00	17.43
	0.00	31.58	15.79	15.79	15.79	21.05	0.00	0.00	100.00
	0.00	23.08	18.75	12.00	18.75	16.00	0.00	0.00	17.43
5 X 3	0	0	0	1	0	0	0	0	1
	0.00	0.00	0.00	0.92	0.00	0.00	0.00	0.00	0.92
	0.00	0.00	0.00	100.00	0.00	0.00	0.00	0.00	100.00
	0.00	0.00	0.00	4.00	0.00	0.00	0.00	0.00	0.92

1994 MULE DEER ANTLER STATISTICS BY TIME PERIOD

DISTRICT 892 (CONTINUED)

FREQ	09/01	10/23	10/30	11/06	11/13	11/20	11/28	UNKWN	TOTAL
TOT%	TO	TO	TO	TO	TO	TO	TO		
ROW%	10/22	10/29	11/05	11/12	11/19	11/27	01/15		
COL%									
5 X 4	0	0	0	2	0	2	0	0	4
	0.00	0.00	0.00	1.83	0.00	1.83	0.00	0.00	3.67
	0.00	0.00	0.00	50.00	0.00	50.00	0.00	0.00	100.00
	0.00	0.00	0.00	8.00	0.00	8.00	0.00	0.00	3.67
5 X 5	0	1	1	0	1	0	0	0	3
	0.00	0.92	0.92	0.00	0.92	0.00	0.00	0.00	2.75
	0.00	33.33	33.33	0.00	33.33	0.00	0.00	0.00	100.00
	0.00	3.85	6.25	0.00	6.25	0.00	0.00	0.00	2.75
6 X 5	0	1	0	0	0	0	0	0	1
	0.00	0.92	0.00	0.00	0.00	0.00	0.00	0.00	0.92
	0.00	100.00	0.00	0.00	0.00	0.00	0.00	0.00	100.00
	0.00	3.85	0.00	0.00	0.00	0.00	0.00	0.00	0.92
TOTAL	1	26	16	25	16	25	0	0	109
ANTLRD	0.92	23.85	14.68	22.94	14.68	22.94	0.00	0.00	100.00
	0.92	23.85	14.68	22.94	14.68	22.94	0.00	0.00	100.00
	100.00	100.00	100.00	100.00	100.00	100.00	0.00	0.00	100.00

1994 MULE DEER ANTLER STATISTICS BY TIME PERIOD

DISTRICT 8XX

FREQ TOT% ROW% COL%	09/01 TO 10/22	10/23 TO 10/29	10/30 TO 11/05	11/06 TO 11/12	11/13 TO 11/19	11/20 TO 11/27	11/28 TO 01/15	UNKWN	TOTAL
ANTLSS	0 0.00	1 100.00	0 0.00	0 0.00	0 0.00	0 0.00	0 0.00	0 0.00	1 100.00
	0.00	100.00	0.00	0.00	0.00	0.00	0.00	0.00	100.00
	0.00	100.00	0.00	0.00	0.00	0.00	0.00	0.00	100.00
	0.00	100.00	0.00	0.00	0.00	0.00	0.00	0.00	100.00
2 X 2	0 0.00	0 0.00	0 0.00	0 0.00	0 0.00	1 33.33	0 0.00	0 0.00	1 33.33
	0.00	0.00	0.00	0.00	0.00	33.33	0.00	0.00	33.33
	0.00	0.00	0.00	0.00	0.00	100.00	0.00	0.00	100.00
	0.00	0.00	0.00	0.00	0.00	50.00	0.00	0.00	33.33
3 X 3	0 0.00	0 0.00	0 0.00	0 0.00	0 0.00	1 33.33	0 0.00	0 0.00	1 33.33
	0.00	0.00	0.00	0.00	0.00	33.33	0.00	0.00	33.33
	0.00	0.00	0.00	0.00	0.00	100.00	0.00	0.00	100.00
	0.00	0.00	0.00	0.00	0.00	50.00	0.00	0.00	33.33
4 X 3	0 0.00	0 0.00	0 0.00	0 0.00	1 33.33	0 0.00	0 0.00	0 0.00	1 33.33
	0.00	0.00	0.00	0.00	33.33	0.00	0.00	0.00	33.33
	0.00	0.00	0.00	0.00	100.00	0.00	0.00	0.00	100.00
	0.00	0.00	0.00	0.00	100.00	0.00	0.00	0.00	33.33
TOTAL ANTLRD	0 0.00	0 0.00	0 0.00	0 0.00	1 33.33	2 66.67	0 0.00	0 0.00	3 100.00
	0.00	0.00	0.00	0.00	33.33	66.67	0.00	0.00	100.00
	0.00	0.00	0.00	0.00	33.33	66.67	0.00	0.00	100.00
	0.00	0.00	0.00	0.00	100.00	100.00	0.00	0.00	100.00

1994 MULE DEER ANTLER STATISTICS BY TIME PERIOD

REGION 8

FREQ	09/01	10/23	10/30	11/06	11/13	11/20	11/28	UNKWN	TOTAL
TOT%	TO	TO	TO	TO	TO	TO	TO		
ROW%	10/22	10/29	11/05	11/12	11/19	11/27	01/15		
COL%									
ANTLSS	18	56	52	61	65	72	1	0	325
	5.54	17.23	16.00	18.77	20.00	22.15	0.31	0.00	100.00
	5.54	17.23	16.00	18.77	20.00	22.15	0.31	0.00	100.00
	100.00	100.00	100.00	100.00	100.00	100.00	100.00	0.00	100.00
1 X 1	0	11	3	6	7	10	0	0	37
	0.00	1.56	0.43	0.85	1.00	1.42	0.00	0.00	5.26
	0.00	29.73	8.11	16.22	18.92	27.03	0.00	0.00	100.00
	0.00	7.24	2.70	4.62	5.22	5.95	0.00	0.00	5.26
2 X 1	0	3	1	3	2	2	0	0	11
	0.00	0.43	0.14	0.43	0.28	0.28	0.00	0.00	1.56
	0.00	27.27	9.09	27.27	18.18	18.18	0.00	0.00	100.00
	0.00	1.97	0.90	2.31	1.49	1.19	0.00	0.00	1.56
2 X 2	4	59	54	50	47	73	0	0	287
	0.57	8.39	7.68	7.11	6.69	10.38	0.00	0.00	40.83
	1.39	20.56	18.82	17.42	16.38	25.44	0.00	0.00	100.00
	50.00	38.82	48.65	38.46	35.07	43.45	0.00	0.00	40.83
3 X 1	0	1	0	0	0	0	0	0	1
	0.00	0.14	0.00	0.00	0.00	0.00	0.00	0.00	0.14
	0.00	100.00	0.00	0.00	0.00	0.00	0.00	0.00	100.00
	0.00	0.66	0.00	0.00	0.00	0.00	0.00	0.00	0.14
3 X 2	0	10	5	8	14	9	0	0	46
	0.00	1.42	0.71	1.14	1.99	1.28	0.00	0.00	6.54
	0.00	21.74	10.87	17.39	30.43	19.57	0.00	0.00	100.00
	0.00	6.58	4.50	6.15	10.45	5.36	0.00	0.00	6.54
3 X 3	2	27	20	21	21	31	0	0	122
	0.28	3.84	2.84	2.99	2.99	4.41	0.00	0.00	17.35
	1.64	22.13	16.39	17.21	17.21	25.41	0.00	0.00	100.00
	25.00	17.76	18.02	16.15	15.67	18.45	0.00	0.00	17.35
4 X 2	0	2	0	0	1	2	0	0	5
	0.00	0.28	0.00	0.00	0.14	0.28	0.00	0.00	0.71
	0.00	40.00	0.00	0.00	20.00	40.00	0.00	0.00	100.00
	0.00	1.32	0.00	0.00	0.75	1.19	0.00	0.00	0.71
4 X 3	0	4	3	8	13	6	0	0	34
	0.00	0.57	0.43	1.14	1.85	0.85	0.00	0.00	4.84
	0.00	11.76	8.82	23.53	38.24	17.65	0.00	0.00	100.00
	0.00	2.63	2.70	6.15	9.70	3.57	0.00	0.00	4.84

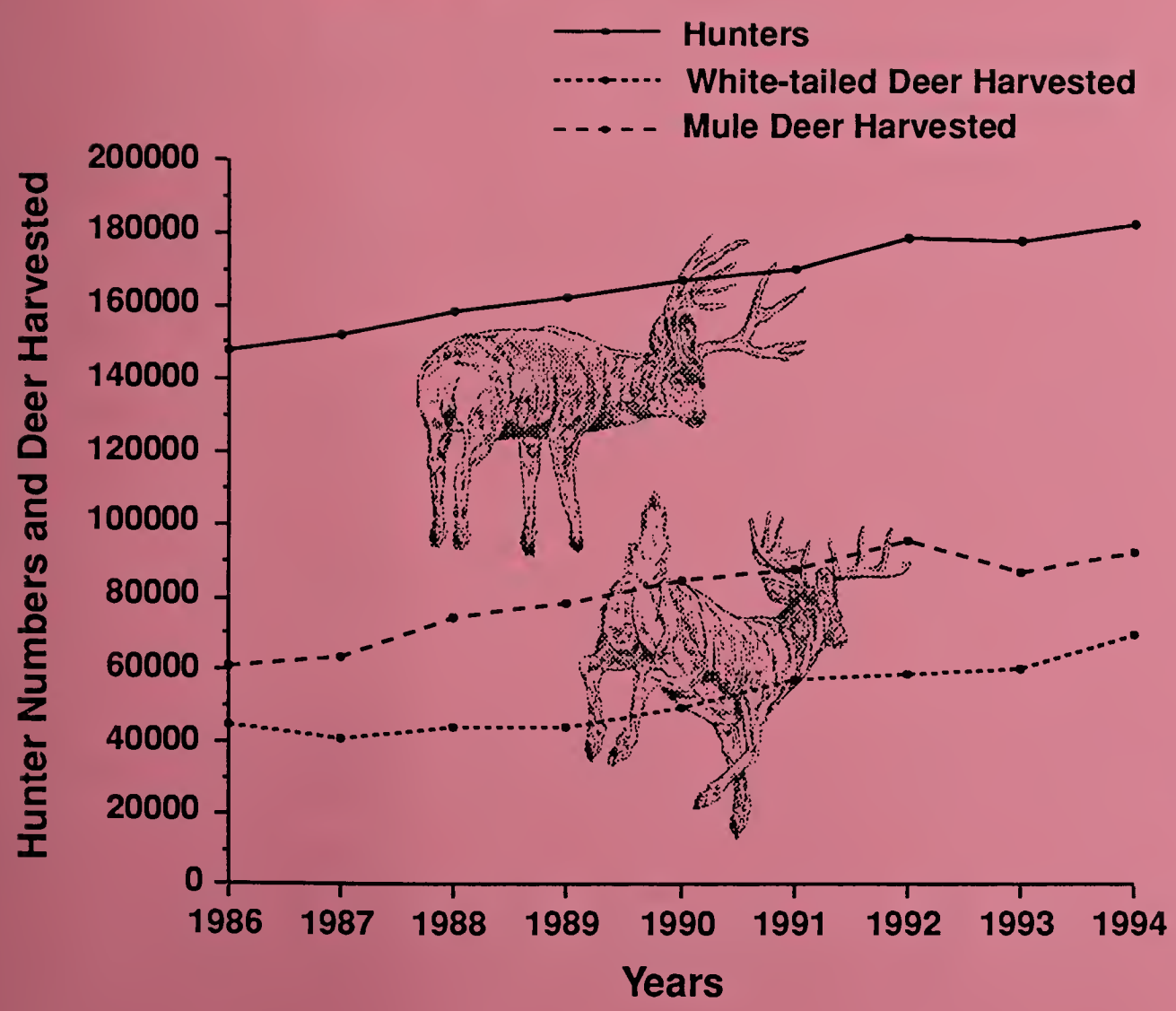
1994 MULE DEER ANTLER STATISTICS BY TIME PERIOD

REGION 8 (CONTINUED)

FREQ	09/01	10/23	10/30	11/06	11/13	11/20	11/28	UNKWN	TOTAL
TOT%	TO	TO	TO	TO	TO	TO	TO		
ROW%	10/22	10/29	11/05	11/12	11/19	11/27	01/15		
COL%									
4 X 4	1	25	16	21	20	27	0	0	110
	0.14	3.56	2.28	2.99	2.84	3.84	0.00	0.00	15.65
	0.91	22.73	14.55	19.09	18.18	24.55	0.00	0.00	100.00
	12.50	16.45	14.41	16.15	14.93	16.07	0.00	0.00	15.65
5 X 3	0	0	1	2	0	0	0	0	3
	0.00	0.00	0.14	0.28	0.00	0.00	0.00	0.00	0.43
	0.00	0.00	33.33	66.67	0.00	0.00	0.00	0.00	100.00
	0.00	0.00	0.90	1.54	0.00	0.00	0.00	0.00	0.43
5 X 4	1	2	2	5	2	4	0	0	16
	0.14	0.28	0.28	0.71	0.28	0.57	0.00	0.00	2.28
	6.25	12.50	12.50	31.25	12.50	25.00	0.00	0.00	100.00
	12.50	1.32	1.80	3.85	1.49	2.38	0.00	0.00	2.28
5 X 5	0	5	5	6	6	4	0	0	26
	0.00	0.71	0.71	0.85	0.85	0.57	0.00	0.00	3.70
	0.00	19.23	19.23	23.08	23.08	15.38	0.00	0.00	100.00
	0.00	3.29	4.50	4.62	4.48	2.38	0.00	0.00	3.70
6 X 5	0	3	0	0	1	0	0	0	4
	0.00	0.43	0.00	0.00	0.14	0.00	0.00	0.00	0.57
	0.00	75.00	0.00	0.00	25.00	0.00	0.00	0.00	100.00
	0.00	1.97	0.00	0.00	0.75	0.00	0.00	0.00	0.57
6 X 6	0	0	1	0	0	0	0	0	1
	0.00	0.00	0.14	0.00	0.00	0.00	0.00	0.00	0.14
	0.00	0.00	100.00	0.00	0.00	0.00	0.00	0.00	100.00
	0.00	0.00	0.90	0.00	0.00	0.00	0.00	0.00	0.14
TOTAL	8	152	111	130	134	168	0	0	703
ANTLRD	1.14	21.62	15.79	18.49	19.06	23.90	0.00	0.00	100.00
	1.14	21.62	15.79	18.49	19.06	23.90	0.00	0.00	100.00
	100.00	100.00	100.00	100.00	100.00	100.00	0.00	0.00	100.00

STATEWIDE

DEER





1994 MULE DEER ANTLER STATISTICS BY TIME PERIOD

DISTRICT XXX

FREQ	09/01	10/23	10/30	11/06	11/13	11/20	11/28	UNKWN	TOTAL
TOT%	TO	TO	TO	TO	TO	TO	TO		
ROW%	10/22	10/29	11/05	11/12	11/19	11/27	01/15		
COL%									
ANTLSS	1	3	0	2	0	1	0	1	8
	12.50	37.50	0.00	25.00	0.00	12.50	0.00	12.50	100.00
	12.50	37.50	0.00	25.00	0.00	12.50	0.00	12.50	100.00
	100.00	100.00	0.00	100.00	0.00	100.00	0.00	100.00	100.00
2 X 2	0	1	0	3	1	0	0	0	5
	0.00	2.86	0.00	8.57	2.86	0.00	0.00	0.00	14.29
	0.00	20.00	0.00	60.00	20.00	0.00	0.00	0.00	100.00
	0.00	14.29	0.00	42.86	14.29	0.00	0.00	0.00	14.29
3 X 2	0	0	0	0	1	0	0	0	1
	0.00	0.00	0.00	0.00	2.86	0.00	0.00	0.00	2.86
	0.00	0.00	0.00	0.00	100.00	0.00	0.00	0.00	100.00
	0.00	0.00	0.00	0.00	14.29	0.00	0.00	0.00	2.86
3 X 3	2	2	0	0	1	0	0	0	5
	5.71	5.71	0.00	0.00	2.86	0.00	0.00	0.00	14.29
	40.00	40.00	0.00	0.00	20.00	0.00	0.00	0.00	100.00
	66.67	28.57	0.00	0.00	14.29	0.00	0.00	0.00	14.29
4 X 3	1	0	0	0	0	0	0	0	1
	2.86	0.00	0.00	0.00	0.00	0.00	0.00	0.00	2.86
	100.00	0.00	0.00	0.00	0.00	0.00	0.00	0.00	100.00
	33.33	0.00	0.00	0.00	0.00	0.00	0.00	0.00	2.86
4 X 4	0	1	1	1	2	5	0	1	11
	0.00	2.86	2.86	2.86	5.71	14.29	0.00	2.86	31.43
	0.00	9.09	9.09	9.09	18.18	45.45	0.00	9.09	100.00
	0.00	14.29	20.00	14.29	28.57	100.00	0.00	100.00	31.43
5 X 3	0	0	0	1	0	0	0	0	1
	0.00	0.00	0.00	2.86	0.00	0.00	0.00	0.00	2.86
	0.00	0.00	0.00	100.00	0.00	0.00	0.00	0.00	100.00
	0.00	0.00	0.00	14.29	0.00	0.00	0.00	0.00	2.86
5 X 4	0	2	0	1	1	0	0	0	4
	0.00	5.71	0.00	2.86	2.86	0.00	0.00	0.00	11.43
	0.00	50.00	0.00	25.00	25.00	0.00	0.00	0.00	100.00
	0.00	28.57	0.00	14.29	14.29	0.00	0.00	0.00	11.43
5 X 5	0	0	2	1	1	0	0	0	4
	0.00	0.00	5.71	2.86	2.86	0.00	0.00	0.00	11.43
	0.00	0.00	50.00	25.00	25.00	0.00	0.00	0.00	100.00
	0.00	0.00	40.00	14.29	14.29	0.00	0.00	0.00	11.43

1994 MULE DEER ANTLER STATISTICS BY TIME PERIOD

DISTRICT XXX (CONTINUED)

FREQ	09/01	10/23	10/30	11/06	11/13	11/20	11/28	UNKWN	TOTAL
TOT%	TO	TO	TO	TO	TO	TO	TO		
ROW%	10/22	10/29	11/05	11/12	11/19	11/27	01/15		
COL%									
6 X 4	0	1	0	0	0	0	0	0	1
	0.00	2.86	0.00	0.00	0.00	0.00	0.00	0.00	2.86
	0.00	100.00	0.00	0.00	0.00	0.00	0.00	0.00	100.00
	0.00	14.29	0.00	0.00	0.00	0.00	0.00	0.00	2.86
6 X 5	0	0	1	0	0	0	0	0	1
	0.00	0.00	2.86	0.00	0.00	0.00	0.00	0.00	2.86
	0.00	0.00	100.00	0.00	0.00	0.00	0.00	0.00	100.00
	0.00	0.00	20.00	0.00	0.00	0.00	0.00	0.00	2.86
7 X 6	0	0	1	0	0	0	0	0	1
	0.00	0.00	2.86	0.00	0.00	0.00	0.00	0.00	2.86
	0.00	0.00	100.00	0.00	0.00	0.00	0.00	0.00	100.00
	0.00	0.00	20.00	0.00	0.00	0.00	0.00	0.00	2.86
TOTAL	3	7	5	7	7	5	0	1	35
ANTLRD	8.57	20.00	14.29	20.00	20.00	14.29	0.00	2.86	100.00
	8.57	20.00	14.29	20.00	20.00	14.29	0.00	2.86	100.00
	100.00	100.00	100.00	100.00	100.00	100.00	0.00	100.00	100.00

1994 MULE DEER ANTLER STATISTICS BY TIME PERIOD

STATE (CONTINUED)

FREQ	09/01	10/23	10/30	11/06	11/13	11/20	11/28	UNKWN	TOTAL
TOT%	TO	TO	TO	TO	TO	TO	TO		
ROW%	10/22	10/29	11/05	11/12	11/19	11/27	01/15		
COL%									
3 X 1	0	4	4	0	1	2	0	0	11
	0.00	0.03	0.03	0.00	0.01	0.01	0.00	0.00	0.08
	0.00	36.36	36.36	0.00	9.09	18.18	0.00	0.00	100.00
	0.00	0.13	0.19	0.00	0.04	0.06	0.00	0.00	0.08
3 X 2	13	143	100	91	107	105	1	3	563
	0.09	1.00	0.70	0.64	0.75	0.73	0.01	0.02	3.94
	2.31	25.40	17.76	16.16	19.01	18.65	0.18	0.53	100.00
	6.70	4.65	4.70	3.54	3.84	3.03	3.03	6.38	3.94
3 X 3	32	483	363	421	442	512	3	7	2263
	0.22	3.38	2.54	2.94	3.09	3.58	0.02	0.05	15.83
	1.41	21.34	16.04	18.60	19.53	22.62	0.13	0.31	100.00
	16.49	15.71	17.05	16.37	15.88	14.77	9.09	14.89	15.83
4 X -	0	1	1	1	1	0	0	1	5
	0.00	0.01	0.01	0.01	0.01	0.00	0.00	0.01	0.03
	0.00	20.00	20.00	20.00	20.00	0.00	0.00	20.00	100.00
	0.00	0.03	0.05	0.04	0.04	0.00	0.00	2.13	0.03
4 X 1	0	3	0	0	3	2	0	0	8
	0.00	0.02	0.00	0.00	0.02	0.01	0.00	0.00	0.06
	0.00	37.50	0.00	0.00	37.50	25.00	0.00	0.00	100.00
	0.00	0.10	0.00	0.00	0.11	0.06	0.00	0.00	0.06
4 X 2	1	12	9	11	13	10	1	0	57
	0.01	0.08	0.06	0.08	0.09	0.07	0.01	0.00	0.40
	1.75	21.05	15.79	19.30	22.81	17.54	1.75	0.00	100.00
	0.52	0.39	0.42	0.43	0.47	0.29	3.03	0.00	0.40
4 X 3	11	206	115	196	207	248	2	2	987
	0.08	1.44	0.80	1.37	1.45	1.73	0.01	0.01	6.90
	1.11	20.87	11.65	19.86	20.97	25.13	0.20	0.20	100.00
	5.67	6.70	5.40	7.62	7.44	7.16	6.06	4.26	6.90
4 X 4	35	801	580	694	816	997	11	10	3944
	0.24	5.60	4.06	4.85	5.71	6.97	0.08	0.07	27.58
	0.89	20.31	14.71	17.60	20.69	25.28	0.28	0.25	100.00
	18.04	26.06	27.24	26.98	29.31	28.77	33.33	21.28	27.58
5 X -	0	0	1	2	0	0	0	0	3
	0.00	0.00	0.01	0.01	0.00	0.00	0.00	0.00	0.02
	0.00	0.00	33.33	66.67	0.00	0.00	0.00	0.00	100.00
	0.00	0.00	0.05	0.08	0.00	0.00	0.00	0.00	0.02

1994 MULE DEER ANTLER STATISTICS BY TIME PERIOD

STATE (CONTINUED)

FREQ	09/01	10/23	10/30	11/06	11/13	11/20	11/28	UNKWN	TOTAL
TOT%	TO	TO	TO	TO	TO	TO	TO		
ROW%	10/22	10/29	11/05	11/12	11/19	11/27	01/15		
COL%									
5 X 0	0	0	0	0	1	0	0	0	1
	0.00	0.00	0.00	0.00	0.01	0.00	0.00	0.00	0.01
	0.00	0.00	0.00	0.00	100.00	0.00	0.00	0.00	100.00
	0.00	0.00	0.00	0.00	0.04	0.00	0.00	0.00	0.01
5 X 2	0	1	1	2	0	1	0	0	5
	0.00	0.01	0.01	0.01	0.00	0.01	0.00	0.00	0.03
	0.00	20.00	20.00	40.00	0.00	20.00	0.00	0.00	100.00
	0.00	0.03	0.05	0.08	0.00	0.03	0.00	0.00	0.03
5 X 3	1	10	9	12	14	12	0	0	58
	0.01	0.07	0.06	0.08	0.10	0.08	0.00	0.00	0.41
	1.72	17.24	15.52	20.69	24.14	20.69	0.00	0.00	100.00
	0.52	0.33	0.42	0.47	0.50	0.35	0.00	0.00	0.41
5 X 4	7	179	97	123	169	175	1	0	751
	0.05	1.25	0.68	0.86	1.18	1.22	0.01	0.00	5.25
	0.93	23.83	12.92	16.38	22.50	23.30	0.13	0.00	100.00
	3.61	5.82	4.56	4.78	6.07	5.05	3.03	0.00	5.25
5 X 5	15	269	200	277	331	402	5	7	1506
	0.10	1.88	1.40	1.94	2.31	2.81	0.03	0.05	10.53
	1.00	17.86	13.28	18.39	21.98	26.69	0.33	0.46	100.00
	7.73	8.75	9.39	10.77	11.89	11.60	15.15	14.89	10.53
6 X -	0	1	0	0	2	0	0	1	4
	0.00	0.01	0.00	0.00	0.01	0.00	0.00	0.01	0.03
	0.00	25.00	0.00	0.00	50.00	0.00	0.00	25.00	100.00
	0.00	0.03	0.00	0.00	0.07	0.00	0.00	2.13	0.03
6 X 1	0	0	1	0	1	0	0	0	2
	0.00	0.00	0.01	0.00	0.01	0.00	0.00	0.00	0.01
	0.00	0.00	50.00	0.00	50.00	0.00	0.00	0.00	100.00
	0.00	0.00	0.05	0.00	0.04	0.00	0.00	0.00	0.01
6 X 2	0	1	1	0	0	0	0	0	2
	0.00	0.01	0.01	0.00	0.00	0.00	0.00	0.00	0.01
	0.00	50.00	50.00	0.00	0.00	0.00	0.00	0.00	100.00
	0.00	0.03	0.05	0.00	0.00	0.00	0.00	0.00	0.01
6 X 3	0	0	1	2	1	0	0	0	4
	0.00	0.00	0.01	0.01	0.01	0.00	0.00	0.00	0.03
	0.00	0.00	25.00	50.00	25.00	0.00	0.00	0.00	100.00
	0.00	0.00	0.05	0.08	0.04	0.00	0.00	0.00	0.03

1994 MULE DEER ANTLER STATISTICS BY TIME PERIOD

STATE (CONTINUED)

FREQ TOT% ROW% COL%	09/01 TO 10/22	10/23 TO 10/29	10/30 TO 11/05	11/06 TO 11/12	11/13 TO 11/19	11/20 TO 11/27	11/28 TO 01/15	UNKWN	TOTAL
8 X 4	0 0.00 0.00 0.00	0 0.00 0.00 0.00	0 0.00 0.00 0.00	0 0.00 0.00 0.00	1 0.01 100.00 0.04	0 0.00 0.00 0.00	0 0.00 0.00 0.00	0 0.00 0.00 0.00	1 0.01 100.00 0.01
8 X 5	1 0.01 16.67 0.52	2 0.01 33.33 0.07	0 0.00 0.00 0.00	1 0.01 16.67 0.04	1 0.01 16.67 0.04	1 0.01 16.67 0.03	0 0.00 0.00 0.00	0 0.00 0.00 0.00	6 0.04 100.00 0.04
8 X 6	0 0.00 0.00 0.00	5 0.03 41.67 0.16	3 0.02 25.00 0.14	0 0.00 0.00 0.00	0 0.00 0.00 0.00	4 0.03 33.33 0.12	0 0.00 0.00 0.00	0 0.00 0.00 0.00	12 0.08 100.00 0.08
8 X 7	1 0.01 5.26 0.52	4 0.03 21.05 0.13	2 0.01 10.53 0.09	3 0.02 15.79 0.12	3 0.02 15.79 0.11	5 0.03 26.32 0.14	0 0.00 0.00 0.00	1 0.01 5.26 2.13	19 0.13 100.00 0.13
8 X 8	0 0.00 0.00 0.00	1 0.01 16.67 0.03	4 0.03 66.67 0.19	1 0.01 16.67 0.04	0 0.00 0.00 0.00	0 0.00 0.00 0.00	0 0.00 0.00 0.00	0 0.00 0.00 0.00	6 0.04 100.00 0.04
9 X 4	0 0.00 0.00 0.00	1 0.01 100.00 0.03	0 0.00 0.00 0.00	0 0.00 0.00 0.00	0 0.00 0.00 0.00	0 0.00 0.00 0.00	0 0.00 0.00 0.00	0 0.00 0.00 0.00	1 0.01 100.00 0.01
9 X 5	0 0.00 0.00 0.00	1 0.01 50.00 0.03	0 0.00 0.00 0.00	0 0.00 0.00 0.00	1 0.01 50.00 0.04	0 0.00 0.00 0.00	0 0.00 0.00 0.00	0 0.00 0.00 0.00	2 0.01 100.00 0.01
9 X 6	0 0.00 0.00 0.00	0 0.00 0.00 0.00	0 0.00 0.00 0.00	0 0.00 0.00 0.00	3 0.02 60.00 0.11	2 0.01 40.00 0.06	0 0.00 0.00 0.00	0 0.00 0.00 0.00	5 0.03 100.00 0.03
9 X 7	0 0.00 0.00 0.00	2 0.01 25.00 0.07	0 0.00 0.00 0.00	3 0.02 37.50 0.12	2 0.01 25.00 0.07	1 0.01 12.50 0.03	0 0.00 0.00 0.00	0 0.00 0.00 0.00	8 0.06 100.00 0.06

Mo



1420 EAST SIXTH AVENUE
HELENA, MONTANA 59




Recycled paper conserves wild

1 ♦ 9 ♦ 9 ♦ 4

MONTANA
big game
HUNTING
REGULATIONS

Table of Contents

Licenses	2	Deer, Elk, Mountain Lion Hunting District Maps	6	Moose	
General Regulations	3	Deer		Moose Hunting District Maps	42
Checking Station		Licenses and General Information	17	Special Season Regulations	44
Closed Areas		General Season Regulations	18	Bighorn Sheep	
Clothing Color		Special Season Regulations	19	Bighorn Sheep Hunting District Maps	45
Evidence of Sex Requirements		Archery	22	Special Season Regulations	47
Firearms		Elk		Mountain Goat	
Game Limits		Licenses and General Information	23	Mountain Goat Hunting District Map	49
Hunter Education-Firearm and Archery		General Season Regulations	23	Special Season Regulations	50
Hunting Hours		Special Season Regulations	25	Question and Answers	51
Littering		Archery	27	Lost license, residency, licenses and permits, dates for 1995, legal archery equipment, special drawings process, transporting livestock, operating ATVs, block management areas, obtaining maps and hunting on state trust lands.	
Marked Animals		Drawing Statistics - Deer and Elk	28	Big Game Hunter Log	52
Motorized Vehicle Travel		Black Bear		Black/Grizzly Bear ID Chart	53
Outfitters and Guides		Black Bear Hunting District Maps	29	Sunrise/Sunset Table	54
Property Laws		Black Bear Regulations	30		
Trapping and Transporting Big Game		Mountain Lion			
Traps		General Season Regulations	31		
Avoid Violations of the Law		Chase Season Regulations	32		
Regional Boundaries	5	Antelope			
		Hunting District Maps	33		
		Special Season Regulations	39		
		Archery	40		
		Drawing Statistics - Antelope, Moose, Sheep and Goat	41		



GUIDE TO USING THE REGULATIONS

The regulations are organized into three main segments, which are color coded to help you find the information you seek more quickly. These segments and their coordinating colors are:

General Information - All segment color coded in green are designated to provide sportspersons with general information on license purchases and big game hunting rules and regulations. Also, answers to some of the most common questions asked by sportspersons, as well as Montana's sunrise and sunset tables, can be found under these green color-coded segments. In addition, the map segments under a green color bar will define regional administrative boundaries and help you to easily locate each regional headquarters.

General Big Game Licenses and Season Dates - All segments color coded in gold are designed to provide sportspersons with detailed species-specific information for the type of license required to hunt: deer, elk, black bear and mountain lion. Also, each hunting district's general season and archery season opening and closing dates, as well as each hunting district's bag limits can be found under these gold color-coded segments.

Special License and Permit Drawings - All segments color coded in blue are designed to supply sportspersons with the information they will need to properly apply for all licenses and permits that are awarded through special drawings. The special drawings are for a limited quota of licenses and permits for deer, elk, antelope, moose, sheep and goat. Under these blue color-coded segments, sportspersons will also find specific information on season dates, tentative harvest quotas set by each hunting district and the sportsperson's reporting requirements after an animal is harvested.

By order of the Montana Fish, Wildlife and Parks Commission, the seasons, limits and regulations listed here in shall govern the 1994 deer, elk, black bear, antelope, moose, bighorn sheep, mountain goat and mountain lion hunting seasons. These regulations are valid March 1, 1994 through February 28, 1995, and were adopted by the Fish, Wildlife and Parks Commission on February 8, 1994.

All licenses/permits must be signed before they are valid. All licenses are non-refundable non-transferable. The 1994 license year runs March 1, 1994, through February 28, 1995.

All hunters ages 12-17 years must show proof of completing a hunter education program before purchasing any hunting license.

All bowhunters ages 12-17 years must show proof of completing a course from the National Bowhunters Education Program.

Adult (18 years of age or older) bowhunters must show proof of an NBEF Bowhunter Education Certificate or present any prior years bow hunting/archery stamp, tag, permit or license from any state or province to purchase a Montana bow and arrow license.

TYPE OF LICENSE/PERMIT	Resident cost in dollars	Nonresident cost in dollars	Available at license agents	Available at FW&P offices	Available ONLY at FW&P Headquarters, Helena	Issued through special drawings	Application deadline June 1	Application deadline Nov. 15	Prices included nonrefundable drawing fees	
CONSERVATION - GENERAL	\$4	\$5	■	■						Prerequisite for all licenses. Residents 12-14 years of age and 62 or older need only a conservation license to fish, and to hunt upland game birds. Residents certified as permanently and substantially disabled, as designated by rules of the department, may apply annually for this license which authorizes fishing, hunting of upland game birds and the purchase of deer "A" and elk licenses at one-half price.
CONSERVATION - DISABLED RESIDENT	\$4	NA	■	■						Does not include turkey. Residents 12-14 years of age and 62 or older need only a conservation license to hunt upland game birds. Residents of the Flathead Indian Reservation should check the Upland Bird regulations for licensing specifics.
UPLAND GAME BIRD	\$6	\$55	■	■						Upland game bird license required prerequisite.
TURKEY	\$5	\$13	■	■						Federal waterfowl stamp also required to hunt waterfowl. Residents 12-14 years of age need only a conservation license to hunt waterfowl; residents 62 or older need only a conservation license and a federal waterfowl stamp to hunt waterfowl. Residents of the Flathead Indian Reservation should check the Migratory Bird regulations for licensing specifics.
WATERFOWL	\$5	\$5	■	■						Required for special ARCHERY ONLY seasons. Must show proof of both hunter and bowhunter education.
BOW AND ARROW	\$8	\$8	■	■						Includes a conservation, deer "A", elk and black bear license and authorizes fishing and hunting of upland game birds.
SPORTSMAN'S	\$64	NA	■	■						Nonresidents applying for Deer Combination License may not apply. Quota of 17,000 issued annually. Includes a conservation, deer "A", and elk license and authorizes fishing and hunting of upland game birds.
BIG GAME COMBINATION	NA	\$475	■	■						Montana residents 12-14 years of age and 62 years or older, or holders of a Disabled Resident Conservation License may purchase a deer "A" license for one-half price (\$6.50).
DEER "A"	\$13	NA	■	■						Nonresident applying for the Big Game Combination License may not apply. Quota of 6,000 issued annually. Includes a conservation and a deer "A" license and authorizes fishing and hunting of upland game birds.
DEER COMBINATION	NA	\$245	■	■						Licenses limited to specified districts.
DEER "B"	\$11	\$53	■	■						Allows for hunting of antlerless white-tailed deer only, in specified districts only. Conservation license only prerequisite.
DEER "B", ANTLERLESS WHITETAIL, MULTI-REGION	\$8	\$50	■	■						Allows for hunting of antlerless mule deer only, in specified districts only. Conservation license only prerequisite.
DEER "B", ANTLERLESS MULE DEER, MULTI-REGION	\$8	\$50	■	■						Nonresidents must hold a big game combination or deer combination license to apply.
DEER PERMITS	\$3	\$3	■	■						Montana residents 12-14 years of age and 62 years or older, or holders of a Disabled Resident Conservation License may purchase an elk license for one-half price (\$8.00).
ELK	\$16	NA	■	■						Nonresidents must hold a big game combination license to apply. Residents must hold a valid elk license to apply.
ELK PERMITS	\$6	\$6	■	■						May not be purchased after November 15 of each year.
BLACK BEAR	\$15	\$120	■	■						Must be purchased after mountain lion kill.
MOUNTAIN LION	\$15	\$320	■	■						Mountain lion license and free chase permit required to chase mountain lions.
MOUNTAIN LION TROPHY	\$50	\$50	■	■						Allows for hunting of doe/fawn antelope, in specified districts only. Conservation license only prerequisite.
MOUNTAIN LION CHASE PERMIT	FREE	FREE	■	■						Deadline to apply is May 1.
ANTELOPE	\$14	\$153	■	■						Deadline to apply is May 1.
ANTELOPE "B" DOE/FAWN MULTI-REGION	\$11	\$50	■	■						Deadline to apply is May 1.
MOUNTAIN GOAT	\$78	\$478	■	■						Deadline to apply is May 1.
MOOSE	\$78	\$478	■	■						Deadline to apply is May 1.
BIGHORN SHEEP - LIMITED	\$78	\$478	■	■						Deadline to apply is May 1.
BIGHORN SHEEP - UNLIMITED	\$78	\$478	■	■						Deadline to apply is May 1.

Nonresidents who want to hunt elk or antlered deer in Montana in 1995, should send in their request for information in December. Requests for 1995 big game hunting applications and information will be answered in January, 1995. Write or phone: Fish, Wildlife and Parks, Attn. License Section, P. O. Box 200701, Helena, MT 59620-0701; (406) 444-2950.

Licenses

General Regulations

Checking Stations

All sportspersons are required to stop as directed at all designated check stations on their way to and from hunting and fishing areas, even if there is no game or fish to be checked.

Closed Areas

- State Game Preserves and National Parks are closed to hunting of big game animals. For hunting privileges on Federal Wildlife Refuges, inquire at the local refuge office. Big game hunting privileges on Indian Reservations are limited to tribal members only. Closure of the Ft. Peck Reservation to big game hunting by non-tribal members was lifted on Trust lands for 1994. The FW&P Commission adopted big game regulations to allow the taking of four (4) antelope subject to terms of a Cooperative Agreement between the Tribes and FW&P.
- Wildlife Management Areas with big game winter range are closed to public entry from the day following the end of the general deer/elk season or December 1, whichever is later, to May 15 each year, as posted.

Clothing Color

- Any person hunting or accompanying a sportsperson as an outfitter or guide must wear a minimum of 400 square inches of hunter orange (fluorescent) material above the waist, visible at all times.
- The hunter orange requirement is not in effect during the special archery seasons, which are specifically listed in these regulations as: "ARCHERY ONLY." Bowhunters pursuing big game animals with bow and arrow must wear a minimum of 400 square inches of hunter orange (fluorescent) above the waist if firearm season is open in the hunting district and for the species you are pursuing.

Evidence of Sex Requirements

- It is illegal to possess or transport the carcass of any big game animal unless evidence of the animal's sex and species remains naturally attached to its carcass or a portion of the carcass.
- In most cases, the easiest way to meet this requirement is to leave the animal's head attached to the carcass. However, if the animal's head is removed, some other evidence of sex must remain **naturally attached** to the carcass or a portion of it.
- The following are considered lawful evidence of sex:
 - **Horned or Antlered Game Animals:** Male--head with the horns or antlers naturally attached, penis, testicles or scrotum. Female--head or udder (mammaries).
 - **Bears and Mountain Lions:** Male--testicles or baculum. Female--vulva.
- Evidence of an animal's sex and species must be retained until the animal's meat is processed (cut and wrapped) or until a bear or mountain lion is checked by a department employee or delivered to a taxidermist.
- Sportspersons harvesting a big game animal, if required by a department employee, must physically return to the kill site for inspection and on demand show complete head.

Traps--Do Not Disturb

Montana trappers are permitted to trap furbearing animals during designated seasons; predatory, and some non-game animals most of the year. Sportspersons afield who find a trap are prohibited from disturbing the traps or trapped animals.

Weed Free Hay Programs


- Certain areas of Montana require the use of certified weed free hay, straw and pellets for livestock to prevent the spread of noxious weeds.
- Please contact offices of the Montana Department of Fish, Wildlife and Parks, U.S. Forest Service, Bureau of Land Management and Montana Department of Agriculture for information about the area where you will be hunting.
- Please see page 5 if you are transporting horses or mules into Montana.

AVOID VIOLATIONS OF THE LAW

Immediately after killing a big game animal, all hunters must properly validate the appropriate license/tag and securely attach it to the animal so that it is clearly visible.

Proper validation is easy:

- 1) Locate the appropriate month and day the animal was killed and completely cut away (notch out) the month and day designations. The license/tag shown below, for example, has been properly validated for an animal taken on November 17.
- 2) **Be Careful!** The correct and appropriate month and day designations must be removed completely from the license/tag. Removing more than one month or one day designation invalidates the license/tag.



Sportspersons are prohibited from wasting any part of any game animal, game bird or game fish that is suitable for food. Game animal parts that are defined as being "suitable for food" are: all of the four quarters above the hock, including loin and backstrap. (The law does not apply to black bear and mountain lion.)

Sportspersons are prohibited from shooting or attempting to shoot a game animal from a motorized vehicle (car, truck, boat, snowmobile, motorcycle, all-terrain-vehicle, airplane, etc.) even if the vehicle is not moving.

• Adult (18 years age or older) bowhunters must show proof of NBEF Bowhunter Education Certificate or present any prior years bowhunting/archery stamp, tag, permit or license from any state or province to purchase a Montana bow and arrow license.

• Montana law adopted in 1993 requires members of the armed forces and their dependents taking advantage of the 30-day residency exception to present a Montana Hunter Education Certificate or similar certificate from any state or province when purchasing any Montana license.

Hunting Hours

Authorized hunting hours for the taking of big game animals begins one-half hour before sunrise and ends one-half hour after sunset each day of the hunting season. See official sunrise-sunset table on page 54 of these regulations.

Littering

A person convicted of littering while hunting, fishing or camping shall forfeit their license or privileges to hunt, fish or camp within Montana for a period of one year.

Marked Animals

It is legal to shoot big game animals that have radio collars, neck bands or markers, but markers and radio collars must be returned to the Department of Fish, Wildlife and Parks.

Motorized Vehicle Travel

A common question asked by a sportsperson is "May I drive off established roads and trails to retrieve game?" There is no standard answer. In all cases, when on private lands, sportspersons must first obtain permission from the private landowner. In the case of public lands, the answer varies. BLM public lands are open to motorized travel unless designated closed. On National Forest lands, restrictions to motorized travel are described on Travel Plan maps available at local U.S. Forest Service offices. On National Wildlife Refuges, all off-road travel is prohibited. For further information, contact the appropriate land governing agency. See page 5 for addresses and phone numbers.

Outfitters and Guides

• Outfitters and guides are licensed by the Montana Department of Commerce. For information verification or a complete listing of licensed outfitters and guides telephone the Department of Commerce at (406)444-3737.

• Any outfitter utilizing federal lands or lands not held in fee title by the outfitter must be licensed by the Department of Commerce.

• It is illegal to hire an outfitter not licensed by the Department of Commerce.

Property Laws

• **Permission to Hunt Big Game --** Montana Law requires that big game hunters must have permission of the landowner, lessee or their agent before hunting big game animals on private property, regardless of whether the land is posted or not.

Firearms

- **Caliber--** There is no caliber limitation during the general big game hunting season (except as specified under shotgun) for the taking of big game animals in Montana. However, the use of poisonous, explosive or deleterious substances on or in any bullet or projectile is prohibited. Match the caliber and firearm to the size of the animal hunted.
- **Shotgun--** Sportspersons are prohibited from shooting deer or elk with shotguns, except with loads of O buck, OO buck or rifle slugs.

Restrictions for traditional handgun and muzzleloader areas only:

- **Muzzleloader--** firearm must meet the following criteria: 1) not capable of being loaded from the breech of the barrel; 2) not loaded with any prepared paper or metallic cartridge; 3) charged with black powder, pyrodex or an equivalent; 4) is ignited by a percussion, flintlock, matchlock or wheellock mechanism; 5) must be minimum of .45 caliber; 6) no more than two barrels; and 7) lead projectile only, no sabots.
- **Handguns--** "traditional" handgun must meet the following criteria: 1) not capable of being shoulder mounted; 2) has a barrel of less than 10 1/2 inches; 3) chambers a straight wall cartridge, not originally developed for rifles.

Game Limits

No person may kill more than one big game animal of any one species in any one license year, unless otherwise specified.

Hunter Education--Firearm and Archery

- Youth under the age of 17 years applying for the 1994 special drawings must be at least 12 years of age before September 15, 1994, and provide required proof of successfully completing a Hunter Education Program at the time of applying for the special drawings.
- Resident sportspersons 12-17 years of age are required by law to have a Montana Hunter Education Certificate of Competency in the safe handling of firearms before they may purchase a hunting license. The Certificate of Competency is awarded to resident youths who have successfully completed Montana's Hunter Education Program.
- New residents of Montana 12-17 years of age need to check with their local Fish, Wildlife and Parks Office to determine if their out-of-state hunter education certificate can be accepted and to receive a Montana Hunter Education Certificate.
- Non-resident youths 12-17 years of age are required by law to submit a copy of their home state hunter education certificate verifying successful completion of the course when applying for any hunting license in Montana.
- Both resident and nonresident youths 12-17 years of age are required to purchase the bow and arrow stamp to archery hunt during the ARCHERY ONLY season, and must provide a Certificate of Competency in the safe handling of bow hunting tackle from the National Bowhunter Education Foundation (NBEF), in addition to the Certificate of Competency in the safe handling of firearms.

- **Obtain Permission Early --** Approximately 70 percent of Montana's hunting districts are comprised of private land. In some hunting districts, it is difficult to obtain access to private lands. Sportspersons should secure landowner permission before applying for a special license/permit in these areas.

- **Trespass--** Montana law states that lands can be closed to the public either by posting the land or through verbal communication by landowners or their agents. If permission is granted, the landowner may revoke permission by personal communication at any time. An orange post means no trespassing without permission.

- Posting Requirements--

Notice denying entry to private land must consist of written notice on a post, structure or natural object or by painting a post, structure or natural object with at least 50 square inches of fluorescent orange paint. In the case of a metal fencepost, the entire post must be painted. This notice must be placed at each outer gate and all normal points of access to the property, as well as on both sides of a stream where it crosses an outer property boundary line. Sportspersons are reminded that they must have landowner permission before hunting big game animals on private property, regardless of whether the land is posted or not.

Tagging and Transporting Big Game

- **Tagging--** Immediately after harvesting a game animal, sportspersons must cut out the proper month and the day of the harvest from the appropriate license/tag and attach to the animal in a secure and visible manner. If more than one date is cut out, the license/tag is invalid. The properly validated license/tag shall remain with the meat until consumed (including cold storage). If quartered, the license/tag should remain with the carcass or largest portion of the carcass. The license/tag is to remain attached to the hide of a bear or mountain lion until it is tanned.

- **Transporting--** Properly tagged game animals that comply with the "Evidence of Sex Requirements" and that were lawfully taken by the license holder may be transported by an individual other than the license holder. The name, address and phone number of the person who killed the animal should accompany the carcass. It is a violation of the Federal Lacey Act to transport an illegally taken game animal across state boundaries. Federal Lacey Act violations could result in a criminal penalty of \$20,000 and 5 years in prison. All shippers of fish, game or nongame birds, game animals, furbearing animals, the skins of furbearing animals or predator animals, or parts thereof are required to label all packages offered for shipment by parcel post, common carrier (airlines or UPS, etc) or otherwise. The label should be securely attached to the address of the package and shall plainly indicate the names and addresses of the consignor and consignee and the complete contents of the package (87-3-114, MCA).

- Sportspersons are prohibited from shooting or attempting to shoot a game animal on, from or across a public road or from the public right-of-way (shoulder, berm or barrow pit) along those highways.

- Sportspersons are prohibited from transferring their license to another person or using a license issued to another person.
- Sportspersons are prohibited from hunting or taking any game animal without having a valid license on their person.

- Sportspersons are prohibited from hunting or taking any game animal by the aid or with the use of any set gun, jacklight or other artificial light, trap, snare, or salt lick, nor may any such aforementioned device to entrap or entice game animals be used, made, or set.

- Youths under 14 years of age must be in the company of a parent, legal guardian or other responsible adult when carrying or using firearms for any reason.

- Sportspersons may possess, transport, sell, or purchase naturally shed antlers or the antlers with a skull or portion of a skull attached from a game animal that has died from natural causes and that has not been unlawfully or accidentally killed.

- A motorized vehicle or aircraft cannot be used to concentrate, drive, rally, stir-up, corral or harass game animals or furbearing animals.

PROTECTED -- GRAY WOLF

Gray wolves are present in Montana and are protected by State and Federal law. To assist in wolf management, please report any wolf sightings or sign to the U.S. Fish and Wildlife Service (406)449-5225, or the Flathead National Forest (406)755-5401, or any Fish, Wildlife and Parks headquarters.

- 2.5 feet tall
- 5-6 feet long
- 80-100 pounds
- Broad snout, round ears
- Color varies from white to black
- Long low howl





Deer ♦ Elk ♦ Lion

REGION 1

CLOSED TO HUNTING
FOR BIG GAME

Map only intended as a guide - please refer to the legal descriptions for actual boundaries.

XXXXX - Continental Divide

Deer • Elk • Lion

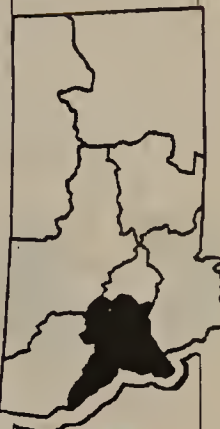
REGION 2

CLOSED TO HUNTING FOR BIG GAME 7

Map only intended as a guide - please refer to the legal descriptions for actual boundaries.

XXXXX - Continental Divide





Deer ♦ Elk ♦ Lion

REGION 2

CLOSED TO HUNTING
FOR BIG GAME

Map only intended as a guide - please
refer to the legal descriptions for actual
boundaries.

XXXXX - Continental Divide

Deer ♦ Elk ♦ Lion

REGION 3

CLOSED TO HUNTING FOR BIG GAME

Map only intended as a guide - please refer to the legal descriptions for actual boundaries.

XXXXXX - Continental Divide





Deer ♦ Elk ♦ Lion

REGION 3

CLOSED TO HUNTING
FOR BIG GAME

Map only intended as a guide - please refer to the legal descriptions for actual boundaries.

XXXXX - Continental Divide

Deer • Elk • Lion

REGION 4

CLOSED TO HUNTING
FOR BIG GAME

Map only intended as a guide - please
refer to the legal descriptions for actual
boundaries.

XXXXX - Continental Divide



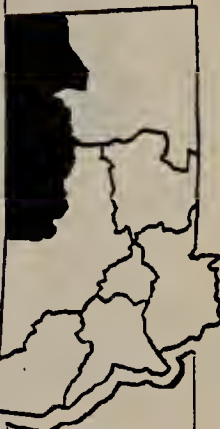


Deer ♦ Elk ♦ Lion

REGION 4

CLOSED TO HUNTING FOR BIG GAME

Map only intended as a guide - please refer to the legal descriptions for actual boundaries.



Deer ♦ Elk ♦ Lion

REGION 6

CLOSED TO HUNTING FOR BIG GAME

Map only intended as a guide - please refer to the legal descriptions for actual boundaries.

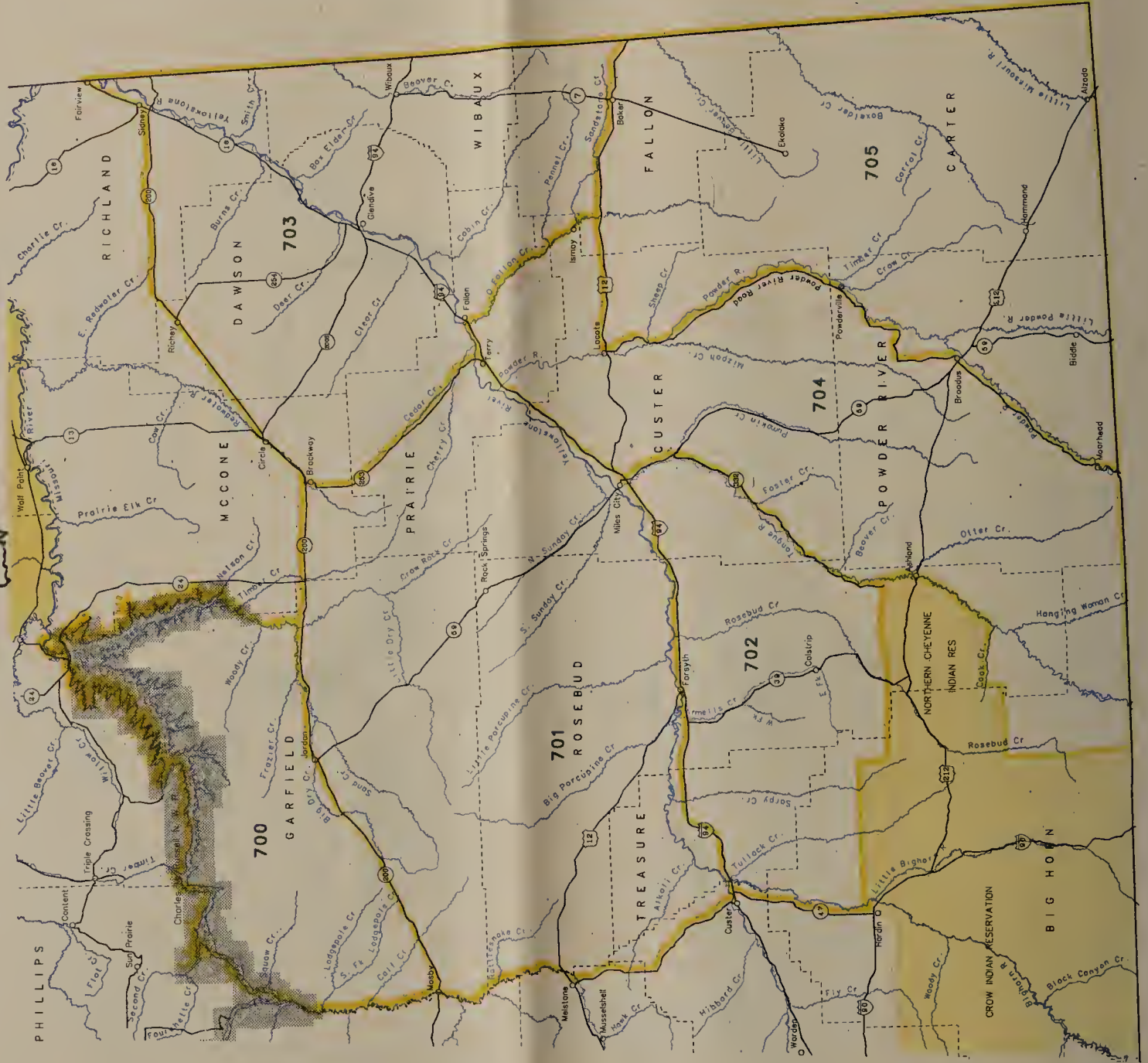
HILL COUNTY PARK CLOSED

Deer ♦ Elk ♦ Lion

REGION 7

CLOSED TO HUNTING
FOR BIG GAME

Map only intended as a guide - please refer to the legal descriptions for actual boundaries.





Deer ♦ Elk ♦ Lion

REGION 8

CLOSED TO HUNTING
FOR BIG GAME

Map only intended as a guide - please refer to the legal descriptions for actual boundaries.

XXXXXX - Continental Divide

LICENSES & GENERAL INFORMATION

- Sportspersons may purchase one deer A and one or more deer B licenses. There are no requirements regarding the order of obtaining nor the order of filling either license.
- Sportspersons are limited to one deer A license per year, which is included in the resident's Sportsman License, the nonresident Big Game Combination License and the nonresident Deer Combination License.
- Nonresident Deer Combination License holders that are landowner sponsored are reminded the license entitles them to hunt deer and upland game birds only on the land owned by the landowner sponsor. This does not include leased or public land. The license is valid statewide for fishing. A general upland game bird license would be required to hunt statewide for upland game birds. The upland game bird license may be purchased at any Fish, Wildlife and Parks office or at most license agents throughout the state.
- Sportspersons may hold and fill more than one deer B license, subject to all specifications on the license issued. Opportunities to obtain a deer B license(s) include:
 1. Special drawings.
 2. Over-the-counter purchase from Fish, Wildlife and Parks offices and license agents.

Definitions

- Antlered Buck - A deer with an antler or antlers at least four inches in length measured from the top of the skull.
- Antlerless - A deer without antlers or with antlers less than four inches in length measured from the top of the skull.
- Either Species - Mule deer or white-tailed deer.
- Four Point (western count) - Any deer having at least one antler with four or more points not counting the brow point or tine. A point is an antler projection that is at least one inch long.
- Two Point (western count) - Any deer having at least one antler with no more than two points, not counting the brow point or tine. A point is an antler projection that is at least one inch long.

Multi-region, Antlerless Whitetail Deer B Licenses

- Sportspersons may purchase only one multi-region whitetail deer B license per year. This may be in addition to any other deer B license(s) purchased. Licenses are available beginning early August from license agents within the 200, 300, 400, 600, 700 and 800 series districts and all Fish, Wildlife and Parks offices.
- Licenses are valid for antlerless white-tailed deer only.
- Licenses are valid as follows:
 - ALL 200 series only during ARCHERY ONLY season Sept. 3 - Oct. 16, 1994, or all ARCHERY ONLY districts during respective seasons. ARCHERY ONLY.
 - ALL 300 series districts.
 - ALL 400 series districts, except hunting district 455; valid in hunting districts 400, 401, 403 and 406 Oct. 23 - Nov. 13 only.
 - ALL 600 series districts. Except hunting districts 621, 622, 623, 631 & 632.
 - ALL 700 series districts.
 - ALL 800 series districts, except the Canyon Ferry WMA portion of 880.

Multi-region Antlerless Mule Deer B Licenses

- Sportspersons may purchase only one multi-region mule deer B license per year. This may be in addition to any other deer B license (s) purchased.
- Licenses are available beginning early August from license agents within the 600 and 700 series districts and all Fish, Wildlife and Parks offices.
- Licenses are valid for antlerless mule deer only.
- Licenses are valid in any hunting district beginning with the number 6 (except 620, 621, 622, 623, 630, 631 & 632) and 7.
- Licenses are valid Oct. 23 - Nov. 27. Licenses may also be used during the ARCHERY ONLY season, but license holder is restricted to the district, sex, species and any special restrictions listed on the license.

SPECIAL REGULATIONS FOR MULE DEER BUCKS

Montana has some deer hunting districts with special regulations governing the type of buck deer that is legal. The diagrams below are intended to assist you in interpreting these special regulations.

TYPICAL SPIKE MULE DEER

Legal buck under 2 point regulation.



TYPICAL 2 POINT MULE DEER

Legal buck under 2 point regulation.




2 x 3 POINT MULE DEER

Legal buck under 2 point regulation.



TYPICAL 4 POINT MULE DEER

Legal buck under 4 point regulation.



ANTLER POINT MEASUREMENT

Legal antler point must be 1 inch or more in length.



Hunting District	Season Opens-Closes	General Season Legal Bag	Hunting District	Season Opens-Closes	General Season Legal Bag
100 Series Districts					
100	Oct. 23 - Nov. 6 Nov. 7 - Nov. 27	Either Sex, Either Species Antlered Buck, Either Species	211	Oct. 23 - Oct. 30 Oct. 31 - Nov. 27	Either Sex, Either Species Antlered Buck, Either Species
101	Oct. 23 - Nov. 6 Nov. 7 - Nov. 27	Either Sex, Either Species Antlered Buck, Either Species	212	Oct. 23 - Oct. 30 Oct. 31 - Nov. 27	Antlered Buck Mule Deer or Either Sex Whitetail
102	Oct. 23 - Nov. 6 Nov. 7 - Nov. 27	Either Sex, Either Species Antlered Buck, Either Species	Both deer A and deer B licenses are valid for either sex, either species — ARCHERY ONLY, Prison Ranch archery area only. Up to 5 deer B licenses per sportsperson available for purchase from the Helena FWP Headquarters, Missoula FWP Headquarters and license agents in Deer Lodge.		
103	Oct. 23 - Nov. 6 Nov. 7 - Nov. 27	Either Sex, Either Species Antlered Buck, Either Species	213	Oct. 23 - Oct. 30 Oct. 31 - Nov. 27	Either Sex, Either Species Antlered Buck, Either Species - Portion of district within the Warm Springs MMA restricted to archery, shotgun, traditional handgun or muzzleloader only.
104	Oct. 23 - Nov. 6 Nov. 7 - Nov. 27	Either Sex, Either Species Antlered Buck, Either Species	214	Oct. 23 - Oct. 30 Oct. 31 - Nov. 27	Either Sex, Either Species Antlered Buck, Either Species
110	Oct. 23 - Nov. 6 Nov. 7 - Nov. 27	Either Sex, Either Species Antlered Buck, Either Species	215	Oct. 23 - Oct. 30 Oct. 31 - Nov. 27	Either Sex, Either Species Antlered Buck, Either Species - Portion of district within the Warm Springs MMA restricted to archery, shotgun, traditional handgun or muzzleloader only.
120	Oct. 23 - Nov. 6 Nov. 7 - Nov. 27	Either Sex, Either Species Antlered Buck, Either Species	216	Oct. 23 - Oct. 30 Oct. 31 - Nov. 27	Either Sex, Either Species Antlered Buck, Either Species
NOTE: Northern portion of hunting district between Smith Lake Road and U. S. Highway 2 - archery, shotgun, traditional handgun or muzzleloader only.					
121	Oct. 23 - Nov. 6 Nov. 7 - Nov. 27	Either Sex, Either Species Antlered Buck, Either Species	240	Sept. 15 - Oct. 1 Hunting by permit only. See hunting district 240, page 20.	Antlered Buck Mule Deer or Either Sex Whitetail
122	Oct. 23 - Nov. 6 Nov. 7 - Nov. 27	Either Sex, Either Species Antlered Buck, Either Species	250	Oct. 23 - Nov. 15 Nov. 16 - Nov. 27	Antlered Buck Mule Deer or Either Sex Whitetail
123	Oct. 23 - Nov. 6 Nov. 7 - Nov. 27	Either Sex, Either Species Antlered Buck, Either Species	260	Sept. 3 - Jan. 15, 1995	Either Sex, Whitetail. ARCHERY ONLY. Up to 5 deer B licenses per sportsperson, valid for antlerless whitetail — ARCHERY ONLY, available for purchase from Helena FWP Headquarters, Missoula FWP Headquarters and some agents in Missoula and the Bitterroot Valley. These licenses also valid in hunting districts 203, 204, 240, 250, 261, and 270 through Jan. 15, 1995.
124	Oct. 23 - Nov. 6 Nov. 7 - Nov. 27	Either Sex, Either Species Antlered Buck, Either Species	No more than a total of 5 antlerless deer B licenses may be purchased for hunting district 260.		
130	Oct. 23 - Nov. 6 Nov. 7 - Nov. 27	Either Sex, Either Species Antlered Buck, Either Species	261	Oct. 23 - Nov. 15 Nov. 16 - Nov. 27	Antlered Buck Mule Deer or Either Sex Whitetail
132	Oct. 23 - Nov. 6 Nov. 7 - Nov. 27	Either Sex, Either Species Antlered Buck, Either Species	270	Oct. 23 - Nov. 15 Nov. 16 - Nov. 27	Antlered Buck Mule Deer or Either Sex Whitetail
140	Oct. 23 - Nov. 6 Nov. 7 - Nov. 27	Either Sex, Either Species Antlered Buck, Either Species	280	Sept. 15 - Oct. 22 Oct. 23 - Oct. 30	Antlered Buck, Either Species Antlered Buck, Either Species
141	Oct. 23 - Nov. 6 Nov. 7 - Nov. 27	Either Sex, Either Species Antlered Buck, Either Species	281	Oct. 31 - Nov. 27	Antlered Buck, Either Species
150	Sept. 15 - Sept. 30 Oct. 1 - Oct. 30	Antlered Buck Mule Deer or Either Sex Whitetail	283	Oct. 23 - Oct. 30 Oct. 31 - Nov. 27	Either Sex, Either Species Antlered Buck, Either Species
151	Sept. 15 - Sept. 30 Oct. 1 - Oct. 15	Antlered Buck Mule Deer or Either Sex Whitetail	284	Sept. 3 - Oct. 30 Oct. 31 - Nov. 27	Either Sex, Either Species. ARCHERY ONLY. Antlered Buck, Either Species ARCHERY ONLY. Up to 2 deer B licenses per sportsperson, valid for antlerless whitetail — ARCHERY ONLY, available for purchase from the Helena FWP Headquarters, Missoula FWP Headquarters and license agents in Lincoln.
170	Sept. 3 - Oct. 22 Oct. 23 - Nov. 27	Either Sex, Either Species. ARCHERY ONLY. Archery, shotgun, traditional handgun, and muzzleloader in northern portion only. Both deer A and deer B licenses valid Sept. 3 - Nov. 27. Up to 2 antlerless whitetail deer B licenses per sportsperson, available for purchase from the Kalspell FWP Headquarters only. Mostly private land.	285	Oct. 23 - Oct. 30 Oct. 31 - Nov. 27	Either Sex, Either Species. Antlered Buck, Either Species
200 Series Districts					
200	Oct. 23 - Oct. 30 Oct. 31 - Nov. 27	Either Sex, Either Species Antlered Buck, Either Species	321	Oct. 23 - Nov. 27	Antlered Buck, Either Species
201	Oct. 23 - Oct. 30 Oct. 31 - Nov. 27	Either Sex, Either Species Antlered Buck, Either Species	322	Oct. 23 - Nov. 27	Either Sex, Either Species
202	Oct. 23 - Oct. 30 Oct. 31 - Nov. 27	Either Sex, Either Species Antlered Buck, Either Species	323	Oct. 23 - Nov. 27	Antlered Buck, Either Species
203	Oct. 23 - Oct. 30 Oct. 31 - Nov. 27	Either Sex, Either Species Antlered Buck, Either Species	324	Oct. 23 - Nov. 27	Either Sex, Either Species
204	Oct. 23 - Nov. 15 Nov. 16 - Nov. 27	Antlered Buck Mule Deer or Either Sex Whitetail	325	Oct. 23 - Nov. 27	Either Sex, Either Species
210	Oct. 23 - Oct. 30 Oct. 31 - Nov. 27	Either Sex, Either Species Antlered Buck, Either Species	326	Oct. 23 - Nov. 27	Either Sex, Either Species
300	Oct. 23 - Nov. 27	Antlered Buck, Either Species	327	Oct. 23 - Nov. 27	Antlered Buck, Either Species
301	Oct. 23 - Nov. 27	Antlered Buck Mule Deer or Either Sex Whitetail	328	Oct. 23 - Nov. 27	Antlered Buck, Either Species
302	Oct. 23 - Nov. 27	Antlered Buck, Either Species	329	Oct. 23 - Nov. 27	Antlered Buck, Either Species
310	Oct. 23 - Nov. 27	Antlered Buck, Either Species	330	Oct. 23 - Nov. 27	Either Sex, Either Species
311	Oct. 23 - Nov. 27	Antlered Buck Mule Deer or Either Sex Whitetail	331	Oct. 23 - Nov. 27	Either Sex, Either Species On Poindexter Slough area south of Dillon, sports- persons are restricted to archery, shotgun, traditional handguns or muzzleloader only. (Secs. 26, 27, and 35, 17S, 19GW)
312	Oct. 23 - Nov. 14 Nov. 15 - Nov. 27	Antlered Buck Mule Deer or Either Sex Whitetail Antlered Buck Mule Deer - 2 point or less (western count) on at least one antler or Either Sex Whitetail	332	Oct. 23 - Nov. 27	Antlered Buck, Either Species
313	Oct. 23 - Nov. 14 Nov. 15 - Nov. 27	Antlered Buck Mule Deer or Either Sex Whitetail Either Sex Whitetail	333	Oct. 23 - Nov. 15	Antlered Buck Mule Deer - 4 points or greater (western count) on at least one antler. Antlerless Mule Deer, Either Sex Whitetail
Deckard Flats-Eagle Creek portion of HD 313, as posted, subject to closure of all hunting on 24 hours notice.					
314	Oct. 23 - Nov. 27	Antlered Buck Mule Deer or Either Sex Whitetail	300 SERIES DISTRICTS		
315	Oct. 23 - Nov. 27	Antlered Buck Mule Deer or Either Sex Whitetail	300	Oct. 23 - Nov. 27	Antlered Buck, Either Species
316	Sept. 15 - Nov. 27	Antlered Buck, Either Species	301	Oct. 23 - Nov. 27	Antlered Buck Mule Deer or Either Sex Whitetail
317	Oct. 23 - Nov. 27	Antlered Buck Mule Deer or Either Sex Whitetail	302	Oct. 23 - Nov. 27	Antlered Buck, Either Species
319	Oct. 23 - Nov. 27	Antlered Buck, Either Species	310	Oct. 23 - Nov. 27	Antlered Buck, Either Species
320	Oct. 23 - Nov. 15	Antlered Buck Mule Deer, - 4 points or greater (western count) on at least one antler. Antlerless Mule Deer or Either Sex Whitetail	311	Oct. 23 - Nov. 27	Antlered Buck Mule Deer or Either Sex Whitetail
321	Oct. 23 - Nov. 27	Antlered Buck, Either Species	312	Oct. 23 - Nov. 14 Nov. 15 - Nov. 27	Antlered Buck Mule Deer or Either Sex Whitetail Antlered Buck Mule Deer - 2 point or less (western count) on at least one antler or Either Sex Whitetail
322	Oct. 23 - Nov. 27	Either Sex, Either Species	313	Oct. 23 - Nov. 14 Nov. 15 - Nov. 27	Antlered Buck Mule Deer or Either Sex Whitetail Either Sex Whitetail
323	Oct. 23 - Nov. 27	Antlered Buck, Either Species	Yellowstone River islands between the East Park street bridge at Livingston and one mile down stream of U. S. Highway 89 bridge restricted to ARCHERY ONLY.		
324	Oct. 23 - Nov. 27	Either Sex, Either Species	Yellowstone River islands between the East Park street bridge at Livingston and one mile down stream of U. S. Highway 89 bridge restricted to ARCHERY ONLY.		
325	Oct. 23 - Nov. 27	Either Sex, Either Species	Yellowstone River islands between the East Park street bridge at Livingston and one mile down stream of U. S. Highway 89 bridge restricted to ARCHERY ONLY.		
326	Oct. 23 - Nov. 27	Either Sex, Either Species	Yellowstone River islands between the East Park street bridge at Livingston and one mile down stream of U. S. Highway 89 bridge restricted to ARCHERY ONLY.		
327	Oct. 23 - Nov. 27	Antlered Buck, Either Species	Yellowstone River islands between the East Park street bridge at Livingston and one mile down stream of U. S. Highway 89 bridge restricted to ARCHERY ONLY.		
328	Oct. 23 - Nov. 27	Antlered Buck, Either Species	Yellowstone River islands between the East Park street bridge at Livingston and one mile down stream of U. S. Highway 89 bridge restricted to ARCHERY ONLY.		
329	Oct. 23 - Nov. 27	Antlered Buck, Either Species	Yellowstone River islands between the East Park street bridge at Livingston and one mile down stream of U. S. Highway 89 bridge restricted to ARCHERY ONLY.		
330	Oct. 23 - Nov. 27	Either Sex, Either Species	Yellowstone River islands between the East Park street bridge at Livingston and one mile down stream of U. S. Highway 89 bridge restricted to ARCHERY ONLY.		
331	Oct. 23 - Nov. 27	Either Sex, Either Species	Yellowstone River islands between the East Park street bridge at Livingston and one mile down stream of U. S. Highway 89 bridge restricted to ARCHERY ONLY.		

General Season - continued

Deer

GENERAL SEASONS - continued

Hunting District	Season Opens-Closes	General Season Legal Bag
340	Oct. 23 - Nov. 27	Antlered Buck, Either Species
341	Oct. 23 - Nov. 27	Antlered Buck, Either Species
360	Oct. 23 - Nov. 27	Antlered Buck Mule Deer or Either Sex Whitetail
361	Oct. 23 - Nov. 14 Nov. 15 - Nov. 27	Antlered Buck Mule Deer or Either Sex Whitetail (western count) on at least one antler.
362	Oct. 23 - Nov. 27	Antlered Buck Mule Deer or Either Sex Whitetail
393	Oct. 23 - Nov. 27	Antlered Buck Mule Deer or Either Sex Whitetail
Yellowstone River islands between the East Park street bridge at Livingston and one mile down stream of U. S. Highway 89 bridge restricted to ARCHERY ONLY.		
Multi-region		
Whitetail Deer B licenses Antlerless Whitetail Only. See Page 17		
400 SERIES DISTRICTS		
400	Oct. 23 - Nov. 13	Either Sex, Either Species
401	Oct. 23 - Nov. 13	Either Sex, Either Species
403	Oct. 23 - Nov. 13	Either Sex, Either Species
404	Oct. 23 - Nov. 27	Either Sex, Either Species
405	Oct. 23 - Nov. 27	Either Sex, Either Species
406	Oct. 23 - Nov. 13	Either Sex, Either Species
410	Oct. 23 - Nov. 27	Either Sex, Either Species
411	Oct. 23 - Nov. 27	Either Sex, Either Species
412	Oct. 23 - Nov. 27	Either Sex, Either Species
413	Oct. 23 - Nov. 27	Either Sex, Either Species - The Missouri River between mouth of Sand Coulee Creek downstream to Great Falls City limits (this includes Park and Taylor Islands and all other unnamed islands) is restricted to ARCHERY ONLY.
415	Oct. 23 - Nov. 27	Either Sex, Either Species
416	Oct. 23 - Nov. 27	Either Sex, Either Species
417	Oct. 23 - Nov. 27	Either Sex, Either Species
418	Oct. 23 - Nov. 27	Either Sex, Either Species
419	Oct. 23 - Nov. 27	Either Sex, Either Species
420	Oct. 23 - Nov. 27	Either Sex, Either Species
421	Oct. 23 - Nov. 27	Antlered Buck Mule Deer or Either Sex Whitetail
422	Oct. 23 - Nov. 13 Nov. 14 - Nov. 27	Antlered Buck Mule Deer or Either Sex Whitetail Either Sex, Either Species
423	Oct. 23 - Nov. 13 Nov. 14 - Nov. 27	Antlered Buck Mule Deer or Either Sex Whitetail Either Sex, Either Species
424	Oct. 23 - Nov. 13 Nov. 14 - Nov. 27	Antlered Buck Mule Deer or Either Sex Whitetail Either Sex, Either Species
425	Oct. 23 - Nov. 13 Nov. 14 - Nov. 27	Antlered Buck Mule Deer or Either Sex Whitetail Either Sex, Either Species
426	Oct. 23 - Nov. 27	Either Sex, Either Species
427	Oct. 23 - Nov. 13 Nov. 14 - Nov. 27	Antlered Buck Mule Deer or Either Sex Whitetail Either Sex, Either Species - Will close to all hunting on 12-hour notice if hunting district 442 elk quota is reached.
428	Oct. 23 - Nov. 13 Nov. 14 - Nov. 27	Antlered Buck Mule Deer or Either Sex Whitetail Either Sex, Either Species - Will close to all hunting on 12-hour notice if hunting district 424 elk quota is reached.
432	Oct. 23 - Nov. 27	Either Sex, Either Species
441	Oct. 23 - Nov. 13 Nov. 14 - Nov. 27	Antlered Buck Mule Deer Antlered Buck Mule Deer - valid within the National Forest boundary only Either Sex, Whitetail

Hunting District	Season Opens-Closes	General Season Legal Bag
442	Oct. 23 - Nov. 13 Nov. 14 - Nov. 27	Antlered Buck Mule Deer or Either Sex Whitetail Either Sex, Either Species
444	Oct. 23 - Nov. 27	Antlered Buck Mule Deer or Either Sex Whitetail
445	Oct. 23 - Nov. 27	Antlered Buck Mule Deer or Either Sex Whitetail
446	Oct. 23 - Nov. 27	Either Sex, Either Species
447	Oct. 23 - Nov. 27	Either Sex, Either Species
448	Oct. 23 - Nov. 27	Either Sex, Either Species
449	Oct. 23 - Nov. 27	Either Sex, Either Species
450	Oct. 23 - Nov. 27	Antlered Buck Mule Deer or Either Sex Whitetail
452	Oct. 23 - Nov. 27	Either Sex, Either Species
454	Oct. 23 - Nov. 27	Either Sex, Either Species
471	Oct. 23 - Nov. 27	Either Sex, Either Species.
Multi-region		
Whitetail Deer B Licenses Antlerless Whitetail only. See page 17.		
500 SERIES DISTRICTS		
500	Oct. 23 - Nov. 27	Either Sex, Either Species
502	Oct. 23 - Nov. 27	Either Sex, Either Species
510	Oct. 23 - Nov. 6 Nov. 7 - Nov. 27	Either Sex, Either Species Antlered Buck Mule Deer or Either Sex Whitetail
511	Oct. 23 - Nov. 27	Either Sex, Either Species
520	Oct. 23 - Oct. 30	Either Sex, Either Species
530	Oct. 31 - Nov. 27	Antlered Buck Mule Deer or Either Sex Whitetail Antlerless Mule Deer or Either Sex Whitetail
540	Oct. 23 - Nov. 27	Antlered buck mule deer hunting by permit only.
560	Oct. 23 - Nov. 27	Either Sex, Either Species
570	Oct. 23 - Nov. 27	Either Sex, Either Species
575	Oct. 23 - Nov. 27	Either Sex, Either Species
580	Oct. 23 - Nov. 27	Either Sex, Either Species
590	Oct. 23 - Nov. 27	Either Sex, Either Species
600 SERIES DISTRICTS		
600	Oct. 23 - Nov. 27	Either Sex, Either Species - valid in any hunting district beginning with number 6.
The Milk River WMA (hunting district 600), and Rookery Recreation Area (hunting district 610) are restricted to archery, shotgun, traditional handgun or muzzleloader only.		
Exceptions for 600 series hunting districts		
600, 620, 630, 670, 690	and that portion of 640 west of State Route 13	One late season R-6 deer B license per sports-person, valid for antlerless whitetail, available for purchase from any Fish, Wildlife and Parks office and at all license agents located within these hunting districts.
650	Oct. 23 - Nov. 27 Oct. 23 - Nov. 27	Either Sex, Either Species - valid east of Highway 24 Antlerless Mule Deer or Either Sex whitetail, - valid west of Highway 24.
Multi-region		
Whitetail Deer B Licenses Antlerless Whitetail only. See page 17.		
Multi-region		
Mule Deer B Licenses Antlerless Mule Deer only. See page 17.		
700 SERIES DISTRICTS		
700	Oct. 23 - Nov. 27	Either Sex, Either Species - valid in any hunting district beginning with number 7.

Hunting District	Season Opens-Closes	General Season Legal Bag
Multi-region		
Whitetail Deer B Licenses Antlerless Whitetail only. See page 17.		
Multi-region		
Mule Deer B Licenses Antlerless Mule Deer only. See page 17.		
800 SERIES DISTRICTS		
818	Oct. 23 - Nov. 27	Antlered Buck Mule Deer or Either Sex Whitetail
835	Oct. 23 - Nov. 27	Antlered Buck Mule Deer or Either Sex Whitetail
839	Oct. 23 - Nov. 27	Antlered Buck Mule Deer or Either Sex Whitetail
Picky Pear Creek in the Helena Valley portion of district restricted to archery, shotgun, traditional handgun or muzzleloader only. Helena Valley Regulating Reservoir closed to all hunting with the opening of waterfowl season (refer to big game legal descriptions).		
843	Oct. 23 - Nov. 27	Antlered Buck Mule Deer or Either Sex Whitetail
Scratchgravel Hills portion of district restricted to archery, shotgun, traditional handgun or muzzleloader only.		
850	Oct. 23 - Nov. 27	Antlered Buck Mule Deer or Either Sex Whitetail
870	Oct. 23 - Nov. 27	Antlered Buck Mule Deer or Either Sex Whitetail
880	Oct. 23 - Nov. 27	Antlered Buck Mule Deer or Either Sex Whitetail
Portions of Canyon Ferry WMA restricted to archery, shotgun, traditional handgun or muzzleloader only.		
Muskrat Valley portion of district near Boulder restricted to archery, shotgun, traditional handgun or muzzleloader only.		
890	Oct. 23 - Nov. 27	Antlered Buck Mule Deer or Either Sex Whitetail
891	Oct. 23 - Nov. 27	Antlered Buck Mule Deer or Either Sex Whitetail
892	Oct. 23 - Nov. 27	Antlered Buck Mule Deer or Either Sex Whitetail
Multi-region		
Whitetail Deer B Licenses Antlerless Whitetail only. See page 17.		



SPECIAL SEASONS & TENTATIVE QUOTAS

- Application must be postmarked by the U.S. Postal Service no later than June 1.
- Both resident and nonresident sportspersons are eligible to apply for the following licenses and permits awarded through the special drawings. Nonresidents are limited to, but not guaranteed, 10 percent of a district quota.
- Nonresidents must hold a Big Game Combination License or a Deer Combination License to be eligible to apply for a special deer permit.
- Sportspersons must hold a deer A license to use a deer permit awarded through the special drawings.
- Holders of a landowner sponsored Deer Combination License may apply for a special deer permit only in the hunting district in which they are authorized to hunt deer.
- A special deer permit is not a second license. All permits are issued through the special license and permit drawings and must be used in conjunction with a valid deer A license. Hunting districts offering a deer permit are: 240-01, 291-01, 441-01, 455-01, 530-01, and 650. **Exception:** in hunting district 260-03, the deer permit must be used with a deer B license.
- Because some licenses and permits are valid only in a portion or portions of specified hunting districts, sportspersons should carefully note the district choice for which they are applying. A copy of the legal descriptions for "portion of district" areas is available at any Fish, Wildlife and Parks Office or by mail from the Helena Headquarters, Wildlife Division, P.O. Box 200701, Helena, MT 59620-0701.

LANDOWNER PREFERENCE

- Montana landowners who qualify may receive preference in the deer B license and/or deer permit special drawings. To qualify, one must be the owner of record or be contracting to purchase at least 160 acres of land within the hunting district applied for. If the license is valid for a portion of the hunting district only, the landowner must own land within that portion. The land must be used primarily for agricultural purposes.
- Preference is available to resident and nonresident landowners and can be designated to a blood or marriage related individual or employed ranch manager. Only one person may use or designate preference in a partnership or corporation.

Hunting District	Season Opens-Closes	Tentative License/Permit Quota
100 SERIES DISTRICTS		
100	Oct. 23 - Nov. 27	400 B licenses - antlerless whitetail
102	Oct. 23 - Nov. 27	600 B licenses - antlerless whitetail
103	Oct. 23 - Nov. 27	400 B licenses - antlerless whitetail
104	Oct. 23 - Nov. 27	200 B licenses - antlerless whitetail
121	Oct. 23 - Nov. 27	1000 B licenses - antlerless whitetail, successful applicants may be offered one additional antlerless whitetail B license.
122	Oct. 23 - Nov. 27	100 B licenses - antlerless whitetail
123	Oct. 23 - Nov. 27	100 B licenses - antlerless whitetail
124	Oct. 23 - Nov. 27	200 B licenses - antlerless whitetail
130	Oct. 23 - Nov. 27	200 B licenses - antlerless whitetail
132	Oct. 23 - Nov. 27	100 B licenses - antlerless whitetail
200 SERIES DISTRICTS		
200	Oct. 23 - Nov. 27	200 B licenses - antlerless whitetail
201-01	Sept. 1 - Oct. 1	50 B licenses - antlerless whitetail - valid in Four Mile Creek portion.
201-02	Oct. 23 - Nov. 27	600 B licenses - antlerless whitetail
202	Oct. 23 - Nov. 27	600 B licenses - antlerless whitetail
203	Oct. 23 - Nov. 27	200 B licenses - antlerless whitetail
204	Oct. 23 - Nov. 27	200 B licenses - antlerless whitetail - valid north of Eight Mile Creek
210	Oct. 23 - Nov. 27	25 B licenses - antlerless whitetail
212-01	Oct. 23 - Nov. 27	150 B licenses - antlerless whitetail
212-02	Oct. 23 - Nov. 27	100 B licenses - antlerless mule deer - valid in portion north of Boulder, Little Gold and Rock Creeks.
213	Oct. 23 - Nov. 27	25 B licenses - antlerless whitetail
240-01	Sept. 15 - Oct. 1	125 permits - antlerless mule deer 4 pt. or greater (western county) on at least one antler - valid only in wilderness portion of hunting district 240. The permit must be used with a valid deer A license.
240-02	Oct. 23 - Nov. 27	200 B licenses - antlerless whitetail
260-01	Oct. 8 - Oct. 15	30 B licenses - antlerless whitetail, valid on north portion of Lee Metcalf Refuge only; sportspersons are restricted to slug only shotgun or muzzleloader only. Successful applicants will be offered the opportunity to purchase up to four B licenses valid for antlerless whitetail available for purchase from the Missoula FWP Headquarters only.
260-02	Sept. 3 - Jan. 15 1995	300 B licenses - either sex whitetail, ARCHERY ONLY. 1995 Not valid on Lee Metcalf Refuge.
260-03	Sept. 10 - Sept. 18	150 permits - antlerless whitetail - valid with deer B license for hunting district 260-03 only, slug only shotgun or muzzleloader only. Up to 5 deer B licenses per sportsperson available for purchase from the Missoula FWP Headquarters. Not valid on Montana FWP lands and the Lee Metcalf Refuge. Questions regarding this season should be directed to the Missoula FWP Headquarters at 542-5500.
270-01	Oct. 23 - Nov. 27	250 B licenses - antlerless mule deer - valid north of Rye Creek
270-02	Oct. 23 - Nov. 27	150 B licenses - antlerless mule deer - valid in portion of district from French Basin Road to Guide Creek.
281	Oct. 23 - Nov. 27	300 B licenses - antlerless whitetail

Hunting District	Season Opens-Closes	Tentative License/Permit Quota
282	Oct. 15 - Oct. 22	50 B licenses - antlerless either species. Deer B license holders may also use their deer A license in this hunting district. The deer A license valid - either sex, either species.
283	Oct. 23 - Nov. 27	400 B licenses - antlerless whitetail
285	Oct. 23 - Nov. 27	150 B licenses - antlerless whitetail.
290	Sept. 3 - Dec. 15	Unlimited deer B licenses, one per sportsperson, valid for either sex, either species - ARCHERY ONLY.
291-01	Oct. 31 - Nov. 27	100 permits - antlerless buck. The permit must be used with a valid deer A license.
291-02	Oct. 23 - Nov. 27	300 B licenses - antlerless either species
292	Oct. 23 - Nov. 27	100 B licenses - antlerless whitetail
293	Oct. 23 - Nov. 27	50 B licenses - antlerless whitetail
300 SERIES DISTRICTS		
300	Oct. 23 - Nov. 27	175 B licenses - antlerless either species
301	Oct. 23 - Nov. 27	100 B licenses - antlerless either species
302	Oct. 23 - Nov. 27	150 B licenses - antlerless either species
311	Oct. 23 - Nov. 27	100 B licenses - antlerless either species
312-01	Oct. 23 - Nov. 27	200 B licenses - antlerless mule deer - valid east of Springhill/Rocky Mountain Road
312-02	Oct. 23 - Nov. 27	50 B licenses - antlerless mule deer - valid west of Springhill/Rocky Mountain Road.
313	Oct. 23 - Nov. 27	250 B licenses - antlerless mule deer
Deckard Flats - Eagle Creek portion of HD 313, as posted, subject to closure to all hunting on 24 hours notice.		
314	Oct. 23 - Nov. 27	350 B licenses - antlerless mule deer
315	Oct. 23 - Nov. 27	300 B licenses - antlerless mule deer
Yellowstone River islands between the East Park street bridge at Livingston and one mile down stream of U. S. Highway 89 bridge restricted to ARCHERY ONLY.		
317	Oct. 23 - Nov. 27	50 B licenses - antlerless mule deer
Yellowstone River islands between the East Park street bridge at Livingston and one mile down stream of U. S. Highway 89 bridge restricted to ARCHERY ONLY.		
319	Oct. 23 - Nov. 27	200 B licenses - antlerless either species
320	Sept. 24 - Oct. 22	350 B licenses - antlerless either species - not valid on federal land.
322-01	Sept. 24 - Oct. 22	350 B licenses - antlerless either species - not valid on federal land.
322-02	Oct. 23 - Nov. 27	100 B licenses - antlerless either species
323	Oct. 23 - Nov. 27	200 B licenses - antlerless either species
324-01	Sept. 24 - Oct. 22	100 B licenses - antlerless whitetail
324-02	Oct. 23 - Nov. 27	400 B licenses - antlerless either species
325	Oct. 23 - Nov. 27	400 B licenses - antlerless either species
326	Oct. 23 - Nov. 27	800 B licenses - antlerless either species
328	Oct. 23 - Nov. 27	150 B licenses - antlerless either species
329	Oct. 23 - Nov. 27	150 B licenses - antlerless either species
330	Oct. 23 - Nov. 27	400 B licenses - antlerless either species
331-01	Sept. 24 - Oct. 22	100 B licenses - antlerless whitetail
331-02	Oct. 23 - Nov. 27	300 B licenses - antlerless either species
On Pinedexter Slough Area south of Dillon, restricted to archery, shotgun, traditional handgun or muzzleloader only. (Sections 26, 27, 34 and 35, 17S, R9W).		
333	Sept. 24 - Oct. 22	350 B licenses - antlerless either species - not valid on federal land.

Special Seasons & Tentative Quotas - continued

Deer

SPECIAL SEASONS & TENTATIVE QUOTAS - continued

Hunting District	Season Opens-Closes	Tentative License/ Permit Quota
340-01	Sept 24 - Oct 22	400 B licenses - antlerless either species - not valid on federal land.
340-02	Sept 24 - Oct 23	40 B licenses - antlerless mule deer - valid in portion of district south of Bighole River.
340-03	Oct 23 - Nov 27	150 B licenses - antlerless either species
341	Oct 23 - Nov 27	350 B licenses - antlerless either species
360	Oct 23 - Nov 27	250 B licenses - antlerless mule deer
362	Oct 23 - Nov 27	50 B licenses - antlerless mule deer
393	Oct 23 - Nov 27	375 B licenses - antlerless mule deer
Yellowstone		River islands between the East Park street bridge at Livingston and one mile down stream of U.S. Highway 89 bridge restricted to ARCHERY ONLY.
400 SERIES DISTRICTS		
400	Oct 23 - Nov 13	100 B licenses - antlerless either species - valid entire hunting district including Brinkman Game Preserve.
401	Oct 23 - Nov 13	100 B licenses - antlerless either species
404	Oct 23 - Nov 27	100 B licenses - antlerless either species - valid entire district except Teton Spring Creek Preserve.
406	Oct 23 - Nov 13	25 B licenses - antlerless either species - valid entire district except Teton Spring Creek Preserve. Preserve open to ARCHERY ONLY.
410	Oct 23 - Nov 27	400 B licenses - antlerless either species.
411	Oct 23 - Nov 27	100 B licenses - antlerless either species
412	Oct 23 - Nov 27	50 B licenses - antlerless either species
416	Oct 23 - Nov 27	100 B licenses - antlerless either species
417	Oct 23 - Nov 27	300 B licenses - antlerless either species
418	Oct 23 - Nov 27	100 B licenses - antlerless either species
419	Oct 23 - Nov 27	100 B licenses - antlerless either species
421	Oct 23 - Nov 27	200 B licenses - antlerless mule deer
426	Oct 23 - Nov 27	200 B licenses - antlerless either species
441-01	Nov. 14 - Nov. 27	75 permits - antlered buck mule deer. The permit must be used with a valid deer A license.
441-02	Nov. 14 - Nov. 27	150 B licenses - antlerless mule deer
444	Oct 23 - Nov 27	50 B licenses - antlerless mule deer
445	Oct 23 - Nov 27	200 B licenses - antlerless mule deer
447	Oct 23 - Nov 27	500 B licenses - antlerless mule deer - valid outside National Forest boundary only.
450	Oct 23 - Nov 27	50 B licenses - antlerless mule deer
455-01	Oct 23 - Nov 27	100 permits - either sex, either species. The permit must be used with a valid deer A license.
455-02	Oct 23 - Nov 27	50 B licenses - antlerless mule deer
500 SERIES DISTRICTS		
500	Oct 23 - Nov 27	800 B licenses - antlerless mule deer
502	Oct 23 - Nov 27	700 B licenses - antlerless mule deer
510	Oct 23 - Nov 27	25 B licenses - antlerless mule deer
511	Oct 23 - Nov 27	50 B licenses - antlerless mule deer - valid outside National Forest boundary.
520	Oct 23 - Nov 27	250 B licenses - antlerless mule deer
530-01	Oct 23 - Nov 27	1250 permits - antlered buck mule deer. The permit must be used with a valid deer A license.
530-02	Oct 23 - Nov 27	400 B licenses - antlerless mule deer - valid east of Highway 87.
530-03	Oct 23 - Nov 27	200 B licenses - antlerless mule deer - valid west of Highway 87 outside the National Forest boundary only.
560	Oct 23 - Nov 27	500 B licenses - antlerless mule deer - valid outside the National Forest boundary only.

Hunting District	Season Opens-Closes	Tentative License/ Permit Quota
570	Oct 23 - Nov 27	850 B licenses - antlerless mule deer
575	Oct 23 - Nov 27	1000 B licenses - antlerless mule deer
580	Oct 23 - Nov 27	500 B licenses - antlerless mule deer
590	Oct 23 - Nov 27	500 B licenses - antlerless mule deer
597**	Oct 23 - Nov 27	300 B licenses - antlerless whitetail - valid in hunting districts 500, 530 & 590.
598**	Oct 23 - Nov 27	1000 B licenses - antlerless whitetail - valid in hunting districts 511, 540, 570 & 580.
599**	Oct 23 - Nov 27	1200 B licenses - antlerless whitetail - valid in hunting districts 502, 510, 520, 560 & 575.
**597, 598 & 599 - you will not find hunting districts numbered 597, 598 & 599 on the accompanying maps because no such hunting districts exist. They are simply administrative numbers used to identify a group of hunting districts for special license drawing purposes.		
600 SERIES DISTRICTS		
620	Oct 23 - Nov 27	600 antlerless mule deer
621	Oct 23 - Nov 27	100 antlerless mule deer
622	Oct 23 - Nov 27	100 antlerless mule deer
623	Oct 23 - Nov 27	100 antlerless mule deer
630	Oct 23 - Nov 27	400 antlerless mule deer
631	Oct 23 - Nov 27	100 antlerless mule deer
632	Oct 23 - Nov 27	100 antlerless mule deer
650	Oct 23 - Nov 27	200 permits - antlered buck mule deer - valid west of Highway 24 only.
The permit must be used with a valid deer A license. Permittees are required to complete survey mailed from regions. Failure to complete and return survey will preclude drawing in this district in the future.		
700 SERIES DISTRICTS		
- There are NO special drawings within the 700 series districts. See general season 700 series page 19 for hunting opportunities.		
800 SERIES DISTRICTS		
818	Oct 23 - Nov 27	50 B licenses - antlerless mule deer
835	Oct 23 - Nov 27	200 B licenses - antlerless mule deer
839	Oct 23 - Nov 27	200 B licenses - antlerless mule deer
Regulating Reservoir (Helena Valley) closed to all hunting with the opening of waterfowl season (refer to big game legal descriptions).		
843	Oct 23 - Nov 27	200 B licenses - antlerless mule deer
850	Oct 23 - Nov 27	50 B licenses - antlerless mule deer
870	Oct 23 - Nov 27	100 B licenses - antlerless mule deer
890-01	Oct 23 - Nov 27	200 B licenses - antlerless mule deer - not valid on Canyon Ferry Wildlife Management Area.
890-02	Oct 23 - Nov 27	50 B licenses - antlerless mule deer - valid in Spokane Hills only.
Muskat Valley portion of district near Boulder restricted to archery, shotgun, traditional handgun or muzzleloader only.		
890	Oct 23 - Nov 27	100 B licenses - antlerless mule deer
891	Oct 23 - Nov 27	100 B licenses - antlerless mule deer
892	Oct 23 - Nov 27	200 B licenses - antlerless mule deer

ARCHERY

- ARCHERY ONLY season is September 3 - October 16, 1994.
- All legally described deer hunting districts are open to archery hunting during the ARCHERY ONLY season. Exceptions are noted on this page.
- General deer A license holders may hunt deer of either sex, either species. Exceptions are noted on this page. Deer B or landowner sponsored nonresident deer combination license holders may hunt during ARCHERY ONLY season but are restricted to the district, sex, species and any special restrictions listed on the license.
- A bow and arrow license, plus the proper hunting license are required of all sportspersons during ARCHERY ONLY seasons.
- During any ARCHERY ONLY season, only a long bow, recurve bow or compound bow may be used.
- Any device that is attached to a long, recurve, or compound bow that holds an arrow at partial or full draw is prohibited during the ARCHERY ONLY season.
- The use of any chemical or explosive device attached to an arrow to aid in the taking of wildlife is prohibited.
- The use of any artificial light or any electronic device attached to any bow or arrow that aids in the taking or locating of any game animal or game bird is prohibited.
- Crossbows may not be used during ARCHERY ONLY seasons.
- Multi-region whitetail deer B license valid in 200 series districts for ARCHERY ONLY.

Exceptions to the standard archery regulations, by hunting district or area:

150	Sept. 3 - Sept. 14	Either Sex, Either Species
151	Sept. 3 - Sept. 14	Either Sex, Either Species
212	Sept. 3 - Oct. 16 and reopens Oct. 23 - Jan. 1 1995	Both deer A and hunting district 212 deer B licenses valid for either sex, either species - ARCHERY ONLY. Prison Ranch archery area only. Up to 5 deer B licenses per sportsperson available for purchase from the Helena FWP Headquarters, Missoula FWP Headquarters and at license agents in Deer Lodge.
260	Sept. 3 - Jan. 15 1995	Up to 5 hunting district 260 deer B licenses per sportsperson, valid for antlerless whitetail - ARCHERY ONLY. These licenses are also valid in hunting districts 203, 204, 240, 250, 261 and 270 through Jan. 15, 1995. Deer B licenses available for purchase from the Helena FWP Headquarters, Missoula FWP Headquarters and some agents in Missoula and the Bitterroot Valley. No more than a total of 5 antlerless deer B licenses may be purchased for hunting district 260.
280	Sept. 3 - Sept. 13	Either Sex, Either Species
284	Sept. 3 - Nov. 27	Up to 2 hunting district 284 deer B licenses per sportsperson - valid for antlerless whitetail - ARCHERY ONLY, available for purchase from the Helena FWP Headquarters, Missoula FWP Headquarters and at license agents in Lincoln.
	Oct. 23 - Oct. 30	Either Sex, Either Species - ARCHERY ONLY
	Oct. 31 - Nov. 27	Antlered Buck, Either Species - ARCHERY ONLY.

290	Sept. 3 - Dec. 15	Up to 5 hunting district 290 deer B licenses per sportsperson, valid for antlerless whitetail - ARCHERY ONLY, available for purchase from the Helena FWP Headquarters, Missoula FWP Headquarters and at the license agent in Ovando.
316	No ARCHERY ONLY Season	
320, 333	Sept. 3 - Oct. 16	Antlered buck mule deer, 4 points or greater (western count) on at least one antler or either sex whitetail.
CMR	Sept. 3 - Oct. 16	Either Sex, Either Species
		That portion of hunting districts 630, 632 and 650 on the Charles M. Russell National Wildlife Refuge at the Fort Peck Dam Site that has been closed to all big game hunting shall be open for ARCHERY ONLY as posted except the following areas shall remain closed to all big game hunting: portion of Fork Peck Townsite, Kiwanis Park, Wildlife Exhibition Closure, Goose Pen, and the Fort Peck (Duck Creek) Cabin Site area. In that portion of hunting district 650 west of Highway 24, antlered buck mule deer by permit only, see page 21.
BGP	Sept. 3 - Oct. 16	Either Sex, Either Species
		(Brinkman Game Preserve - portion of hunting district 400)
		Teton-Spring Creek Preserve - ARCHERY ONLY, Sept. 3 - Dec. 31, either sex, either species by holders of a deer A license and for antlerless whitetail by holders of a multi-region antlerless whitetail deer B license.
		Special deer B licenses issued for the "gun" season in Hunting District 404 are valid in the preserve for ARCHERY ONLY antlerless whitetail from Sept. 3 - Dec. 31.
650	Sept. 3 - Oct. 16	Antlered buck mule deer - valid west of Highway 24 by permit only, see page 21.

Please check legal descriptions for hunting district boundaries. In 1994, boundary changes were made to a number of hunting districts.

LICENSES & GENERAL INFORMATION

- Sportspersons may purchase only one elk license per year, which is included in the resident Sportsman's License and the nonresident Big Game Combination License.
- Nonresidents must hold a Big Game Combination License to hunt elk.

Definitions

- Antlered Bull - any elk having an antler or antlers of at least four inches in length measured from the top of the skull.
- Antlerless - a female or juvenile male with antlers less than four inches in length measured from the top of the skull.

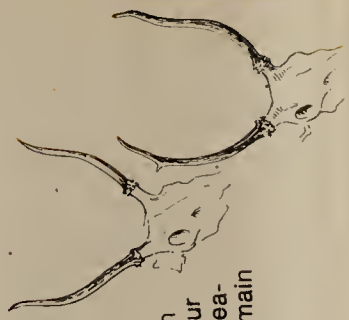
GENERAL SEASONS

Hunting District	Season Opens-Closes	General Season Legal Bag
100	Oct 23 - Oct 30	Antlerless Elk
101	Oct 31 - Nov 27	Antlered Bull
102	Oct 23 - Nov 27	Antlered Bull
103	Oct 23 - Oct 30	Antlerless Elk
104	Oct 31 - Nov 27	Antlered Bull
104	Oct 23 - Oct 30	Either Sex
104	Oct 31 - Nov 27	Antlered Bull
110	Oct 23 - Nov 27	Antlered Bull
120*	Oct 23 - Nov 27	Antlered Bull - Northern portion of hunting district between Smith Lake Road and U.S. Highway 2 - archery, shotgun, traditional handgun or muzzle-loader only.
121	Oct 23 - Oct 30	Either Sex
121	Oct 31 - Nov 27	Antlered Bull
122	Oct 23 - Nov 27	Antlered Bull
123	Oct 23 - Oct 30	Either Sex
123	Oct 31 - Nov 27	Antlered Bull
124	Oct 23 - Nov 27	Antlered Bull
130	Oct 23 - Nov 27	Antlered Bull
132	Oct 23 - Oct 30	Either Sex
132	Oct 31 - Nov 27	Antlered Bull
140	Oct 23 - Oct 30	Either Sex
140	Oct 31 - Nov 27	Antlered Bull
141	Oct 23 - Oct 30	Either Sex Elk
141	Oct 31 - Nov 27	Antlered Bull
150	Sept. 15 - Sept. 30	Antlered Bull
150	Oct 1 - Oct 30	Either Sex Elk
151	Sept. 15 - Sept. 30	Antlered Bull
151	Oct 1 - Oct 15	Either Sex
151	Oct 16 - Nov 27	Antlered Bull
170	Oct 23 - Nov 27	Either Sex - archery, shotgun, traditional handgun or muzzle-loader only.

SPECIAL REGULATIONS FOR BULL ELK


Montana has some elk hunting districts with special regulations governing the type of bull elk that is legal. The diagrams below are intended to assist the sportsmen in interpreting these special regulations.

SPIKE BULL

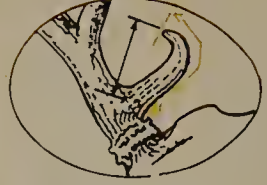


Any elk having antlers which do not branch, or if branched, branch is less than four inches long measured from the main antler.

BROW-TINED



Any elk having an antler or antlers with a visible point on the lower half of either main beam that is greater than or equal to four inches long.



ANTLER POINT MEASUREMENT

Legal antler point must be 4 inches or more in length.

Hunting District	Season Opens-Closes	General Season Legal Bag
313	Oct. 23 - Nov. 27	Brow-Tined Bull
Deekard Flats - Eagle Creek portion of hunting district 313, as posted, subject to closure to all hunting on 24 hour notice.		
314	Oct. 23 - Nov. 27	Antlered Bull
315	Oct. 23 - Nov. 27	Antlered Bull
316	Sept. 15 - Oct. 22	Either Sex
316	Oct. 23 - Nov. 27	Antlered Bull
317	Oct. 23 - Nov. 27	Antlered Bull
319	Oct. 23 - Nov. 27	Brow-Tined Bull
320	Oct. 23 - Nov. 27	Brow-Tined Bull
321	Oct. 23 - Nov. 27	Antlered Bull
322	Oct. 23 - Nov. 27	Brow-Tined Bull
323	Oct. 23 - Nov. 27	Brow-Tined Bull
324	Oct. 23 - Nov. 27	Brow-Tined Bull
325	Oct. 23 - Nov. 27	Brow-Tined Bull
326	Oct. 23 - Nov. 27	Brow-Tined Bull
327	Oct. 23 - Nov. 27	Brow-Tined Bull
328	Oct. 23 - Nov. 27	Antlered Bull
329	Oct. 23 - Nov. 27	Antlered Bull
330	Oct. 23 - Nov. 27	Brow-Tined Bull
331	Oct. 23 - Nov. 27	Antlered Bull
332	Oct. 23 - Nov. 27	Antlered Bull
333	Oct. 23 - Nov. 27	Brow-Tined Bull
340	Oct. 23 - Nov. 27	Brow-Tined Bull
341	Oct. 23 - Nov. 27	Brow-Tined Bull
360	Oct. 23 - Nov. 27	Brow-Tined Bull
361	Oct. 23 - Nov. 27	Brow-Tined Bull
362	Oct. 23 - Nov. 27	Brow-Tined Bull
393	Oct. 23 - Nov. 27	Brow-Tined Bull - valid in southern portion of district only.
	Oct. 23 - Nov. 20	Brow-Tined Bull *
	Nov. 21 - Nov. 27	Antlerless Elk *
*Valid in north portion of district north of Flathead Pass and Flathead Creek roads only. Mostly private land. Legal description available at all FWP Headquarters and license agents in Park and Gallatin Counties.		
400 SERIES DISTRICTS		
413	Oct. 23 - Nov. 18	Antlered Bull
413	Nov. 19 - Nov. 27	Either Sex
415	Oct. 23 - Oct. 30	Either Sex
415	Oct. 31 - Nov. 27	Antlered Bull
416	Oct. 23 - Nov. 18	Antlered Bull
416	Nov. 19 - Nov. 27	Either Sex
418	Oct. 23 - Nov. 18	Antlered Bull
418	Nov. 19 - Nov. 27	Either Sex
421	Oct. 23 - Nov. 27	Antlered Bull
422	Oct. 23 - Nov. 27	Either Sex
423	Oct. 23 - Nov. 27	Antlered Bull
424	Oct. 23 - Oct. 26	Antlerless elk
424	Oct. 27 - Until Closed, but not later than Nov. 27.	Quota 100 either sex through check station. May be closed on 12 hour notice. If quota is reached, season will remain open on brow-tined bull until Nov. 27.

200 SERIES DISTRICTS

200	Oct. 23 - Nov. 27	Antlered Bull	
201	Oct. 23 - Nov. 27	Antlered Bull	
202	Oct. 23 - Nov. 27	Antlered Bull	
203	Oct. 23 - Nov. 27	Antlered Bull	
204	Oct. 23 - Nov. 27	Brow-Tined Bull	
210	Oct. 23 - Nov. 27	Antlered Bull	
211	Oct. 23 - Nov. 27	Antlered Bull	
212	Oct. 23 - Nov. 27	Antlered Bull	
213	Oct. 23 - Nov. 27	Antlered Bull	
214	Oct. 23 - Nov. 27	Antlered Bull	
215	Oct. 23 - Nov. 27	Brow-Tined Bull	
216	Oct. 23 - Nov. 27	Antlered Bull	
240	Oct. 23 - Nov. 27	Brow-Tined Bull	
250	Oct. 23 - Nov. 27	Brow-Tined Bull	
260	Oct. 23 - Jan. 15, 1995	Either Sex - ARCHERY ONLY	Prison Ranch Archery area only.
213	Oct. 23 - Nov. 27	Antlered Bull	
214	Oct. 23 - Nov. 27	Antlered Bull	
215	Oct. 23 - Nov. 27	Brow-Tined Bull	
216	Oct. 23 - Nov. 27	Antlered Bull	
240	Oct. 23 - Nov. 27	Brow-Tined Bull	
250	Oct. 23 - Nov. 27	Brow-Tined Bull	
260	Oct. 23 - Jan. 15, 1995	Either Sex - ARCHERY ONLY	National Wildlife Refuge Closed.
261	Oct. 23 - Nov. 27	Brow-Tined Bull	
270	Oct. 23 - Nov. 27	Brow-Tined Bull	
280	Sept. 15 - Nov. 27	Brow-Tined Bull	
281	Oct. 23 - Nov. 27	Brow-Tined Bull	
283	Oct. 23 - Nov. 27	Antlered Bull	
284	Oct. 23 - Nov. 27	Either Sex - ARCHERY ONLY	
285	Oct. 23 - Nov. 27	Antlered Bull	
290	Oct. 23 - Dec. 15	Either Sex - ARCHERY ONLY	
291	Oct. 23 - Nov. 27	Antlered Bull	
292	Oct. 23 - Nov. 27	Antlered Bull	
293	Oct. 23 - Nov. 27	Brow-Tined Bull	

300 SERIES DISTRICTS

300	Oct. 23 - Nov. 27	Antlered Bull	
301	Oct. 23 - Nov. 27	Brow-Tined Bull	
302	Oct. 23 - Nov. 27	Brow-Tined Bull	
310	Oct. 23 - Nov. 27	Brow-Tined Bull	Late season archery - hunting by permit only, see hunting district 310, page 26.
311	Oct. 23 - Nov. 27	Brow-Tined Bull	
312	Oct. 23 - Nov. 27	Brow-Tined Bull	south portion of hunting district only.
	Oct. 25 - Nov. 20	Brow-Tined Bull*	
	Nov. 21 - Nov. 27	Antlerless elk*	

*Valid north of east Gallatin River and the Pass Creek, Flathead Pass roads. Mostly private land. Legal description available at all FWP Headquarters and license agents in Park and Gallatin Counties.

425 Oct. 23 - Oct. 30

Antlerless Elk
Sun River WM A open to hunting by permit only.
See hunting district 425, page 26.

427	Oct. 23 - Oct. 26	Antlerless elk	
	Oct. 27 - Until Closed, but no later than Nov. 27. Either Sex. Counted on hunting district 442 quota. If quota is reached, season will close. May be closed on 12 hour notice.		
428	Oct. 23 - Oct. 26	Antlerless elk	
	Oct. 27 - Until Closed, but no later than Nov. 27. Either sex. Counted on hunting district 424 quota. If quota is reached, season will close. May be closed on 12 hour notice.		
432	Oct. 23 - Nov. 18	Antlered Bull	
	Nov. 19 - Nov. 27	Either Sex	
441	Oct. 23 - Nov. 27	Antlered Bull - valid in Bob Marshall Wilderness only.	
442	Oct. 23 - Oct. 26	Antlerless elk	
	Oct. 27 - Until closed, but no later than Nov. 27. Quota 200 either sex through checking station. May be closed on 12 hour notice. If quota is reached, season will remain open on brow-tined bull until Nov. 27.		
445	Oct. 17 - Oct. 22	Antlerless Elk	
	Oct. 23 - Nov. 5	Either Sex	
	Nov. 6 - Nov. 27	Antlerless Elk	
446	Oct. 23 - Nov. 18	Antlered Bull	
	Nov. 19 - Nov. 27	Either Sex	
448	Oct. 23 - Nov. 18	Antlered Bull	
	Nov. 19 - Nov. 27	Either Sex	
449	Oct. 23 - Nov. 18	Antlered Bull	
	Nov. 19 - Nov. 27	Either Sex	
452	Oct. 23 - Nov. 18	Antlered Bull	
	Nov. 19 - Nov. 27	Either Sex	
454	Oct. 23 - Nov. 18	Antlered Bull	
	Nov. 19 - Nov. 27	Either Sex	

500 SERIES DISTRICTS

520	Oct. 23 - Nov. 27	Brow-Tined Bull - valid in portion of hunting district between West Fork Rock Creek and Stillwater River. Portion of hunting district east of West Fork Rock Creek open to hunting by permit only. See hunting district 520, page 26.	
	Oct. 23 - Nov. 27	Antlered Bull - valid in portion of hunting district north and west of Stillwater River.	
540	Oct. 23 - Nov. 27	Antlered Bull	
560	Oct. 23 - Nov. 27	Antlered Bull	
580	Oct. 23 - Nov. 27	Antlered Bull - valid in portion of hunting district north of Sweet Grass Creek	

600 & 700 SERIES DISTRICTS

Hunting by permit only in the 600 & 700 series districts.

800 SERIES DISTRICTS

818	Oct. 23 - Nov. 27	Brow-Tined Bull	
835	Oct. 23 - Nov. 27	Brow-Tined Bull	
839	Oct. 23 - Nov. 27	Antlered Bull	
843	Oct. 23 - Nov. 27	Brow-Tined Bull	
850	Oct. 23 - Nov. 27	Brow-Tined Bull	
870	Oct. 23 - Nov. 27	Brow-Tined Bull	
880	Oct. 23 - Nov. 27	Spike Bull. Any elk having antlers which do not branch, if branched, branch must be less than four inches long measured from the main antler beam. traditional handgun or muzzleloader only.	
890	Oct. 23 - Nov. 20	Brow-Tined Bull*	
	Nov. 21 - Nov. 27	Antlerless Elk*	
	Oct. 23 - Nov. 27	Brow-Tined Bull - valid in west one-half of district only.	
891	Oct. 23 - Nov. 27	Brow-Tined Bull	
892	Oct. 23 - Nov. 27	Brow-Tined Bull	

*Valid in east one-half of district only. Mostly private land. Legal description available at all FWP Headquarters and license agents in Park and Gallatin Counties.

Please check legal descriptions for hunting district boundaries. In 1994, boundary changes were made to a number of hunting districts.

SPECIAL SEASONS & TENTATIVE QUOTAS

- Applications must be postmarked by the U.S. Postal Service no later than June 1.
 - Both resident and nonresident sportspersons are eligible to apply for the following licenses and permits awarded through the special drawings. Nonresidents are limited to, but not guaranteed, 10 percent of a district quota.
 - Residents and nonresidents are required to purchase a general elk license prior to applying for a special elk permit or the A-7 antlerless elk license.
 - A sportsperson who receives a special permit to hunt antlerless elk during all or any portion of the regular season (Oct. 23 - Nov. 27) is restricted to taking only an antlerless elk in the district or the portion of a district for which the permit is valid (whether during the general or ARCHERY ONLY season). Permit holders are entitled to hunt elk, as specified in the 1994 big game hunting regulations, in all other elk hunting districts OR if your permit is valid for a portion of the district only, in all other portions of that hunting district (except those districts or portions of district restricted to "hunting by permit only").
- This restriction also applies if a permit is valid for only a portion of the regular season (for example, Oct. 23-Nov. 6 or Nov. 15 - Dec. 15).

- Because some licenses and permits are valid only in a portion or portions of specified hunting districts, sportspersons should carefully note the district choice for which they are applying. A copy of the legal descriptions for "portion of district" areas is available at FWP Regional Headquarters and by mail from the Helena Headquarters, Wildlife Division, P.O. Box 200701, Helena, MT 59620-0701

LANDOWNER PREFERENCE

- Montana landowners who qualify may receive preference in the elk permit and A-7 antlerless elk license special drawings. To qualify, the applicant must own or be contracting to purchase at least 640 acres of contiguous land used by elk or where elk are known to occur at anytime during the year. If the permit is valid for a portion of the hunting district only, the landowner must own land within that portion.
- Preference is available to resident and nonresident landowners and can be designated to a blood or marriage related individual or a person employed by the landowner. Only one person may use or designate preference in a partnership or corporation.

What is an A-7 License?

- An A-7 license is a special type of elk hunting license that allows the holder to shoot only antlerless elk in the district for which the license is valid. A-7 licenses are available in only a very limited number of areas and, in general, in areas where no other opportunities to harvest antlerless elk exist.
- If a sportsperson applies for and receives an A-7 license, these conditions apply:
 - 1) Sportspersons may not hold both a general elk license and a special A-7 license.
 - 2) The holder of an A-7 license must hunt only antlerless elk and must confine their elk hunting only to the hunting district for which their A-7 license is valid.
 - 3) They may not hunt elk (bull or antlerless) anywhere else in the state during the 1994 season.
- A-7 licenses are available only through the annual special drawings. Both residents and nonresidents may apply for these licenses. If successful in drawing an A-7 license, the sportsperson will be sent a letter of notice along with A-7 license purchasing information.
- The following districts offer A-7 antlerless elk licenses through the special drawings: 204, 240, 250, 261, 270, 282, 298, 311, 329, 520 and 843.

Hunting District	Season Opens-Closes	Tentative Permit/License Quota
100 SERIES DISTRICTS		
101-01	Oct. 23 - Nov. 27	10 permits for antlerless elk - valid in Tobacco Plains portion of district only.
101-02	Oct. 23 - Nov. 27	10 permits for antlerless elk - valid in remaining portion of district outside Tobacco Plains portion.
102	Oct. 23 - Nov. 27	20 permits for antlerless elk
110	Oct. 23 - Nov. 27	100 permits for antlerless elk
120	Oct. 23 - Nov. 27	20 permits for antlerless elk
121	Oct. 23 - Nov. 27	600 permits for antlerless elk
122	Oct. 23 - Nov. 27	25 permits for antlerless elk
124	Oct. 23 - Nov. 27	150 permits for antlerless elk
200 SERIES DISTRICTS		
200-01	Oct. 23 - Nov. 27	200 permits for antlerless elk
200-02	Sept. 1 - Oct. 1	50 permits for antlerless elk - valid in Boyd Mountain area.
201-01	Oct. 23 - Nov. 27	300 permits for antlerless elk
201-02	Oct. 23 - Nov. 27	40 permits for antlerless elk - valid in Fourmile area only.
202-01	Oct. 23 - Nov. 27	175 permits for antlerless elk
202-02	Oct. 23 - Dec. 15	150 permits for antlerless elk - valid between Trout Creek and Quartz Creek.
202-03	Oct. 23 - Nov. 27	150 permits for antlerless elk - valid in Marble Creek Area only.

Hunting District	Season Opens-Closes	Tentative Permit/License Quota
285	Oct. 23 - Nov. 27	Apply under hunting district 282.
291	Oct. 23 - Nov. 27	325 permits for antlerless elk
	Nov. 28 - Jan. 1, 1995	These same permits are not valid on federal land.
292-01	Oct. 23 - Nov. 27	250 permits for antlerless elk - valid east of the Gamet Range Road and Bear Creek.
292-02	Oct. 23 - Nov. 27	150 permits for antlerless elk - valid west of the Gamet Range Road and Bear Creek.
292-03	Sept. 10 - Oct. 21	45 permits for antlerless elk - valid by two week time periods in portion of hunting district south of Potomac.
293	Oct. 23 - Nov. 27	450 permits for antlerless elk
	Nov. 28 - Jan. 1, 1995	These same permits are valid south of Trapper Mountain outside National Forest boundary only.
298**	Oct. 1 - Nov. 27	Unlimited A-7 (antlerless) elk licenses - valid generally on private land outside the national forest boundary in the Ovando-Helmville area which includes portions of hunting districts 281, 285, 290 (opens Oct. 17), 291, 292, and 293. Anyone applying for this license as their first choice, will receive the license. Legal description and map of hunting area available from Missoula FWP Headquarters - call 406-542-5500.

** 298 - You will not find hunting district number 298 on the accompanying maps because no such hunting district exist. This is simply an administrative number used to identify a group of hunting districts for special license drawing purposes.

Hunting District	Season Opens-Closes	Tentative Permit/License Quota
360-03	Dec. 6 - Dec. 13	75 permits for antlerless elk - valid in west one-half of district.
360-04	Dec. 14 - Dec. 21	75 permits for antlerless elk - valid in west one-half of district.
360-05	Dec. 28 - Jan. 31, 1995	200 permits for antlerless elk - valid in west one-half of district. Hunting by seven-day time periods.
361-01	Oct. 23 - Nov. 27	75 permits for antlerless elk - valid in east portion of district.
361-02	Oct. 23 - Nov. 27	25 permits for antlerless elk - valid in west portion of district.
362	Oct. 23 - Nov. 27	800 permits for antlerless elk
393	Oct. 23 - Nov. 27	175 permits for antlerless elk
400 SERIES DISTRICTS		
401-01	Oct. 23 - Nov. 27	20 permits for either sex elk
401-02	Oct. 23 - Nov. 27	75 permits for antlerless elk
410-01	Oct. 23 - Nov. 27	55 permits for either sex elk
410-02	Oct. 23 - Nov. 27	250 permits for antlerless elk
411-01	Oct. 23 - Nov. 27	70 permits for either sex elk - also valid in hunting districts 511 and 530.
411-02	Oct. 17 - Nov. 27	225 permits for antlerless elk - also valid in hunting districts 511 and 530.
412-01	Oct. 23 - Nov. 27	15 permits for either sex elk
412-02	Oct. 23 - Nov. 27	75 permits for antlerless elk
413	Oct. 17 - Nov. 18	250 permits for antlerless elk
416	Oct. 17 - Nov. 18	400 permits for antlerless elk
417-01	Oct. 23 - Nov. 27	25 permits for either sex elk
417-02	Oct. 23 - Nov. 27	100 permits for antlerless elk

418	Oct. 17 - Nov. 18	200 permits for antlerless elk
420	Oct. 23 - Nov. 27	100 permits for either sex elk - also valid in hunting district 448. See hunting district 448 for antlerless elk permits.
421	Oct. 17 - Nov. 27	100 permits for antlerless elk
425-01	Oct. 17 - Oct. 22	50 permits for antlerless elk
425-02	Oct. 23 - Oct. 30	25 permits for antlerless elk*
425-03	Oct. 30 - Nov. 7	25 permits for antlerless elk*
*Valid on Sun River WMA only.		
426-01	Oct. 23 - Nov. 27	2 permits for either sex elk
426-02	Oct. 23 - Nov. 27	10 permits for antlerless elk
432	Oct. 17 - Nov. 18	100 permits for antlerless elk
441-01	Oct. 23 - Nov. 27	25 permits for either sex elk
441-02	Oct. 23 - Nov. 27	100 permits for antlerless elk
445-01	Oct. 1 - Oct. 9	300 permits for antlerless elk
445-02	Nov. 6 - Nov. 27	40 permits for either sex elk
446	Oct. 17 - Nov. 18	100 permits for antlerless elk
447-01	Oct. 17 - Nov. 27	450 permits for antlerless elk
447-02	Oct. 23 - Nov. 27	100 permits for either sex elk
448	Oct. 17 - Nov. 18	400 permits for antlerless elk - also valid in hunting district 420 from Oct. 23 - Nov. 27.
449	Oct. 17 - Nov. 18	100 permits for antlerless elk
450	Oct. 23 - Nov. 27	10 permits for antlerless elk - also valid in hunting district 441.
452	Oct. 17 - Nov. 18	300 permits for antlerless elk
454	Oct. 17 - Nov. 18	200 permits for antlerless elk
455-01	Oct. 23 - Nov. 27	80 permits for either sex elk
455-02	Oct. 23 - Oct. 29	140 permits for antlerless elk
455-03	Oct. 30 - Nov. 5	140 permits for antlerless elk
455-04	Nov. 6 - Nov. 12	140 permits for antlerless elk
455-05	Nov. 13 - Nov. 19	140 permits for antlerless elk
455-06	Nov. 20 - Nov. 27	140 permits for antlerless elk

500 SERIES DISTRICTS

500-01	Oct. 23 - Nov. 27	10 permits for either sex elk
500-02	Oct. 23 - Nov. 27	10 permits for antlerless elk
511	Oct. 23 - Nov. 27	Apply under hunting district 411.
520-01	Oct. 23 - Dec. 31	40 A-7 (antlerless) elk licenses - valid between West Fork Rock Creek and East Rosebud.
520-02	Oct. 23 - Dec. 15	30 permits for antlerless elk - valid between East Rosebud and Stillwater River.
520-03	Oct. 23 - Dec. 15	50 permits for antlerless elk - valid west and north of Stillwater River.
520-04	Oct. 23 - Nov. 27	75 permits for antlered bull elk - valid east of Rock Creek.
520-05	Oct. 23 - Dec. 15	10 permits for antlerless elk - valid east of Rock Creek.
520-06	Nov. 5 - Dec. 15	45 permits for antlerless elk - valid east of Rock Creek.
520-07	Oct. 23 - Nov. 27	20 permits for antlered bull - valid between Rock Creek and West Fork Rock Creek.
520-08	Oct. 23 - Dec. 15	20 permits for antlerless elk - valid between Rock Creek and West Fork Rock Creek.
530	Oct. 23 - Nov. 27	Apply under hunting district 411.
540	Oct. 17 - Nov. 27	75 permits for antlerless elk
560-01	Oct. 23 - Dec. 15	300 permits for antlerless elk - valid in Main Boulder - Deer Creeks area.
560-02	Nov. 5 - Nov. 27	40 permits for antlerless elk - valid in entire west Boulder drainage.

Special Seasons & Tentative Quotas - continued

300	Oct. 23 - Nov. 27	400 permits for antlerless elk
301	Oct. 23 - Nov. 27	600 permits for antlerless elk
302	Oct. 23 - Nov. 27	200 permits for antlerless elk
310-01	Oct. 23 - Oct. 30	50 permits for antlerless elk - valid west of Gallatin River.
310-02	Nov. 23 - Nov. 27	50 permits for antlerless elk - valid west of Gallatin River.
310-03	Jan. 6 - Jan. 30, 1995	10 permits for either brow-tined bull or antlerless elk only. Hunting by four-day time periods.
310-04	Jan. 6 - Jan. 30, 1995	500 permits for antlerless elk. Hunting by two-day time periods.
310-05	Jan. 6 - Jan. 30, 1995	Unlimited permits for brow-tined bull or antlerless elk only (portion of Porcupine WMA), ARCHERY ONLY. See exceptions to archery regulations on page 27.
311-01	Oct. 23 - Nov. 27	100 permits for antlerless elk
311-02	Dec. 3 - Dec. 5	250 A-7 licenses for antlerless elk - valid on Flying D and adjacent property only.
311-03	Dec. 10 - Dec. 12	250 A-7 licenses or antlerless elk - valid on Flying D and adjacent property only.
312	Oct. 23 - Nov. 27	200 permits for antlerless elk
313-01	Oct. 23 - Nov. 27	50 permits for antlerless elk
313-02	Jan. 6 - Feb. 20, 1995	105 permits for either brow-tine bull or antlerless elk only. Hunting by four-day time periods. Permits also valid in portion of HD 314 as designated.
313-03	Jan. 6 - Feb. 20, 1995	2,660 permits for antlerless elk. Hunting by two-day time periods. Permits also valid in portion of HD 314 as designated.
Deckard Flats - Eagle Creek portion of hunting district 313 as posted, subject to closure to all hunting on 24-hour notice.		
314	Oct. 23 - Dec. 11	1500 permits for antlerless elk
315	Oct. 23 - Dec. 11	300 permits for antlerless elk
317	Oct. 23 - Nov. 27	300 permits for antlerless elk - valid south of Suce Creek.
319	Oct. 23 - Nov. 27	350 permits for antlerless elk
320	Oct. 23 - Nov. 27	200 permits for antlerless elk
321	Oct. 9 - Nov. 27	500 permits for antlerless elk
322	Oct. 23 - Nov. 27	20 permits for antlerless elk
323-01	Oct. 23 - Nov. 13	300 permits for antlerless elk
323-02	Nov. 14 - Nov. 27	150 permits for antlerless elk
324-01	Oct. 23 - Oct. 30	100 permits for antlerless elk
324-02	Oct. 31 - Nov. 18	700 permits for antlerless elk
324-03	Nov. 19 - Nov. 27	150 permits for antlerless elk
325	Oct. 23 - Nov. 27	500 permits for antlerless elk
326	Oct. 23 - Nov. 27	120 permits for antlerless elk
327	Oct. 23 - Nov. 27	800 permits for antlerless elk
328	Oct. 23 - Nov. 27	175 permits for antlerless elk
329	Oct. 17 - Nov. 27	500 A-7 (antlerless) elk licenses
330	Oct. 23 - Nov. 27	700 permits for antlerless elk
331	Oct. 23 - Dec. 11	650 permits for antlerless elk
332	Oct. 17 - Dec. 11	500 permits for antlerless elk
333	Oct. 23 - Nov. 27	400 permits for antlerless elk
340-01	Oct. 23 - Nov. 27	25 permits for antlerless elk - valid in portion of district south of High Road (McCaigway Mtn.).
340-02	Oct. 23 - Nov. 27	200 permits for antlerless elk - valid in portion of district north of High Road.
341	Oct. 23 - Nov. 27	125 permits for antlerless elk
360-01	Oct. 23 - Nov. 27	50 permits for antlerless elk
360-02	Nov. 28 - Dec. 5	400 permits for antlerless elk - valid in west one-half of district.

203-01	Oct. 23 - Nov. 27	300 permits for antlerless elk - valid in all but the northwest one-fourth of district.
203-02	Oct. 23 - Nov. 27	75 permits for antlerless elk - valid in northwest one-fourth of district.
204-01	Oct. 23 - Nov. 27	200 A-7 (antlerless) elk licenses - valid north of Wheelbarrow Creek only. Valid on private land Sept. 1 - Nov. 27.
204-02	Oct. 23 - Nov. 27	100 A-7 (antlerless) elk licenses - valid south of Wheelbarrow Creek only. Valid on private land Sept. 1 - Nov. 27.
210-01	Oct. 23 - Nov. 27	130 permits for antlerless elk - valid in northeast portion of district
210-02	Oct. 23 - Nov. 27	50 permits for antlerless elk - valid in all but the northeast portion of district.
210-03	Sept. 1 - Dec. 15	25 permits for antlerless elk - valid outside National Forest boundary only.
211	Oct. 23 - Nov. 27	300 permits for antlerless elk
212-01	Oct. 23 - Nov. 27	350 permits for antlerless elk - valid in portion south of Boulder, Little Gold and Rock Creeks. Prinson Ranch archery area - ARCHERY ONLY.
212-02	Oct. 23 - Nov. 27	100 permits for antlerless elk - valid in portion north of Boulder, Little Gold and Rock Creeks.
212-03	Sept. 1 - Dec. 15	25 permits for antlerless elk - valid outside National Forest boundary only.
213	Oct. 23 - Nov. 27	150 permits for antlerless elk
214	Oct. 23 - Nov. 27	75 permits for antlerless elk
215-01	Oct. 23 - Nov. 27	250 permits for antlerless elk - valid north of Cottonwood Creek.
215-02	Oct. 23 - Nov. 27	150 permits for antlerless elk - valid south of Cottonwood Creek.
215-03	Sept. 1 - Dec. 15	25 permits for antlerless elk - valid outside National Forest boundary only.
216-01	Oct. 23 - Nov. 27	50 permits for antlerless elk - valid west of Rock Creek.
216-02	Oct. 23 - Nov. 27	200 permits for antlerless elk - valid east of Rock Creek.
216-03	Sept. 1 - Dec. 15	25 permits for antlerless elk - valid outside National Forest boundary only.
240-01	Oct. 23 - Nov. 27	150 A-7 (antlerless) elk licenses - valid in portion north of One Horse Creek
240-02	Oct. 23 - Nov. 27	200 A-7 (antlerless) elk licenses - valid in portion south of One Horse Creek
250	Oct. 23 - Nov. 27	100 A-7 (antlerless) elk licenses - not valid in Bear Cone Ridge Area.
261-01	Oct. 23 - Nov. 27	300 A-7 (antlerless) elk licenses - valid south of Willow Creek. Valid on private land Sept. 1 - Nov. 27.
261-02	Oct. 23 - Nov. 27	40 A-7 (antlerless) elk licenses - valid on private land Sept. 1 - Nov. 27.
270-01	Oct. 23 - Nov. 27	200 A-7 (antlerless) elk licenses - valid in portion north Rye Creek
270-02	Oct. 23 - Nov. 27	550 A-7 (antlerless) elk licenses - valid in East Fork portion of district.
280	Sept. 15 - Nov. 27	250 permits for antlerless elk
281	Oct. 23 - Nov. 27	350 permits for antlerless elk
282	Oct. 23 - Nov. 11	200 A-7 (antlerless) elk licenses. Also valid in hunting district 285 from Oct. 23 - Nov. 27
283-01	Oct. 23 - Nov. 27	275 permits for antlerless elk
283-02	Oct. 23 - Nov. 27	25 permits for antlerless elk - valid in Morrison Peak walk-in area.



SPECIAL SEASONS & TENTATIVE QUOTAS - continued

Hunting District	Season		Tentative Permit/License Quota	Hunting District	Season		Tentative Permit/License Quota
	Opens-Closes				Opens-Closes		
570-01	Oct. 23 - Nov. 27		10 permits for either sex elk	623-01	Oct. 23 - Nov. 27		20 permits for either sex elk
570-02	Oct. 23 - Nov. 27		10 permits for antlerless elk	623-02	Oct. 23 - Nov. 27		30 permits for antlerless elk
575-01	Oct. 23 - Nov. 27		5 permits for either sex elk - valid east of Stillwater River.	623-03	Sept. 3 - Oct. 16		Unlimited permits for either sex elk - ARCHERY ONLY. Also valid in hunting districts 620, 621 and 622. (See Elk Archery.)
575-02	Oct. 23 - Nov. 27		5 permits for antlerless elk - valid east of Stillwater River.	630			Apply under 631-03 or 632-03.
580-01	Oct. 23 - Dec. 15		250 permits for antlerless elk - valid west of Miller Creek	631-01	Oct. 23 - Nov. 27		10 permits for either sex elk
580-02	Oct. 23 - Nov. 27		10 permits for either sex elk - valid between Sweet Grass Creek and Big Timber Creek.	631-02	Oct. 23 - Nov. 27		30 permits for antlerless elk
580-03	Oct. 23 - Dec. 15		30 permits for antlerless elk - valid between Sweet Grass Creek and Big Timber Creek.	631-03	Sept. 3 - Oct. 16		200 permits for either sex elk - ARCHERY ONLY (See Elk Archery) also valid in hunting district 630.
580-04	Oct. 23 - Nov. 27		10 permits for either sex elk - valid between Big Timber Creek and West Fork Duck Creek	632-01	Oct. 23 - Nov. 27		10 permits for either sex elk
580-05	Oct. 23 - Dec. 15		30 permits for antlerless elk - valid between Big Timber Creek and West Fork Duck Creek	632-02	Oct. 23 - Nov. 27		25 permits for antlerless elk
580-06	Oct. 23 - Nov. 27		50 permits for antlerless elk - valid between Miller Creek and Sweet Grass Creek.	632-03	Sept. 3 - Oct. 16		100 permits for either sex elk - ARCHERY ONLY (See Elk Archery) also valid in hunting district 630.
590-01	Oct. 23 - Nov. 27		40 permits for either sex elk	680			Apply under hunting district 690.
590-02	Oct. 23 - Dec. 15		65 permits for antlerless elk	690-01	Oct. 23 - Nov. 27		20 permits for either sex elk
600 SERIES DISTRICTS				690-02	Oct. 23 - Nov. 27		50 permits for antlerless elk
620			ARCHERY ONLY - Apply under 621-03, 622-03 or 623-03	All permits issued for hunting district 690 are also valid in hunting district 680.			
621-01	Oct. 23 - Nov. 27		20 permits for either sex elk	700 SERIES DISTRICTS			
621-02	Oct. 23 - Nov. 27		20 permits for antlerless elk	700-01	Oct. 23 - Nov. 27		25 permits for either sex elk
621-03	Sept. 3 - Oct. 16		Unlimited permits for either sex elk - ARCHERY ONLY. Also valid in hunting districts 620, 622 and 623. (See Elk Archery.)	700-02	Oct. 23 - Nov. 27		100 permits for antlerless elk
622-01	Oct. 23 - Nov. 27		30 permits for either sex elk	702	Oct. 23 - Nov. 27		1 permit for either sex elk - also valid in hunting district 700.
622-02	Oct. 23 - Nov. 27		120 permits for antlerless elk	704	Oct. 23 - Nov. 27		10 permits for either sex elk
622-03	Sept. 3 - Oct. 16		Unlimited permits for either sex elk - ARCHERY ONLY. Also valid in hunting districts 620, 621 and 623. (See Elk Archery.)				

ARCHERY

- ARCHERY ONLY season is September 3 - October 16, 1994
- All legally described elk hunting districts are open to ARCHERY ONLY hunting with exceptions noted on this page.
- Licenses are valid for either sex elk unless listed under exceptions in this section.
- A bow and arrow license plus the proper hunting license is required of all sportspersons during ARCHERY ONLY seasons.
- During any ARCHERY ONLY season, only a longbow, recurve bow or compound bow may be used.
- Any device that is attached to a long, recurve, or compound bow that holds an arrow at partial or full draw is prohibited during the ARCHERY ONLY season.
- The use of any chemical or explosive device attached to an arrow to aid in the taking of wildlife is prohibited.
- The use of any artificial light or any electronic device attached to any bow or arrow that aids in the taking or locating of any game animal or game bird is prohibited.
- Crossbows may not be used during ARCHERY ONLY seasons.

- It is illegal to use any livestock to kill, take, attempt to take, or harass elk during the elk ARCHERY ONLY season. This shall not prohibit the use of livestock to get to the hunting area or to remove downed game animals.

Exceptions to the standard elk archery regulations by hunting district or area:

102	Sept. 3 - Oct. 16	antlered bull
150	Sept. 3 - Sept. 14	either sex elk
151	Sept. 3 - Sept. 14	either sex elk
280	Sept. 3 - Sept. 14	antlerless elk or brow-tined bull only
284	Sept. 1 - Oct. 16	either sex elk
310-05	Jan. 6 - Jan. 30, 1995	Unlimited permits for brow-tined bull or antlerless elk only (portion of Porcupine WMA only). Those wishing to participate must apply through the drawing (310-05). Each permit holder will be sent a map and letter explaining regulations of the hunt and check-in procedures.

Archery hunting for brow-tined bulls or antlerless elk only in the following hunting districts: 204, 215, 240, 250, 261, 270, 280, 281, 293, 301, 302, 310, 311, 312, 313, 319, 320, 322, 323, 324, 325, 326, 327, 330, 333, 340, 341, 360, 361, 362, 363, 818, 835, 843, 850, 870, 890, 891, 892 and that portion of hunting district 520 between West Fork Rock Creek and the Stillwater River. **Spike bulls may not be taken in these districts.**

Elk archers in hunting districts 621 and 623 may hunt on islands in the Missouri River adjacent to the elk hunting district where their ARCHERY ONLY elk permit is valid.

There shall be no elk ARCHERY ONLY season in the following hunting districts: 316, 500, 502, 510, 570, 575, 600, 610, 640, 641, 650, 651, 670, 680, 690 and hunting districts beginning with 7 except hunting districts 700, 702 and 704.

620, 621, 622, 630, 631, and 632 will be by special permit only. Sportspersons must apply for these permits postmarked no later than June 1 on the special drawing application.

In hunting districts 631, and 632, a limited number of permits will be issued, and must be applied for as one of your special elk permit district choices on the special drawing application.

In 620, 621, 622, and 623 an unlimited number of elk ARCHERY ONLY permits will be issued. Sportspersons must apply for these permits no later than June 1 on the special drawing application. Applicants should apply using hunting district 621-03, 622-03 or 623-03 (select only one) as their first and only choice. Example: If a district with a limited permit quota is listed as the first choice and a district with an unlimited permit quota is listed as the second or third choice, the unlimited permit quota district choice will be eliminated.

880 Antlerless or spike bull elk only - any elk having antlers which do not branch. If branched, branch must be less than four inches long measured from the main antler beam EXCEPT holders of a valid either sex elk permit for hunting district 880 may harvest any elk.

1993 DEER B STATISTICS

DIST.	TOTAL QUOTA	1ST CHOICE APPLICANTS	DIST.	TOTAL QUOTA	1ST CHOICE APPLICANTS	DIST.	TOTAL QUOTA	1ST CHOICE APPLICANTS	DIST.	TOTAL QUOTA	1ST CHOICE APPLICANTS
100	600	839	250	20	70	315-02	200	128	341	350	248
102	700	1,204	260-01	30	93	317-01	150	83	360	250	193
103	600	917	260-02	300	379	317-02	100	81	362	50	62
104	400	308	261	20	46	319	200	279	393	375	556
121	1,000	1,254	270-01	100	63	320-01	600	348	400	100	218
122	100	311	270-02	150	194	320-02	800	279	401	200	167
123	100	88	281	300	429	322-01	600	331	402	100	75
124	200	152	282	50	375	322-02	500	101	404	100	212
130	200	560	283	400	776	323	200	148	406	100	70
132	100	226	285	150	194	324-01	100	55	410	400	474
200	200	218	290	UNLNM	282	324-02	1,100	376	411	100	213
201-01	600	734	291-02	300	436	325	800	463	412	100	124
201-02	50	41	292	100	275	326	1,200	840	417	500	419
202	600	715	293	50	76	328	50	45	418	50	83
203	200	384	300	175	175	329	150	172	419	100	101
204-01	20	23	301	100	236	330	800	380	421	200	178
204-02	200	199	302	150	109	331-01	100	92	426	500	392
210	25	88	311	100	368	331-02	100	167	441-02	300	196
212	250	209	312-01	200	318	333-01	600	679	444	50	33
213	25	29	312-02	50	49	333-02	800	446	445	500	331
216	100	143	313	250	204	340-01	400	524	447	100	380
240-02	200	309	314	350	365	340-02	100	21	450	50	23
240-03	20	57	315-01	300	312	340-03	150	196	455-02	50	80

1993 DEER PERMIT STATISTICS

DIST.	TOTAL QUOTA	1ST CHOICE APPLICANTS
240-01	125	472
260-03	150	731
291-01	100	1,148
441-01	75	831
455-01	100	464
530-01	1,250	1,533
650	200	1,170

1993 ELK PERMIT STATISTICS

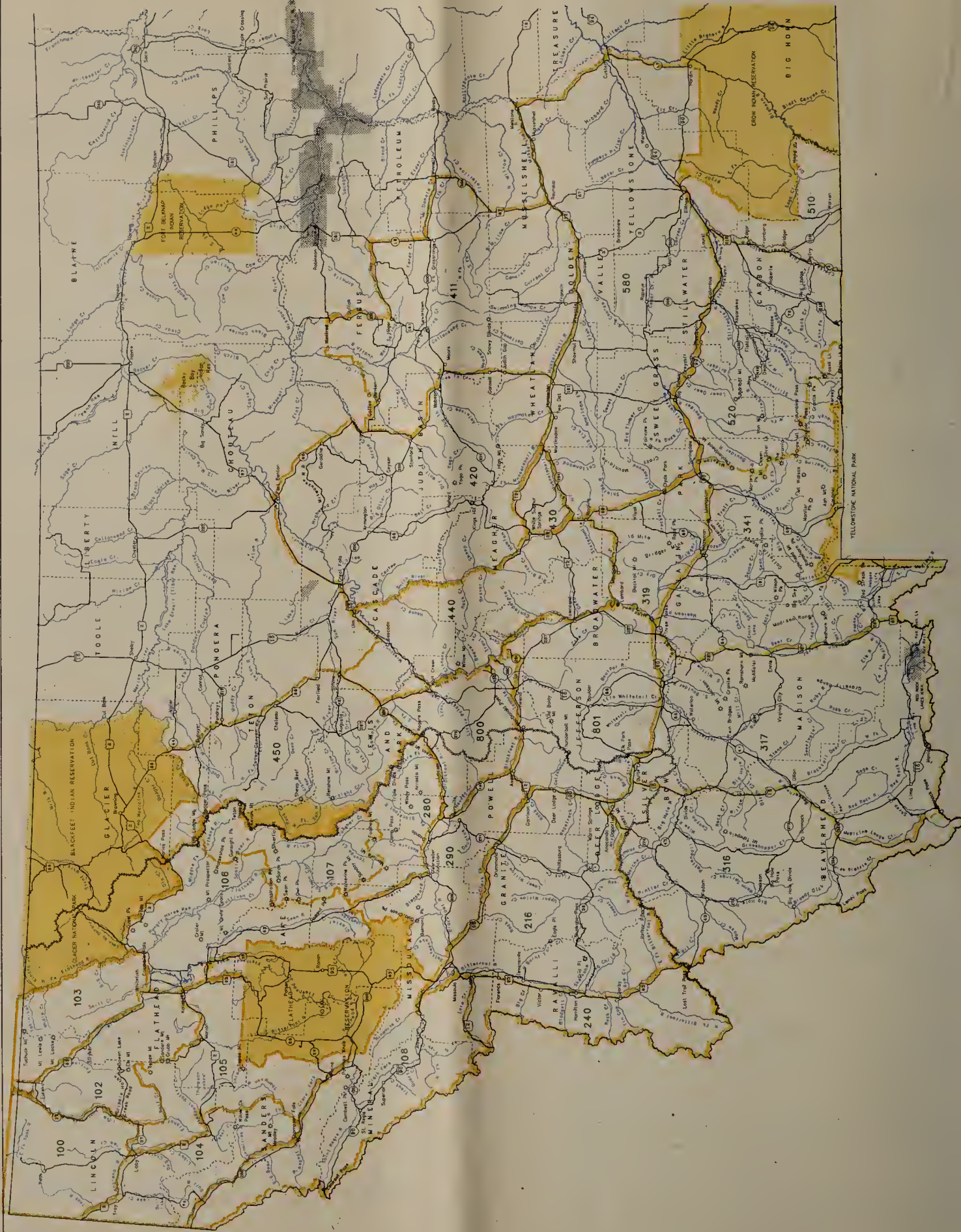
DIST.	TOTAL QUOTA	1ST CHOICE APPLICANTS	DIST.	TOTAL QUOTA	1ST CHOICE APPLICANTS	DIST.	TOTAL QUOTA	1ST CHOICE APPLICANTS	DIST.	TOTAL QUOTA	1ST CHOICE APPLICANTS
121	400	1,026	261-02	40	93	317	300	206	362-01	800	494
124	150	270	270-01	200	143	319	350	817	362-02	40	768
200-01	200	305	270-02	550	679	320	200	484	393	175	441
200-02	75	178	280	250	118	321	500	691	401-01	20	431
201-01	300	729	281	350	760	322	20	35	401-02	75	221
201-02	40	71	282	200	1,139	323-01	300	384	402	50	137
202-01	175	589	283-01	275	857	323-02	150	197	410-01	55	1,789
202-02	150	266	283-02	25	62	324-01	100	423	410-01	250	972
202-03	150	165	284	50	7	324-02	700	1,123	411-02	70	473
203-01	300	726	291	325	837	324-03	150	259	411-02	225	254
203-02	75	128	292-01	250	586	325	500	504	412-01	15	159
210-01	130	197	292-02	150	275	326	120	81	412-02	75	95
210-02	50	138	292-03	60	117	327	800	735	413	250	212
210-03	50	100	293	450	998	328	175	290	416	700	947
211	300	366	300	400	285	329	500	472	417-01	25	354
212-01	350	431	301-01	400	547	330	700	715	417-02	100	287
212-02	100	129	301-02	200	88	331	650	839	418	300	223
212-03	150	71	302	200	300	332-01	500	1,023	420	100	467
213	150	200	310-01	50	67	332-02	30	68	421	100	127
214	75	155	310-02	50	85	332-03	30	69	425-01	50	217
215-01	250	751	310-03	10	247	333	400	401	425-02	25	61
215-02	150	266	310-04	500	574	340-01	25	61	425-03	25	98
215-03	75	138	310-05	UNLNM	112	340-02	200	493	426	10	62
215-04	50	114	311-01	100	121	341	125	324	432	200	255
216-01	50	92	311-02	200	543	360-01	400	467	441	100	356
216-02	200	167	312	200	200	360-02	50	65	445	900	1,008
216-03	25	65	313-01	50	139	360-03	75	98	446-01	100	218
240-01	150	237	313-02	105	3,525	360-04	75	82	446-02	600	334
240-02	200	266	313-03	2,660	4,497	360-05	200	379	446-03	450	155
250	100	440	314	1,500	1,611	361-01	75	97	447-01	50	933
261-01	300	165	315	225	303	361-02	25	51	447-02	500	793

Black Bear

CLOSED TO HUNTING
FOR BIG GAME

Map only intended as a guide - please
refer to the legal descriptions for actual
boundaries.

XXXXX - Continental Divide



LICENSES & GENERAL INFORMATION

- A sportsperson may purchase only one black bear license per year.
- Black bear licenses are available at all Fish, Wildlife and Parks offices and most license agents throughout the state.
- A sportsperson may legally take one black bear per license year. Female bears with young and individual cubs may not be harvested.
- All districts listed below shall be open to hunting of black bear of either sex.
- The black bear license, properly validated, must be attached to the animal immediately upon kill. The license is to remain attached to the hide until tanned.
- Evidence of sex must remain naturally intact to the hide.

- All Wildlife Management Areas with big game winter range in administrative regions 1, 2, 3, 4 and 5 are closed to public entry from the day following the end of general deer/elk/bear season, or December 1, whichever is later, to May 15 each year.
- All National Wildlife Refuges are closed to black bear hunting.

- **Trichinella Testing** - This testing is optional and free-of-charge. Send one-third of the tongue or equal size muscle tissue to: Dr. David E. Worley, Veterinary Research Lab, MSU, Bozeman, MT 59717.

MANDATORY REPORTING REQUIREMENTS

- Within five (5) days of harvesting a black bear (or within five days of arriving at a trailhead in backcountry areas) the successful sportsperson must present to an official of the department the complete bear hide and skull for the purpose of inspection and removal of a tooth (for aging).

Boundary changes were made to all black bear hunting districts.

GENERAL SEASONS

100 SERIES DISTRICTS

Apr. 15 - May 31
Sept. 15 - Nov. 27

Exceptions:

100, 102, 104 }
105 & 108 }
106

Snowship Corn Spill Area closed to all hunting of black bear. See legal description below.

Portion of Bear Hunting District 106:

By order of the Montana Fish, Wildlife and Parks Commission, the following described area in Flathead County shall be closed to all hunting of black bear. Beginning at the Java railroad trestle crossing U.S. Highway 2 at the Glacier National Park entrance, then easterly along U.S. Highway 2 to U.S. Forest Service trail number 155 (Big River trail), then southerly along said trail to trail number 489 (Edna Creek-Tranquil Basin trail), then easterly along said trail to the divide between Spruce Creek and Tranquil Basin, then easterly along said divide and continuing easterly along the divide between Devil, Moose, Goat and Lynx creeks to a point above Geifer Lake, then northerly along the divide between Devil Creek and Grizzly Creek to U.S. Highway 2 at the Geifer Creek bridge, then northeasterly along said highway to Fielding Road, then northerly along said road to the Glacier National Park boundary, then southwesterly along said boundary to the point of beginning.

200 SERIES DISTRICTS - GENERAL SEASONS

Apr. 15-May 15
Sept. 15-Nov. 27

Exceptions:

240, 216
Apr. 15 - May 31
Sept. 15 - Nov. 27

Lincoln Archery District - Deer/Elk/Lion district 284 - Archery Only.

300 SERIES DISTRICTS

Apr. 15-May 31
Sept. 15-Nov. 27

Exceptions:

316 & 341
Apr. 15 - Jun. 15
Sept. 3 - Nov. 27

Gallatin Closed Area (portion of hunting district 341) - buffer zone adjacent to Yellowstone National Park - closed to all hunting of black bear.
Deerard Flats - Eagle Creek portion of hunting district 341 as posted, subject to closure of all hunting on 24 hour notice.

400 SERIES DISTRICTS

Apr. 15-May 31
Sept. 15-Nov. 27

Hunting Districts	Season Opens-Closes	Total Quota	Female Subquota
-------------------	---------------------	-------------	-----------------

500 SERIES DISTRICTS

Spring Season:

580	Apr. 15-May 31	no quota	
510	Apr. 15-May 31	9	3
520	Apr. 15-May 31	20	6

Fall Season:

580	Sept. 15-Nov. 27	no quota	
510	Oct. 23-Nov. 27	no quota	
520	Oct. 23-Nov. 27	no quota	

When the quota or sub-quota is reached in the hunting district, the black bear season for that area will close upon 48 hours notice, but no later than last date of season shown in the regulations.

Any person taking a black bear in the spring in Hunting Districts 510 or 520 must personally report their black bear kill within 48 hours to an officer of the department in administrative Region 5 and must personally present the hide and skull within 5 days to an officer of the department residing in Region 5 for purposes of inspection, recording sex and removing a tooth for aging. The hide and head must be retained even though damaged.

800 SERIES DISTRICTS

800	Apr. 15-May 15 Sept. 15-Nov. 27		
801	Apr. 15-May 31 Sept. 15-Nov. 27		

Black Bear - There is no grizzly bear hunting season.

Mountain Lion

LICENSES & GENERAL INFORMATION

- A sportsperson may purchase only one mountain lion license per year.
- Mountain lion licenses are available only at Fish, Wildlife and Parks Headquarters.
- Applications must be postmarked by the U.S. Postal Service no later than November 15.
- A sportsperson may legally take one adult mountain lion per season.
- A sportsperson may legally begin the chase season any time after kill is made or when the quota is reached in a district and the hunting season is closed in its entirety.
- A sportsperson should obtain the chase permit at the time the lion license is purchased.
- When the total quota is reached in a hunting district or hunting district group, the mountain lion season for that area will close upon 48-hour notice, but no later than February 15.
- When the subquota is reached in a hunting district or hunting district group, the mountain lion subquota for that area will close upon 48 hour notice, but no later than February 15.
- Females with kittens may not be taken. If a lactating female is killed, she shall be backtracked and the kittens captured and turned over to the Department of Fish, Wildlife and Parks. (Kittens are young of the year). No juveniles (with body spots) shall be killed.

HUNTING OR CHASE SEASON

Hunting Districts (or groups)	Hunting Chase Season	Total	Tentative Lion Harvest Quotas	Female
100, 103 & 104	Dec. 1 - Feb. 15, 1995	25	15	
101	Dec. 1 - Feb. 15, 1995	12	7	
102 & 120	Dec. 1 - Feb. 15, 1995	9	5	
110	Dec. 1 - Feb. 15, 1995	10	5	
121 & 122	Dec. 1 - Feb. 15, 1995	25	25	
123 & 124	Dec. 1 - Feb. 15, 1995	10	10	
130	Dec. 1 - Feb. 15, 1995	8	3	
132, 140*, 141 & 170	Dec. 1 - Feb. 15, 1995	14	14	
*Only northern portion of hunting district 140.				
140*	Dec. 1 - Feb. 15, 1995	6	6	
150 & 151	Sept. 15 - Feb. 15, 1995			
*Only southern portion of hunting district 140.				

- The mountain lion license and tag must be attached to the animal immediately upon kill.
- Evidence of sex must remain naturally intact on the hide.
- Evidence of sex must be verified by department personnel before a trophy license is issued. It will also be mandatory that skulls be turned in and tagged at the time a trophy license is issued.
- All Wildlife Management Areas and National Wildlife Refuges are closed to lion hunting.
- Current harvest information may be obtained by calling the Fish, Wildlife and Parks Headquarters in the administrative region where the district is located during normal business hours. See Regional headquarters listing on page 5.

Use of dogs:

- Dogs may be used to chase or hunt mountain lions within prescribed seasons. Lion hunting and chase seasons are open for a portion of each day from one-half hour before sunrise to one-half hour after sunset for the dates listed by hunting district.
- It is prohibited for a dog owner or lion hunter to release dogs on a lion track, or allow dogs to chase a lion, or hold a lion at bay during any period of the day or year when the season is not open to hunting or chasing lions.
- Legitimate attempts to retrieve loose dogs after legal hunting hours does not constitute a violation of this rule.

Mountain Lion - Trophy

- A sportsperson harvesting a mountain lion must:
- Personally report their lion kill within 48 hours to an officer of the Department of Fish, Wildlife and Parks in the administrative region (see Regional Headquarters listing, page 5) where the kill was made, and must personally present the hide and skull within 10 days to an officer of the department residing in the administrative region in which the license was filled, for the purpose of inspection, tagging, recording of kill, and issuance of a trophy license.
- The hide tag must thereafter remain attached to the hide until tanned.
- The skull tag must remain attached to the skull for at least one year.
- The lion skull will be retained by the Department of Fish, Wildlife and Parks for processing and examination and then returned to the owner.
- It is unlawful for anyone to possess, ship or transport any mountain lion, or part thereof, unless they have been tagged as prescribed.

Hunting Districts (or groups)	Hunting Chase Season	Total	Tentative Lion Harvest Quotas	Female
300, 302, 328, & 329	Dec. 1 - Feb. 15, 1995	3	2	
301	Dec. 1 - Feb. 15, 1995	6	2	
310, 311, 360, 361 & 362	Dec. 1 - Feb. 15, 1995	6	2	
312, 315 & 393	Dec. 1 - Feb. 15, 1995	4	2	
313 & 316	Dec. 1 - Feb. 15, 1995	3	1	
Deardard Flats - Eagle Creek portion of hunting district 313 as posted, subject to closure to all hunting on 24 hour notice.				
314	Dec. 1 - Feb. 15, 1995	5	2	
317	Dec. 1 - Feb. 15, 1995	5	2	
319, 340 & 341	Dec. 1 - Feb. 15, 1995	3	2	
320 & 333	Dec. 1 - Feb. 15, 1995	3	2	
322, 326 & 330	Dec. 1 - Feb. 15, 1995	3	2	
323, 324, 325 & 327	Dec. 1 - Feb. 15, 1995	3	2	
321, 331 & 332	Dec. 1 - Feb. 15, 1995	3	2	

100 SERIES DISTRICTS

Hunting Districts (or groups)	Hunting Chase Season	Total	Tentative Lion Harvest Quotas	Female
100, 103 & 104	Dec. 1 - Feb. 15, 1995	25	15	
101	Dec. 1 - Feb. 15, 1995	12	7	
102 & 120	Dec. 1 - Feb. 15, 1995	9	5	
110	Dec. 1 - Feb. 15, 1995	10	5	
121 & 122	Dec. 1 - Feb. 15, 1995	25	25	
123 & 124	Dec. 1 - Feb. 15, 1995	10	10	
130	Dec. 1 - Feb. 15, 1995	8	3	
132, 140*, 141 & 170	Dec. 1 - Feb. 15, 1995	14	14	
*Only northern portion of hunting district 140.				
140*	Dec. 1 - Feb. 15, 1995	6	6	
150 & 151	Sept. 15 - Feb. 15, 1995			
*Only southern portion of hunting district 140.				

600 SERIES DISTRICTS

Hunting Districts (or groups)	Hunting Chase Season	Total	Tentative Lion Harvest Quotas	Female
Dec. 1 - Feb. 15, 1995				
5 any lion				

700 SERIES DISTRICTS

Hunting Districts (or groups)	Hunting Chase Season	Total	Tentative Lion Harvest Quotas	Female
Dec. 1 - Feb. 15, 1995				
5 any lion				

800 SERIES DISTRICTS

Hunting Districts (or groups)	Hunting Chase Season	Total	Tentative Lion Harvest Quotas	Female
818 & 850	Dec. 1 - Feb. 15, 1995	2	1	
835, 839 & 843	Dec. 1 - Feb. 15, 1995	8	3	
870 & 880	Dec. 1 - Feb. 15, 1995	4	2	
890, 891 & 892	Dec. 1 - Feb. 15, 1995	8	4	

The Fish, Wildlife & Parks Commission has authorized the use of female and/or male subquotas. Please contact the Department of Fish, Wildlife & Parks in August 1994 for final quotas.

200 SERIES DISTRICTS

*Except Missoula Special Management Area.		
200, 201*, 202, & 203*	Dec. 1 - Feb. 15, 1995	20
204*, 260* & 261	Dec. 1 - Feb. 15, 1995	15
Missoula Special Management Area		
Portions of 201, 203, 204, 260, 283 & 292.	Dec. 1 - Feb. 15, 1995	30
(Legal description and map of this area available from Missoula FWP Headquarters, 542-5500) 210, 211, & 216		
212 & 215	Dec. 1 - Feb. 15, 1995	6
213 & 214	Dec. 1 - Feb. 15, 1995	2
240	Dec. 1 - Feb. 15, 1995	15
250 & 270	Dec. 1 - Feb. 15, 1995	15
280	Sept. 15 - Feb. 15, 1995	15
281, 284, 285 & 293	Dec. 1 - Feb. 15, 1995	15
282	CLOSED	
283*, 290, 291 & 292*	Dec. 1 - Feb. 15, 1995	15

CHASE SEASON ONLY

- All hunting districts are open for a portion of each day, from one-half hour before sunrise to one-half hour after sunset, to the CHASE ONLY season if: 1) Sportsperson holding a chase permit has legally filled their mountain lion license, or 2) if the total district harvest quota has been met and the district is closed to hunting, or 3) from February 16 - April 30, 1995.

405, 418, 420, 432, 447, 448, 449, 452, 454 & 471	Jan. 1 - Feb. 15, 1995	8	2
410, 411, 412, 417	Dec. 1 - Feb. 15, 1995	12	4
419 & 426			
413	Dec. 1 - Feb. 15, 1995	6	3
416 & 446	Dec. 1 - Feb. 15, 1995	18	6
421, 423, 445 & 455	Dec. 1 - Feb. 15, 1995	6	3
500 SERIES DISTRICTS			
500, 511, 530 & 590	Dec. 1 - Feb. 15, 1995	6	3
502 & 520	Dec. 1 - Feb. 15, 1995	8	4
510	Dec. 1 - Feb. 15, 1995	2	1
540	Dec. 1 - Feb. 15, 1995	6	3
560	Dec. 1 - Feb. 15, 1995	12	6
570 & 580	Dec. 1 - Feb. 15, 1995	6	3
575	Dec. 1 - Feb. 15, 1995	4	2

- Sportspersons wishing to participate in any chase season must:

- 1) Hold a valid 1994 lion license (or show proof of purchasing a license in the event the license has been filled).
- 2) Hold a free chase permit. Sportsperson should obtain the chase permit at the time the lion license is purchased.
- 3) Free chase permits are available at all Fish, Wildlife and Parks Headquarters.

- Only one person in party must hold a chase permit to chase mountain lion.
- All Wildlife Management Areas, National Wildlife Refuges and Hunting District 282 are closed to the lion chase season.

Please check legal descriptions for hunting district boundaries. In 1994, boundary changes were made to a number of hunting districts.

Antelope

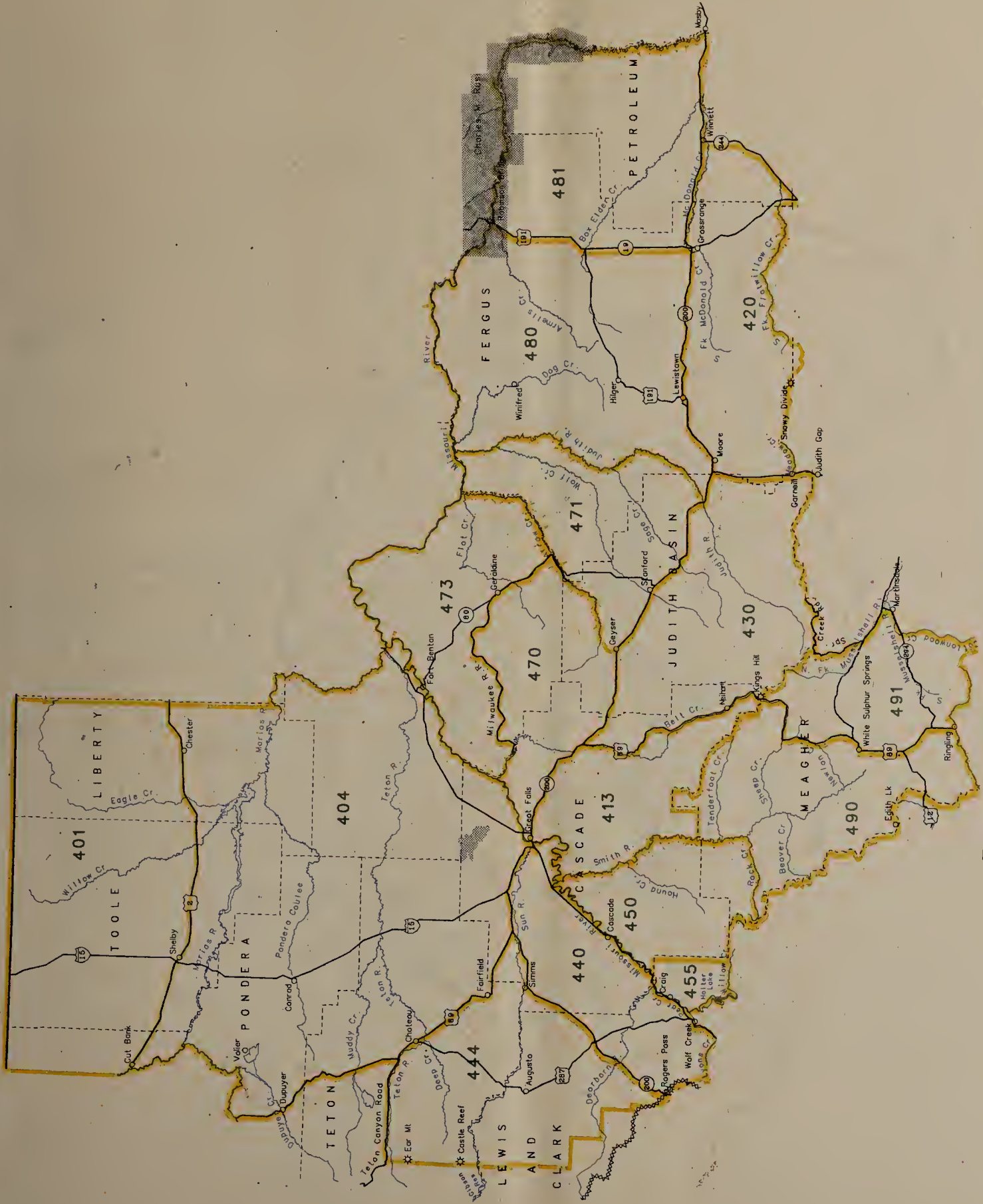
REGION 2 & 3

CLOSED TO HUNTING
FOR BIG GAME

Map only intended as a guide - please
refer to the legal descriptions for actual
boundaries.

XXXXX - Continental Divide





Antelope

REGION 4

CLOSED TO HUNTING
FOR BIG GAME

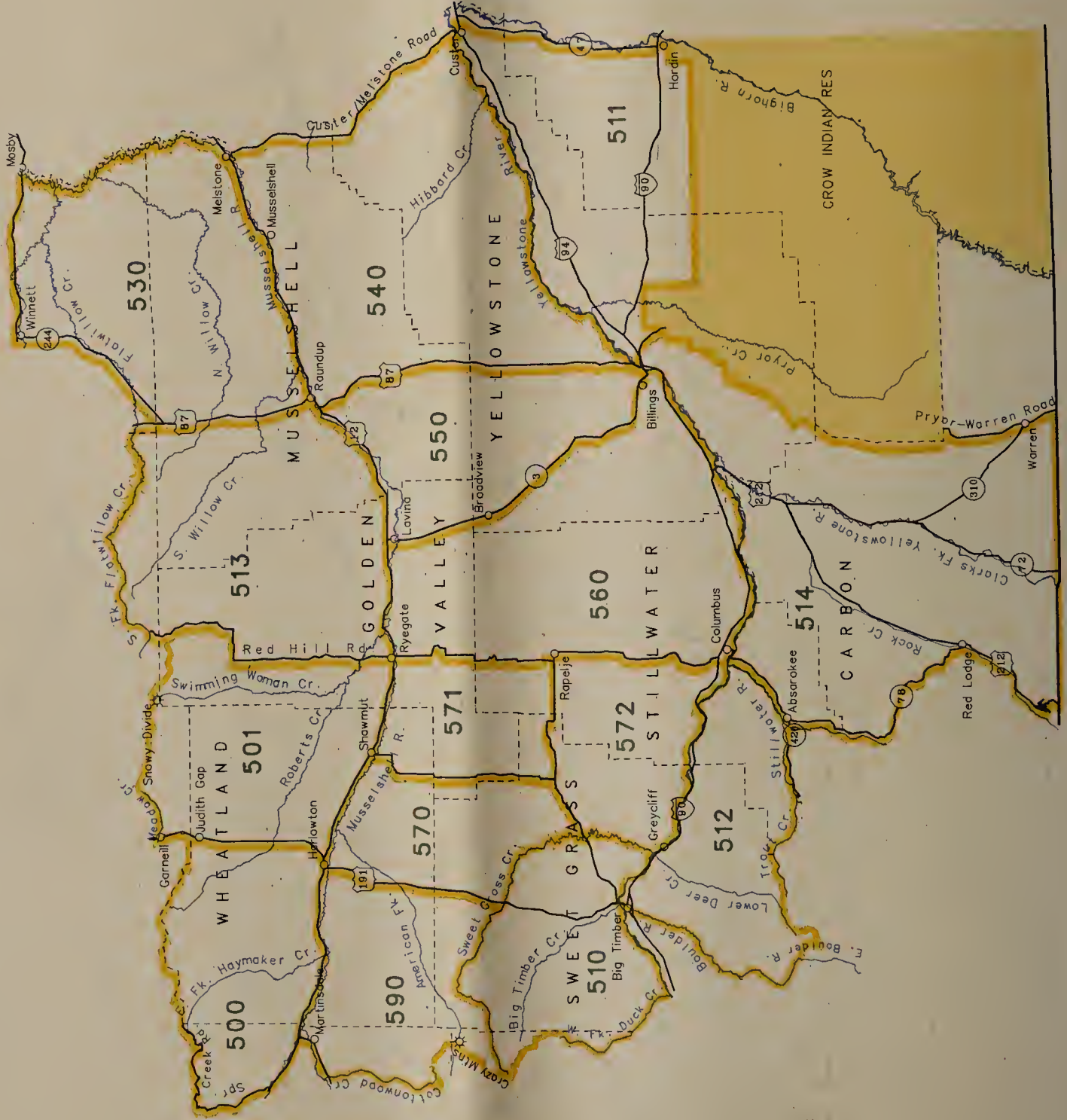
Map only intended as a guide - please
refer to the legal descriptions for actual
boundaries.

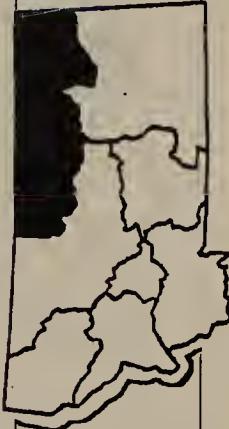
Antelope

REGION 5

CLOSED TO HUNTING
FOR BIG GAME

Map only intended as a guide - please refer to the legal descriptions for actual boundaries.





REGION 6

CLOSED TO HUNTING FOR BIG GAME

HILL COUNTY PARK CLOSED

Map only intended as a guide - please refer to the legal descriptions for actual boundaries.

Antelope

Antelope

REGION 7

CLOSED TO HUNTING FOR BIG GAME

Map only intended as a guide - please refer to the legal descriptions for actual boundaries.





Antelope



REGION 8

Map only intended as a guide - please refer to the legal descriptions for actual boundaries.

CLOSED TO HUNTING FOR BIG GAME

XXXXX - Continental Divide

Antelope

LICENSES & GENERAL INFORMATION

- Antelope licenses are awarded through special drawings except for unlimited, multi-district, doe/fawn licenses.
- Applications must be postmarked by the U.S. Postal Service no later than June 1.
- License holders may legally take one antelope subject to all specifications on the license issued.
- Sportspersons may apply as a party for antelope licenses in groups of up to five. If successful, all party members will receive a license.
- Antelope doe/fawn licenses remaining after the drawing may be offered to the successful either sex license holders.

Landowner Preference

- Montana landowners who qualify may receive preference in the antelope special drawings. To qualify, one must be the owner of record or be contracting to purchase at least 160 acres of land within the hunting district applied for. The land must be used primarily for agricultural purposes.
- Preference is available to resident and nonresident landowners and can be designated to a blood or marriage related individual or employed ranch manager. Only one person may use or designate preference in a partnership or corporation.

Disabled Resident Preference

- Legislation established a statewide total of 25 special antelope licenses to be issued through a special drawing process to Montana residents who are permanently physically disabled and nonambulatory as defined by ARM rule 12.3.106. These licenses are available only in those antelope hunting districts that have a quota of 50 or more licenses.
- Applicants must apply on department provided forms available at all Regional Fish, Wildlife and Parks Headquarters and the Helena Headquarters.
- Applications must be postmarked by the U.S. Postal Service no later than June 1.
- Licenses awarded to successful applicants will be subject to all specifications on the license.
- Antelope may be harvested only in the specific hunting district in which the license is valid.

Definitions

- Doe/Fawn - any antelope with horns less than four inches in length measured from the top of the skull.

Closure

Closure of the Fort Peck Reservation to big game hunting by nontribal members was lifted on Trust lands for 1994. The FW&P Commission adopted big game regulations to allow the taking of four (4) antelope subject to terms of a Cooperative Agreement between the Tribes and FW&P.

Multi-region Doe/Fawn Antelope License

- Sportspersons may purchase only one multi-region doe/fawn antelope license per year. This may be in addition to applying for an antelope license through the special drawing.
- Licenses are available beginning early August from license agents in hunting districts beginning with the numbers 4, 6 & 7 and from all Fish, Wildlife and Parks offices.
- Licenses are valid for doe/fawn antelope only.
- Licenses are valid in any hunting district beginning with the numbers 4 (except 401, 404, 413, 440, 450, 455, 473, 490 & 491), 6 (except 630) and 7.
- Licenses are valid Oct. 9 - Nov. 6.
- Licenses may be used by archers during the ARCHERY ONLY season for doe/fawn antelope only.

SPECIAL SEASONS & TENTATIVE QUOTAS

Both resident and nonresident sportspersons are eligible to apply for the following licenses and permits awarded through the special drawings. Nonresidents are limited to, but not guaranteed, 10 percent of a district quota.

200 SERIES DISTRICTS		
Hunting District	Season Opens-Closes	Tentative License Quotas
215-01	Oct. 9 - Nov. 6	5 either sex
215-02	Oct. 9 - Nov. 6	10 doe/fawn
300 SERIES DISTRICTS		
300-01	Oct. 9 - Nov. 6	400 either sex
300-02	Oct. 9 - Nov. 6	100 doe/fawn
301-01	Oct. 9 - Nov. 6	100 either sex
301-02	Oct. 9 - Nov. 6	50 doe/fawn
310-01	Oct. 9 - Nov. 6	175 either sex
310-02	Oct. 9 - Nov. 6	100 doe/fawn
311	Oct. 9 - Nov. 6	150 either sex
313	Sept. 1 - Oct. 4	25 either sex
318	Oct. 9 - Nov. 6	150 either sex
319	Oct. 9 - Nov. 6	15 either sex
320-01	Oct. 9 - Nov. 6	250 either sex
320-02	Oct. 9 - Nov. 6	200 doe/fawn
321-01	Oct. 9 - Nov. 6	900 either sex
321-02	Oct. 9 - Nov. 6	600 doe/fawn
329-01	Oct. 9 - Nov. 6	300 either sex
329-02	Oct. 9 - Nov. 6	25 doe/fawn

400 SERIES DISTRICTS		
Hunting District	Season Opens-Closes	Tentative License Quotas
401	Oct. 9 - Nov. 6	225 either sex
404	Oct. 9 - Nov. 6	75 either sex
413	Oct. 9 - Nov. 6	50 either sex
420	Oct. 9 - Nov. 6	200 either sex
430	Oct. 9 - Nov. 6	250 either sex
440	Oct. 9 - Nov. 6	75 either sex
450	Oct. 9 - Nov. 6	100 either sex
455	Oct. 9 - Nov. 6	5 either sex
470	Oct. 9 - Nov. 6	200 either sex
471	Oct. 9 - Nov. 6	250 either sex
473	Oct. 9 - Nov. 6	50 either sex
480	Oct. 9 - Nov. 6	600 either sex
481	Oct. 9 - Nov. 6	600 either sex
490	Oct. 9 - Nov. 6	250 either sex
491	Oct. 9 - Nov. 6	150 either sex
500 SERIES DISTRICTS		
*Successful applicants may be offered one doe/fawn license.		
500 series doe/fawn antelope license valid Oct. 9 - Nov. 27		
500	Oct. 9 - Nov. 6	500 either sex*
501	Oct. 9 - Nov. 6	750 either sex*
510	Oct. 9 - Nov. 6	700 either sex*
511	Oct. 9 - Nov. 6	250 either sex*
512	Oct. 9 - Nov. 6	100 either sex
513	Oct. 9 - Nov. 6	1,000 either sex*

600 SERIES DISTRICTS		
Hunting District	Season Opens-Closes	Tentative License Quotas
600	Oct. 9 - Nov. 6	1,500 either sex
610	Oct. 9 - Nov. 6	500 either sex
620	Oct. 9 - Nov. 6	3,000 either sex
630	Oct. 9 - Nov. 6	1,200 either sex
Successful applicant may be offered one doe/fawn license.		
640	Oct. 9 - Nov. 6	100 either sex
650	Oct. 9 - Nov. 6	1,000 either sex
651	Oct. 9 - Nov. 6	400 either sex
670	Oct. 9 - Nov. 6	500 either sex
690	Oct. 9 - Nov. 6	2,000 either sex
700 SERIES DISTRICT		
700	Oct. 9 - Nov. 6	13,000 either sex
License valid in any hunting districts beginning with number 7		
800 SERIES DISTRICTS		
850	Oct. 9 - Nov. 6	100 either sex
860	Oct. 9 - Nov. 6	15 either sex
870-01	Oct. 9 - Nov. 6	50 either sex
870-02	Oct. 9 - Nov. 6	75 doe/fawn
871-01	Oct. 9 - Nov. 6	25 either sex
871-02	Oct. 9 - Nov. 6	25 doe/fawn

880-01	Oct. 9 - Nov. 6	25 either sex - not valid in southern portion of hunting district near subdivisions as posted, except archery only during archery only season.
880-02	Oct. 9 - Nov. 6	50 doe/fawn - not valid in southern portion of hunting district near subdivisions as posted, except archery only during archery only season.
880-03	Sept. 3 - Nov. 6	50 either sex - valid in north portion of hunting district. Landowner may restrict type of weapon. Successful applicants may be offered one doe/fawn license.

890 Oct. 9 - Nov. 6 75 either sex
Multi-Region ARCHERY ONLY
 See Archery Section Below

514	Oct. 9 - Nov. 6	150 either sex
530	Oct. 9 - Nov. 6	1,200 either sex*
540	Oct. 9 - Nov. 6	300 either sex*
550	Oct. 9 - Nov. 6	300 either sex*
560	Oct. 9 - Nov. 6	1,000 either sex*
570	Oct. 9 - Nov. 6	1,000 either sex*
571	Oct. 9 - Nov. 6	500 either sex*
572	Oct. 9 - Nov. 6	600 either sex*
590	Oct. 9 - Nov. 6	800 either sex*

330-01	Oct. 9 - Nov. 6	700 either sex
330-02	Oct. 9 - Nov. 6	500 doe/fawn
338	Oct. 9 - Nov. 6	100 either sex
339	Oct. 9 - Nov. 6	50 either sex

Successful applicants may be offered one doe/fawn license.
 340-01 Oct. 9 - Nov. 6 275 either sex
 340-02 Oct. 9 - Nov. 6 10 doe/fawn, valid in Sweet Grass County only.
 341 Oct. 9 - Nov. 6 300 either sex
 360 Sept. 15 - Nov. 6 400 either sex

ARCHERY

- All licenses to hunt antelope, except multi-region doe/fawn, are awarded through the special drawings.
- Archers must hold a valid antelope license to hunt during the ARCHERY ONLY season.
- ARCHERY ONLY season is September 3 through October 8, 1994.
- All legally described antelope hunting districts are open to ARCHERY ONLY for antelope subject to the district, sex, species and any special restrictions listed on the license.
- A bow and arrow license plus the proper hunting license is required of all sportspersons during ARCHERY ONLY season.
- During any ARCHERY ONLY season, only a longbow, recurve bow or compound bow may be used.

- Any device that is attached to a long, recurve, or compound bow that holds an arrow at partial or full draw is prohibited during the ARCHERY ONLY season.
- The use of any chemical or explosive device attached to an arrow to aid in the taking of wildlife is prohibited.
- The use of any artificial light or any electronic device attached to any bow or arrow that aids in the taking or locating of any game animal or game bird is prohibited.
- Crossbows may not be used during ARCHERY ONLY seasons.

Multi-Region ARCHERY ONLY

900 Sept. 3 - Nov. 6 either sex - ARCHERY ONLY

- Applications must be postmarked by the U.S. Postal Service no later than June 1.
- Sportspersons who apply for hunting district 900 must list this as their first and only district choice.
- Those sportspersons receiving these licenses can purchase one additional doe/fawn antelope license available over-the-counter at all Fish, Wildlife and Parks Headquarters.
- Each of these licenses will be valid in the following antelope hunting districts: any hunting district beginning with the number 3 (except 319), any hunting district beginning with the number 4 (except 455); and any hunting district beginning with the number 5, 6, 7 or 8 (except 860).
- Archers using these licenses during the antelope "gun" season must wear hunter's orange.

Please check legal descriptions for hunting district boundaries. In 1994, boundary changes were made to a number of hunting districts.

Antelope

Drawing Statistics

1993 ANTELOPE STATISTICS

DIST.	TOTAL QUOTA	1ST CHOICE APPLICANTS	DIST.	TOTAL QUOTA	1ST CHOICE APPLICANTS	DIST.	TOTAL QUOTA	1ST CHOICE APPLICANTS	DIST.	TOTAL QUOTA	1ST CHOICE APPLICANTS
215-01	5	66	321-02	700	58	410	50	139	491	150	250
215-02	10	27	329-01	300	571	420	100	289	500	500	464
300	400	907	329-02	25	19	430	350	491	501	750	761
301	100	145	330-01	700	946	440	75	277	510	700	950
310-01	175	376	330-02	600	44	444	75	404	511	250	431
310-02	100	31	338	150	236	450	100	561	512	100	163
311	150	242	339	350	350	455	5	47	513	1,000	1,237
313	25	74	340-01	275	239	470	200	431	514	100	275
318	150	208	340-02	10	1	471	350	505	530	1,600	1,227
320-01	250	360	341	400	514	480	50	391	540	400	474
320-02	200	15	360	400	884	480	600	1,343	550	300	452
321-01	900	1,948	401	225	837	490	250	494	560	1,000	1,318
									570	1,000	1,226

1993 MOOSE STATISTICS

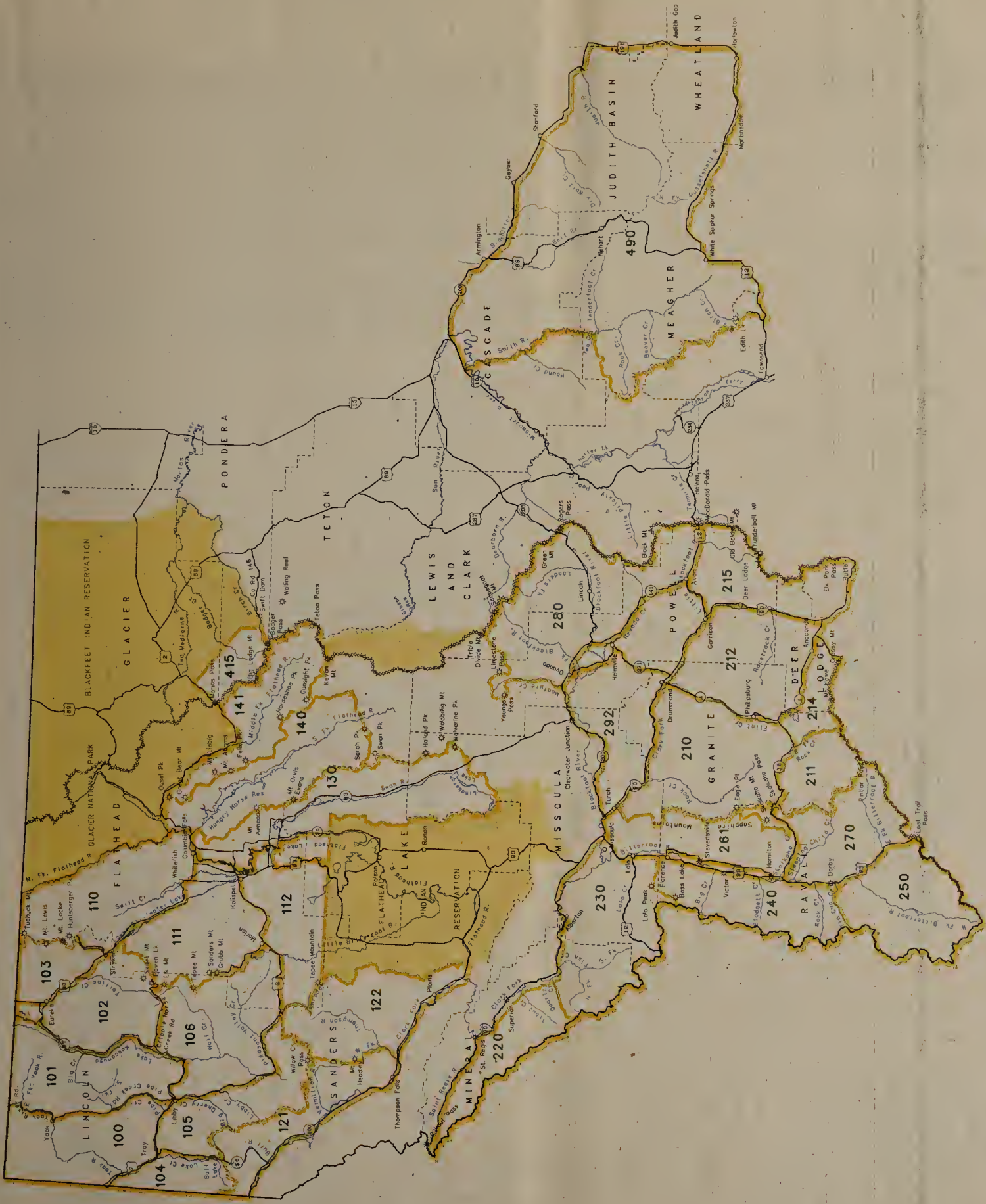
DIST.	TOTAL QUOTA	1ST CHOICE APPLICANTS	DIST.	TOTAL QUOTA	1ST CHOICE APPLICANTS	DIST.	TOTAL QUOTA	1ST CHOICE APPLICANTS	DIST.	TOTAL QUOTA	1ST CHOICE APPLICANTS
100	25	873	141	10	225	302-02	5	100	316-02	2	20
101	25	835	210	3	212	303-01	2	99	317-01	2	57
102-01	25	876	211	5	215	303-02	4	54	317-02	2	13
102-02	20	106	212-01	7	264	306-01	5	76	318-01	3	68
103	5	138	212-02	4	43	306-02	1	14	318-02	2	11
104	5	96	214	10	289	307-01	4	197	319-01	5	230
105	25	850	215	3	221	307-02	1	42	319-02	5	90
106	25	733	220	3	87	308-01	10	333	320	2	125
110-01	25	996	230	3	269	308-02	2	29	321-01	5	95
110-02	5	155	240	5	185	309	7	214	321-02	3	27
111-01	22	605	250	5	245	310-01	15	517	322-01	5	222
111-02	12	164	261	2	98	310-02	5	83	322-02	2	28
112-01	5	179	270	20	896	311	15	382	323-01	10	377
112-02	3	49	280	2	83	312	5	169	323-02	5	188
121	5	166	292	6	194	313	15	249	323-03	5	270
122	5	235	300	3	140	314	6	226	324-01	10	250
130	3	91	301-01	10	182	315-01	6	200	324-02	10	66
140-01	15	309	301-02	10	82	315-02	2	45	324-03	5	91
140-02	5	13	302-01	5	174	316-01	3	113	325-01	5	163

1993 SHEEP STATISTICS

DIST.	TOTAL QUOTA	1ST CHOICE APPLICANTS	DIST.	TOTAL QUOTA	1ST CHOICE APPLICANTS	DIST.	TOTAL QUOTA	1ST CHOICE APPLICANTS	DIST.	TOTAL QUOTA	1ST CHOICE APPLICANTS
100-01	5	426	123-02	10	14	213	2	409	303	UNLM	43
100-02	5	22	123-03	3	223	216-01	15	1,375	304	1	56
101	3	195	124-01	6	371	216-02	20	39	315-01	5	344
121-01	7	1,071	124-02	30	8	250	2	90	315-02	10	33
121-02	5	20	203-01	5	285	270	1	171	340-01	10	1,219
122-01	4	354	203-02	10	16	300	UNLM	71	340-02	6	709
122-02	1	3	210-01	3	596	301	UNLM	165	340-03	30	88
123-01	5	115	210-02	30	54	302	1	95	421-01	2	193

1993 GOAT STATISTICS

DIST.	TOTAL QUOTA	1ST CHOICE APPLICANTS	DIST.	TOTAL QUOTA	1ST CHOICE APPLICANTS	DIST.	TOTAL QUOTA	1ST CHOICE APPLICANTS	DIST.	TOTAL QUOTA	1ST CHOICE APPLICANTS
100	5	222	150	2	18	240-04	1	73	280	2	55
101	3	107	151	5	49	240-05	1	26	312	12	303
131	6	192	212	4	92	240-06	2	82	313	11	164
132	7	68	213	2	72	240-07	1	83	325	15	329
133	5	132	222	8	122	240-08	1	37	321	4	122
134	2	67	223	10	183	240-09	1	29	322	1	25
140	2	54	240-01	1	36	250-01	1	227	323	12	162
141	10	185	240-02	2	106	250-02	1	13	324	4	129
142	3	80	240-03	2	51	270	5	64	325	8	112



CLOSED TO HUNTING
FOR BIG GAME

Map only intended as a guide - please
refer to the legal descriptions for actual
boundaries.

Moose

XXXXX - Continental Divide

XXXXX - Continental Divide

Map only intended as a guide - please refer to the legal descriptions for actual boundaries.

Moose



SPECIAL SEASONS & TENTATIVE QUOTAS

- Moose licenses are awarded through special drawings.
 - Applications must be postmarked by the U.S. Postal Service no later than May 1.
 - Legislation states that an applicant who receives a moose license is not eligible to receive another license for moose for the next succeeding 7 years. For example, if you receive a moose license in 1993, you may not apply for another until 2001.
 - License holders may legally take one moose subject to all specifications on the license issued.
 - Sportspersons harvesting a moose must leave evidence of sex naturally attached to the carcass.
 - There is no ARCHERY ONLY season for moose.
- Legislation authorizes the Fish, Wildlife and Parks Commission to provide for the auction of a moose license each year. This license authorizes the sportspersons to take an antlered bull moose in any district of their choice. This license is not a part of the seasons proposed and if this license holder is successful, the moose will not be counted against the district quota. This license holder may hunt only in areas open to moose hunting.

Definitions

- Antlered Bull - any moose having an antler or antlers of at least four inches in length measured from the top of the skull.
- Antlerless - a female or juvenile male with an antler or antlers less than four inches in length measured from the top of the skull.

Both resident and nonresident sportspersons are eligible to apply for the following license and permits awarded through the special drawings. Nonresidents are limited to, but not guaranteed, 10 percent of a district quota.

- Nonresidents can apply only in the following districts: 100, 101, 102-01, 102-02, 103-01, 103-02, 104, 105, 106, 110-01, 110-02, 111-01, 111-02, 112-01, 112-02, 121, 140-01, 140-02, 141, 210-01, 210-02, 250, 261, 270, 280, 292, 300, 301-01, 301-02, 302-01, 302-02, 303-01, 303-02, 306-01, 306-02, 307-01, 307-02, 308-01, 310-01, 311, 313, 323-01, 324-01, 324-02, 327-01, 330-01, 330-02, 331-01, 331-02, 332, 333, 334-01, 334-02, 334-03, 340-01, 340-02, 360, 361, 362, 515, 516-01, 516-02, 835
- Nonresidents have no opportunity to draw a license in districts other than those listed above.

Hunting District Season Opens-Closes Tentative License Quotas

Hunting District	Season Opens-Closes	Tentative License Quotas
100 SERIES DISTRICTS		
100	Sept. 15 - Nov. 27	25 either sex
101	Sept. 15 - Nov. 27	25 either sex
102-01	Sept. 15 - Nov. 27	25 antlered bull
102-02	Sept. 15 - Nov. 27	20 antlerless
103-01	Sept. 15 - Nov. 27	3 antlered bull
103-02	Sept. 15 - Nov. 27	2 antlerless
104	Sept. 15 - Nov. 27	5 either sex
105	Sept. 15 - Nov. 27	25 either sex
106	Sept. 15 - Nov. 27	25 either sex
110-01	Sept. 15 - Nov. 27	25 antlered bull
110-02	Sept. 15 - Nov. 27	10 antlerless
111-01	Sept. 15 - Nov. 27	22 antlered bull
111-02	Sept. 15 - Nov. 27	12 antlerless

Hunting District	Season Opens-Closes	Tentative License Quotas
112-01	Sept. 15 - Nov. 27	5 antlered bull
112-02	Sept. 15 - Nov. 27	3 antlerless
121	Sept. 15 - Nov. 27	5 antlered bull
122	Sept. 15 - Nov. 27	5 antlered bull
130	Sept. 15 - Nov. 27	3 antlered bull
140-01	Sept. 15 - Nov. 27	15 either sex
140-02	Sept. 15 - Nov. 27	5 antlerless
141	Sept. 15 - Nov. 27	10 either sex
200 SERIES DISTRICTS		
210-01	Sept. 15 - Nov. 27	3 antlered bull
210-02	Sept. 15 - Nov. 27	2 antlerless
211-01	Sept. 15 - Nov. 27	5 antlered bull
211-02	Sept. 15 - Nov. 27	2 antlerless
212-01	Sept. 15 - Nov. 27	7 antlered bull
212-02	Sept. 15 - Nov. 27	4 antlerless
214-01	Sept. 15 - Nov. 27	5 either sex
214-02	Sept. 15 - Nov. 27	3 antlerless
215-01	Sept. 15 - Nov. 27	3 antlered bull
215-02	Sept. 15 - Nov. 27	2 antlerless
220	Sept. 15 - Nov. 27	2 antlered bull
230	Sept. 15 - Nov. 27	3 antlered bull
240	Sept. 15 - Nov. 27	5 either sex
250	Sept. 15 - Nov. 27	5 antlered bull
261	Sept. 15 - Nov. 27	2 antlered bull
270	Sept. 15 - Nov. 27	20 either sex
280	Sept. 15 - Nov. 27	2 antlered bull
292	Sept. 15 - Nov. 27	6 antlered bull
300 SERIES DISTRICTS		
300	Sept. 15 - Nov. 27	3 antlered bull
301-01	Sept. 15 - Nov. 27	10 antlered bull
301-02	Sept. 15 - Nov. 27	10 antlerless
302-01	Sept. 15 - Nov. 27	5 antlered bull
302-02	Sept. 15 - Nov. 27	5 antlerless
303-01	Sept. 15 - Nov. 27	2 either sex
303-02	Sept. 15 - Nov. 27	4 antlerless
306-01	Sept. 15 - Nov. 27	5 antlered bull
306-02	Sept. 15 - Nov. 27	1 antlerless
307-01	Sept. 15 - Nov. 27	4 antlered bull
307-02	Sept. 15 - Nov. 27	1 antlerless
308-01	Sept. 15 - Nov. 27	10 antlered bull
308-02	Sept. 15 - Nov. 27	2 antlerless
Hunting district 308 has two hunting areas. Both 01 and 02 licenses are valid in both portions of 308.		
309	Sept. 15 - Nov. 27	7 antlered bull
310-01	Sept. 15 - Nov. 27	15 antlered bull
310-02	Sept. 15 - Nov. 27	5 antlerless
311	Sept. 15 - Nov. 27	15 antlered bull
312	Sept. 15 - Nov. 27	5 antlered bull
313	Sept. 15 - Nov. 27	15 antlered bull
314	Sept. 15 - Nov. 27	6 antlered bull
315-01	Sept. 15 - Nov. 27	6 antlered bull
315-02	Sept. 15 - Nov. 27	2 antlerless
316-01	Sept. 15 - Nov. 27	3 antlered bull
316-02	Sept. 15 - Nov. 27	2 antlerless
317-01	Sept. 15 - Nov. 27	2 antlered bull
317-02	Sept. 15 - Nov. 27	2 antlerless
318	Sept. 15 - Nov. 27	2 antlerless

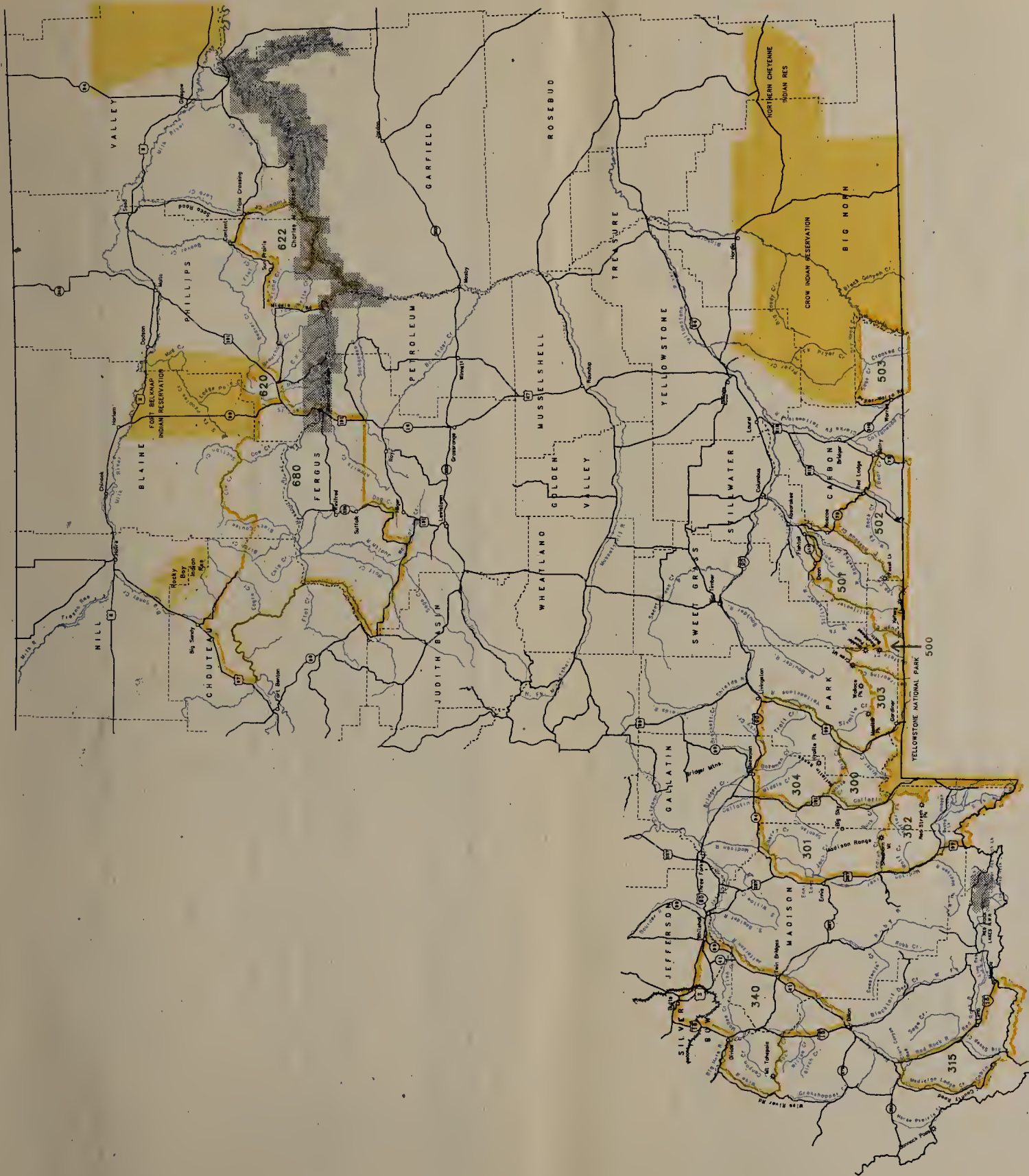
Hunting District	Season Opens-Closes	Tentative License Quotas
319-01	Sept. 15 - Nov. 27	5 antlered bull
319-02	Sept. 15 - Nov. 27	5 antlerless
320	Sept. 15 - Nov. 27	2 antlered bull
321-01	Sept. 15 - Nov. 27	5 antlered bull
321-02	Nov. 13 - Dec. 11	3 antlerless
322-01	Sept. 15 - Nov. 27	5 antlered bull
322-02	Sept. 15 - Nov. 27	2 antlerless
323-01	Sept. 15 - Nov. 27	10 antlered bull
323-02	Sept. 15 - Nov. 27	5 antlerless
323-03	Nov. 13 - Dec. 11	5 either sex
324-01	Sept. 15 - Nov. 27	10 antlered bull
324-02	Sept. 15 - Nov. 27	10 antlerless
324-03	Nov. 13 - Dec. 11	5 either sex - valid Grasshopper Drainage only.
325-01	Sept. 15 - Nov. 27	5 antlered bull
325-02	Sept. 15 - Nov. 27	3 antlerless
326-01	Sept. 15 - Nov. 27	5 antlered bull
326-02	Nov. 13 - Dec. 11	5 either sex
327-01	Sept. 15 - Nov. 27	10 antlered bull
327-02	Sept. 15 - Nov. 27	6 antlerless
327-03	Nov. 13 - Dec. 11	5 either sex
328	Sept. 15 - Nov. 27	2 antlered bull
Deckard Flats-Eagle Creek portion of hunting district 328 as posted, subject to closure to all hunting on 24-hour notice.		
329	Sept. 15 - Nov. 27	3 antlered bull
330-01	Sept. 15 - Nov. 27	5 antlered bull
330-02	Sept. 15 - Nov. 27	5 antlerless
331-01	Sept. 15 - Nov. 27	5 antlered bull
331-02	Sept. 15 - Nov. 27	5 antlerless
332	Sept. 15 - Nov. 27	2 antlered bull
333	Sept. 15 - Nov. 27	2 antlered bull
334-01	Sept. 15 - Nov. 27	5 antlered bull
334-02	Sept. 15 - Nov. 27	5 antlerless
334-03	Nov. 15 - Dec. 11	10 antlerless
340-01	Sept. 15 - Nov. 27	5 antlered bull
340-02	Sept. 15 - Nov. 27	2 antlerless
360	Sept. 15 - Nov. 27	5 antlered bull
361	Sept. 15 - Nov. 27	5 antlered bull
362	Sept. 15 - Nov. 27	3 antlered bull
400 SERIES DISTRICTS		
415	Sept. 15 - Nov. 27	3 antlered bull
490	Sept. 15 - Nov. 27	3 either sex
500 SERIES DISTRICTS		
512-01	Sept. 15 - Nov. 27	5 antlered bull
512-02	Sept. 15 - Nov. 27	2 antlerless
513-01	Sept. 15 - Nov. 27	5 antlered bull
513-02	Sept. 15 - Nov. 27	2 antlerless
514-01	Sept. 15 - Nov. 27	7 antlered bull
514-02	Sept. 15 - Nov. 27	2 antlerless
515	Sept. 1 - Nov. 27	5 antlered bull
516-01	Sept. 15 - Nov. 27	5 antlered bull
516-02	Sept. 15 - Nov. 27	2 antlerless
800 SERIES DISTRICTS		
820	Sept. 15 - Nov. 27	2 antlered bull
835	Sept. 15 - Nov. 27	3 antlered bull
850	Sept. 15 - Nov. 27	5 antlered bull
860	Sept. 15 - Nov. 27	3 antlered bull

MOOSE

Map only intended as a guide - please refer to the legal descriptions for actual boundaries.

XXXXX - Continental Divide





HILL COUNTY PARK CLOSED
 CLOSED TC HUNTING FOR BIG GAME

Map only intended as a guide - please refer to the legal descriptions for actual boundaries.

Sheep

XXXXX - Continental Divide

LICENSES & GENERAL INFORMATION

There are two types of bighorn sheep licenses: Limited and Unlimited.

Limited Licenses - these licenses are awarded only through the special drawing and are designed to limit the number of sports persons in a specific hunting district(s). Sports persons may apply for one limited license area only and it must be their first and only district choice, with the exception of an adult ewe which may be listed as a second district choice.

- Legislation states that applicants who receive a limited either sex or legal ram license are not eligible to receive another sheep license for the next succeeding 7 years. For example, if you received one of the limited either sex or legal ram sheep license in 1993, you may not apply for another sheep license until 2001.

Unlimited Licenses - These licenses are awarded only through the special drawing process. The unlimited license area must be listed as the first and only choice.

General Information for Both Limited and Unlimited Licenses

- Applications must be postmarked by the U.S. Postal Service no later than May 1.
- Each bighorn sheep license is valid in the hunting district(s) and for the time period specified on the license.
- License holders may legally take one bighorn sheep, subject to all specifications on the license issued.
- A sports person harvesting a bighorn sheep must, if required by the department, physically return to the kill site for inspection and on demand show the complete head and cape intact.
- A sports person harvesting a bighorn sheep with a license valid for a "legal ram" must not alter the head and horns as to affect determination of legality.
- A sports person harvesting a bighorn ram must personally present the complete head and cape intact within 48 hours to any Fish, Wildlife and Parks office, game warden, or designated employee in the administrative region where the bighorn ram was taken. At that time, a transportation permit will be issued.

- Bighorn ram horns greater than one-half curl must be plugged or pinned at any Fish, Wildlife and Parks office within 10 days after harvest. A listing of designated personnel and phone numbers will be provided to all bighorn sheep license holders.
- There is no ARCHERY ONLY season for bighorn sheep.
- It is illegal to possess a sheep head picked up in the wild.
- Legislation authorizes the Fish, Wildlife and Parks Commission to provide for the auction of a bighorn sheep license each year. This license authorizes the sports person to take a "legal" or greater ram in any district of their choice. This license is not a part of the seasons proposed and if this license holder is successful, the sheep will not be counted against the district quota. The license holder may only hunt in areas open to hunting (i.e. if an unlimited area closes due to reaching the quota, the license holder may not hunt in that area).

JUDGING A "LEGAL RAM" (3/4 Curl)

When a straight line extending from the front base of the horn through any portion of the eye opening intercepts any portion of the horn, the ram is legal. If the horn is not long enough to be intercepted by the line, the ram is not legal.

Base of the horn shall be considered as the point where the horn meets the hairline of the head. See illustration to the right.

Determination of a legal ram should be made from a broadside view of the head.

Successful applicants for sheep should contact this department if they need the Montana Guide to Bighorn Sheep.



LIMITED LICENSES

Both resident and nonresident sportspersons are eligible to apply for the following licenses and permits awarded through the special drawings. Nonresidents are limited to, but not guaranteed, 10 percent of a region quota.

Nonresidents can only apply in the following districts: 100-01, 100-02, 101, 102, 123-02, 124-02, 203-02, 210-02, 216-01, 216-02, 250-01, 340-01, 421-01, 421-02, 422-01, 620

- Nonresidents have no opportunity to draw licenses in limited districts other than those listed above.

100 SERIES DISTRICTS

100-01	Sept. 15 - Nov. 27	5 either sex
100-02	Sept. 15 - Nov. 27	5 adult ewes
101	Sept. 15 - Nov. 27	3 either sex
102	Sept. 15 - Nov. 27	1 either sex
121-01	Sept. 15 - Nov. 15	7 either sex
121-02	Sept. 15 - Nov. 15	5 adult ewes
122-01	Sept. 15 - Nov. 27	4 either sex
122-02	Sept. 15 - Nov. 27	1 adult ewe
123-01	Sept. 15 - Nov. 27	5 either sex
123-02	Sept. 15 - Nov. 27	10 adult ewes
123-03	Sept. 15 - Oct. 31	3 either sex - valid in Cabinet Mountain Wilderness Area only.
124-01	Sept. 15 - Nov. 27	6 either sex
124-02	Sept. 15 - Nov. 27	30 adult ewes

UNLIMITED LICENSES

- An unlimited bighorn sheep license must be purchased through the special drawing as your first and only district choice. Unlimited bighorn sheep licenses are available in districts 300, 301, 303, 500, 501.
- Licenses are nonrefundable and a sportsperson may not change the selected hunting district, even if a district closes before the sportspersons has participated in a hunt.
- Unlimited license districts with quotas sometimes close within a few days of the hunting season.

Hunting District	Season Opens-Closes	Tentative License Quota
200 SERIES DISTRICTS		
203-01	Sept. 15 - Nov. 27	5 either sex
203-02	Sept. 15 - Nov. 27	10 adult ewes
210-01	Sept. 15 - Nov. 27	3 either sex
210-02	Sept. 15 - Nov. 27	30 adult ewes - valid in north one-half of district only.
213	Sept. 15 - Nov. 27	2 either sex
216-01	Sept. 15 - Oct. 31	15 either sex
216-02	Sept. 15 - Oct. 31	20 adult ewes
250-01	Sept. 15 - Nov. 27	1 legal ram - valid in portion north of Nez Perce Road and West Fork Road.
250-02	Sept. 15 - Nov. 27	2 either sex - valid in portion south of Nez Perce Road and West Fork Road.
270	Sept. 15 - Nov. 27	1 either sex
300 SERIES DISTRICTS		
302	Sept. 1 - Oct. 31	1 either sex - valid in portion of district north of Madison River only.
304	Sept. 1 - Nov. 27	1 either sex
315	CLOSED	
340-01	Sept. 1 - Nov. 27	10 either sex - valid in portion of district west of I-15.
340-02	Sept. 1 - Nov. 27	6 either sex - valid in portion of district east of I-15.
340-03	Sept. 1 - Nov. 27	1 adult ewes

400 SERIES DISTRICTS

421-01	Sept. 15 - Nov. 27	2 either sex
421-02	Sept. 15 - Nov. 27	2 adult ewes
422-01	Sept. 15 - Nov. 27	5 either sex
422-02	Sept. 15 - Nov. 27	5 adult ewes
423-01	Sept. 15 - Nov. 27	2 either sex
423-02	Sept. 15 - Nov. 27	2 adult ewes
424-01	Sept. 15 - Nov. 27	5 either sex
424-02	Sept. 15 - Nov. 27	2 adult ewes
441	Sept. 15 - Nov. 27	3 either sex
455	CLOSED	
500 SERIES DISTRICTS		
503	Sept. 15 - Nov. 27	4 legal rams
600 SERIES DISTRICTS		
620	Sept. 15 - Nov. 27	5 either sex
622	Sept. 15 - Nov. 27	5 either sex
Majority of sheep occur in Mickey-Brandon Buttes area.		
680	Sept. 15 - Nov. 27	5 either sex
Majority of sheep occur in Breaks along the Missouri River.		

Hunting District	Season Opens-Closes	Tentative License Quota
300 SERIES DISTRICTS		
300	Sept. 1 - Sept. 6	legal ram
301	Sept. 1 - Sept. 6	legal ram
303	Sept. 15 - Oct. 31	2 legal rams
Deckard Flats - Eagle Creek portion of HD 303 as posted, subject to closure to all hunting on 24 hour notice.		
500 SERIES DISTRICTS		
500	Sept. 15 - Nov. 27	2 legal rams
501	Sept. 15 - Nov. 27	3 legal rams
502	CLOSED	

400 SERIES DISTRICTS

421-01	Sept. 15 - Nov. 27	2 either sex
421-02	Sept. 15 - Nov. 27	2 adult ewes
422-01	Sept. 15 - Nov. 27	5 either sex
422-02	Sept. 15 - Nov. 27	5 adult ewes
423-01	Sept. 15 - Nov. 27	2 either sex
423-02	Sept. 15 - Nov. 27	2 adult ewes
424-01	Sept. 15 - Nov. 27	5 either sex
424-02	Sept. 15 - Nov. 27	2 adult ewes
441	Sept. 15 - Nov. 27	3 either sex
455	CLOSED	
500 SERIES DISTRICTS		
503	Sept. 15 - Nov. 27	4 legal rams
600 SERIES DISTRICTS		
620	Sept. 15 - Nov. 27	5 either sex
622	Sept. 15 - Nov. 27	5 either sex
Majority of sheep occur in Mickey-Brandon Buttes area.		
680	Sept. 15 - Nov. 27	5 either sex
Majority of sheep occur in Breaks along the Missouri River.		

- Unlimited license hunting districts will close on a 48 hour notice. Some unlimited sheep hunting districts are assigned a harvest quota. When the quota is reached or approached (whether kill is by sportsperson or otherwise), the sheep season in that district will close. Any ram harvested by a sportsperson will be counted against the quota.
- Current harvest information may be obtained by calling the appropriate Fish, Wildlife and Parks Regional headquarters during normal business hours. See Regional Headquarters listings on page 5.
- The department makes an attempt, through news releases and back country contacts, to inform sportspersons of bighorn sheep closures. However, it is the sportspersons responsibility to be aware of season status.

**Please check legal descriptions for hunting district boundaries.
In 1994, boundary changes were made to a number of hunting districts.**

Sheep

Map only intended as a guide - please refer to the legal descriptions for actual boundaries.

XXXXXX - Continental Divide



LICENSES & GENERAL INFORMATION

- Mountain goat licenses are awarded through special drawings.
- Applications must be postmarked by the U.S. Postal Service no later than May 1.
- Legislation states that an applicant who receives a goat license is not eligible to receive another license for goat for the next succeeding seven years. For example, if you received a goat license in 1993, you may not apply for another until 2001.
- There is no ARCHERY ONLY season for goat.

MANDATORY REPORTING REQUIREMENTS

- Any person taking a mountain goat must present the complete head with horns attached or the top portion of the skull with horns attached to a department official within 10 days of the date of kill.

Region 1 - 752-5501
 Region 2 - 542-5500
 Region 3 - 994-4042
 Region 4 - 454-3441

Region 5 - 252-4654
 Region 6 - 228-9347
 Region 7 - 232-4365
 Region 8 - 444-4720

SPECIAL SEASONS & TENTATIVE QUOTAS

Both resident and nonresident sportspersons are eligible to apply for the following licenses and permits awarded through the special drawings. Nonresidents are limited to, but not guaranteed, 10 percent of a district quota.

- Nonresidents can only apply in the following districts: 140, 141, 142, 150, 151, 223, 240-05, 240-06, 240-07, 312, 313, 320, 322, 323, 324, 325, 326, 327, 328, 329, 330, 414, 447, 519
- Nonresidents have no opportunity to draw a license in districts other than those listed above.

Hunting District	Season Opens-Closes	Tentative License Quota
100 SERIES DISTRICTS		
100	Sept. 15 - Nov. 27	5 either sex
101	Sept. 15 - Nov. 27	3 either sex
131	Sept. 15 - Nov. 27	6 either sex
132	Sept. 15 - Nov. 27	7 either sex
133	Sept. 15 - Nov. 27	5 either sex
134	Sept. 15 - Nov. 27	2 either sex
140	Sept. 15 - Nov. 27	2 either sex
141	Sept. 15 - Nov. 27	10 either sex
142	Sept. 15 - Nov. 27	3 either sex
150	Sept. 15 - Nov. 27	2 either sex
151	Sept. 15 - Nov. 27	5 either sex
200 SERIES DISTRICTS		
212	Sept. 15 - Nov. 27	4 either sex
213	Sept. 15 - Nov. 27	2 either sex
222	Sept. 1 - Nov. 27	8 either sex
223	Sept. 1 - Nov. 27	10 either sex

Hunting District	Season Opens-Closes	Tentative License Quota
323	Sept. 15 - Nov. 27	12 either sex
Deekard Flats-Eagle Creek portion of HD 323 as posted, subject to closure to all hunting on a 24-hour notice.		
324	Sept. 1 - Nov. 27	4 either sex
325	Sept. 1 - Nov. 27	8 either sex
326	Sept. 1 - Nov. 27	14 either sex
327	Sept. 1 - Nov. 27	8 either sex
328	Sept. 1 - Nov. 27	4 either sex
329	Sept. 15 - Nov. 27	10 either sex
330	Sept. 1 - Nov. 27	4 either sex
331	Sept. 1 - Nov. 27	5 either sex
340	Sept. 1 - Nov. 27	2 either sex
362	Sept. 1 - Nov. 27	2 either sex
393	Sept. 1 - Nov. 27	5 either sex
400 SERIES DISTRICTS		
414	Sept. 15 - Nov. 27	1 either sex
415	Sept. 15 - Nov. 27	3 either sex
447	Sept. 15 - Nov. 27	15 either sex
451	Sept. 15 - Nov. 27	3 either sex
500 SERIES DISTRICTS		
514	Sept. 15 - Nov. 27	4 either sex
517	Sept. 15 - Nov. 27	8 either sex
518	Sept. 15 - Nov. 27	5 either sex - valid in portion of hunting district south of Forest Service Trail 17 (Mystic Lake to East Rosebud Trail) only.
519	Sept. 15 - Nov. 27	2 either sex
800 SERIES DISTRICTS		
831	Sept. 15 - Nov. 27	4 either sex
890	Sept. 1 - Nov. 27	3 either sex

Please check legal descriptions for hunting district boundaries.
 In 1994, boundary changes were made to a number of hunting districts.

What can I do if I lose my license?

Duplicate licenses may be obtained from your local game warden or from a Fish, Wildlife and Parks office by filing an affidavit stating your original license is beyond recovery. Upon payment of the specified fee, you may be issued a duplicate. Duplicate licenses are issued at the time of application.

What are Montana's residency requirements?

"Resident" means any person who has been a legal resident in the State of Montana for six (6) consecutive months immediately prior to purchasing a license, and who does not use resident privileges in any other state or country.

What is the difference between a license and a permit?

Licenses and permits are not the same. A license affords the holder the opportunity to kill a game animal, as specified on the license. A permit, on the other hand, merely awards the holder special privileges. A permit is not a second license. All permits are issued through the annual special license and permit drawings and must be used in conjunction with a valid hunting license.

What is the difference between a deer A and a deer B license?

- The deer A license is valid for one deer during the general season and can be utilized in any deer hunting district in the state for the species and sex indicated for that hunting district under the general season regulations. There are some exceptions to this general statement and a sportsman should check the regulations specific to the hunting district in which they wish to hunt.
- The deer B license is valid for one deer subject to restrictions of seasons, species, sex and hunting district(s). The deer B license is most often valid for antlerless deer. More than one deer B license per sportsman may be available in some hunting districts.

What Are the Dates for the 1995 Season?

For your convenience in planning future hunts, the season dates for 1995 season have been set. To receive a copy of these dates, please write: Dates, Wildlife Division, P.O. Box 200701, Helena, MT 59620-0701.

What are block management areas?

The block management program is a cooperative effort between private landowners, the Department of Fish, Wildlife and Parks and hunters to provide free hunting opportunities on private land. Since 1985, over 5 million acres of private and previously inaccessible public and state lands have been opened for hunting. There are Block Management Areas (BMA's) in all regions of the state with the majority of them in eastern Montana (Region 7).

The block management program is currently undergoing a review which may result in operational changes. Hunters interested in learning about block management opportunities for the 1994 hunting season should contact the regional offices which administer the area the hunt is planned. Specific information on areas enrolled for this year and specific hunting opportunities will not be available until September 1. For general information on the block management program, contact the Field Services Division at (406) 444-2602.

Where may I obtain detailed maps?

The Department of Fish, Wildlife and Parks does not provide any maps other than those included in these regulations. Agencies listed below may be contacted to supply area maps. Maps range in price from \$1.25 to \$5.00.

- Individual National Forest and travel maps of each National Forest that show restrictions on vehicular use can be obtained by writing to the U.S. Forest Service, Northern Region, Federal Building, P.O. Box 7669, Missoula, MT 59807; (406)329-3511.

- The Bureau of Land Management offers land status quad maps for most areas of the state. BLM maps may be obtained by writing the BLM, P.O. Box 36800, Billings, MT 59107; (406)255-2888.

- Topographical maps may be obtained by writing the Western Distribution Branch, U.S. Geological Survey, Box 25286, Federal Center, Denver, CO 80225; (303)236-7477.

- Charles M. Russell National Wildlife Refuge maps may be obtained by writing: CMR Manager, Box 110, Airport Road, Lewistown, MT 59457.

May I hunt with a bow and arrow during rifle season?

Yes, but you must conform to the rifle season regulations. This includes wearing a minimum of 400 square inches of hunter orange (fluorescent) material above the waist.

What is the special drawings process?

In response to hunter requests for a longer notification period, the MOOSE, SHEEP & GOAT drawings will be held earlier. In order to do this, there will be two separate applications and two different deadlines. Please note the schedule below:

Application Deadlines

Moose, Sheep & Goat: postmarked no later than May 1, 1994

Deer, Elk & Antelope: postmarked no later than June 1, 1994

Drawing

Moose, Sheep & Goat: Second week in June

Deer, Elk & Antelope: Second week in August

Notification:

Moose, Sheep & Goat: Mailed third week in June

Deer, Elk & Antelope: Mailed third week in August

Refunds:

Moose, Sheep & Goat: Mailed final week in June**

Deer, Elk & Antelope: Mailed final week in August

**If an applicant is unsuccessful in the drawings, money will be refunded unless there is a valid obligation owed to the State of Montana. If valid obligation exists the refunds will be retained by the State Auditor and applied against that amount.

Surplus licenses:

Information regarding surplus licenses will be made available the end of August.

PLEASE DO NOT CALL FOR SPECIAL DRAWING RESULTS.

However, if you do not receive your license or refund within a reasonable time after the dates listed above, call special licensing at (406)444-2950.

BEAR HUNTERS — Know Your Target!

Look for a combination of characteristics

Color and size are misleading

BLACK BEAR



No hump

Straight face profile

Shorter, darker claws

GRIZZLY BEAR



Hump

Dished face profile

Ruff of long hair in Spring and Fall

Long, lighter claws

front toe and claw of grizzly bear




front toe and claw of black bear

Claws of adult grizzlies are rarely less than 1 3/4" long. Claws of black bears seldom exceed 1 1/2".

Grizzly front foot Black



Grizzly back foot Black



no wedge in instep pointed heel

wedge in instep rounded heel

Tips to avoid bear conflicts after you harvest your deer or elk

- Move carcass away from viscera.
- If possible, leave carcass in an open area.
- Cover with branches to protect from birds.
- Hang meat if possible.
- Leave article of clothing on meat.
- When returning, make noise and approach from upwind or most visible route.
- If a bear is on the carcass, leave the area and contact a local game warden.
- In camp; keep a clean camp and hang meat away from sleeping area.



THANKS!

Sportsmen and Women ...

It's Possible Because of You!

Much of the wildlife we see

is because of your support ...

to conserve wildlife populations

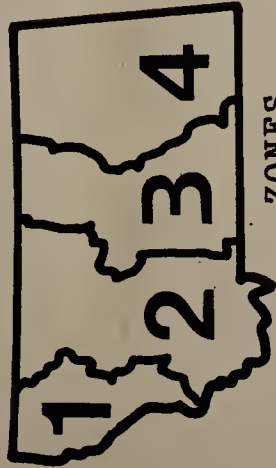
and enhance their habitat.





The Department of Fish, Wildlife and Parks has installed a Telephone Device for the Deaf—

(406) 444- 1200—as part of a continuing program aimed at increasing the ability of disabled citizens to access the full range of Department services. For more information on the Department's "Crossing the Barriers" program, call (406) 444-2602.



ZONES

Zone 1 - Flathead, Granite, Lake, Lincoln, Mineral, Missoula, Ravalli and Sanders Counties.

Zone 2 - Beaverhead, Broadwater, Cascade, Chouteau, Deer Lodge, Gallatin, Glacier, Hill, Jefferson, Lewis & Clark, Liberty, Madison, Meagher, Park, Pondera, Powell, Silver Bow, Teton and Toole Counties.

Zone 3 - Blaine, Bighorn, Carbon, Fergus, Golden Valley, Judith Basin, Musselshell, Petroleum, Phillips, Stillwater, Sweet Grass, Wheatland and Yellowstone Counties.

Zone 4 - Carter, Custer, Daniels, Dawson, Fallon, Garfield, McCone, Powder River, Prairie, Rosebud, Richland, Roosevelt, Sheridan, Treasure, Wibaux and Valley Counties.

Sunrise-Sunset Tables For Determining Hunting Hours

These tables, including adjustments for daylight savings time, are the official sunrise-sunset tables adopted by the Fish, Wildlife and Parks Commission for hunting in Montana. (Do not utilize from other sources.)

	Zone 1	Zone 2	Zone 3	Zone 4
September				
1-5	Rise 6:57 Set 8:17	Rise 6:50 Set 8:04	Rise 6:37 Set 7:49	Rise 6:27 Set 7:46
6-10	7:04 8:06	6:56 7:54	6:43 7:40	6:34 7:36
11-15	7:11 7:56	7:03 7:44	6:49 7:30	6:40 7:25
16-20	7:18 7:46	7:09 7:34	6:56 7:20	6:47 7:15
21-25	7:25 7:35	7:16 7:24	7:02 7:11	6:54 7:05
26-30	7:32 7:25	7:22 7:14	7:08 7:01	7:01 6:54
October				
1-5	7:39 7:14	7:29 7:04	7:14 6:51	7:08 6:44
6-10	7:46 7:04	7:36 6:55	7:21 6:42	7:17 6:32
11-15	7:54 6:54	7:42 6:45	7:28 6:33	7:23 6:24
16-20	8:01 6:45	7:49 6:36	7:34 6:24	7:30 6:14
21-24	8:09 6:35	7:56 6:28	7:41 6:15	7:38 6:05
25-28	8:15 6:28	8:02 6:21	7:47 6:09	7:45 5:55
29	8:21 6:23	8:07 6:16	7:51 6:04	7:50 5:50
30-31	7:21 5:22	7:08 5:15	6:52 5:03	6:51 4:49
November				
1-5	7:26 5:17	7:12 5:10	6:57 4:58	6:55 4:45
6-10	7:34 5:09	7:20 5:03	7:04 4:52	7:03 4:37
11-15	7:41 5:02	7:27 4:57	7:11 4:46	7:10 4:31
16-20	7:49 4:56	7:34 4:52	7:18 4:40	7:18 4:25
21-25	7:56 4:51	7:41 4:47	7:24 4:36	7:25 4:20
26-30	8:03 4:47	7:48 4:44	7:31 4:33	7:32 4:17

	Zone 1	Zone 2	Zone 3	Zone 4
December				
1-5	Rise 8:09 Set 4:44	Rise 7:54 Set 4:42	Rise 7:37 Set 4:31	Rise 7:38 Set 4:14
6-10	8:15 4:43	7:59 4:41	7:42 4:30	7:44 4:13
11-15	8:20 4:43	8:04 4:41	7:47 4:30	7:49 4:13
16-20	8:23 4:44	8:08 4:42	7:50 4:31	7:52 4:14
21-25	8:26 4:46	8:10 4:44	7:53 4:33	7:55 4:16
26-31	8:28 4:50	8:12 4:47	7:55 4:37	7:57 4:20
January				
1-5	8:28 4:56	8:12 4:53	7:56 4:42	7:57 4:25
6-10	8:27 5:00	8:11 4:58	7:55 4:47	7:56 4:31
11-15	8:24 5:06	8:09 5:05	7:53 4:53	7:54 4:37
16-20	8:21 5:13	8:06 5:11	7:50 5:00	7:50 4:44
21-25	8:16 5:21	8:02 5:18	7:46 5:07	7:45 4:52
26-31	8:11 5:28	7:57 5:26	7:41 5:14	7:40 5:00


A complete listing of sunrise-sunset tables for determining hunting hours showing the months of April through February is available from any Fish, Wildlife and Parks office.

Sunrise/Sunset Tables

Montana Department of Fish, Wildlife & Parks

1420 EAST SIXTH AVENUE
HELENA, MONTANA 59620



 Recycled paper conserves wildlife habitat.

FIRST CLASS



	FIRST CLASS MAIL U.S. POSTAGE PAID Permit No. 131

74-

1994 DEER QUESTIONNAIRE

Record only YOUR own rifle and archery hunting activities in Montana this past hunting season.

PLEASE COMPLETE ALL SECTIONS THAT APPLY

1. Did you hunt DEER in Montana in 1994? NO 1 YES 2
2. Please list up to 4 hunting districts (see map for three digit district number) hunted most for deer and the total days hunted in each:
3. How many deer did you kill this past 1994 hunting season? _____

Hunting District Number	No. Days Hunted

Please complete the following sections for each deer killed (up to four) during 1994.

4. In which hunting district did you kill your first deer in 1994? HUNTING DISTRICT

5. Deer killed was a: MULE DEER 1 WHITETAIL 2

6. Deer killed was a: FAWN 1 ADULT DOE 2 ADULT BUCK 3

7. a) If a Buck, was the total antler length: LESS THAN 4" 1 MORE THAN 4" 2
 b) If total antler length more than 4", how many points on each side? _____ X _____
(Points, including brow points, are antler tips 1" long or longer. Spike bucks are 1x1.) (Side 1) (Side 2)

8. Deer was killed during which time period? BEFORE OCT. 23 1 OCT. 23 - OCT. 29 2
(1st Week)
 OCT. 30-NOV. 5 3 NOV. 6 - 12 4 NOV. 13 - 19 5 NOV. 20 - NOV. 27 6 AFTER NOV. 27 7
(2nd Week) (3rd Week) (4th Week) (5th Week)

9. In which hunting district did you kill your second deer in 1994? HUNTING DISTRICT

10. Deer killed was a: MULE DEER 1 WHITETAIL 2

11. Deer killed was a: FAWN 1 ADULT DOE 2 ADULT BUCK 3

12. a) If a Buck, was the total antler length: LESS THAN 4" 1 MORE THAN 4" 2
 b) If total antler length more than 4", how many points on each side? _____ X _____
(Points, including brow points, are antler tips 1" long or longer. Spike bucks are 1x1.) (Side 1) (Side 2)

13. Deer was killed during which time period? BEFORE OCT. 23 1 OCT. 23 - OCT. 29 2
(1st Week)
 OCT. 30-NOV. 5 3 NOV. 6 - 12 4 NOV. 13 - 19 5 NOV. 20 - NOV. 27 6 AFTER NOV. 27 7
(2nd Week) (3rd Week) (4th Week) (5th Week)

14. In which hunting district did you kill your third deer in 1994? HUNTING DISTRICT

15. Deer killed was a: MULE DEER 1 WHITETAIL 2

16. Deer killed was a: FAWN 1 ADULT DOE 2 ADULT BUCK 3

17. a) If a Buck, was the total antler length: LESS THAN 4" 1 MORE THAN 4" 2
 b) If total antler length more than 4", how many points on each side? _____ X _____
(Points, including brow points, are antler tips 1" long or longer. Spike bucks are 1x1.) (Side 1) (Side 2)

18. Deer was killed during which time period? BEFORE OCT. 23 1 OCT. 23 - OCT. 29 2
(1st Week)
 OCT. 30-NOV. 5 3 NOV. 6 - 12 4 NOV. 13 - 19 5 NOV. 20 - NOV. 27 6 AFTER NOV. 27 7
(2nd Week) (3rd Week) (4th Week) (5th Week)

19. In which hunting district did you kill your fourth deer in 1994? HUNTING DISTRICT

20. Deer killed was a: MULE DEER 1 WHITETAIL 2

21. Deer killed was a: FAWN 1 ADULT DOE 2 ADULT BUCK 3

22. a) If a Buck, was the total antler length: LESS THAN 4" 1 MORE THAN 4" 2
 b) If total antler length more than 4", how many points on each side? _____ X _____
(Points, including brow points, are antler tips 1" long or longer. Spike bucks are 1x1.) (Side 1) (Side 2)

23. Deer was killed during which time period? BEFORE OCT. 23 1 OCT. 23 - OCT. 29 2
(1st Week)
 OCT. 30-NOV. 5 3 NOV. 6 - 12 4 NOV. 13 - 19 5 NOV. 20 - NOV. 27 6 AFTER NOV. 27 7
(2nd Week) (3rd Week) (4th Week) (5th Week)



