

(37)

SESSIONAL PAPERS.

VOLUME XII.—PART II.

FIRST SESSION OF THE FOURTH LEGISLATURE

OF THE

PROVINCE OF ONTARIO.

Session 1880.



00132

TORONTO:
PRINTED BY C. BLACKETT ROBINSON,
JORDAN STREET.

TORONTO:
BOUND BY WILLIAM WARWICK,
WELLINGTON STREET.

LIST OF SESSIONAL PAPERS.

VOL. 12, SESSION 1880.

ARRANGED ALPHABETICALLY.

	No.		No.
Agriculture	3	License Law	11, 41,
Agriculture and Arts.	30, 66	London Hospital	44, 71
Agricultural Farm	16	Lunatics	42
Art and Design, School of	31, 50	Melancthon, Temperance Act in ...	35
Asylums	8	Mercer Estate	23
Births, Deaths and Marriages	9	Middlesex Licenses	34
Bonds and Securities of Office	10	Mimico Farm	28
Boundary Line	46	Municipal Elections	40
Cardwell License Commissioner	27	Municipal Loan Fund	53
Central Prison	48, 62	Municipal Statistics	38
Collectors' Rolls	70	Niagara Falls Territory	58
Commissions of Inquiry	67	Northerly and Westerly Boundaries	51
County Councils	33, 65	Peterborough, Temperance Act in ..	22
County Courts	43	Practical Science, School of	25
Crown Lands	4	Prisoners	13
Division Courts	20	Public Accounts	39
Dufferin, License Act in	24	Public Works	1
Education	5	Railways	7
Elections	19	Registrars	37, 56
Estimates	2	Schools	14
Hamilton & North-Western R'y. ..	73	Sheriffs	61
Hospitals and Charities	64	Small, John	72
Immigration	6, 54	Statutes of Ontario	68
Insurance Companies	21, 57	Surrogate Courts	15
Irving, William	32	Timber Dues	47
Juries	55	University College	49, 69
Land Improvement Fund	26	University of Toronto	29, 45
Legislative Buildings	52		17, 60
Lennox and Addington	36		63
Library	12	Upper Canada College	18, 59

SESSIONAL PAPERS.

ARRANGED NUMERICALLY.

CONTENTS OF PART I.

- No. 1.. Public Accounts for the year ending 31st December, 1879.
- No. 2.. Estimates for the year 1880.
- No. 3.. Report of the Commissioner of Agriculture and Arts for the year 1879.

CONTENTS OF PART II.

- No. 4.. Report of the Commissioner of Crown Lands for the year 1879.
- No. 5.. Report of the Minister of Education on the Public, Separate and High Schools ; also, on the Normal and Model Schools for the year 1878.
- No. 6.. Report of the Immigration Department for the year 1879.
- No. 7.. Report of the Commissioner of Public Works for the year ending 31st December, 1879.
- No. 8.. The Report of the Inspector of Asylums, Prisons and Public Charities for the year ending 30th September, 1879.

CONTENTS OF PART III.

- No. 9.. Return relating to Births, Deaths and Marriages for 1879.
- No. 10.. Detailed Statement of all Bonds and Securities registered in the Provincial Registrar's Office since last Return, made in accordance with the Revised Statutes of Ontario, cap. 15, sec. 23. (*Not Printed.*)
- No. 11.. Report on the working of the Tavern and Shop Licenses Act for the year 1879.
- No. 12.. Report from the Librarian on the state of the Legislative Library.
- No. 13.. Report of the School of Practical Science for the year 1879 ; also, copy of the amended Prospectus, with a syllabus of the courses of Instruction and of the Regulations for Diplomas of the School.
- No. 14.. Returns of all fees and emoluments received by the Registrars of Ontario for the year 1879, made in accordance with the provisions of section 97 of cap. 3, R. S. O.
- No. 15.. Statement of Queen's Printer as to the disposal of Ontario Statutes for 1879. (*Not Printed.*)
- No. 16.. Report of the School of Agriculture and Experimental Farm for 1879.

- No. 17.. The Bursar's Statement of the University of Toronto, for the year ending 30th of June, 1879.
- No. 18.. Statement of Receipts and Disbursements on account of the Capital Account of Upper Canada College for the year ending 30th June, 1879.
- No. 19.. Return from the Records of the Elections to the Legislative Assembly, shewing the aggregate number of Votes polled for each Candidate in each Electoral District in which there has been a contest, the total number polled in each Division, and the number of names on the Voter's Lists of the same respectively, and the population of each Constituency, as shewn by the last census; also, Supplementary Return, shewing:—1. The majority whereby each successful candidate was returned; 2. The number of votes remaining unpolled in each Electoral District in which there was a contest, as shewn by the names on the Voters' Lists thereof; 3. Similar particulars to those furnished by the Return, and the Supplementary Return, as to any Elections holden before its being brought down, as the result of the unseating of Members by the Election Court.

CONTENTS OF PART IV.

- No. 20.. The Report of the Inspector of Division Courts for the year 1878.
- No. 21.. Report of the Inspector of Insurance for the year 1879.
- No. 22.. Reports of the Stipendiary Magistrates with respect to the Northerly and Westerly parts of the Province of Ontario.
- No. 23.. Return shewing all moneys received, and from whom, on account of fines and costs in respect of convictions under the Temperance Act of 1864, in the Township of Melanethon, in the Electoral District of Dufferin during the year 1878; also, the expense of convictions, and to whom paid, and the amount paid the Commissioners or the Inspector, in respect of service or expense during the year. (*Not Printed.*)
- No. 24.. Return shewing the total amount of Tavern and Shop Licenses granted to each of the Municipalities of the Electoral District of Dufferin, in the year 1878; also, total amount of moneys received from each of the said Municipalities, total amount received for fines; total amount deposited in banks; amount paid to Treasurer of each Municipality; expenses of Commissioners and Inspectors' salaries or fees; balance remaining, if any, to the credit of the License Fund for said Electoral District. (*Not Printed.*)
- No. 25.. Return shewing all moneys received, and from whom, on account of fines and costs, in respect of convictions under the Temperance Act of 1864, in the West Riding of Peterborough, during the year 1878; also, the expenses in connection with the same, and to whom paid, and the amounts paid to Commissioners or to the Inspector, in respect of services or expenses during such year. (*Not Printed.*)
- No. 26.. Return shewing the amounts received in the Crown Lands Department, on account of the Land Improvement Fund from 1861, when its payment to the Municipalities ceased, up till the 1st of July, 1867, from which date it has been paid till now.
- No. 27.. Return relating to Liquor Licenses in the Electoral District of Cardwell. (*Not Printed.*)

- No. 28.. Return shewing total number of Tavern Licenses granted to each Municipality of the West Riding of Middlesex in the year 1878; also, total number of Shop Licenses; total amount of money received from each of the said Municipalities for such licenses; total amount received for fines; total amount deposited in banks; date of deposit; where, and by whom deposited; amounts and dates of payments to Treasurer of each Municipality; expenses of Commissioners and Inspectors, salary or fees; balance, if any, remaining to credit License Fund of the West Riding of Middlesex. (*Not Printed.*)
- No. 29.. Report of the Council of University College, Toronto, for 1879. (*Not Printed.*)
- No. 30.. Return from the Treasurer of the Agriculture and Arts Association, giving a detailed statement of its income and expenditure for the years 1878 and 1879. (*Not Printed.*)
- No. 31.. Report of the Ontario School of Art and Design for the year 1879. (*Not Printed.*)
- No. 32.. Return of copies of all correspondence and papers between the Department of Public Works and William Irving, in respect to his claim for work done on certain drains in the Township of Raleigh, under the Drainage Act. (*Not Printed.*)
- No. 33.. Return shewing:—1. The number of Reeves and Deputies comprising the several County Councils of this Province, in the years 1868 and 1879 respectively; 2. The number of sessions held, with duration of each.
- No. 34.. Statement of Receipts, Expenditures and Assets of the Mercer Estate for the year 1879.
- No. 35.. Return of the number of Lunatics who were confined in the several common gaols of this Province in the years 1871, 1874 and 1878, and the aggregate number of days during which Lunatics were so confined in these years. (*Not Printed.*)
- No. 36.. Report of the Commission appointed by the Government to investigate into the financial affairs of the United Counties of Lennox and Addington, together with the evidence taken at said investigation by such Commission. (*Not Printed.*)
- No. 37.. Return of correspondence and papers relating to the following Railways:—Eric and Huron Railway; Georgian Bay and Wellington Railway; and the Stratford and Huron Railway.
- No. 38.. Return of the Municipal Loan Fund Debentures still in the hands of the Provincial Treasurer unsold, shewing the amount of the Debentures of each Municipality so held; the date when issued; the interest accrued upon the same; the interest paid; and the date when paid, and the amount of interest still in arrears on 31st December last; also, if any sales of Municipal Loan Fund Debentures have been made during the years 1877, 1878 and 1879, giving the date of such sale, the name of the Municipality whose Debentures were sold, and the price realized for the same.
- No. 39.. Return shewing the number of prisoners sent from each County in Ontario to the Kingston Penitentiary, Reformatory and Asylums, during the years 1878 and 1879, and also stating in detail the fees received by the Sheriffs of the Counties respectively for their services in connection therewith.

- No. 40.. Statement shewing the original cost of lands known as Mimico Farm ; the number of acres sold, and the amounts realized therefor ; also, shewing the number of acres remaining unsold ; the number and names of the tenants or lessees thereof, or any part thereof : the number of acres held by each such tenant or lessee ; the respective rentals agreed to be paid by each such tenant or lessee ; the amounts paid, and the terms and conditions of the lease or tenancy of such tenant or lessee.
- No. 41.. Return of all Departmental Orders or instructions to License Commissioners and Inspectors, with a view to furnishing to the Municipalities details of expenditure of License Fund. (*Not Printed.*)
- No. 42.. Return of all correspondence and papers between the Government and the County of Middlesex, relating to the support of patients in the London Asylum. (*Not Printed.*)
- No. 43.. Return shewing all cases in the County Courts which have been argued and been adjourned for judgment in the year 1878. (*Not Printed.*)
- No. 44.. Return for the years 1877, 1878 and 1879, shewing for each License District in the Province the number of convictions under the Act respecting the sale of fermented and spirituous liquors, for (1), selling without license ; and (2), selling on Sunday or after seven o'clock on Saturday night, or during any other days or hours contrary to any Statute in force in the Province or any By-law in force in any of such Districts, shewing also how many of the latter class have, subsequent to conviction, been re-licensed.
- No. 45.. Return of the regular students ; also, of occasional students admitted at University College, Toronto, during the years 1875, 1876, 1877, 1878 and 1879, distinguishing the males from the females ; the number of such regular and occasional students who actually attended the College during those years, and the number who matriculated in the Toronto University ; the respective salaries of professors, tutors, and others in receipt of moneys from the College funds ; the total amount of the annual income of said College, and of the annual charges upon the same. (*Not Printed.*)
- No. 46.. Return of papers or correspondence which may have passed between the Government of the Province and that of the Dominion, in regard to the confirmation of the Award of the Arbitrators, in reference to the North-western Boundaries of the Province.
- No. 47.. Return shewing the aggregate fees received by each Judge of the County Court in this Province, in connection with his duties as Judge of the Surrogate Court, for the years 1878 and 1879.
- No. 48.. Return shewing the number of prisoners flogged in the Central Prison during the years 1878 and 1879, up to the present date ; by whom so sentenced, if any were ; whether by the Judges or by the Warden of the Prison, and for what offence ; together with a copy of the by-laws and Orders in Council under which corporal punishments are administered.
- No. 49.. Return shewing : 1. The names of the persons, firms and companies indebted to the Crown on the 1st day of January, 1879, on account of timber dues, ground rent, or bonuses for timber limits ; 2. The amount of indebtedness in each case ; 3. The balance, if any, due by such persons, firms and companies on the first day of January in each of the years since 1871 ; 4. The nature of the security, if any, which the Province holds in each case for the balance due ; 5. The estimated value of each such security. (*Not Printed.*)

- | | |
|----------|---------------------------------------------------------------------------------------------------------------------------------------------------------------------------------------------------------------------------------------------------------------------------------------------------------------------------------------------------------------------------------------------------------------------------------------------------------------------------------------------------------------------------------------------------------------------------------------------------------------------------|
| No. 50.. | Report of the Board of Management of the Western Ontario School of Art since its organization in April, 1879. (<i>Not Printed.</i>) |
| No. 51.. | Report respecting recent proceedings in reference to the Niagara Falls and adjacent territory. |
| No. 52.. | Report of the Architect of the Department of Public Works and other papers in relation to Parliament and Departmental Buildings. |
| No. 53.. | Return of the expenses incurred by the several Municipalities of Ontario in holding the Municipal Elections for the years 1874 and 1879; also, of the allowances paid during the year 1878 by each county and township council in Ontario, to the members of their councils; also, cost of printing ballot papers, and erecting ballot compartments in 1878. |
| No. 54.. | Return for the year 1879, shewing:—1. The number of emigrant free passes given by the Ontario Agent at Quebec from that port to points of destination in Ontario, and the points of destination; also, the names of the boats, and by whom owned, in which such emigrants arrived at Quebec; 2. The number of emigrant free passes refused by the Ontario Agent at Quebec; the grounds of such refusal; the name of boat, and by whom owned, by which such emigrants arrived at Quebec; 3. The number of tenant farmers with capital, and the supposed amount thereof, arriving and settling within the Province in 1879. |
| No. 55.. | Return shewing the cost of Grand Juries for the years 1876 and 1877, respectively, in each of the Counties in Ontario. |
| No. 56.. | Return of all Railways receiving aid from Provincial Funds since 1870; the route of each; the mileage completed; the aid received per mile; distinguishing subsidy from direct payment; Statute or Statutes authorizing these payments; the total direct payments made; the total half-yearly payments made; number of certificates paid; number unpaid; total payments due annually on account of certificates issued; also, a Return of all Railways for aiding which Orders in Council or Acts have been passed, and which have not yet received aid, and the amount of the aid to, and the mileage of such railways. |
| No. 57.. | Return of all Insurance Companies which have not made their Returns to Government of the business of the year 1879, as provided by cap. 160, sec. 26, and cap. 161, sec. 76, R. S. O. |
| No. 58.. | Municipal Statistics of Ontario for 1878. |
| No. 59.. | Return respecting Upper Canada College, shewing the nature of the investments made on account of the endowment of the College, as on the 30th day of June, 1879. |
| No. 60.. | Return respecting University of Toronto, shewing the nature of the investments made on account of the endowment of the University, as on the 30th day of June, 1879. |
| No. 61.. | Return giving the names of the Municipalities which have adopted Township Boards of Public School Trustees; the date of their establishment, and any correspondence in connection therewith. |

- No. 62. . . Return stating in detail the name, and cost of conveying each lunatic to the different Asylums, prisoners to the Central Prison, boys to the Reformatory, for the years 1874, 1875, 1876, 1877 and 1878. (*Not Printed.*)
- No. 63. . . Return containing the minutes of all meetings of the Senate of the University of Toronto during the year 1879. (*Not Printed.*)
- No. 64. . . Return shewing, as far as can be ascertained, the amount received for building purposes of the several Hospitals and Charitable Institutions of the Province, either from the Government of Ontario, or from local sources.
- No. 65. . . Return from each County Treasurer of Ontario of the aggregate amount of moneys paid during the years 1868 and 1879 to members of County Councils, either by way of gratuity, salary, *per diem* allowance, mileage, or otherwise; also, the aggregate amount of moneys paid during the same years to County or other officials in respect or on account of attendance or services rendered at sittings of the Council or of any Committee thereof; also, the aggregate amount of all other payments made or expenses incurred during the same years, either in respect or by reason of the sittings of said Counties Council or of any Committee thereof; and also, the salaries paid to County officials during the same years.
- No. 66. . . Return of the total receipts and expenditure of the Agriculture and Arts Association for the years 1878 and 1879, as arranged under the different sub-heads, to be found in the Reports of the said Association.
- No. 67. . . Return shewing:—1. The names of all persons appointed by the Ontario Government as Special Commissioners or Committees of enquiry regarding matters pertaining to Provincial affairs since the year 1867; 2. A statement of the subject-matter of investigation or enquiry in each case; 3. A statement of all expenses connected with such Commissioner or Committee of enquiry in detail.
- No. 68. . . Return of all correspondence between the Department of the Attorney-General and John Small, Esquire, Clerk in the office of the Court of Queen's Bench in Toronto.
- No. 69. . . Return shewing copy of Order in Council of 2nd December, 1870, subjecting timber cut in Crown Lands without license to a penalty of one hundred dollars per thousand cubic feet on square timber, and one dollar per standard saw-log; a statement of all fines and penalties exacted under the said Order in Council, with the names of the parties fined; the quantity of timber cut, and the amount exacted in each case; a copy of all correspondence, departmental reports, reports of agents, and complaints of aggrieved parties in reference to the said fines up to the first day of February, 1879; also, a statement of all timber cut in trespass on any unlicensed, unsold or unlocated lands since the passing of the said Order, upon which the penalty duty of ten cents per cubic foot was not charged. (*Not Printed.*)
- No. 70. . . Return from each city, town, incorporated village and township (so far as heard from), shewing the amount placed on the Collector's Rolls for collection for the years 1871 and 1878. (*Not Printed.*)
- No. 71. . . Return of any reports during the year 1879, by the License Commissioners of the License Districts in which the Dunkin Act was in force, as to the working of the Act. (*Not Printed.*)

-
- No. 72.. Statement of amount of fees received and disbursements made by Sheriffs of the Province of Ontario for the half-year ending 31st December, 1879, in accordance with the provisions of cap. 3, section 2, of 42 Vic., Ontario.
- No. 73.. Return of the various tariffs of freight charged by the Hamilton and North-Western Railway Company since its opening, with the dates at which such tariffs took effect. (*Not Printed.*)
-

REPORT

OF THE

Commissioner of Crown Lands

OF THE

PROVINCE OF ONTARIO

FOR THE YEAR

1879.

Printed by Order of the Legislative Assembly.



Toronto:

PRINTED BY C. BLACKETT ROBINSON, 5 JORDAN STREET

1880.



CONTENTS.

Commissioner's Report :—	PAGE.
Crown Land Sales	v.
Clergy Land Sales	v.
Common School Land Sales	v.
Grammar School Land Sales.....	vi.
Collections and Revenue	vi.
Disbursements.....	vi.
Revenue Arising from Crown Timber.....	vi.
Free Grants	vi.
Crown Surveys	vi.
Municipal Surveys	vii.
Mineral Surveys	vii.
Colonization Roads.....	vii.
General Observations—Sales	vii.
“ Woods and Forests.....	viii.
“ Mines and Minerals.....	xvi.
“ Free Grants.....	xvii.

Appendices :—

Return of Officers and Clerks in the Department.....	1
“ Crown Land Agents for sale of lands.....	3
“ “ “ for disposal of Free Grants.....	4
Statement of lands sold, amounts of sales and collections.....	5
“ Gross Collections.....	6
“ Receipts, considered as Revenue.....	6
“ “ “ Special Funds.....	7
“ Gross Disbursements.....	8
“ Letters Received and Mailed.....	11
“ Timber and amounts accrued from Dues, etc.....	12
“ Revenue collected from Woods and Forests.....	14
Return of Crown Timber Agents.....	15
“ Locations, Sales, etc., under Free Grants Act.....	16
Statement of Crown Land Surveys completed during the year.....	19
“ “ “ in progress.....	20
“ Municipal Surveys for which instructions were issued.....	21
“ “ “ confirmed.....	22
“ Mineral Lands patented in unsurveyed territory.....	23
“ Work performed in Survey Branch.....	24

	PAGE.
Statement of Candidates who have passed Board of Examiners of Land Surveyors....	25
Report on Colonization Roads and Bridges.....	26
" " North Division.....	27
" " West Division.....	30
" " East Division.....	37
Summary of Expenditure.....	43
Recapitulation.....	45
Surveyors' Reports:—	
District of Parry Sound—Mowat.....	46
" " Wallbridge.....	47
District of Nipissing—Butt.....	47
" " Paxton.....	49
" " McCraney.....	50
" " Ballentyne.....	51
" " Finlayson.....	53
District of Algoma—Gladstone.....	55
" " Bright and Bright Additional.....	58
" " Parkinson.....	59
" " Wells.....	60
" " Day.....	62

REPORT

OF THE

COMMISSIONER OF CROWN LANDS

OF THE

PROVINCE OF ONTARIO,

FOR THE YEAR 1879.

To His Honour the Honourable DONALD ALEXANDER MACDONALD, Lieutenant-Governor of the Province of Ontario:

MAY IT PLEASE YOUR HONOUR,

I have the honour, in conformity with the provisions of the Act respecting the sale and management of the Public Lands, of submitting to Your Honour the following Report of the proceedings, transactions and affairs of the Department of Crown Lands, for the year 1879, commencing as usual with statistical details and concluding by general observations.

CROWN LANDS.

There were sold of the Crown Lands, during the year 1879, 25,071 acres. The sales amount to \$25,489, and the collections to \$45,670. (*See Appendix No. 4, page 5*).

CLERGY LANDS.

There were sold of the Clergy Lands, during the year 1879, 2,488 acres. The sales amount to \$3,063, and the collections to \$20,186. (*See Appendix No. 4, page 5*).

COMMON SCHOOL LANDS.

There were sold of the Common School Lands, during the year 1879, 1,463 acres. The sales amount to \$4,824, and the collections to \$46,988. (*See Appendix No. 4, page 5*).

GRAMMAR SCHOOL LANDS.

There were sold of the Grammar School Lands, during the year 1879, 1,279 acres. The sales amount to \$1,842, and the collections to \$4,782. (*See Appendix No. 4, page 5*).

COLLECTIONS AND REVENUE.

The total collections in the Department, during the year, amount to \$457,340, of which \$378,746 may be considered as Revenue. (*See Appendices Nos. 5 and 6, page 6*).

DISBURSEMENTS.

The gross disbursements of the Department, for the year 1879, amounts to \$201,499. (*See Appendix No. 8, pages 8, 9 and 10*).

REVENUE ARISING FROM CROWN TIMBER.

The accrual for timber dues, ground rents, etc., during the year 1879, is \$342,894.69. (*See Appendix No. 10, pages 12 and 13*).

The amount collected on account of timber dues, ground rents, etc., during the year is \$332,014.47. (*See Appendix No. 11, page 14*).

FREE GRANTS.

At the date of my last Report there were open for location under the Free Grants and Homestead Act, 94 Townships, and no further additions having been made during the year the number remains the same, that is to say, 94 Townships now open for location.

During the year 1879, 1,506 locations were made on 199,500 acres of land, 4,911 acres were sold to 123 locatees.

During the same period 1,018 lots located in former years were cancelled for non-performance of duties, and 513 Patents were issued to Free Grant settlers. (*See Appendix No. 13, pages 16, 17 and 18*).

CROWN SURVEYS.

The following surveys have been performed during the year. The Townships of Mowat, Wallbridge, McCrancy, Ballantyne, Butt, and Paxton, in the Huron and Ottawa Territory, have been subdivided into farm lots of one hundred acres each, and the Townships of Bright and Bright Additional, Day, Gladstone, Parkinson and Wells, on the North Shore of Lake Huron, in the District of Algoma, into lots of three hundred and twenty acres each, all the above named Surveys excepting those of Wallbridge and Butt have been completed and closed.

The returns of the Townships of Nightingale and Finlayson, in the Huron and Ottawa Territory, surveyed into farm lots in 1878, not having been received at the date of my last Report, have been completed and closed during the year.

The particulars in relation to all these Surveys, with the Surveyors' Reports will be found in *Appendices Nos. 14, 15 and 22 to 33, pages 19, 20 and 46 to 62*.

MUNICIPAL SURVEYS.

Nine Municipal Surveys have been confirmed during the year, consisting of the establishing and planting of stone or other durable monuments at the angles of lots, or in concession lines in the Townships of Georgina, West Gwillimbury, Howard, Pickering, Raleigh, Ross, Scugog, Thorah, and Uxbridge.

Instructions were issued for eleven Municipal Surveys during the year; four of which, have been completed and returned to the office, and approved and are included in those above mentioned.

The particulars will be found in *Appendices Nos. 16 and 17, pages 21 and 22.*

MINERAL SURVEYS.

Nine hundred and thirty-nine acres on the North Shores of Lakes Huron and Superior, in unsurveyed territory, have been patented for mining purposes during the year, the purchasers furnishing to the Department, Surveyors' Plans, Field-notes, and Descriptions of the Survey of their locations as required by the "General Mining Act." (*See Appendix No. 18, page 23.*)

COLONIZATION ROADS.

The total expenditure on Colonization Roads during the year 1879, amounts to \$111,903.82, the particulars of which will be found in the Superintendent's Report. (*Appendix No. 21, pages 26 to 45.*)

GENERAL OBSERVATIONS.

SALES.

The greater part of the Public Lands lying West of Toronto and South of Lake Huron having been disposed of and the chief part of the arrears due on former sales paid, there did not appear to be any further necessity for continuing the Crown Land Agencies established in the several counties with the exception of that for the County of Bruce. The Agencies for the Counties of Wellington, Huron, Perth and Grey have therefore been withdrawn and closed.

The moneys paid into the Department on account of the arrears due on former sales becoming diminished from year to year and the withdrawal from sale of so many Townships, embracing some of the best lands at the disposal of the Crown, and appropriating them as Free Grants, under the Free Grants and Homestead Law of 1868, are causing (as might be expected) a rapid diminution in the revenue arising from the sale of Crown Lands.

It has been generally supposed that the lands lying on the North Shore of Lake Huron between the Bruce Mines and French River were of a rocky and sterile character, and, with few exceptions, unfit for agricultural purposes, but a recent exploration and survey of several townships in that locality have shown that although the general features of the country are rough and rugged, there are found nevertheless, considerable tracts of land well adapted for settlement.

Parties seeking lands for settlement have had their attention drawn to these newly surveyed townships, and the consequence is that a considerable number of the lots are now occupied by squatters who report having raised excellent crops and express themselves well satisfied with their locations.

Many of the surveyed townships in the Muskoka, Parry Sound, Nipissing and Algoma Districts containing a large area of lands well adapted for agricultural purposes, are now occupied by squatters, some of whom have made extensive improvements, but the lands containing much valuable pine timber suitable for commercial purposes, and not being under license it has been found impracticable to place them in the market either for sale or location as Free Grants. It is hoped however that during the present Session of the Legislature such an Amendment will be made in the Act for the management of the Crown Timber as will justify the Department in opening the lands in these townships for settlement.

The Western extension of the Canada Central Railway having been completed to the distance of about 45 miles above Pembroke, and the remainder of the line from that point to its terminus at the east end of Lake Nipissing (a further distance of about 80 miles), being under contract and considerably advanced towards completion, it may be fairly assumed that the line will be nearly completed during the year 1880. This line will connect with the projected Sault St. Marie line, and it is probable that the Ontario Pacific Junction Railway will at an early day, be completed through the Muskoka and Parry Sound Districts, and form a junction with the said Railways in the vicinity of Lake Nipissing.

These lines when completed will pass through and open up a vast tract of country, much of which is good agricultural land, well adapted for stock-raising and dairy purposes. It also abounds in mineral wealth, and contains valuable pine and other timber suitable for commercial purposes.

WOODS AND FORESTS.

After having had to report for a number of years an unfavourable condition of the timber trade, it is gratifying to be in a position to announce that the year 1879 has shewn a decided improvement in what I consider the most important branch of the business viz.:—

SAWN LUMBER.

During the season just closed the American market has exhibited something like its old time activity, with considerable advance in prices, the latter being, however, neutralized, to some extent, by an increase in freight charge, owing to the great demand for vessels to carry grain, etc., a drawback which will be probably provided against during the coming winter by the building of additional tonnage.

The marked revival in the lumber business throughout the season may be looked upon as an indication that the trade has at last emerged from the gloom which has so long overshadowed it, and it may be reasonably expected that for years to come transactions will be fairly remunerative to shippers and dealers generally; a steady and continuous

market and profitable returns being preferable to inflated values such as obtained in 1872 and previous years.

With reference to sawn lumber, I would call the attention of Canadian saw-mill owners to a transaction which, in my opinion, should be both interesting and suggestive to them, inasmuch as it points to the opening up of a new outlet for the product of their mills, and, at the same time, an escape from the duty of \$2 per thousand feet, which meets them on shipments to the United States and renders it almost, if not altogether, impossible for them to compete with lumber from Michigan, especially when prices in the foreign market are low—I allude to the fact that a shipment of inch and inch-and-a-quarter sawn lumber was lately made direct from the mills at Ottawa, *via* the Montreal, Ottawa and Occidental and North Shore Railways to Quebec to be laden aboard a vessel for Glasgow—the transaction referred to, so far as the dealers in Ottawa are concerned, was not one of speculation but an outright purchase at the lumber yards by the shippers; the prices realized on delivery at the yards in Ottawa were as follows:—one inch “shipping culls,” \$6 to \$8 per M.; “log-run sidings,” one inch, \$9 per M.; a lot of one inch and one-and-a-quarter inch stuff (not classed) from \$8.50 to \$15 per M.; the total quantity forwarded by rail to Quebec being 451,407 feet, board measure, the vessel having a carrying capacity of 480,000 feet, board measure, that is equal to 800 loads of fifty cubic feet or 1,000 tons of forty cubic feet of square timber; the rate of freight across the Atlantic has not been ascertained nor the rate by rail from Ottawa to Quebec; the former is generally arranged by charter party in Britain and is fluctuating; the rate by rail is understood to have been very favourable to the shippers; but as the two railway lines mentioned are expected soon to be amalgamated and the shipment being one of a new and unusual character, which in the near future may assume large proportions, there was a reluctance to disclose the terms of transport.

Hitherto the produce of Canadian saw mills shipped to Europe has been in the shape of deals only, for the manufacture of which none but the very best of pine is brought into requisition, as the article is used on the other side of the Atlantic for fine finishing in buildings for which purpose the deals are cut up at saw mills into various thicknesses and dimensions after they reach the old country; the class of timber used in Canada for the manufacture of deals is not to be found in Europe and can meet with no competition in transatlantic ports, except from the United States, notably by deals from Michigan; the Baltic ports supply no pine of a texture fine enough for the uses to which American pine is applied; under the circumstances the shipment of inch lumber from Ottawa to Glasgow direct has an important significance, and it is hoped it may lead to such a change in the wood trade between this country and Europe as will not only result in profit to those engaged in it, but at the same time enhance the value of the pine forests in the lumber producing Provinces of the Dominion to which reference is made farther on in connection with the square timber trade.

The penetration of railways into the remote parts of the country as it proceeds will mark a revolutionary era in the timber trade; already where timber limits worked upon are remote the project has been entertained by saw-mill owners at Ottawa, of moving their mills from where they are now situated in the vicinity of the city, to localities nearer to the source of timber supply, a step which would do away with the tedious and

expensive process of bringing the saw logs by water to the Chaudiere, an operation which, owing to the falling off of the volume of water in the streams, in many cases extends into the second year and sometimes even to the third year after they have been cut in the woods before they reach the point of manufacture, during which time the owner of the logs not only suffers the loss of interest on the capital invested in the timber so delayed, but he also frequently sustains great loss of valuable timber in the course of transit.

The Canada Central Railway has already brought lumber from the mills at Pembroke which before the advent of that road would have been limited to the uncertainty of a local market, or otherwise the logs from which the lumber was produced subjected to the delay and expense of being taken to the saw-mills at Ottawa or even farther down the river as price or demand for the timber might render necessary or advisable.

When the Canada Central Railway reaches the vicinity of Lake Nipissing, and the proposed Ontario Pacific junction from Gravenhurst has been built, saw-mills will no doubt be erected on the lake, at which timber now locked up for the want of means of taking in supplies and the absence of a practicable outlet, will be manufactured into sawn lumber and speedily transported by either of the lines to points from which it can be shipped to Canadian or foreign markets; the only outlet at present from the extensive region referred to is by River Wahanapitae and French River, the former entering the latter at a short distance above where it empties into the Georgian Bay; no timber has been brought from the upper waters of the Wahanapitae, and the only venture of taking timber down French River was last winter, when some square pine was brought from South Bay, then rafted to Waubashene, and taken from thence by the Midland Railway to Port Hope, and finally by water to Quebec; the same party who brought down the square timber last year, it is understood, has entered into a contract with the Maganetawan Lumber Co. to cut, at South Bay, Lake Nipissing, a large quantity of saw-logs to be taken down French River and delivered in spring at Byng Inlet to be there manufactured into lumber.

SQUARE PINE TIMBER.

During the year the square pine trade has been in a state of utter stagnation, at least until a few weeks before the close of navigation, when it is understood that some large quantities of timber (principally the produce of the Province of Quebec) changed hands for shipment in spring, on the faith of an expected brisk demand in the British market next season; the prices obtained at these sales have not transpired.

The great loss sustained yearly by the Province and the Revenue from waste of valuable material in the manufacture of square and waney pine, especially in connection with the former which is hewn to a "proud edge," has for some time occupied my serious attention.

It is estimated on good grounds that one-fourth of every tree cut down to be made into square or waney timber, is lost to the wealth of the country, and that the revenue suffers proportionately:—When the tree is cut down it is lined off for squaring, and the "round" outside of the lines is what is called *beaten* off on the four sides; the wood thus beaten or slashed off in preparation for hewing by the broad axe is the prime part of the tree, from which the best class of clear lumber is obtained when the timber is taken in the

round to a saw-mill :—besides the destruction of timber of the finest texture and greatest value, there is the upper portion of the tree near to, and partly into the top, which would yield lumber, of an inferior quality it is true, but suitable either for domestic use or for export to the American market, where during general business prosperity, large quantities of the lower grades of lumber are required for packing and other purposes connected with trade of all kinds ; as much as one hundred million feet, it is stated, being sold annually, by two or three firms in Brooklyn and New York, to be used as boxes for packages of petroleum alone ; but the upper part of the tree is rejected by the square timber manufacturer, and left in the woods with the fine wood beaten off, to rot and become material for feeding fires in the forests, by which more timber has been destroyed than has ever been cut down for commercial purposes.

The following will shew the estimated loss to the Province and the Revenue from waste in getting out square pine, from 1868 to 1877, both inclusive :—Total quantity taken from public and private lands during the ten years, 119,250,420 cubic feet ; waste, one-fourth of each tree, equal to one-third of the total mentioned, viz. : 39,750,140 cubic feet, or say in round numbers 477 million feet board measure, which may be valued one-half at \$10 per 1,000 feet, and one-half at \$5 per 1,000 feet, representing relatively the prime timber beaten off and the inferior timber from the upper part of the tree, average value say \$7.50 per 1,000 feet, equal to \$3,577,500 loss to the Province for the ten years, or an annual loss in material wealth of \$357,750.00.

The quantity taken from public lands during the ten years is 87,620,135 cubic feet, the waste on which on the basis given being equal to 29,206,711 cubic feet, or 350 million feet board measure subject to crown dues at \$750 per million feet equal to \$262,500 lost to the Revenue during the ten years, or at the rate of \$26,250.00 per annum.

The loss to the country and revenue from timber destroyed by fires which might have been confined to a limited area, and possibly extinguished, before great damage had been done to the forest, had they not been fed by the debris of trees left to rot and dry, is incalculable.

In 1877 I instructed the officer in charge of the Woods and Forests Branch of the Department to prepare a paper on the subject of the waste of timber referred to, for the purpose of submitting it to the Department of Crown Lands, Quebec, with the view of joint action by the two Provinces, towards the discouragement of the further continuance of the square timber trade. On addressing himself to the task, he found that the lack of knowledge of the mode of dealing with the square timber after its arrival in the old country in the square “log,” was a great drawback to writing intelligently on the subject, as it was essential to know how the timber was disposed of at the great centres of import such as Liverpool, London, Glasgow, &c. ; who the parties were who ultimately acquired the handling of it ; where it was cut up into specification bills to meet the wants of those who put the products of the “logs” after they had been reduced to the required dimensions, to practical use, &c., so that the Department might be in possession of facts more or less important, when it undertook to shew those who are engaged in the trade in Canada that in abandoning it, and thereby stopping the supply of square timber, they would create a market for their material on the other side of the Atlantic, in the shape of sawn lumber.

I have since procured some information on the points referred to, from which I learn

that the timber is imported direct by wealthy saw-mill proprietors, either by the venture of individuals singly, in so many cargoes each year, or the importation of a number of cargoes annually by several saw-mill men combined; or it is consigned by Canadian shippers to brokers or agents to be sold on commission; in the latter case, the timber is generally disposed of by auction at which the saw-mill owners purchase it, and any surplus over what they require for their own establishments they sell in small quantities, sometimes a few pieces at a time to builders and country dealers of limited means who have it sawn at small mills, *and often by hand*, at the villages in the interior for local wants. These saw-mill proprietors having virtually a monopoly of the lumber and bill stuff produced from the timber imported or purchased by them at auction sales, are naturally opposed to the introduction of wood goods into the market they supply in any other shape than in the square log as at present, but it is time that the Canadian lumberer, engaged in the square pine business, should open his eyes to the alarming waste of a material, the value of which is increasing every year; (that in fact he is stripping his limits and disposing of his timber frequently at a loss, or at best, during several years past, at a rate which seldom pays more than the cost of cutting down, squaring, drawing, and taking to market, while at the same time he leaves in the woods as useless one-fourth of each tree he levels to the ground, one-half of the timber so left being the most valuable part of the tree); and see the necessity of turning his attention to saw-milling operations as a more economical mode of manufacturing his timber, by which he would not only benefit himself by turning to profitable account what is now so wantonly wasted, but the Province generally, by increasing the field of labour for its people, while the Provincial Treasury would derive additional revenue from the material saved and utilized.

It may not be out of place to mention here that saw-milling is, to a certain extent, a factor in the settlement of the country, from the fact that many of the employés, from their steady habits and value as workmen, are kept in permanent employment summer and winter, in connection with the establishments, and are induced in consequence to take up lands in the vicinity, which are improved by the families of those having grown up children, and by hired help in the case of unmarried men, till ultimately considerable sections in the neighborhood of the mills become settled and cleared, with comfortable homes on the locations; while on the contrary, the men employed in getting out square timber are generally without fixed homes or continuous employment. Their engagements terminate in the spring; in the interim, until they re-engage for the following winter, they too frequently remain idle and spend their earnings in a reckless manner, and are penniless, and often in debt, when they return to the woods.

In view of what has been stated regarding the waste of valuable timber and consequent loss to the country and the revenue, it is to be hoped that those who hold timber limits and have confined their operations to the manufacture of square pine, will see the propriety and necessity of speedily reducing the production to the smallest possible extent with the object of wholly withdrawing from the trade at an early day.

I would here advert to information which has been furnished me through official correspondence with Mr. C. Berven, a gentleman in the timber trade in Britain. Mr. Berven informs me that, in his opinion, a large and profitable trade might be entered

into between Canada and the west coast of England, in mining timber and pit props, etc., which have so far been imported from Norway, Sweden, and Finland, to the east coast, but the transport by rail to the vicinity of the mines on the west coast being expensive, he considers that Canada could successfully compete with the Baltic source of supply, by shipping direct to the point of destination, by which rail transport would be avoided.

The following is a synopsis of Mr. Berven's reply to my letter of 12th of November, putting a series of questions on the subject referred to :

Pit props and mining timber, can be used of red pine, fir, tamarac (larch), in their round state with the bark mostly taken off, so that it can be stowed and handled better ; some colliery people prefer the bark off altogether. Dimensions—3 inches diameter across the small end ; 10 feet and upwards in length, with an average length of 18 to 19 feet ; 4 inches diameter ; 10 feet and upwards in length, average length, 16 to 17 feet ; 5 inches diameter, average 17 to 18 feet in length. To stow these properly, short props can be sent as stowage in the following sizes : diameter at small end, 3 inches ; lengths, $3\frac{1}{2}$ and 4 feet ; 4 inches, 4, $4\frac{1}{2}$, 5, $5\frac{1}{2}$, 6, $6\frac{1}{2}$, 7 feet ; 5 inches, 5, $5\frac{1}{2}$, 6, $6\frac{1}{2}$ feet ; 6 inches, $5\frac{1}{2}$, 6, $6\frac{1}{2}$, 7 feet ; 7 inches, $5\frac{1}{2}$, 6, $6\frac{1}{2}$, 7 feet.

SQUARE MINING TIMBER.

Same sort of wood 10 feet and upwards in length, average 25 to 26 feet in length, from 6 to 9 inches in diameter in the middle ; this class of timber is shipped from Sweden, hewn square in the tree length, of course, tapering as the tree is shaped.

Partly squared Mining Timber, same sort of wood, same dimensions, not so well squared as the previous mentioned, usually having a wane of 1 to 2 inches.

TELEGRAPH POLES

of fir trees, to be round, hard-grown, straight, and felled between 1st November and 28th February, each tree to have the natural butt, and to be free of large and dead knots and other defects ; length of poles in feet 18, 20, 22, 24, 26, 28, 30, 32, 34, 36, 38, 40, 45, 55, minimum diameter in inches at top end, 5, 5, $5\frac{1}{2}$, $5\frac{3}{4}$, 6, 6, $6\frac{1}{4}$, $6\frac{1}{2}$, $6\frac{1}{2}$, $6\frac{1}{2}$, $6\frac{1}{2}$, $6\frac{3}{4}$, 7, $7\frac{1}{4}$:—minimum diameter in inches 5 feet from butt, $7\frac{1}{2}$, $7\frac{1}{2}$, 8, $8\frac{1}{4}$, $8\frac{3}{4}$, 9, $9\frac{1}{4}$, $9\frac{3}{4}$, 10, $10\frac{1}{4}$, $10\frac{3}{4}$, $11\frac{1}{2}$, $12\frac{1}{4}$, 13.

RAILWAY SLEEPERS.

These are of fir and are imported from Russia, of the following sizes, chiefly 8 feet 11 inches long 10 x 10 inches, 9 feet long 10 x 10 inches ; they are imported in these sizes but are used for the railways $8\frac{1}{2}$ feet 10 x 5 inches, and 9 feet 10 x 5 inches ; the wood in all cases to be straight, in order to bear the pressure : the fine grain would be best, but no well-grown wood is refused. With regard to the average annual imports for a series of years Mr. Berven says it would take him a long time to make up a proper statement, but his calculation is that on an average about 50,000,000 running feet of pit-props 3 to 4 inches at the top end ; and 1 to $1\frac{1}{4}$ million cubic feet of 5 inch round timber, square and partly squared mining timber are the average annual imports into West Hartlepool.

The import has not been large this year, but as many as 60 to 80 cargoes, principally in steamers of 1,000 tons burthen, have been imported into the above port yearly for a

number of years. Mr. Berven says "this trade would be a profitable one to the west coast." Telegraph poles, 25,000 to 30,000, various lengths, could be taken yearly.

The average prices of props, delivered at Hartlepool during the last year, were about as follows, viz. :—

3	inch	long	props	4s.	per	72	running	feet.
4	"	"	"	5s.	"	"	"	"
5	"	"	"	6s.	"	"	"	"
3	"	short	"	3s. 3d.	"	"	"	"
4	"	"	"	3s. 9d.	"	"	"	"
5	"	"	"	5s.	"	"	"	"

Round and partly square mining timber 32s. 6d. to 35s. 6d. per load of 50 cubic feet string or tape measure ($\frac{1}{4}$ th girth). Square timber 40s. per load of 50 cubic feet calliper measure, square railway sleepers 10 x 10, 4s. each ; telegraph poles 38s. to 42s. per load of 50 cubic feet string measure.

The prices mentioned are sterling money, and are the average for about ten years, prices have been very low of late, but are now rising ; besides the articles enumerated, a very great quantity of wood of various descriptions, can be utilized and cut into different sizes for small tubs (used under ground in collieries), boxes &c., and small sleepers for tramways in the mines :—Birch for bobbins, &c., is also required 3 $\frac{1}{2}$ to 4 inches at top, to average 6 feet in length ; the bark clipped off so that it may dry, the chipping off of the bark to be only here and there along the tree, leaving some bark on to prevent it from splitting ; this is worth about 1s. per cubic foot at Liverpool, e. i. f. (cost, insurance and freight) ; ships are chartered principally per 1,500 running feet for 3, 4, 5, inch top, long props and short in proportion ; round, partly square, and squared, per 50 cubic feet string measure ; what is meant by round timber is poles 5 inch, to 6 inch at top ends, sold by $\frac{1}{4}$ girth measure, prices already mentioned. Mr. Berven concludes by saying, "I think the trade in timber between England and Canada, is not half cultivated and something should be done to bring it forward."

The characteristic of modern commerce is to seek out markets wherever they can be found, in which commodities to be disposed of can be sold to the best advantage, whether natural products in a raw state where the means of profitable manufacture do not exist where they are produced, or in a manufactured state when such means are available ; and in proportion to the energy and enterprise used in pressing forward and occupying every vantage ground in trade, is the measure of success which attends individuals and communities. It is not usual in these days to wait until a customer comes knocking at your door to find out what you have for sale : to succeed, it is necessary that such should be made known far and wide ; and to create a business of any magnitude, the first object is to find out what is required not only at home but abroad, *and having the article*, to calculate whether or not the field can be entered at a fair profit in furnishing what is wanted. In the Canadian timber trade there seems to have been no lack of energy, but in my humble opinion, it does not appear to have been accompanied by that kind of prudent enterprise which might be expected from the intelligent men who are engaged in it. The square pine manufacturers have been contented from year to year to go on bargaining with a

Quebec merchant to get out so many cubic feet of a certain average, for a price agreed upon; the merchant writes home to his agent or partner to effect sales, or goes himself or some one for him, for that purpose, or frequently ships on his own account the timber which the lumberer has contracted for and delivered to him. Not unfrequently the lumberer possessed of means gets out his timber without advances in money or supplies having been made to him, takes it to Quebec to sell it at the best price he can obtain from the dealers there. Sometimes this has succeeded better than contracting, but where the venture fails through a downward tendency in the market, or a rise in freights, it becomes a serious matter to hold it over, as cove charges and other incidentals rapidly effect a shrinkage in the value of the article. But so it has gone on since the early days of getting out square pine; the same well-trodden rut has been travelled; the same traffic in the timber in the crude shape of the square "log" has been continued without apparently the actual producer and quasi proprietor of the pine upon the timber limits reflecting on the waste of material, or the propriety and prudence of economizing it and turning it to more profitable account.

Saw-mill owners, although they have had trying times during the past few years, are not generally so unfortunate as the operators in square pine, the trade in which is peculiarly fluctuating and uncertain. The former have always had more or less of a domestic trade, and, unless under extraordinary circumstances, such as the late prolonged depression, can depend on the United States for a market, with prices generally affording a reasonable profit, notwithstanding the American duty of \$2 per 1,000 feet; and with these markets, domestic and across the line, they have hitherto seemed to be satisfied without seeking a European opening for their lumber.

I feel a delicacy in giving advice in this matter to parties who may very naturally say that they know their own business best, but nevertheless I would venture to observe that those in Canada engaged or interested in the trade in timber, which is next in value to agricultural products in the exports of the Dominion, viz.: In 1878—\$20,054,829 and \$27,281,089 respectively, should acquire a knowledge of and endeavour to cultivate a trans-Atlantic trade, and would suggest that a spirited effort should be made to extend the sawn lumber business to countries which have hitherto imported the timber in a crude state and manufactured it to suit their purposes. Already have the European and other markets been successfully invaded by the produce of industries of various kinds from the American continent, and there seems to be no reason why our great staple export should not meet with equal success.

It may seem out of place in this report, to indicate in anything like detail, the steps which might be adopted to carry out what has been hinted at, but a preliminary step would seem to be for a few saw-mill proprietors to join together and send to the Old Country two or three practical men having a thorough knowledge of lumbering, the different qualities of lumber produced in Canada, and the minutiae of the working of saw-mills, who might be accompanied by one or two joiners or house-carpenters, to make technical observations as to the various uses and forms in which the lumber is applied. Let these parties visit the larger saw-mills in England, Ireland and Scotland, and on the continent if deemed expedient, with sufficient time allowed to inspect and report on the whole subject to their employers, having specially in view the required dimensions of

boards and bill stuff, in all forms, which would suit the several markets; and also make inquiry as to freights, insurance, port charges, &c., and upon such report, and after due consideration, the parties interested would be in a position to come to a conclusion whether or not a fair paying business could be pushed in the direction indicated. The attempt would seem to be worth making; and if prepared assortments of Canadian lumber were exhibited in the principal markets of the Old Country, even although they may not take at first, which perhaps would be too much to expect, there is at least a prospect of success through the exercise of sound judgment, patience and perseverance.

MINES AND MINERALS.

All that part of the Province of Ontario composed of the rear Townships in the Counties of Lanark, Frontenac, Addington, Hastings, Peterboro' and Victoria are found to be rich in mineral wealth, their chief productions being gold and iron.

GOLD.

It will doubtless be within the recollection of many that at the time the famous Richardson Mine was discovered in Madoc, several parties not possessed of sufficient caution or practical experience in mining, met with serious losses in their endeavour to carry on mining for gold in the townships of Madoc and Marmora. This caused a reaction, and some years of depression in mining interests followed. Some parties, however, having confidence in the richness of the gold-bearing quartz, continued operations with varied success, and it has only been within the last eighteen months, when science and practical experience have been brought to bear that the richness of the Madoc and Marmora gold fields have been fully established. Large sums of money have recently been expended in the erection of improved machinery for crushing the rock and separating the gold from it, and those engaged in the business entertain the most sanguine hopes of success.

SILVER.

Some rich specimens of silver ore have been recently found in the vicinity of Three Mile Lake, in the Township of Ryerson, in the District of Muskoka. A company was formed in Buffalo last summer to work a mine in that township, and are said to have sunk a shaft to a considerable depth and are now drifting and following the vein. Those interested in the undertaking entertain sanguine hopes for the future.

IRON.

The Townships of Marmora and Madoc have been known for several years past to contain large deposits of iron ore, but the heavy costs of transportation combined with the low prices of iron, have until very recently deterred parties from utilizing the mines to any considerable extent, and it has been only within the last year that railroads have been carried into the interior by which facilities have been furnished for carrying away the ore, that the real value of the immense deposits in the counties of Hastings, Peterboro' and Victoria have become fully known.

The ore, particularly that which is obtained in the township of Madoc, is said to

le of the very best description found in America for the manufacture of Bessemer steel, and about 200 tons have been shipped from two of the Madoc mines daily for several weeks past to the United States, while a considerable quantity has been shipped from other mines to the same destination.

Iron ore is also found in large quantities in the Counties of Lanark, Frontenac and Addington, and some thousands of tons have been dug up within the last six years and conveyed to Brockville and Kingston and thence shipped to the United States. I am therefore led to hope that the iron interests in Ontario are about to assume large proportions.

LEAD GALENA,

containing a percentage of silver, has also been discovered in several of the back townships and worked to a considerable extent, but for some reason or other the works have been discontinued.

PHOSPHATES

have been discovered in the rear townships, and large quantities conveyed to Brockville and Kingston and thence shipped to Europe, but the price of the mineral having greatly declined, the enterprise has been suffered to languish, but it is hoped that better prices will soon be obtained, when phosphate mining will again be carried on with profit.

ASBESTOS

is said to have been discovered in the Township of Lake, from which several fair samples have been obtained, but the mine not having been properly opened its value cannot now be ascertained.

MINING ON LAKE SUPERIOR.

Silver Islet appears to be producing its usual quantity of the precious metal, and mining operations in the other parts of the Thunder Bay District, although not carried on with increased energy during the year, have nevertheless, been sufficiently successful to inspire hopes for the future.

Prospecting has been carried on to some considerable extent in the neighbourhood of Pigeon River and on the Islands in the Lake of the Woods, and some rich specimens of gold bearing quartz are said to have been discovered, but the mines have not been sufficiently tested to determine their value.

FREE GRANTS.

A considerable decrease is found to have taken place in the number of locations this year, when compared with those of 1877 and 1878, the number in the former being 1,914, and in the latter 2,115; but this decrease may be easily accounted for. Firstly, by the preference given to the Prairie Provinces of the North-West; and secondly, by the fact that no new townships have been appropriated as Free Grants during the year, and the parties who would have been located there in due form, had the lands been open, have occupied them as squatters, and their names have consequently not been included in the list of locations for the year 1879. These newly surveyed townships were withheld from

location until an amendment would be made to the Act relating to the pine timber, which is expected to take place this Session, after which these townships will be thrown open, and the hundreds of parties who now occupy the lands as squatters will be located in due form.

Representations have been repeatedly made to my Department that the present practice of permitting females to take up lands under the Free Grants Act is open to great abuse, because a very small percentage only of this class of locatees ever comply with the regulations regarding settlement. In most cases the lands so located are secured for the benefit of the father, or other relatives, who already hold all the land the law allows and all they can conveniently work. The consequence is the lands remain unimproved, the progress of the settlement is retarded, and new settlers are forced to go farther back. Being convinced that these complaints are well founded, and finding upon inquiry that the experience of other Provinces which have adopted the Free Grant system has led them to the same conclusion, I have recommended the passing of an Act this Session changing the law in this respect.

Respectfully submitted,

T. B. PARDEE,

Commissioner of Crown Lands.

DEPARTMENT OF CROWN LANDS,
TORONTO, 31st December, 1879.

APPENDIX No. 1.

RETURN of Officers and Clerks in the Department of Crown Lands for the year 1879.

BRANCH.	Name.	Designation.	When appointed.	Salary per annum.	REMARKS.
Free Grants and Sales	Hon. T. B. Pardee	Commissioner	1873, Dec. 4th	\$ 4,000 00	Resigned 6th December, 1879.
	Thos. H. Johnson	Assistant Commissioner	1869, Aug. 21st	2,800 00	
	Geo. Kennedy	Law Clerk	1872, Feb. 1st	1,800 00	
	H. A. Ford	Shorthand Writer and Clerk	1872, Aug. 1st	1,000 00	
	J. C. Tarbutt	Chief Clerk	1841, June 1st	2,000 00	
	A. Kirkwood	do	1854, March 21st	1,700 00	Resigned 31st December, 1879.
	J. M. Grant	do	1860, May 12th	1,250 00	
	J. J. Murphy	do in charge of Free Grants	1872, May 1st	1,000 00	
	F. Alma	do	1871, Aug. 1st	850 00	
	Jubian Sale	do	1871, Aug. 5th	750 00	
Surveys, Patents and Roads	Thomas Devine	Deputy Surveyor-General	1846, July 11th	2,000 00	Resigned 31st December, 1879.
	G. B. Kirkpatrick	Surveyor and Draughtsman	1866, Jan. 30th	1,250 00	
	W. Revell	Draughtsman	1871, Oct. 2nd	950 00	
	E. Fox	Chief Clerk, Patents	1857, Sep. 28th	1,380 00	
	A. J. Taylor	Clerk	1872, Oct. 1st	1,200 00	
	J. James	do	1848, Nov. 1st	1,100 00	
	J. W. Bridgland	Surveyor and Superintendent of Colonization Roads	1856, Jan. 22nd	1,800 00	Resigned 31st December, 1879.
	C. Cashman	Clerk	1872, Sep. 1st	1,000 00	
	G. B. Cowper	Chief Clerk	1857, Oct. 14th	2,000 00	
	J. A. MacInnes	Clerk	1872, Dec. 20th	1,200 00	
H. G. Langlois	do	1868, Aug. 1st	850 00		
Accounts	E. G. Kirby	do	1869, Aug. 1st	700 00	Resigned 31st December, 1879.
	William Ford	Accountant	1852, April 10th	2,000 00	
	D. G. B. Ross	Book-keeper	1861, April 15th	1,250 00	
	R. H. Browne	Chief Clerk in charge of Agents' Returns	1862, May 14th	1,250 00	
	E. Leigh	Clerk	1873, Dec. 20th	750 00	

APPENDIX No. 1—Continued.
 Return of Officers and Clerks in the Department of Crown Lands for the year 1879.

BRANCH.	Name.	Designation.	When appointed.	Salary per annum.	REMARKS.
Registry	J. Morphy	Registrar	1851, June, 1st	\$ 1,000 00	
	C. P. Higgins	Clerk	1873, July 1st	850 00	
	J. Bradshaw	Office-keeper	1852, March 27th	500 00	
	A. McDonald	Messenger	1862, May 19th	500 00	

THOS. H. JOHNSON,
Assistant Commissioner.

WILLIAM FORD,
Accountant

DEPARTMENT OF CROWN LANDS,
 TORONTO, 31ST DECEMBER, 1879.

APPENDIX No. 2.

List of Crown Land Agents for Sale of Lands, 1879.

NAME.	District or County.	Date of Appointment.	Commission.	REMARKS.
A. S. Cadenhead.....	Wellington.....	1870, Aug. 6.....	\$ cts. 28 29	Agency closed 31st Dec., 1879.
Jno. F. Day.....	Part of Algoma District.....	1875, July 19.....	34 26	Appointed Free Grant Agent 1st July, 1879.
Hugh Hamilton.....	Huron.....	1872, Oct. 23.....	211 17	Agency closed 31st December, 1879.
William Jackson.....	Grey.....	1854, Nov. 3.....	171 40	" "
Alex. McNabb.....	Bruce.....	1851, April 29.....	316 35	" "
E. Perry.....	Part of Frontenac and Addington.....	1856, March 27.....		
J. McKibbin.....	" Victoria.....	1870, Nov. 24.....	33 58	
R. Macpherson.....	" Frontenac.....	1871, July 19.....	500 00	Salary per annum.
J. Sharman.....	Perth.....	1853, April 27.....		Agency closed 31st December, 1879.

WILLIAM FORD,
Accountant.

THOS. H. JOHNSON
Assistant Commissioner.

DEPARTMENT OF CROWN LANDS,
Toronto, 31st December, 1879.

APPENDIX. No. 3.

List of Crown Land Agents for the disposal of Free Grants, 1879.

NAME.	District or County	Date of Appointment	Salary per Annum.	REMARKS.
D. Anderson.....	Part of Peterborough.....	1870, November 21st.....	\$ cts.	
S. G. Best.....	do Parry Sound District.....	1875, March 23rd.....	500 00	
C. P. Brown.....	do Algona.....	1872, June 25th.....	500 00	
J. Bowker.....	St. Joseph's Island.....	1871, July 17th.....	500 00	
Jno. F. Day.....	Part of Algona District.....	1875, July 19th.....	500 00	Dismissed 30th June, 1879.
J. R. Dawson.....	do Frontenac and Auldington..	1875, January 17th.....	500 00	
E. Handy.....	do Parry Sound District.....	1878, January 3rd.....	500 00	
J. W. Fitzgerald.....	Victoria, &c.....	1875, November 9th.....	500 00	
A. Kennedy.....	do Renfrew.....	1871, August 21st.....	500 00	
J. Mahon.....	do do.....	1875, March 31st.....	500 00	
T. McMurray.....	do do.....	1875, August 17th.....	500 00	
H. MacKay.....	do do.....	1879, July 12th.....	500 00	
J. Reeves.....	District of Nipissing.....	1872, February 12th.....	500 00	
J. R. Tait.....	do Hastings.....	1869, May 28th.....	500 00	
Amfrey White.....	do District of Muskoka.....	1878, April 30th.....	500 00	
Amos Wright.....	do Thunder Bay District.....	1875, May 5th.....	500 00	Resigned 30th June, 1879.

WILLIAM FORD,
Accountant.

THOS. H. JOHNSON,
Assistant Commissioner.

DEPARTMENT OF CROWN LANDS,
Toronto, 31st December, 1879.

APPENDIX No. 4.

STATEMENT of Acres of Land Sold, Amount of Sales, and Amount of Collections
for the year 1879.

SERVICE.	Acres Sold	Amount of Sales.		Amount of Collections.	
		\$	cts.	\$	cts.
Crown Lands	25,071	25,489	47	45,670	22
Clergy Lands.....	2,488	3,063	36	20,186	49
Common School Lands.....	1,463	4,824	04	46,987	85
Grammar School Lands	1,279	1,842	61	4,782	56
Total.....	30,301	35,219	48	117,627	12

THOS. H. JOHNSON,

Assistant Commissioner.

WILLIAM FORD,

Accountant.

DEPARTMENT OF CROWN LANDS,
TORONTO, 31ST DECEMBER, 1879.

APPENDIX No. 5.

STATEMENT of Gross Collections of the Department of Crown Lands for 1879.

SERVICE.	\$ cts.
Crown Lands	45,670 22
Clergy Lands	20,186 49
Common School Lands	46,987 85
Grammar School Lands	4,782 56
Woods and Forests	332,014 47
Casual Fees	389 45
Inspection Fees	197 65
Surveyor's Fee Fund	181 35
Settlers' Homestead Fund	292 88
Suspense Account	6,637 35
	457,340 27

THOS. H. JOHNSON,

Assistant Commissioner.

WILLIAM FORD,

*Accountant.*DEPARTMENT OF CROWN LANDS,
TORONTO, 31ST DECEMBER, 1879.

APPENDIX No. 6.

STATEMENT of the Receipts of the Department of Crown Lands for the year 1879,
which are considered as Revenue.

SERVICE.	\$ cts.
Crown Lands	45,670 22
Woods and Forests	332,014 47
Casual Fees	389 45
Board of Surveyors	181 35
Inspection Fees	197 65
Settlers' Homestead Fund	292 88
	378,746 02

THOS. H. JOHNSON,

Assistant Commissioner.

WILLIAM FORD,

*Accountant.*DEPARTMENT OF CROWN LANDS,
TORONTO, 31ST DECEMBER, 1879.

APPENDIX 7

STATEMENT of the Receipts of the Department of Crown Lands, for the year 1879, which are considered as *Special Funds*.

S E R V I C E.	\$ c.	\$ c.
<i>Clergy Lands :</i>		
Principal	12,664 25	
Interest	7,522 24	
		20,186 49
<i>Common School Lands :</i>		
Principal	25,467 78	
Interest	21,520 07	
		46,987 85
<i>Grammar School Lands :</i>		
Principal	3,716 40	
Interest	1,066 16	
		4,782 56
Total Collections		71,956 90
<i>Refunds :</i>		
Common School Lands		619 17

THOS. H. JOHNSON,
Assistant Commissioner.

WILLIAM FORD,
Accountant.

DEPARTMENT OF CROWN LANDS,
TORONTO, 31st December, 1879

APPENDIX No. 8.

STATEMENT of the Gross Disbursements of the Department of Crown Lands for the year 1879.

SERVICE.			
AGENTS' SALARIES AND DISBURSEMENTS.		\$ cts.	\$ cts.
<i>Commission.</i>			
A. S. Cadenhead.....	28 29		
Jno. F. Day	34 23		
H. Hamilton	211 17		
William Jackson	171 40		
J. McKibbin.....	33 58		
A. McNabb	316 35		
			795 05
<i>Agents' Salaries.—Land.</i>			
D. Anderson	500 00		
S. G. Best.....	500 00		
J. Bowker.....	250 00		
C. P. Brown.....	500 00		
Jno. F. Day	250 00		
J. R. Dawson	500 00		
J. W. Fitzgerald	500 00		
E. Handy	500 00		
Adam Kennedy	500 00		
J. Mahon	500 00		
R. Macpherson	500 00		
Thos. McMurray	250 00		
H. Mackay	235 90		
Jas. Reeves.....	500 00		
J. R. Tait	500 00		
Aubrey White.....	500 00		
Amos Wright	500 00		
			7,485 90
<i>Agents' Salaries.—Timber.</i>			
Jas. F. Way.....	1,440 00		
J. A. G. Crozier	500 00		
J. B. McWilliams	2,000 00		
Thos. E. Johnson.....	1,000 00		
J. McDonald.....	150 00		
			5,090 00
<i>Agents' Postage.</i>			
D. Anderson.....	16 60		
S. G. Best.....	13 97		
J. Bowker.....	5 84		
C. P. Brown.....	16 67		
A. S. Cadenhead	5 40		
Jno. F. Day	5 89		
J. R. Dawson	12 48		
J. W. Fitzgerald.....	24 88		
H. Hamilton	23 98		
W. Jackson	19 67		
Adam Kennedy.....	8 19		
J. Mahon	3 05		
T. McMurray	26 49		
H. Mackay	5 89		
Alex. McNabb.....	31 33		
J. R. Tait	15 74		
Aubrey White	78 50		
E. Handy	19 35		
			333 92
<i>Carried forward.....</i>			

APPENDIX No. 8.—Continued.

STATEMENT of the Gross Disbursements of the Department of Crown Lands for the year 1879.

SERVICE.			
	\$	cts.	\$
<i>Brought forward</i>			
<i>Inspections</i>			
S. G. Best.....	5	20	
Jno. F. Day.....	105	75	
J. R. Dawson.....	7	35	
J. Mahon.....	5	40	
E. Perry.....	54	70	
A. White.....	116	00	
E. Handy.....	4	50	
A. Shaw.....	360	00	
J. S. J. Watson.....	16	00	
Jno. Green.....	35	00	
D. F. McDonald.....	559	10	
			1,269 00
<i>Miscellaneous.</i>			
Jno. F. Day, Stationery.....	2	00	
A. White, Expenses to Toronto.....	20	50	
Jos. F. Way, Disbursements.....	460	00	
Thos. E. Johnson, do.....	73	50	
J. B. McWilliams, do.....	281	62	
A. J. Russell, do.....	52	18	
J. Wilson, Timber Services.....	297	50	
C. E. Belle, do.....	100	00	
G. B. Cowper, Expenses Seizing Geo. Randolph's Raft.....	56	00	
J. Shaw, do do.....	136	61	
E. Anderson, do do.....	61	00	
G. N. Matheson, do do.....	217	00	
W. J. Keays, do do.....	10	00	
J. S. Thatcher, do do.....	112	90	
J. A. G. Crozier, Board at Toronto.....	68	75	
D. A. McDonald, Expenses seizing Crone & Paton's logs.....	85	00	
			2,034 56
			17,608 43
<i>Wood Ranging.</i>			
J. Shaw.....			1,142 06
J. W. Smith.....			1,007 09
S. L. Soper.....			100 00
J. B. Turgeon.....			650 00
Geo. Bick.....			1,186 73
J. Brady.....			640 00
P. W. Freeman.....			1,101 30
S. M. Johnson.....			1,591 58
A. G. Judd.....			905 15
J. Kennedy.....			680 40
T. W. Lee.....			698 22
D. F. McDonald.....			1,193 63
W. Russell.....			1,616 70
J. B. Campbell.....			415 00
A. White.....			248 25
W. McGowan.....			40 00
N. Crowe.....			525 00
W. E. McLaughlin.....			4 00
J. J. Gough.....			9 00
J. Sharpe.....			225 37
F. B. Day.....			24 00
			14,003 48
<i>Carried forward</i>			

APPENDIX No. 8.—*Continued.*

STATEMENT of the Gross Disbursements of the Department of Crown Lands for the year 1879.

SERVICE.	—	—	—
		\$ cts.	\$ cts.
<i>Brought forward</i>			
Refunds.....			12,696 38
Colonization Roads.....			110,049 72
Surveys.....			33,844 26
<i>Contingencies.</i>			
Printing and Binding.....		1,162 06	
Stationery.....		1,366 66	
Postage.....		825 00	
Fuel.....		361 00	
Fireman.....		547 50	
Night Watchman.....		456 25	
Advertising.....		83 95	
Subscriptions.....		199 56	
Extra Clerks, not on permanent list, paid out of contingencies.....		2,598 33	
Law costs.....		523 09	
Sundries.....		2,275 20	
			10,313 51
Two per cent. of duties collected on timber cut on road allowances paid to Municipalities.....			753 31
Board of Surveyors.....			320 00
			\$201,499 09

THOS. H. JOHNSON,

Assistant Commissioner.

WILLIAM FORD,

Accountant.

DEPARTMENT OF CROWN LANDS,

TORONTO, 31st December, 1879.

APPENDIX No. 9.

STATEMENT of the Number of Letters received and mailed by the Department of Crown Lands in the years 1876, 1877, 1878 and 1879.

YEARS.	BRANCHES.						Transferred to other Departments.	TOTAL.	Names Indexed.	Enclosures.	Orders in Council.	Returned, not called for at address.
	Sales and Free Grants.	Accounts.	Surveys.	Woods and Forests.	Colonization Roads.							
1876.....	11,897	2,146	893	1,908	1,328	48	18,280	23,300	35,000	25	77	
1877.....	11,920	2,159	1,187	2,240	1,442	66	19,014	24,200	36,500	29	71	
1878.....	12,366	1,831	1,081	2,013	1,562	58	19,011	24,200	36,500	22	93	
1879.....	10,190	1,506	856	1,966	1,931	64	16,603	20,000	30,000	25	53	

Letters mailed from the Department in 1876, 18,958; in 1877, 19,625; in 1878, 20,087; in 1879, 18,526.

JOHN MORPHY,
Registrar.

THOS. H. JOHNSON,
Assistant Commissioner.

Toronto, Dec. 31st, 1879.

APPENDIX
WOODS AND

STATEMENT of Timber and Amounts accrued from Timber Dues, Ground

QUANTITIES AND DESCRIP						
TERRITORIES AND NAMES OF AGENTS.	Area under License.	Saw Logs.				Oar Logs.
		White Pine.		Other.		
	Square miles.	Pieces.	Stand- ards.	Pieces.	Stand- ard.	Pieces.
Ottawa Agency. A. J. Russell, Agent	7,202	871,711	708,454	2,703	1,394	613
Belleville Agency. J. F. Way, Agent	1,203	728,117	416,470	6,314	3,127
Western Timber District	7,679	665,505	489,112
Total	16,084	2,265,333	1,614,036	9,017	4,521	613

GENERAL STATEMENT

QUANTITIES AND DESCRIP							
TERRITORIES AND NAMES OF AGENTS.	Railway Ties.	Hemlock.		Maple.		Cedar, 16 feet.	
	Pieces.	Pieces.	Feet.	Pieces.	Feet.	Pieces.	Inches.
Ottawa Agency. A. J. Russell	9,627	1	43
Belleville Agency. J. F. Way, Agent	8,578	146	6,686	17,995	197,713
Western Timber District
Total	18,205	146	6,686	1	43	17,995	197,713

G. B. COWPER,

Chief Clerk in Charge.

DEPARTMENT OF CROWN LANDS,
WOODS AND FORESTS BRANCH,
TORONTO, 31st December, 1879.

No. 10.

FORESTS.

Rent and Bonuses, during the year ending 31st December, 1879.

TIONS OF TIMBER.

White Pine.		Red Pine.		Boom and Dimension Timber.		Elm.		Ash.		Tamarac.	
Pieces.	Feet.	Pieces.	Feet.	Pieces.	Standards.	Pieces.	Feet.	Pieces.	Feet.	Pieces.	Feet.
29,049	1,552,291	16,096	623,454	15,335	24,701	5	231	6	234
2,093	125,211	8,060	8,145	8	336	53	2,340
3,624	193,151	117	4,757	9,896	17,574	22	1,141
34,766	1,870,653	16,213	628,211	33,291	50,420	30	1,477	58	2,571	6	234

OF TIMBER, &c.—Continued.

TIONS OF TIMBER.

Cordwood.		Posts & Shingle Bolts.	Round Cedar.	Telegraph Poles.	Amounts Accrued.				
Hard Cords.	Soft Cords.	Cords.	Feet.	Pieces.	Trespass, &c.	Timber Dues.	Ground Rent.	Bonus.	Total
113	29	75,365	1,358	\$ cts. 2,471 52	\$ cts. 137,998 84	\$ cts. 14,761 00	\$ cts. 1,971 24	\$ cts. 157,202 60
.....	782	15,312	2,211 28	67,313 28	3,834 50	13 82	73,372 88
146	35	1,616	6,144 54	79,018 10	14,460 00	12,696 57	112,319 21
259	35	2,427	91,277	1,358	10,827 34	284,330 22	33,055 50	14,681 63	342,894 69

THOS. H. JOHNSON,
Assistant Commissioner.

APPENDIX No. 11.

WOODS AND FORESTS.

STATEMENT of Revenue collected during the year ending 31st December, 1879.

-----	\$ cts.	\$ cts.
Amount of Ottawa collections, A. J. Russell.....	77,161 35	
“ “ McL. Stewart.....	73,096 45	150,257 80
Amount of Belleville collections, J. F. Way.....	61,900 32	
“ “ McL. Stewart.....	1,391 55	63,291 87
Amount of Western Timber District collections at Department.....	115,167 34	
“ “ McL. Stewart.....	3,297 46	118,464 80
		332,014 47

G. B. COWPER,
Chief Clerk in Charge.

THOS. H. JOHNSON,
Assistant Commissioner.

DEPARTMENT OF CROWN LANDS,
WOODS AND FORESTS BRANCH,
Toronto, 31st December, 1879.

APPENDIX No. 12.

List of Crown Timber Agents in the Province of Ontario, their Assistants, Names of Territories, Residences, dates of Appointments, and Salary allowed to each for his Services, during the year ending 31st December, 1879.

Names of Territories.	Names of Agents and Assistants.	Residence.	Date of Appointment.	Salary per annum up to 1st July, 1873.	Salary per annum from 1st July, 1873.	Remarks.
Upper Ottawa.....	A. J. Russell, Agent..... C. S. McNair, Assistant..... J. Ritchie, Clerk..... A. J. Russell, jr., Draughtsman..... E. T. Smith, Clerk..... J. Jackson, Messenger.....	Ottawa City	1846, June..... 1858, April 13..... 1864, June 23..... 1867, April 1..... 1864, June 23..... 1871, August 1.....	\$ cts. 2,000 00 1,400 00 1,000 00 700 00 650 00 300 00	\$ cts. 2,600 00 1,800 00 1,400 00 1,200 00 1,000 00 300 00	{ The Crown Timber Office, Ottawa, acts for the Provinces of Ontario and Quebec, and also for the Dominion of Canada, in the collection of slide-dues; the proportion of salaries chargeable to each Province and the Dominion not yet determined. { Additional to his salary of \$535 per annum from the Department of Public Works, Ottawa. { During season of navigation.
Belleveille Agency.....	J. McDonald, Deputy Slide-master and Chief Timber-counter..... James Steen, Timber-counter..... John Redmond, Assistant and Boatman.....	"	1846, May 8..... 1861, May 27.....	85 00 \$2 per diem.	"	"
Collector at Quebec....	Joseph F. Way, Agent..... J. A. G. Crozier, Clerk..... McLean Stewart, Collector..... John McKay, Assistant..... William Miller, Clerk.....	Belleveille..... Quebec..... ".....	1854, May 6..... 1867, December 1..... 1845, September 27..... 1864, June 1..... 1872, November 7.....	1,440 00 500 00 2,000 00 1,200 00 1,000 00	1,440 00 500 00 2,000 00 1,200 00 1,000 00	{ The remarks in connection with the Crown Timber Office, at Ottawa, respecting salaries, apply to the Collector's Office at Quebec.

* The Local Governments of Ontario and Quebec to pay Deputy Slide-master \$130 each, in addition to amount paid by Public Works.

G. B. COWPER,
Chief Clerk in Charge.

THOS. H. JOHNSON,
Assistant Commissioner.

DEPARTMENT OF CROWN LANDS,
WOODS AND FORESTS BRANCH,
Toronto, 31st December, 1879.

APPENDIX No. 13.

RETURN of the number of locotees and of acres located; of purchasers and of acres sold to locotees; of lots which have been resumed for non-performance of the settlement duties; and of patents which have been issued under the "Free Grants and Homesteads Act" during the year 1879.

TOWNSHIP.	DISTRICT OR COUNTY.	AGENT.	Number of Persons located.	Number of Acres located.	Number of Purchasers.	Number of Acres sold.	Number of lots the locations of which have been cancelled.	Number of Patents issued.
Brunel			11	1,580	2	18	15	30
Chaffey			36	4,061	4	302	26	28
Draper			20	2,412	2	7	13	13
Franklin			53	7,289	8	321	22	1
Macaulay			7	734	2	111	6	21
Medora			27	4,101	6	208	36	17
Monck			2	201			2	7
Morrison			4	722			5	3
Muskoka	Muskoka	Aubrey White, Bracebridge.	11	1,579	4	184	18	20
McLean			33	4,628	2	133	37	22
Oakley			58	8,066	1	15	31	2
Ridout			37	4,878	1	33	19	2
Ryde			34	4,814	1	13	27	7
Stephenson			20	2,395			14	31
Stusted			34	4,396	2	106	38	17
Watt			9	915	2	113	12	14
Wood			1	170			1	1
Cardwell			19	2,957	4	193	17	4
Carling			35	5,335	3	45	37	4
Christie			13	2,075	1	3	19	4
Fergusson			3	339	2	43	1	3
Foley			13	2,200			16	19
Hagerman			16	2,260	3	74	7	5
Humphry			12	1,155			10	11
Monteith			22	3,538	3	53	19	1
McDougall			13	2,229	3	94	15	7
McKellar			7	1,049	1	4	6	19
Chapman			45	5,604	5	123	38	2
Croft			33	4,437	2	123	16	3
Ryerson			20	2,308	4	420	19	4
Spence			41	4,863			13	1

APPENDIX No. 13.—*Continued.*

RETURN of the number of locatees and number of acres located, &c.

TOWNSHIP.	DISTRICT OR COUNTY.	AGENT.	Number of Persons located.	Number of Acres located.	Number of Purchasers.	Number of Acres sold.	Number of lots the locations of which have been cancelled.	Number of Patents issued.	
Broughton	Kensington	John Mahon, Vanbrugh.	12	1561			1	1	
Brudenell			12	633				12	1
Griffith			12	226					3
Lyndoch			12	315				1	2
Roadcliffe			12	600	1	26			1
Raglan			12	473 ³				2	1
Sebastopol			12	197					1
Matawatchan			12						
St. Joseph's Island	Algoma	John F. Day, Bruce Mines	130	14,886	6	502	50	1	
Plummer			13	1,972			8		
Aweres	Algoma	C. P. Brown, Sault Ste. Marie	9	1,252	1	40	5		
Korah			5	605	1	40	1		
Parke Prince			12	1,793				6	
Blake	Thunder Bay	Ames Wright, Prince Arthur's Landing	2	320					
Dawson Road			3	397			2		
Oliver			61	9,763				51	
Paiipoonge			5	701				6	
Total			1,506	199,500	123	4,911	1,018	513	

JOSEPH J. MURPHY,
Clerk in Charge.

THOS. H. JOHNSON,
Assistant Commissioner.

DEPARTMENT OF CROWN LANDS,
TORONTO, 31st December, 1879.

APPENDIX No. 14.

STATEMENT of Crown Land Surveys completed and closed during the year 1879.

No.	Date of Instruction.	NAME OF SURVEYOR.	Description of Survey.	Amount Paid.	No. of Acres.
1	15th Sept., 1873.	F. F. Passmore	Certain Water Lots in the City of Hamilton	\$ 90 80	46,457
2	23rd April, 1878.	Alexander Niven	Township of Nightingale	392 46	56,920
3	22nd May, 1878.	James Dickson	" " " " " " " "	1,998 60	72,316
4	11th June, 1879.	Thomas Payne	" " " " " " " "	5,062 12	49,657
5	12th June "	C. F. Chapman	" " " " " " " "	3,475 99	49,834
6	14th June "	James Dickson	" " " " " " " "	3,488 38	50,338
7	12th June "	J. K. McLean	" " " " " " " "	3,523 66	19,928
8	14th June "	Lewis Bolton	" " " " " " " "	1,394 95	22,848
9	14th June "	M. J. Butler	" " " " " " " "	1,599 36	20,598
10	14th June "	G. B. Alvey	" " " " " " " "	1,436 96	23,157
11	17th June "	Elliot Stewart	" " " " " " " "	1,620 99	23,300
12	23rd June "	T. O. Badger	" " " " " " " "	1,631 00	
			26th February, 1879, paid J. C. Smith for maps of Huron and Ottawa Territory	430 00	
			28th March, paid Rolph, Smith & Co. for lithographing 500 plans of Townships.	137 50	
			21st April paid Copp, Clark & Co. for lithographing plans of Townships.	543 00	
			9th July, paid Copp, Clark & Co. for maps of North Shore Lake Huron and Lake Superior.	120 00	
			19th Sept., paid Superintendent of Indian Affairs for map.	30 00	
			13th December, paid Thos. Shortend for exploring lands at Rainy River.	108 05	
			31st December, paid Copp, Clark & Co. for maps of North Shore Lake Huron.	70 00	
			31st December, paid Hart & Rawlinson for books.	20 00	
				27,173 78	435,283

C. B. KIRKPATRICK.

THOS. H. JOHNSON,
Assistant Commissioner.

DEPARTMENT OF CROWN LANDS,
TORONTO, 31st December, 1879.

APPENDIX No. 15.

STATEMENT of Crown Lands Surveys in progress on 31st December, 1879, and amounts advanced thereon up to date.

No.	Date of Instruction.	NAME OF SURVEYOR.	Description of Survey.	Amount Advanced.
1	11th June, 1879	David Beatty	Township of Wallbridge	\$ c. 5,000 00
2	12th June, 1879	J. J. McKenna	Township of Butt.	3,000 00
				8,000 00

These surveys have been completed in the Field, but Final Returns not yet examined.

G. B. KIRKPATRICK.

THOS. H. JOHNSON,
Assistant Commissioner.

DEPARTMENT OF CROWN LANDS,
TORONTO, 31st December, 1879.

APPENDIX No. 16.

COMPLETE STATEMENT of Municipal Surveys for which Instructions were issued during the year 1879.

No.	NAME OF SURVEYOR.	No.	Date of Instruction.	DESCRIPTION OF SURVEY.	Date when Confirmed.
1	C. G. Hanning.....	472	10th February, 1879.....	Survey of Lots 1, 2, 3 and 4 in the 4th concession of Georgina.	5th June, 1879
2	W. E. Yarnold.....	473	12th February, ".....	8th concession of North Gwillimbury.....	
3	James S. Laird.....	474	1st April.....	Part of Concession Line between concessions 3 and 4, Raleigh. Also part of line between concessions 4 and 5, and the line between Lots 18 and 19 in said Township.....	24th July, " " 26th Nov, " Cancelled.
4	John Shier.....	475	21st July.....	Lot 26 in 8th concession of Pickering.....	
5	Hugh Wilson.....	476	26th July.....	5th, 6th and 7th concessions of Grimsby.....	
6	Thos. C. Brownjohn.....	476a	17th October.....	5th, 6th and 7th concessions of Grimsby.....	
7	W. E. Yarnold.....	477	24th October.....	Lots 29 and 30 in 8th concession of Township of Scott.	
8	W. E. Yarnold.....	478	25th October.....	Line in front of Lots 12 & 13 in 7th con. of Cartwright.	
9	Lewis Bolton.....	479	28th October.....	Lots 6 and 7 in 2nd concession of Arthur.....	
10	C. G. Hanning.....	480	4th November.....	Lots 35 and 36 in 4th concession of Uxbridge.....	25th Nov., "
11	C. G. Hanning.....	481	26th December.....	Lots 33, 34 and 35 in 4th concession of Uxbridge.....	

G. B. KIRKPATRICK.

THOS. H. JOHNSON,
Assistant Commissioner.

DEPARTMENT OF CROWN LANDS,
TORONTO, 31st December, 1879.

APPENDIX No. 17.
STATEMENT of Municipal Surveys, confirmed during the year 1879.

No.	NAME OF SURVEYOR.	No.	Date of Instruction.	Description of Survey.	Date when Confirmed.
1	W. E. Yarnold	426	22nd May, 1876	Survey of Lots 19 and 20, in rear of the 2nd Concession of Thorah.	24th January, 1879.
2	H. Creswicke	445	4th July, 1877	Lot 5, in 8th and 9th Concessions of West Gwillimbury.	29th "
3	Wm. Bell	471	15th November, 1878	part of line between the 5th and 6th Concessions of Ross.	4th February, "
4	C. G. Hanning	472	10th February, 1879	Lots 1, 2, 3 and 4, in 4th Concession of Georgina	5th June, "
5	W. G. McGeorge	453	8th September, 1877	Lots 7, 8, 9 and 10, in 2nd Concession of Howard	27th "
6	W. E. Yarnold	470	4th November, 1878	Lots 3 and 4, in the 11th Concession of Seaugy	15th July, "
7	Jas. S. Laird	474	1st April, 1879	part of line between 3rd and 4th and 4th and 5th Concessions of Kadeigh, and the line between lots 18 and 19.	24th "
8	C. G. Hanning	489	4th November, 1879	Lots 35 and 36, in 4th Concession of Uxbridge	25th November, "
9	John Shier	475	21st July, 1879	Lot 26, in 8th Concession of Pickering	26th "

G. B. KIRKPATRICK.
THOS. H. JOHNSON,
Assistant Commissioner.

DEPARTMENT OF CROWN LANDS,
TORONTO, December 31st, 1879.

APPENDIX NO. 18.

STATEMENT of Mineral Lands which have been patented in unsurveyed territory on the North Shores of Lakes Superior and Huron, in the Districts of Thunder Bay and Algoma.

No.	No. of Description.	PATENTEE.	DESCRIPTION OF MINING TRACT.	Acres.	Amount.	Date of Patent.
1	1132	Allen McQuarrie	Mining Location, Y 12, near the Township of Rutherford, North Shore of Lake Huron	87	87	13th March, 1879.
2	1145	Edward Sayer	Block of Land at Mouth of Mississaga River, North Shore of Lake Huron	556	556	24th June, 1879.
3	1147	Gardiner S. Moore	Mining Location, 24 T (90 ² / ₁₀₀ ac.), on Eagle Island, Northern Light Lake, and 25 T, Northern Light Lake (78 ³ / ₁₀₀ ac.), Thunder Bay District	168 ² / ₁₀₀	168 ² / ₁₀₀	24th July, 1879.
4	1150	Gardiner S. Moore	Mining Location 28 T, North of Arrow Lake, Thunder Bay District	127 ³ / ₁₀₀	127 ³ / ₁₀₀	4th Aug., 1879.
				938 ³ / ₁₀₀	\$938 ³ / ₁₀₀	

G. B. KIRKPATRICK.

DEPARTMENT OF CROWN LANDS,
TORONTO, 31st December, 1879.

THOS. H. JOHNSON,
Assistant Commissioner.

APPENDIX No. 19.

STATEMENT of Work performed in the Survey Branch during the year 1879.

No.

- 1.—11 Instructions and Letters of Instructions for Surveys prepared and entered.
- 2.—12 Crown Surveys examined, completed and closed.
- 3.—12 Surveyors' accounts for surveys audited and closed.
- 4.—11 Reports to Council relative to Municipal Surveys drawn up and entered.
- 5.—11 Instructions for Municipal Surveys prepared and entered.
- 6.—9 Municipal Surveys examined and confirmed.
- 7.—4 Plans of Mining Locations examined.
- 8.—93 Plans of Private surveys examined.
- 9.—78 Plans to accompany Instructions prepared.
- 10.—567 Plans compiled and copied, besides Plans of Townships reduced and added to the engraved Maps.
- 11.—510 Letters relating to Surveys prepared, written and entered.
- 12.—21 Letters relating to Mining prepared, written and entered.
- 13.—2,139 Pages of Field Notes, &c., copied.
- 14.—81 Railway Plans and Books of Reference examined and certified.
- 15.—1,384 Patents issued during the year ending 31st December, 1879.

NOTE.—The foregoing Statement does not account for the time spent in furnishing information to parties applying personally at the Surveyor's Branch, who are unable to gain the information they require without assistance; much careful research into the old correspondence, plans, field notes, and other documents being necessary in order to insure reliability in the information given, which is frequently used as legal evidence in courts of law in disputed cases.

G. B. KIRKPATRICK.

THOS. H. JOHNSON,

Assistant Commissioner.

DEPARTMENT OF CROWN LANDS,

TORONTO, 31st December, 1879.

APPENDIX No. 20.

STATEMENT of the Names of Candidates who have passed their Examinations before the Board of Examiners of Land Surveyors for Ontario during the year 1879.

PRELIMINARY CANDIDATES PASSED.

Fletcher Huffman.	Robert William Coldwell.
William Lyon Mackenzie.	Walter Stanley Davidson.
Norval Wardrop.	Daniel Leavens Sanderson.
Hugh McGrandle.	Arthur Jabez Van Nostrand.

FINAL CANDIDATES PASSED AND SWORN IN AS PROVINCIAL LAND SURVEYORS.

Josiah Gershom Sing,	Archibald Westmacott McVittie.
Richard Birdsall Rogers.	George Ross.
Charles Edward Fitton.	Richard Coad.
Alfred Edmund Morris.	John McKenzie Moore.
Clemens Dersteine Bowman.	John Duncan McNab.

The Board of Examiners of Land Surveyors for Ontario meets at the Office of the Commissioner of Crown Lands, on the first Monday in each of the months of January, April, July and October in every year, unless such Monday be a holiday (in which case it meets on the day next thereafter, not being a holiday). Section 6, chapter 146, Revised Statutes of Ontario.

PRELIMINARY EXAMINATION.

All persons before they can be apprenticed to a Provincial Land Surveyor must pass a satisfactory examination before the Board of Examiners in the following subjects, viz. :—Vulgar and Decimal Fractions, Extraction of Square and Cube Root, Practical Geometry, Euclid, Plane and Spherical Trigonometry, Mensuration of Superficies, and the use of Logarithms ; correct Spelling and good Writing required.

FINAL EXAMINATION.

Final candidates, before obtaining a license to practise, undergo a strict and searching examination before the Board of Examiners as to their proficiency in Euclid ; Plane and Spherical Trigonometry ; Calculation of Areas by means of the Traverse Tables, &c. ; Laying out and Dividing up of Land ; the Adjustment and Use of the Transit or Theodolite ; Astronomy, including the calculations necessary to determine the Latitude by meridian altitudes of the sun, moon or stars, or by double altitudes ; Method of determining Time ; of finding the time when any star passes the Meridian, with the time of its Elongation, Azimuth Angle and Variation of the Compass ; the Method of Keeping Field Notes ; Drawing up Descriptions by Metes and Bounds for insertion in Deeds ; taking Affidavits in the matter of disputed Boundaries ; the Law regulating Surveys ; Geology ; and also as to their proficiency as Draughtsmen.

G. B. KIRKPATRICK.

THOS. H. JOHNSON,

Assistant Commissioner.

DEPARTMENT OF CROWN LANDS,
TORONTO, December 31st, 1879.

APPENDIX No. 21.

REPORT

ON

COLONIZATION ROADS AND BRIDGES,

FOR THE YEAR 1879.

To the Honourable T. B. PARDEE,
 Commissioner of Crown Lands.
 Ontario.

SIR,—I have the honour to present for your information, my report of the works performed during the year 1879, under the direction and management of the Colonization Roads Branch of your department:—

I beg, in the first place, as a preliminary statement, to append a schedule of the detailed expenditure of the sum of \$2,720⁵/₁₀, referred to in the Recapitulation of my report for 1878, as the amount remaining in the hands of the Accountant of the Department of Crown Lands, for “current works and balances of unsettled accounts” and which amount has since been drawn out and applied in the manner above indicated, as follows:—

Seguin River Bridge (in McDougall).....	\$500 00
Perrault's Settlement Road.....	76 42
Inspections.....	600 00
Tamworth and Oso Road.....	51 50
Peterson Road.....	32 22
Monck Road.....	36 10
Addington Road.....	62 12
Mississippi Road.....	37 75
Honora Bay Road.....	39 16
Hagarty Road.....	51 93
Eganville and Foy Road.....	25 50
Burk's Falls Bridge.....	100 00
Stisted Road.....	121 69
Hagarty and Brudenel.....	50 50
Lavant Road.....	61 50
Combermere Bridge.....	770 21
Parry Sound Road.....	20 53
Rose and Lefroy Road.....	23 91
Chaffey Town Line Road.....	56 66
Draper Bridge.....	2 81

 \$2,720 10

I have now the honour to present to your notice a brief description of the various works of the year 1879 :—

These works have been unusually numerous this season. The influx of settlement into the new Districts has necessitated an increase of road and bridge improvements, to accommodate in some degree the wants of the settlers.

I now proceed to enumerate the works of the past year with the amounts expended on each, as follows :

NORTH DIVISION.

1. BASE LINE ROAD.

Two and a half miles of this line have been completed in a thorough manner, extending from section No. 32 in Korah, through section 36, in the township of Prince. The road has been ditched, heavily brushed and covered.

Expenditure \$1,038.35.

2. BASE LINE BRANCH.

This branch runs a mile north of the above road. The work done this season is from one half mile east of Prince and Korah town line west three and a half miles. The road is graded, ditched and turnpiked, and extends to the west side of sections 27 and 34 in the township of Prince.

Expenditure, \$500.

3. BATCHAWAUNG ROAD.

The work on this road was commenced at section No. 3, in the township of Pennefather, thence in a northerly direction through the township of Fenwick, and a short distance into the township of Tupper.

The whole length of road made this season, is eight miles and twenty-three chains. The land passed through, for the most part, is a tamarac swamp, and comprises mainly, the flats of Goulais River. The Indian Department contributed \$1,000 towards this work.

Expenditure, \$2,078.64.

4. BRUCE MINES ROAD.

This road has been repaired throughout its entire length. Seven miles have been wrought over. This road connects with the Great Northern road, at Thessalon River.

Expenditure, \$280.00.

5. OTTER TAIL LAKE ROAD.

This line extends from the bridge at the head of Otter Tail Lake, in a northerly direction through the township of Plummer, into the township of Galbraith. It opens up several good tracts of land. Five miles of new road have been built this season.

Expenditure, \$750.00.

6. ROCK LAKE ROAD.

This road branches off from the last named road near Otter Tail Lake, and runs in a north-westerly direction between Rock and Desert Lakes.

It opens a valley of good land lying between the above lakes.

Three miles of new road have been made this season.

Expenditure, \$450.00.

7. ROSE AND LEFROY ROAD.

Ten miles of this road have been repaired. Two miles of new road have also been made in connection herewith, on the town line between Lefroy and Plummer, forming an outlet for certain settlers to the Rose and Lefroy roads.

Expenditure, \$353.10.

8. ROSE AND LEFROY ROAD BRIDGE.

This bridge is situated on the above road where it crosses the Thessalon River, between sections 11 and 14 in Lefroy. The bridge is 144 feet long, supported by king post truss.

In connection with this bridge on either side of the river about one mile of road has been made.

Expenditure, \$250.00.

9. BRIDGE IN LEFROY.

This is another bridge across the Thessalon River, situated about three miles above the one last described.

This bridge is 119 feet long and 46 feet in span, also supported by a king post truss.

Expenditure, \$150.00.

10. CAMPMENT D'OURS ROAD (ST. JOSEPH ISLAND).

The expenditure here has been made in opening the line between Cons. D and E, from the Centre Road to Campment d'Ours Island, as a winter road.

Expenditure, \$520.35.

11. GORE BAY ROAD (MANITOULIN ISLAND).

This line has been opened and made passable between Gore and Providence Bays.

It forms a very important connection between the north and south shores of the Island of Manitoulin.

Seventeen and a half miles of new road have been made this season, and two and a half miles of the old road have been repaired.

Expenditure \$1933.17.

12. GREAT NORTHERN ROAD.

Eight miles of this road have been repaired this season. The work was commenced at Desert Lake and extends westerly over the above distance. Ditching, grading, removal of boulders, and repairs of crossways form the principal improvements.

Expenditure, \$669.47.

13. HONORA BAY ROAD.

This road is a connecting one between Little Current and Gore Bay Roads.

Seven miles and a half have been opened for travel this year. The Indian Department contributed \$350 towards this work.

Expenditure, \$700.

14. HILTON OR CENTRE ROAD (ST. JOSEPH ISLAND).

Some three miles of this road have been opened this season, leading towards Hilton Road proper.

Expenditure, \$501.32.

KILLARNEY ROAD.

About four and a half miles of this road have been opened in a north-easterly direction.

The road passes through rough, rocky land, but leads in the direction of a fine tract, distant from the village about ten miles. It also affords access to certain beaver meadows where the settlers procure their hay.

Expenditure, \$593.85.

16. KAMINISTIQUEA ROAD.

The overseer on this line has opened the road through to the Murillo Station, on the Canada Pacific Railway.

Four and a half miles of new road have been built, and the remainder of the line, about seven miles, improved and made passable to the above station.

Expenditure, \$995.70.

17. LITTLE CURRENT ROAD.

Five and a quarter miles of this road have been substantially repaired. Some heavy hills on the line have been graded down, and a good portion of crossway side-ditched and covered.

Expenditure, \$864.92.

18. MANITOWAUNING ROAD.

Twelve and a half miles of this road have been repaired this season, from the village of Manitowauning towards Michael's Bay.

This road passes through a large tract of good land, and is the great highway from the above village to the south shore of the island.

Considerable additional repairs have also been made on the southerly portion of this road by R. A. Lyon, Esq., M.P.P., at his own expense.

Expenditure, \$523.10.

19. MUDGE BAY ROAD.

This is a short connecting road between the above named Bay and Lake Kagawong.

It opens up accommodation between the above points for the settlers to grist and sawmills, store and post office. It opens also a fine tract of land. The timber on the line was very heavy, and the work expensive. The distance of road made is two and a half miles.

Expenditure, \$780.27.

20. MILFORD HAVEN ROAD.

This is a projected road from the town plot of Hilton to the above-named harbour, on St. Joseph Island.

Five hundred dollars were granted last fall to be expended in cutting out the timber from the line, in order that certain destitute settlers, whom it was reported were in a starving condition, might be given labour and wages to aid them under such circumstances. See report of last year.

Expenditure, \$250.

21. OLIVER ROAD.

This is an important leading road commencing at Prince Arthur's Landing, in the Thunder Bay District. The line runs in nearly a direct course through the Township of McIntyre, to the intersection of the townline between Oliver and McIntyre, with the line between the first and second concessions of Oliver.

The distance wrought over has been in all about ten miles, seven of which has been completed as a waggon road and three have been chopped and cleared of timber sufficient for a winter road.

The corporation of Prince Arthur's Landing contributed one hundred and thirty-four dollars towards the building of one half mile of road within the bounds of the village being one half the cost of the said half mile.

Expenditure, \$2,977.31.

22. PORT LOCK HARBOUR ROAD.

This line commences at Port Lock Harbour, west of Bruce Mines some seven or eight miles, and runs northward towards Mud and Desert Lakes. The road has been opened as far as the south end of the Mud Lake, a distance of about four miles.

The main object of this road is to afford accommodation to the settlers in the vicinity of Desert Lake to reach the Port Lock Harbour direct.

Expenditure, \$1,260.24.

23. PIGEON RIVER ROAD.

This road has been improved in some considerable degree throughout its whole distance, thirty miles, or from the Kaministiquia to Pigeon River, the boundary of the Province of Ontario.

The improvements consist of crossways over all the small streams and wet swamps, brushing and clearing the line and removal of fallen timber.

A large amount of work has been done, and the road is now fit for winter mail travel.

Expenditure \$981.70.

24. SANFIELD BAY ROAD.

This line leads from Manitowanning Road to Manitou Lake. The whole distance is now opened.

Five and a quarter miles have been made this year, affording access to the mills on Manitou Lake.

Expenditure, \$542.10.

25. TENBY BAY ROAD.

Five miles of this road have been constructed, commencing at Hilton Town Plot, and extending southward. This is the same line which was called at first "Milford Haven." It was found subsequently more advantageous to settlement, to diverge this road from the Haven at the U concession line south-westward towards Tenby Bay, and hence the name of the road is changed to Tenby Bay.

Expenditure, \$696.39

26. THESSALON RIVER ROAD.

This road commences at the outlet of Thessalon River, at Diamant's mill, and extends up the said river a distance of five and a half miles.

This improvement affords a very large amount of convenience to the settlers in Lefroy and Rose and Kirkwood, giving them access to mill and store at the mouth of the river. Of the amount expended, the Indian Department contributed \$500, towards the works.

Expenditure \$1,056.18.

WEST DIVISION.

AHMIK LAKE ROAD.

Three and a half miles of this road, or its total length from the northern road to the above lake, have been repaired.

Expenditure, \$250.

2. ARMOUR ROAD.

This line has been extended this season a further distance of three and a half miles. The road now reaches within three-fourths of a mile of Pickeral Lake in the above township.

The work is described as tolerably well done.

Expenditure \$1,001.87.

3. BURK'S FALLS BRIDGE.

This bridge spans the north branch of the Maganetawan River. It is a well-built king-post truss bridge of 60 feet span. The Ontario Junction Railway location crosses close to this point.

There is also an excellent mill site here. This will probably, for the above reasons, shortly become a place of more than ordinary importance.

Expenditure \$648.59.

4. BETHUNE BRIDGE.

This is a structure built on what is called the Kearney Branch Road. The bridge is located on the town line between the townships of Bethune and Proudfoot, where it is intended the above branch road shall cross the stream.

It (the bridge) spans the south branch of the Maganetawan. It is similar to the Burk's Falls bridge, except in the piers, which are greater in altitude.

Expenditure \$800.

5. BRUNEL ROAD.

The part of this road embraced in the expenditure, extends from the commencement of this road on the Muskoka road, at the village of Utterson, and extends to Port Sydney, on Mary's Lake, and on the southward from thence to the Brunel bridge, which crosses the north branch of the Muskoka River just below Mary's Lake.

The distance repaired is three miles. The work is well done, and the road is now in excellent condition for travel.

Expenditure, \$349.12.

6. CHRISTIE ROAD.

This road has been repaired in all the more dilapidated sections from its commencement on Parry Sound Road for a distance of fourteen miles eastward, towards the Rosseau and Nipissing road.

The improvements have been judiciously made.

Expenditure \$1,036.18.

7. CARDWELL ROAD (New Branch).

This branch settlement road diverges from the Cardwell road proper on the town line between Cardwell and Stisted, and extends, in a north-westerly course, into the township of Monteith.

Four miles and twelve chains of new road have been made in a very superior manner, besides some very necessary repairs to the older portion of the road opened last year.

Expenditure \$945.87.

8. CEDAR NARROWS BRIDGE.

This bridge is built at the outlet of a small lake, which empties into Trading Lake upon the Bobcaygeon Road. This bridge is built in a very superior manner. It is built sufficiently high to admit the small steamer that plies between a mill situated some distance above it and the village of Baysville, about two miles below the western end of the Lake of Bays.

The bridge is 200 feet in length: the span is 60 feet, and is supported by a king post truss.

Expenditure, \$1,052.25.

9. DALTON AND WASHAGO ROAD.

This line is now completed from its commencement on Muskoka Road, near the Village of Washago, to the Victoria Road in the township of Dalton. Four miles have been made this year.

Expenditure, \$982.97.

10. EAGLE LAKE ROAD.

This is a new road leading from the Rosseau and Nipissing road to the narrows of Eagle Lake, in the Township of Machar. The length of the line to the Narrows is seven miles.

Two miles of this distance, from the Rosseau and Nipissing road, is grubbed and graded as a summer road; the rest of the distance, five miles, is only chopped out and logged, and formed as a winter track.

Expenditure, \$1,081.09.

11. EAGLE LAKE BRIDGE.

This bridge was built by contract.

It is built across the Narrows alluded to in the foregoing work, and forms an entire length of 361 feet.

There is a span of 40 feet over the deep water portion of the narrows. The rest of the distance on either side of the span is passed on a series of framed bents or tressel work, well braced and strongly hand railed on both sides throughout the entire length.

Expenditure, \$800.

12. FOURTH CON. LINE (BRUNEL).

This line has been opened from the Port Sydney Road, a distance eastward of three and a half miles.

The first two miles of the above distance are very well completed.

The last one and a half miles are not so well finished.

Expenditure, \$500.

13. GURD ROAD.

This road has been prolonged this season a distance of six miles and twenty-eight chains. It reaches now to lot 34 in the Township of Himsworth.

The whole length of line now opened is about eleven and a half miles, from Comanda Creek on the Rosseau and Nipissing Road to the above lot 34. The road built this season is of a very superior character.

The road now extends to the east side of the South River; a bridge over which is very much needed by the settlers.

Expenditure, \$1021.92.

14. GRAVENHURST AND BAYSVILLE ROAD.

This is a new road located in 1878. It leads from a point about two miles west of Baysville Village, on the Macaulay Road, southward through the townships of McLean and Draper, and is intended to connect with the roads south of Peterson Road so as to form a nearly direct line to the village of Gravenhurst.

Thirteen miles of the line have been opened. Ten miles of this distance is new road and three miles are distances taken up on settlers roads lying in the same course. These last have been improved.

The line has been only completed as a winter road.

Expenditure \$1,012.73.

15. INDIAN PENINSULA ROAD.

This is a line of road opened through the townships of Eastnor and Lindsay, near Colpoys Bay, to assist the settlers in the Indian Peninsula, in the County of Bruce. The statute lines have mainly been adhered to. Seven miles have been worked over and made fit for travel this season.

Expenditure, \$800.81

16. JUNCTION No. 1 ROAD.

The easterly end of this road from its junction with Rosseau and Nipissing road in the township of Spence, has been improved westward a distance of four miles.

The work is tolerably well done.

Expenditure, \$580.24.

17. KEARNEY'S BRANCH ROAD.

This road branches from the Perry and Monteith road, at Kearney Post Office, in Perry, and extends northward towards the town line between Bethune and Proudfoot, where the new Bethune bridge, formerly described, crosses the Maganetawan River.

Only one-and-a-half miles of this road are graded and finished. A further distance of two or three miles has been chopped out, but that portion is at present useless for travel.

Expenditure, \$999.62.

18. KATRINE BRIDGE.

This bridge is built over the south branch of the Maganetawan River, on the Armour road. It is similar to the bridge built at Burk's Falls. It is an excellent structure and has been gratefully received by the settlers as an immense boon to that section of the country.

Expenditure, \$876.40.

19. MUSQUOSH ROAD.

Considerable repairs have been effected on this line which had been urgently petitioned for the past two years.

The part improved is from the sixth mile post from Gravenhurst to Glen Orchard post office, a distance of eleven miles and a half. The repairs are very well performed considering the great distance passed over and the limited amount expended.

Expenditure, \$806.20.

20. MUSKOKA ROAD, No. 1.

Permanent repairs have been made upon this road, reaching from the village of Bracebridge past the junction of the Parry Sound Road, a distance of six miles. In this distance a great deal of heavy hill work has been done.

The hills are very numerous on this part of the road, and a very superior improvement of them is reported by the Inspector.

The road is also heavily graded throughout the distance, and substantial culverts placed wherever needed.

Expenditure, \$3,541.53.

21. MUSKOKA ROAD, No. 2.

The Muskoka Road has been further extended this year through new lands from Burk's Falls to the boundary of Strong, a distance of four-and-a-half miles.

The road has been built upon "Specification No. 2, improved," and is reported by the Inspector to be very well done indeed.

Expenditure, \$1,226.69.

22. MUSKOKA ROAD, No. 3.

The improvement under this head consists mainly of several deviations made from the old line to avoid high, rocky, and very difficult hills. Two and three-quarters miles of nearly all new road have been thus made, forming a very essential improvement. The hills are all north of Huntsville, and chiefly in the township of Chaffey.

Expenditure, \$1,266.46.

22. MONTEITH AND PERRY ROAD, No. 1.

This road has been repaired from Rosseau and Nipissing Road eastward over the distance of eight miles.

The repairs are comparatively of a superficial character owing to the small sum expended and the great distance wrought over.

They are, however, reported to be judiciously made, and render this part of the road very passable for teams. It was formerly all but impassable.

Expenditure, \$528.60.

24. MONTEITH AND PERRY ROAD, No. 2.

This road has been extended for two and a half miles further eastward into the township of Bethune.

The work was commenced at Kearney Post Office, and was prolonged into the new township of Bethune.

Very many settlers have moved into this township last year, and the line upon which this road is built is represented as being located far in advance of the terminus of the road.

Expenditure, \$497.20.

25. MACAULAY ROAD.

The Macaulay road has been prolonged a further distance toward the Cedar Narrows in the township of Ridout. The terminus of the work now reaches to the south side of St. Mary's Lake, within three miles of the Narrows.

Four miles have been built this season. The work is reported to be exceedingly well done.

Expenditure, \$990.03.

26. MILLS ROAD.

This road branches from the Northern road at lot 27, in the 10th concession of Ferrie. It proceeds from the above point in a northerly direction through the township of Mills, crossing Wolf River at lot 24, in the 3rd concession of the last named township. Eight miles of the line have been opened, reaching four miles beyond the river.

The road has been well made, but the location is described as being exceedingly hilly and rough.

A bridge is imperatively required over Wolf River.

Expenditure \$2,012.87.

27. MAGANETAWAN ROAD.

About one mile of this short road has been repaired between Rosseau and Nipissing Road and the Distress River.

Expenditure \$254.54.

28. NIPISSING EXTENSION ROAD.

Six miles of this line have been wrought over; commencing at South River, and extending easterly towards South-East Bay. Two-and-a-half miles of the above distance is completed as a wagon road. The remaining three-and-a-half miles is only brushed out as a winter sleigh track.

The work is described as tolerably well done.

Expenditure \$501.01.

29. NORTHERN ROAD, No. 1.

Permanent improvements have been made on this road over a distance of three miles and fourteen chains. This distance lies southward of the village of McKellar.

The improvements embrace first a deviation from the latter point of sixty chains in length.

On this deviation there are two trestle bridges, one, one hundred and eighty feet long, and another sixty-six feet long. The second deviation is forty chains in length. On it there is one log bridge sixty feet long.

Some repairs have also been made over about three miles of the road still further southward.

The above distance of three miles and fourteen chains have been heavily ditched and graded, and supplied with thirty-six culverts.

Expenditure \$3,191.78.

30. NORTHERN ROAD, No. 2.

The repairs made under this head embrace a distance of twelve miles on the Rosseau and Nipissing end of the line. They consist of the building of trestle bridges, clearing brush and some side ditching. Some crossways also have been improved.

Expenditure \$550.

31. NORTH-WEST ROAD.

This road has been extended four miles farther towards Shawanaga. These four miles have been well completed. A farther distance of three-quarters of a mile have been brushed out.

Expenditure, \$937.33.

32. ORANGE VALLEY ROAD.

This road begins on the Rosseau and Nipissing Road, in the 5th concession of the township of Spence.

It has been opened in a westerly direction three and a half miles.

The road is reported as tolerably well made.

Expenditure, \$974.63.

33. OTTER LAKE ROAD.

Two and a half miles have been built on this line, extending southward from the operations of last year.

The work is reported to be very well performed.

Expenditure, \$421.

34. PORT VERNON ROAD.

This line leads southward from the Village of Port Vernon, at the head of Vernon Lake, in the Township of Stadel. The road has been extended a distance of two miles through new lands. Two miles, also, of the old road near the village have been repaired.

Expenditure, \$695.54.

35. PORT SYDNEY AND MUSKOKA ROAD.

This is a line leading direct from the boat landing, at the foot of Mury's Lake, to the Muskoka Road, which it enters about a mile south of Utterson. About two miles of the line have been repaired.

One and a half miles of this distance is continuously repaired and the remaining half mile in the worst places.

The object of this road is to afford more direct accommodation to boat passengers to Bracebridge.

Expenditure, \$224.98.

36. PARRY SOUND ROAD.

The repairs made this season are on the easterly division of this road, between Rosseau Village and the Muskoka Road Junction.

Eight miles have been improved. Two miles from Rosseau have been permanently repaired, and the remaining six miles have been made passable.

Expenditure, \$1997.02.

37. POVERTY BAY ROAD.

This road commences at the Maganetawan Village, on Rosseau and Nipissing Road, and leads to some settlements westward in the township of Croft.

About three-and-a-half miles have been opened.

Expenditure, \$1007.47.

38. PENINSULA ROAD.

The Peninsula Road in the township of Medora, has been prolonged two miles further. The work is reported as being well done. The line now reaches to within a short distance of the north town line of Medora.

Expenditure, \$507.

39. PORT SYDNEY ROAD.

This road has been prolonged about half-a-mile along the shore of a small lake south of Stephenson town line, and also through a tamarac swamp.

Expenditure, \$189.47.

40. ROSSEAU AND NIPISSING ROAD.

About seven miles of permanent repairs have been made on this road, reaching to within a short distance of Commanda Creek, in the township of Gurd.

Besides these permanent repairs, improvements were made southward, from the Maganetawan, over the worst parts of the road, a distance of eight miles.

Expenditure, \$4,179.03.

41. SEGUIN RIVER BRIDGE.

This is a bridge constructed over the Seguin River on the Macdougall road. It is a good king-post bridge of 60 feet span, built by contract.

Expenditure, \$250, balance of account.

42. STEPHENSON ROAD.

This road has now been opened from the Muskoka Road to the west bay of the Lake of Bays.

Five miles have been built this season completing the line to the above point.

The work is reported as being well performed.

Expenditure, \$1,029.56.

43. STEPHENSON BRIDGE (*repairs*).

Some very important repairs have been made on this structure.

The water had undermined the easterly pier and wing wall to a very serious extent. The east bank is composed of running sand, and it has been found very difficult to secure it against damage.

The improvements to the bridge this season are the best and most permanent yet effected.

Expenditure, \$335.

44. SOUTH RIVER BRIDGE.

This bridge is constructed over the south river on the Rosseau and Nipissing road. The total length of this bridge is 200 feet. The main span is 80 feet in length and is supported by an excellently framed queen post truss.

The whole structure is reported as finished in a superior and workmanlike manner.

Expenditure, \$1,145.00.

45. STISTED ROAD.

Five miles and three-quarters of this road have been repaired. The repairs were taken up this season where they ended last year, and were continued to within a short distance of the south town line of McMurrich.

The work is reported as being satisfactorily done.

Expenditure, \$197.88.

46. SINCLAIR AND CHAFFEY (TOWN LINE ROAD).

This work lies between a point called Maud Broad, on the above line, and Winters settlement.

Some three miles of the line have been improved making a passable road between the above points.

Expenditure, \$256.28.

47. SCOTIA ROAD.

This is a short but important piece of road, for the convenience of the settlers in Perry and Bethune to reach McGill's grist and saw mill in Perry.

The line branches from the Monteith and Perry Road at Kearney's Post Office, and leads southward to the above mills.

Two and three-quarters miles have been made in a satisfactory manner.

Expenditure, \$500.

EAST DIVISION.

1. ADDINGTON ROAD, No. 1.

The overseer has gone over a very long distance on this road.

He has repaired fifteen miles, commencing at Cloyne Post Office, and terminating at Massanoga Bridge.

The work is reported as tolerably well done, and the road is described as being in a very passable condition throughout.

Expenditure, \$1,021.88.

2. ADDINGTON ROAD, No. 2.

Four and a half miles of that part of this road, lying north of Madawaska bridge have been improved.

The work was commenced at the Peterson Road intersection, and was prolonged southward over the above-named distance.

A log bridge, about one and a half miles north of the Madawaska River, which had been destroyed by fire, was also rebuilt.

Expenditure, \$825.56.

3. ADDINGTON ROAD, No. 3.

Nine miles of this road were also repaired southward from Cloyne Post Office, and are reported as very well performed.

Expenditure, \$447.57.

4. ADMASTON ROAD

Under the above head twelve miles of road have been repaired on the road leading from Renfrew to Douglas, commencing three miles west of Renfrew and ending one mile east of Douglas.

One log pier bridge has been built within this distance, two hundred and fifty feet long. Besides the above work, two-and-a-half miles of the line between lots 18 and 19, across the 6th and 7th concessions, have been substantially repaired, making in all four-and-a-half miles of road repaired this season.

Expenditure, \$997.45.

5. ALGONA AND HAGARTY ROAD.

This work is done first on the line between the second and third concessions of the township of Hagarty, viz :—from lot eight eastward to townline. Again, the same line continued in Algona on the Eganville Road two miles further eastward.

Altogether, four miles.

Expenditure, \$481.71.

6. BOBCAYGEON ROAD, No. 1.

The work on this road is done in two sections.

First, Commencing at the village of Kimmount and extending to the village of Minden, twelve miles, and

Second, commencing at lot 20, in the township of Stanhope, north of the Peterson Road, and ending at lot 39 in the same township, two-and-a-half miles, in all, fourteen-and-a-half-miles.

This work is reported as being well done, especially the greater distance, between Kimmount and Minden.

Expenditure, \$2,051.79.

7. BOBCAYGEON ROAD, No. 2.

Some repairs have also been made south of Kimmount Village.

Seven miles have been improved on this section by grading, drainage, and repairs of crossways.

Expenditure, \$272.02.

8. BUCKHORN ROAD.

Repairs have been made on this road in the north part of Harvey and the southerly part of Cavendish.

Two-and-a-half miles have been improved, including in the same distance thirty-three rods of crossways.

Expenditure, \$225.62.

9. BARRIE ROAD.

The work here was commenced three-and-a-half miles from the Addington Road, or at the terminus of last year's work. Two-and-a-half miles were opened. The grading of the road is not nearly completed.

Expenditure, \$450.91.

10. BAGOT ROAD.

This improvement was commenced at the boundary line between Bagot and McNabb thence westerly along the northerly bank of the Madawaska river, or what is called the Old Madawaska Road, nine and three-quarter miles. Two-and-a-quarter miles of the road are reported as being exceedingly rough and stony, and expensive to improve.

Expenditure, \$815.93.

11. BURLEIGH ROAD.

Sixteen miles of this line, from Monck road, southward, have been partially repaired. The work consisted of repair of broken crossways, grading and drainage.

Expenditure, \$769.10.

12. CHANDOS ROAD.

Five miles of this road have been repaired, commencing at the Burleigh road, with which it connects, thence eastward toward Crow river, the present terminus of the road.

Eighty-two rods of crossway were also built within the above distance.

Expenditure, \$430.

13. CAMERON ROAD.

The repairs on this road were commenced at the village of Coboconk and extended from thence two miles.

Then again commencing at Moore's Falls, they were carried through to the village of Minden. This latter distance is twelve miles, making in all a total distance of fourteen miles repaired.

Expenditure, \$999.49.

14. COBDEN ROAD.

The work on this road this season consists, 1st, of three and a quarter miles of graveling. From Cobden Village westward, two miles have been gravelled, and again from the village of Occola one and a quarter miles.

2nd. Three miles, in addition to the above distances, have been repaired by grading, drainage, etc. ; six and a half miles improved in all.

Expenditure, \$1,000.64.

15. CARDEN ROAD.

About 6 miles of this road have been repaired.

The road follows mainly the line between the 8th and 9th concessions.

Considerable work on the above distance has been done across a beaver meadow, where the road has been heavily ditched and gravelled.

Expenditure, \$150.

B-sides the above work 6 miles of another line were repaired in the same township.

Expenditure, \$150.

16. DENBIGH ROAD.

This road begins on lot 20, Addington Road, in the township of Denbigh. The course of the road from this point is in a north-easterly direction.

Four miles of the line have been opened this season. The work is tolerably well done and generally well graded.

Expenditure, \$1,046.04.

17. DEER LAKE ROAD.

This road is in the township of Cardiff.

It commences on the Monek Road on lot 16 in the 12th Concession. It passes from thence in a north-easterly direction to the 21st concession, thence north-westerly through the said concession to the boundary of the township, and along the boundary west to lot 18, ten miles.

The road has been improved throughout. Some deviations have been made from the old line.

Expenditure, \$477.71.

18. FRONTENAC ROAD.

The repairs on this road were commenced at the Village of Parham, a Post Office on the line thirty miles south of the Mississippi River. From Parham, for three miles, substantial and continuous repairs have been made.

On the north end, from Mississippi River for one mile southward, a piece of new road has been made ; a deviation from the old line to avoid several rocky hills. Between the end of this distance and the three miles repaired on the southerly end, slight repairs have been made throughout the whole distance.

Expenditure, \$800.57.

19. GLAMORGAN BOUNDARY ROAD.

Repairs were made on a part of this boundary commencing at Monek Road and proceeding northward.

The main improvement is a long crossway over a wet tamarac and cedar swamp. This swamp is one hundred and thirty-five rods across, and is distant from the Monk Road forty rods.

About one half of the crossway is covered with clay. Whole distance repaired something over half-a-mile.

Expenditure, \$202.27.

20. HASTINGS ROAD.

The overseer of this road work commenced at the distance of two miles south of Umfraville. These two miles were well repaired.

Then from Umfraville a deviation was made from the old line to avoid some very heavy hills.

This deviation was three miles long, and is an entirely new road.

Total distance improved, five miles.

Expenditure, \$1,000.

21. HORTON AND ROSS ROAD.

The improvements on this road were commenced one mile south of the town line between the townships of Horton and Ross, and extend north-westerly two miles. The line is described as being exceedingly rough, broken by frequent ravines.

Pier log bridges were built across two of these. The work is reported as being well done.

Expenditure \$750.

22. HAGARTY ROAD.

There are but two-and-a-half miles of this road repaired, on the town line between Brudenel and Hagarty.

The work is reported as being well performed, and of an expensive character.

Expenditure \$803.89.

23. HAGARTY AND BRUDENEL.

Seven-and-a-quarter miles of the above so-called road, which is really a section of the Opeongo road, have been repaired.

The work was commenced one-half mile west of the Peterson Road Junction in the township of Brudenel, and was extended eastward over the above distance.

The improvements are reported as being very well performed.

Expenditure \$845.14.

24. JUNCTION ROAD.

This is a line opened between the Frontenac Road in the township of Clarendon, eastward to a station on the Kingston and Pembroke Railway.

Seven miles have been opened and improved.

Expenditure \$425.22, on account.

25. L'AMABLE BRIDGE.

This bridge is on the Hastings Road, near the Jerman Mills.

The old bridge, built some twenty years ago was rotted completely away. A good substantial structure has been made. It is 109 feet long, supported by framed bents 12 feet high, covered with 4-inch pine plank, with good hand-rail on either side.

Expenditure \$244.57.

26. McNABB ROADS.

The work under this head consists of some repairs done to a number of short settlers' roads, in the above township, to the extent of three miles and three-quarters in all.

Expenditure \$489.68.

27. MONCK ROAD, No. 1.

Six miles of this road have been very well repaired this season, commencing at the Victoria Road, and extending westward to the close of the work of last season.

Expenditure \$1,120.65.

28. MONCK, No. 2, ROAD.

These repairs have been made from the 16th lot of Cardiff westward, over a distance of seven miles, extending to within about half a mile of the Burnt River.

Expenditure, \$320.05.

29. MINDEN ROAD.

This work consists of the opening of six-and-a-half miles of the above road from its intersection with the Peterson Road to Gull river crossing between Green and Maple lakes.

The road has been well made.

Expenditure, \$947.45.

30. MISSISSIPPI ROAD.

Certain improvements have been made on this road, over a distance of twenty-eight miles. The work was commenced at the intersection of the Addington Road and carried eastward.

The first five miles of this distance were thoroughly repaired, seven miles were repaired in the worst places, and over the last sixteen miles the broken crossways only were mended.

Expenditure, \$816.56.

31. MASSANOGA BRIDGE.

This is a long log pier bridge on the Addington Road where it crosses the Narrows of Massanoga lake in the township of Abinger.

It has been entirely renewed under a contract this season.

The bridge is 315 feet long. It is guarded by a strong hand-rail on either side and covered with flatted timber.

Expenditure, \$550.

32. METHUEN ROAD.

The entire length of this road has been partially repaired, from its commencement on the Chandos road to its termination southward at Sand lake.

Expenditure, \$303.26 on account.

33. PERTH ROAD.

Two and-a-half miles of this road have been substantially repaired commencing at Loboro' lake extending northward.

Expenditure, \$539.18.

34. PERRAULT SETTLEMENT ROAD.

These repairs were commenced at the intersection of the above road with the Opeongo road and were carried northward over three and-a-half miles.

Expenditure, \$839.50.

35. PETEWAWA BRIDGE.

This is a contract work.

The Petawawa Bridge is a very important structure. It is a combined Howe truss and queen post bridge, built eighteen years ago.

The main span of this bridge is 120 feet.

Some of the chord timbers are decayed. To secure the bridge for three or four years longer, a solid cut-water pier has been built under the chords at the centre of the span.

The work is reported to be well done and effective for the preservation of the bridge for a few years.

A part of the roadway of the bridge was also repaired with new planking.
Expenditure, \$250.

36. PETERSON ROAD.

This work was commenced at the distance of five miles west of the Hastings road.

From this point a new road has been opened. The old road ran over a succession of abrupt and high hills. The new road deviates to the southward and is a superior road.

It reaches to within two miles of the lands of the Canada Land and Immigration Company.

Expenditure, \$1,000.

37. PEMBROKE AND MATTAWAN ROAD.

These repairs were begun three miles west of the village of Pembroke, and were carried over a distance of three miles.

They are reported as being substantially and well made.

Expenditure, \$1,267.60.

38. SYDENHAM AND FERMOY ROAD.

This work was begun in the township of Loboro' about three miles north of the village of Sydenham.

The improvements were continued northward to the village of Fermoy, a distance of seven miles.

They are reported as well and substantially done.

Expenditure, \$527.23.

39. SHAMROCK ROAD.

This is really a part of the Opeongo Road. The section repaired under the above head is locally known as the Shamrock Road.

The repairs were commenced at the village of Shamrock and extended eastward to Renfrew village, a distance of eleven miles.

Expenditure, \$750.89.

40. STANHOPE ROAD.

This short road is considered as a branch of the Bobcaygeon, in the township of Stanhope. It commences to the north of the Peterson Road and terminates on lot 10, in the 4th concession of the above township, a distance of 3 miles.

Expenditure included in Bobcaygeon Road No. 1.

41. TAMWORTH ROAD.

The work on this road was commenced at the distance of two miles north of the village of Arden. The improvements embrace a distance of two miles. It appears from the Inspector's Report that this work is a deviation from the old line to avoid hills. The road is consequently a new one in this part. It is reported as being well done.

Expenditure, \$804.26.

42. VICTORIA ROAD.

The repairs on this line were commenced about two miles south of the Monek line intersection, and were extended northward a distance of four miles. The work has been very well performed. It has consisted mainly of grading, ditching, and crossway covering.

Expenditure, \$507.

43. VICTORIA BRIDGE.

This bridge is built across the Black River, on the Victoria Road, a short distance south of the townline of Dalton. It is 156 feet long, and 16 feet wide. The main span is 60 feet long, supported by a well-framed king post truss, with diagonal and lateral braces. The chords are bolted and the truss frame bolted and plated throughout. The flooring is of flatted timber, and the approaches are covered with flatted cedar. A strong hand rail extends throughout, on either side. The piers rest on solid rock foundations.

Expenditure, \$679.

44. YORK RIVER BRIDGE.

This is a new bridge built across the York Branch of the Madawaska River, on the Hastings Road, to supply the place of the old one, constructed about eighteen years ago.

The bridge is 136 feet long. The span is sixty feet clear. The two abutment piers are 16 and 13 feet high, respectively, built of square white pine tied in each round. They are filled with stone. The approaches are respectively 50 and 26 feet, covered with flatted cedar.

Expenditure, \$783.12.

SUMMARY OF EXPENDITURE ON COLONIZATION ROADS IN 1879.

I.

NORTH DIVISION.

1. Base Line Road	\$1,038 35
2. " " Branch Road	500 00
3. Batchawaung	"	2,078 64
4. Bruce Mines	"	280 00
5. Bridge in Lefroy	"	150 00
6. Campment d' Ours	"	520 35
7. Gore Bay	"	963 77
8. Great Northern	"	669 47
9. Hilton	"	501 32
10. Honora Bay	"	700 00
11. Killarney	"	493 85
12. Kaministiquia	"	995 71
13. Little Current	"	864 92
14. Manitowaning	"	523 10
15. Mudge Bay	"	780 27
16. Milford Haven	"	250 00
17. Oliver	"	2,977 31
18. Otter Tail Lake	"	750 00
19. Port Lock	"	1,260 24
20. Pigeon River	"	981 70
21. Providence Bay	"	969 40
22. Rock Lake	"	450 00
23. Rose and Lefroy	"	353 10
24. Rose and Lefroy Bridge	250 00
25. Sanfield Bay Road	542 10
26. Tenby Bay	"	696 39
27. Thessalon	"	1,056 18

II.

\$22,596 17

WEST DIVISION.

1. Ahmik Road	\$250 00
2. Armour "	1,001 87

Carried forward \$1,251 87

	<i>Brought forward</i>	\$1,251 87
3.	Burk's Falls Bridge	648 59
4.	Bethune "	800 00
5.	Brunel Road	349 12
6.	Christie "	1,036 18
7.	Cardwell "	945 87
8.	Cedar Narrows Bridge	1,052 25
9.	Dalton and Washago Road	982 97
10.	Eagle Lake "	1,081 09
11.	" " Bridge	800 00
12.	Fourth Con. Brunel Road	500 00
13.	Gurd "	1,021 92
14.	Gravenhurst and Baysville Road	1,012 73
15.	Indian Peninsula "	800 81
16.	Junction No. 1 "	580 24
17.	Kearney Branch Road	999 62
18.	Katrine Bridge	876 40
19.	Muskoka No. 1 Road	3,541 53
20.	" " 2 "	1,226 69
21.	" " 3 "	1,266 46
22.	Monteith and Perry No. 1 Road	528 60
23.	" " 2 "	497 20
24.	Musquosh "	806 20
25.	Macaulay "	990 03
26.	Mills "	2,012 87
27.	Maganetawan "	254 54
28.	Nipissing Extension "	501 01
29.	Northern No 1 "	3,191 78
30.	" " 2 "	550 00
31.	Northwest "	937 33
32.	Orange Valley "	974 63
33.	Otter Lake "	421 00
34.	Port Vernon "	695 54
35.	Port Sydney and Muskoka "	224 98
36.	Parry Sound "	1,997 02
37.	Poverty Bay "	1,007 47
38.	Peninsula "	507 00
39.	Port Sydney and Baysville "	189 47
40.	Roesseau and Nipissing "	4,179 03
41.	Stephenson "	1,029 56
42.	Scotia "	500 00
43.	South River Bridge	1,145 00
44.	Stisted Road	497 88
45.	Stephenson Bridge	335 00
46.	Seguin River "	250 00
47.	Town Line Chaffey Road	256 28

III

\$47,253 76

EAST DIVISION

1.	Addington No. 1 Road	\$1,021 88
2.	" " 2 "	825 56
3.	" " 3 "	447 57
4.	Admaston "	997 45
5.	Algona and Hagarty "	481 71

Carried forward

\$3,774 17

	<i>Brought forward</i>	\$3,774 17
6.	Bobcaygeon No 1 Road	2,051 79
7.	“ “ 2 “	250 00
8.	Buckhorn “	250 00
9.	Barrie “	450 91
10.	Bagot “	815 93
11.	Burleigh “	800 00
12.	Chandos “	400 00
13.	Cameron “	999 49
14.	Cobden “	1,000 64
15.	Carden “	300 00
16.	Denbigh “	1,046 04
17.	Deer Lake “	477 71
18.	Frontenac “	800 57
19.	Glamorgan and Monmouth Road	202 27
20.	Hastings “	1,000 00
21.	Horton and Ross “	750 00
22.	Hagarty “	803 89
23.	Hagarty and Brudenel “	845 14
24.	Junction “	425 22
25.	McNabb “	489 68
26.	Monck No. 1 “	1,120 65
27.	Monck No. 2 “	320 05
28.	Minden “	947 45
29.	Mississippi “	816 56
30.	Massanoga Bridge	550 00
31.	Methuen Road	300 00
32.	Perrault's Settlement Road	839 50
33.	Peterson “	1,000 00
34.	Petewawa Bridge	250 00
35.	Pembroke and Mattawan Road	1,267 60
36.	Perth “	539 18
37.	Sydenham and Fermoy “	527 23
38.	Shamrock “	750 89
39.	Tamworth “	804 26
40.	Victoria “	507 00
41.	Victoria Bridge	679 00
42.	York River “	783 12
43.	L'Amable “	244 57

\$32,165 27

RECAPITULATION.

1.	North Division	\$22,596 17
2.	West “	47,253 76
3.	East “	32,165 27
4.	Inspection and Locations	3,639 68
5.	Balances of 1878	6,248 94

\$111,903 82

No. of miles of new road made	240
No. “ “ “ old roads repaired	379½
No. “ large bridges built	16
No. “ “ “ repaired	2

SURVEYORS' REPORTS.

Appendix No. 22

DISTRICT OF PARRY SOUND.

TOWNSHIP OF MOWAT.

SARNIA, ONTARIO,
November 12th, 1879.

SIR,—I have the honour to report that in accordance with your instructions, dated 17th June, 1879, I have completed the survey of the township of Mowat. About the 17th June, I proceeded by way of Collingwood and Georgian Bay, to the mouth of French River, thence by tug steamer to the east boundary of Mowat, where I commenced work. Having surveyed this line myself last year, I made it the base of the survey, and ran the easterly concessions and side lines, carrying the work northward to French River. I then carried up the western part, winding up the survey at the north-west corner of the township on French river.

All that portion of the township lying south of concession line 10 and 11, and north between side line 30 and 31 and the west boundary to French River may be described as burnt country, and rather below the average, although some fine tracts occur in the vicinity of the Key and Portage Lake. The timber is principally scrub pine and poplar, white birch, balsam, etc. The balance of the township to the north of concession line 10 and 11 and east of side line 30 and 31, will compare favourably with any land in the Parry Sound District. The soil being principally clay, with occasional patches of sandy loam, fully two thirds of this portion being well suited for agricultural purposes.

The timber being black birch, pine, hemlock, balsam, maple, etc. The only pine of any consequence in the township is to be found along both sides of the Pickerel river, extending about a mile inland.

There are but few lakes in this township and none of any importance.

On the whole I think it will, before long, be one of the most important townships in the District. The good land forming one unbroken chain with that of Blair and McConkey, and affording room for a large and prosperous settlement.

The terminus of the G. B. Branch, Canada Pacific Railway, will be somewhere in the vicinity of side line 5 and 6, Concession 17, South of the Pickerel river.

The only clearing found was about six acres on Kidd's location.

I would recommend that sufficient land to the west of Kidd's location, be reserved for a town plot.

I have the honour to be, Sir,
Your obedient servant,

THOS. BYRNE,
Provincial Land Surveyor.

The Honourable T. B. PARDEE,
Commissioner of Crown Lands,
Toronto.

Appendix No. 23.

TOWNSHIP OF WALLBRIDGE.

PARRY SOUND, ONTARIO,

December 3rd, 1879.

SIR,—I have the honour to report that under instructions from your office dated June 11th, 1879, to subdivide the township of Wallbridge into farm lots, I proceeded to said township about the middle of June, and after locating my supplies at different points along the Maganetawan River, I commenced said subdivision by chaining and posting the south boundary from the south-east angle westward to side line ten and eleven, where I observed Polaris on the night of the 26th, on eastern elongation, and ran said side line on a course N. 20° 51' 40" W. Ast., and continued my work, carrying the belt between the east boundary and the Indian Reserve northward to the north boundary, which I found had been run by P. L. S. Byrne; thence westward, using the north boundary as my base, and carrying along all that part lying between the Maganetawan River, (which is the north boundary of the Indian Reserve) and the north boundary of the township as far as side line thirty-five and thirty-six, which was as far as Mr. Byrne had carried the north boundary. Here I observed Polaris on the night of August 18th, and continued said north boundary westward to the Georgian Bay, thence working southward, and finishing my survey the last of September.

The township of Wallbridge contains but a small percentage of good land, there only being about ten thousand acres in the South-east corner, and a few hundred, but in small pieces, along the Naiscootyong River that are fit for settlement, or where a settlement could be formed. This part of the township is well timbered with hard-wood and pine of a good quality, the soil being generally a good sandy loam, but in places clay. The remainder of the township has all been burned over and the timber destroyed, but has since grown up with small brush. There is a clearing of about thirty acres of good land on lots fifteen and sixteen, in the fifth concession, another on lots thirty-three and thirty-four, in the fourteenth concession, containing fifteen acres, and another containing ten acres on lots forty-six and forty-seven, in the fourteenth concession, at the outlet of Still River. These clearings have all been made by persons in the employ of the Maganetawan Lumber Company, and are occupied by said Company. The greater part of the township is drained by the Maganetawan River, which enters the township on the east side, in the fourth concession, and empties into Byng Inlet, opposite the most easterly of the Maganetawan Lumber Company's Reserves. Byng Inlet opens up from the Georgian Bay at the north-west corner of the township. The Maganetawan Lumber Company has two large saw-mills situated on the Inlet and employ about two hundred men.

I have the honour to be, Sir,

Your obedient servant,

DAVID BEATTY,

Provincial Land Surveyor.

The Honourable T. B. PARDEE,

Commissioner of Crown Lands,
Toronto.*Appendix No. 24.*

DISTRICT OF NIPISSING.

TOWNSHIP OF BUTT.

DUBLIN, ONTARIO,

December 9th, 1879.

SIR,—In accordance with instructions received from you dated the twelfth day of June, 1879, to proceed to and survey the township of Butt, in the district of Nipissing,

into farm lots of one hundred acres each, I commenced the survey on the tenth day of July, by measuring from the south-west angle of the township, northerly along the boundary between the townships of Proudfoot and Butt, the depth of the first and second concessions. I then ran the line in the centre of the road allowance between the second and third concessions on the required course of north $69^{\circ} 8' 20''$ east, to the centre of the road allowance between lots numbers five and six, making the lots twenty chains in width and the road allowances one chain in width. I then ran the line in the centre of the road allowance between lots numbers five and six the depth of the second and first concessions to the boundary between the townships of McCraney and Butt. I then ran the line in the centre of the road allowance between the townships of McCraney and Butt westerly from the line between lots numbers five and six to the boundary between the townships of Butt and Proudfoot, I ran the boundary between the townships of McCraney and Butt, westerly from the side line between lots numbers five and six, because the ground was so rough and broken at the south-west angle of the township, as to make it very difficult to run a correct line from that point. I ran the boundary between the townships of McCraney and Butt, easterly from the side line between lots numbers five and six, and the line between the second and third and the line between the fourth and fifth concessions easterly to the east boundary. I also ran the side road lines between each fifth and sixth lot and the east boundary across those four concessions. I then ran the east boundary across the fifth and sixth and seventh and eighth concessions. I then ran the line between the sixth and seventh concessions and the line between the eighth and ninth concessions, westerly to the west boundary. I also ran the different side road lines across those four concessions. I then ran the line between the tenth and eleventh concessions, and the line between the twelfth and thirteenth concessions, easterly to the east boundary. I also ran the side road lines and the east boundary northerly from the line between the eighth and ninth concessions to the north boundary. I also chained the north boundary and planted the posts for the lots fronting on it.

I ran all the lines in the centre of the road allowances. I planted posts of the required dimensions and of the best timber which I could conveniently obtain at the corners of the lots at the distance of fifty links on each side of the line in the centre of the concession road allowances, with the numbers of the lots and concessions marked on them. I also planted posts on the line of survey with the numbers of the lots marked on their east and west sides, as guides to the lot posts.

In carrying out this survey I have conformed closely with the Instructions.

The township of Butt is very much broken with hills and rocky ridges. The soil is sand and sandy loam. There are a great many small lakes in the township. The timber is principally birch, maple, balsam, beech, pine, cedar and tamarac. The pine is a good deal scattered, there not being a sufficient quantity of it together to make it valuable for lumbering purposes.

There is a mill site with a fall of about twenty feet on the south branch of the Maganetawan River, on lot number five on the ninth concession.

The best land is in the second, third, fourth and fifth concessions. There is a good deal of swamp along the east boundary, and in the north-east portion of the township.

The land in general in this township, owing to its hilly surface and light soil is not as well adapted for the growth of grain, but is better suited for grazing and stock-raising than the land in the adjoining townships on the south and west.

I met with no stratified rocks during the survey. The fixed rock is granite and it is covered in a great many places with only a few inches of soil.

The water runs west in the west portion, south in the south-east portion and east in the north-east portion of the township.

All of which is respectfully submitted.

I have the honour to be, Sir,

Your obedient servant,

J. J. McKENNA,

Provincial Land Surveyor.

The Honourable T. B. PARDEE,
Commissioner of Crown Lands,
Toronto.

Appendix No. 25.

TOWNSHIP OF PAXTON.

MOUNT FOREST, ONTARIO,
November, 1879.

SIR,—I have the honour to submit to you my final report on the survey of the township of Paxton, surveyed under instructions from your department, dated the 12th day of June, 1879.

This township is situated in the district of Nipissing, and is bounded as follows: on the south by the new township of Butt; on the west by the township of Joly, in the district of Parry Sound; on the north by the new township of Ballantyne; and on the east by the unsurveyed lands of the Crown.

As instructed, I commenced the survey at the south-west angle of the township, and after an observation of Polaris, I ran the south boundary north $69^{\circ} 08' 20''$ east a distance of three hundred chains laying off the different lots, with their respective widths of twenty chains each, numbering them from west towards the east, also allowing for the road allowance one chain in width between every fifth and sixth lot. From this point I also retraced the easterly boundary of Joly and at the proper distance laying off the concession line between concessions two and three, parallel with the south boundary, also on these lines giving each lot its proper width, and allowing for the road allowance. I also checked with the side lines running from the south boundary between lots 5 and 6, and lots 10 and 11, at right angles to the boundary. I continued the work in this manner until I reached the north boundary. I then returned towards my south boundary, running the lines between lots 20 and 21 and extending the different concession lines to the side line between lots 25 and 26. Upon reaching my south boundary, I extended it to the east boundary, laying off the lots and side lines as before. On reaching the line between lots 30 and 31, I moved northerly on this line, at the same time running the line between lots 25 and 26, extending the different concession lines to, and running the east boundary as well as the line between lots 30 and 31, and finishing the township at the north-east angle.

I also surveyed the different lakes as I met with them during the progress of the survey. This township might almost be said to be situated directly on the height of land, with the north branch of the River Maganetawan having its head waters in the different lakes at the south-west part of the township, and running through the township of Joly, on the east and thence to Georgian Bay. The south river with two branches, one rising almost at the south-east angle of the township and joining the other branch which runs along the north part draining the north-east angle and north part, and empties into Lake Nipissing, and the Petawawa River, rising in the lakes on lots 16, 17 and 18, in concessions 3 and 4, thence almost directly along the side road between lots 15 and 16 to concession 1, where it is joined by the outlet of the lake on lots 12, 13, 14 and 15, and continues along this concession leaving it on lot 22.

Owing to the cause mentioned above, the country is considerably broken by swamps and rocky ridges. A considerable amount of land fit for agricultural purposes is found between these swamps and ridges, probably from thirty to forty per cent. of the whole township. The soil is good, being of a light sandy loam.

Regarding the land fit for agricultural purposes, the township may be divided into three sections almost similar to the divisions on the timber plan: 1st. A section including the first block in concession 1 and 2; then north-easterly to the small lake at the north-east angle of lot 15, concession 4; then following the concession line between this concession and concession 5, until the west branch of the South River is met with; then along the river to the west boundary of the township, and including that part between this boundary and the river. This section will contain about fifty per cent. of good land, timbered with beech, maple, balsam, black birch, and an occasional white pine; the timber is cedar and spruce in the swamps; there is also a thick growth of maple under-

brush on the high lands. This block will contain about 20,000 acres. 2nd. A section including all that part of concessions 1, 2, 3, and 4, not mentioned in section 1. Also all between the two south-westerly branches of the South River; of this section, I might say about twenty-five per cent., will be good land, timbered with maple, birch, spruce and a considerable amount of pine, generally small: in the swamps, spruce, balsam, with alder brush. 3rd. A section including the remainder of the township. In this section the timber is chiefly pine, mixed with birch and balsam, and a smaller amount of maple than in the other sections. A considerable amount of the pine has been blown down. Not above ten per cent. of this section can be said to be fit for settlement.

Owing to the country being so much broken by rocky ridges, it will be impossible to make roads on the proper road allowances.

The best means of getting into the township at present is from Kearney, then by canoes up the South Maganctawan River, and across Sand Lake to the side line between lots 15 and 16, in the township of Proudfoot, then along this line to Grass Lake, about three miles. With very little labour a very good waggon road can be made along this line between these two lakes, from Grass Lake to within 3 miles of the south-west angle of the township and also the east end of Long Lake.

Owing to the small lakes and short portages there is comparatively little trouble over the remaining 3 miles to the south-east angle. I cut a very good trail when going into the survey.

This route would do very well for a settler beginning, and I am told a very good road can be got from the north side of Sand Lake through the township of Proudfoot along the south side of Long Lake to this township, but I never passed through the country myself.

I have the honour to be, Sir,

Your obedient servant,

JAMES K. McLEAN,

Provincial Land Surveyor.

To the Honourable T. B. PARDEE,
Commissioner of Crown Lands,
Toronto.

Appendix No. 26.

TOWNSHIP OF McCRANEY.

PRESCOTT, ONTARIO, November 13th, 1879.

SIR,—I have to report that in accordance with your instructions to me, dated Toronto, June 12th, 1879, appointing me to survey the township of McCraney into farm lots. I commenced work thereon the last week in June, completing the field work the latter part of September.

Finding on the ground that the south boundary of Bethune did not coincide with the north boundary of Finlayson, I commenced the survey by producing the eastern boundary of Bethune from its south-easterly corner to its intersection with the north boundary of Finlayson, there establishing the south-west corner of McCraney; from there chaining easterly along the aforesaid north boundary, I determined No. 5 and 6 side line; from thence, running northerly, I laid off the various concessions and side-road lines, as shewn on the accompanying plan and field notes.

The township of McCraney contains within its area the head waters of the two main branches of the East River, the westerly branch taking its rise from the north-eastern portion of the township in Rainy and Island Lakes, while the easterly one in reality commences at Moose Lake. The country along both branches, and in their immediate vicinity, is mostly a high hard-wood region, while in the north-east corner, and along the lakes the surface of the land is not so broken.

Moose, Rainy and Island are the principal lakes, and the water in all three is clear and generally deep. Moose Lake has, in some places, hard, sandy shores, while the others are rocky; fish abound, salmon trout of a large size being readily taken. Many of the smaller lakes and ponds are formed by beavers of which there are evidently a number. Dams (some of a large size and recent construction) are on nearly every stream and hold back a large amount of water in many places.

The two branches of East River are the principal streams. The westerly and longest branch is much broken by rapids, and is generally shallow, the bottom in most places being a coarse gravel. The east branch may be said to lose itself in Moose Lake, as only small streams enter the lake from the different valleys, &c. I noticed two mill sites on the west branch, one on Lot 6, concession 2, and another on Lot 5, concession 4.

The principal ranges of hills occur along the two branches, and in many places attain considerable elevation. The whole township is, however, generally speaking, hilly and broken.

The township is generally a hard-wood one, the only pine occurring in and about the various lakes, and this neither large nor of superior quality. Birch and maple predominate, and some fine tracts of these exist.

The soil is mostly a sandy loam, and the surface generally stony, but many fair tracts of arable land can be obtained.

The township is, I think, well adapted for stock-raising, and I have no doubt hay and the coarse cereals can be profitably raised.

I should recommend a road to be made to enter the township from Bethune on the 10th and 11th concession, thence following a concession line bearing through the township. This would, I consider, render the best land at once available for settlement. I cannot refrain from expressing my surprise at the manner in which this section of the country has settled up since 1874, in most part due to the wise and judicious selection and construction of the different colonization roads traversing it. Large clearings and comfortable homes now exist where I remember the native forest, and as fine fall wheat was cut in the township of Perry this year as I have often seen in Western Ontario; this may be due in part to a favourable season, but I think the soil is, in many cases, more suitable to its growth than has hitherto been supposed.

I consider about two-thirds of the township fit for settlement.

I have the honour to be, Sir,

Your obedient servant,

CHAS. F. CHAPMAN,

Provincial Land Surveyor.

The Honourable T. B. PARDEE,
Commissioner of Crown Lands.

Toronto.

Appendix No. 27.

TOWNSHIP OF BALLANTYNE.

FENELON FALLS, ONTARIO,

December 8th, 1879

SIR,—I have the honour to inform you that I have completed the survey of the township of Ballantyne, in the district of Nipissing, in accordance with instructions from the Department of Crown Lands, dated 14th June, A.D. 1879. Said survey being commenced on the 21st of July, 1879, and completed on the 1st of November following, and beg leave to submit the following report, together with the field-notes and plan thereof.

I commenced the survey at the south-west angle of the township and ran the south boundary on an astronomical course N. 69° 8' 20" E. to near the east side of lot number 16, making each lot twenty chains wide, leaving fifty links for a road east of the

line run in the centre of the road allowance on the east side of the township of Laurier, and one chain for road between lots 5 and 6, 10 and 11, and 15 and 16. I then went first into the interior of the township on the line between lots 10 and 11, filling in as I went all between the west boundary and lots 15 and 16 and running the latter line. I carried the same range of lots to the north boundary before going further east into the township and connected my line between lots 5 and 6 with the south boundary of the Township of Himsforth making each concession up to 13, fifty chains and leaving one chain for road between concessions 2 and 3, 4 and 5, 6 and 7, 8 and 9, 10 and 11, and 12 and 13. I found concessions 13 and 14 to contain $118\frac{6}{10}$ chains, which I divided in the centre, making each of them $59\frac{3}{5}$ chains. I then ran the north boundary, the line between concessions 12 and 13, and also between 10 and 11, to the east boundary, filling in as I went, the side lines. I then produced the lines between lots 20 and 21, 25 and 26, 30 and 31 and the east boundary south, as far as Kah-wah-was-kig-omog Lake and filling in the concession lines, and then took up the south boundary at the point I left it on lot 16, and produced it to the east boundary filling in what was left, between it and the lake.

The soil is principally sandy loam with clay, or clay subsoil in the flats, and mostly rolling, there being few level spots or any great extent, some pretty high hills, but no regular chain of mountains, in any given direction. I did not find much land in any one place entirely free from stones, or much of what might be called first-class land, but there is a large quantity of what might be called fair land, on which industrious settlers can make a good living. Most of the land on the south boundary, east of lot 25, is fair, some very good. Concessions 2 and 3, from lot 5 to lot 10, and 15 to 20, fair; concessions 4 and 5 from lot 1 to lot 6, and also from Wah-was-kig-omog Lake to east boundary, good; concessions 6 and 7, from lot 5 to 10, from lot 15 to 25, and also from 30 to 34, very fair; concessions 8 and 9, all good land; concessions 12 and 13, from lot 5 to 20, good, and the north boundary, very fair land, except from 6 to 20 and 30 to 24.

I should say, upon the whole, there is forty per cent. of the township adapted for settlement, while most of the balance will make good pasture lands. None of the swamps are of very great extent, nor are any of them very wet.

The timber is mostly burnt along the south boundary as far east as lot 15, but it only extends a few chains into the township, and there are clumps of green wood, mostly pine, all along it. Of the hardwood timber, the prevailing is, black birch, not very large, next maple, then beech, with a few basswood and black ash, there is also a good deal of hemlock, but not much cedar, with a dense growth of underbrush, all over the township, composed of balsam, hazel, ground hemlock, alder and mountain ash, with small tamarac in most of the swamps.

The township contains also a large quantity of very superior white pine, both large clean and sound. The south-west corner contains the most and also the largest variety, with fine groves round most of the lakes, and scattering large trees nearly all through the hardwood, but I fear that should a fire break out in the township before it is cut, a large part of it will be destroyed, as the ground is literally covered, especially in the pineries, with lying, half rotten, timber.

As I found no trace of wind-falls or former fires, except as above stated, on the west part of the south boundary, I am at a loss to account for so much lying timber, it seems simply to have decayed and fallen down.

The rocks are composed altogether of gneiss and granite; the prevailing rock is gneiss. Heretofore I have invariably found gneiss dipping to the north-east, but in Ballantyne the dip is invariably to the south-east. I found no trace of limestone, or any kind of mineral and not more than about 4 degrees of local attraction.

The township is well watered by lakes of clear spring water, and fine creeks. Most of the smaller lakes contain large speckled trout, while the larger contain both speckled and salmon trout, and in Wah-was-kig-omog Lake are also large white fish, besides those above mentioned. Lake Wah-was-kig-omog is evidently the source of the Amable Du Fond River. The river between it and Wah-was-kig-omog, is a fine stream, averaging nearly sixty links in width, and at low water, when I saw it, about two feet deep, with a slow current, down to the line between the lots 20 and 21, from which, to the lake, it is a series of falls and rapids, with a fall altogether, of not less than thirty feet, with rocky

bottom and banks, making an excellent mill site. Wah-was-kig-omog Lake expands into what is evidently a larger lake, immediately east of Ballantyne, emptying towards the north-east into Manitou lake, by a river only a few chains long. The lakes are all very deep in proportion to their size, except Wah-was-kig-omog, which is shallow with a sandy bottom. Crystal Lake is so clear that the bottom can be distinctly seen at a depth of twenty feet, it has neither an inlet nor outlet, but I think it must empty by some underground channel into the pond on lot 9, concessions 6 and 7; neither has the small lake in lots 4 and 5, concessions 6 and 7, any visible outlet, but it is ten feet higher than the one immediately east of it.

All the lakes in the north-east quarter of the township, I was informed by Indians, empty into Manitou lake. There is another good mill site at the outlet of Kah-kas-ah-mick Lake, with a fall of about ten feet. I traversed all the lakes with a micrometer.

I apprehend that the north part will be most readily settled from the township of Himsworth, and the south, through Joly, while the Amable Du Fond River affords an easy means of access from the east.

There being no settlers or improvements in the township, no inspection returns are required.

I have the honour to be, Sir,
Your obedient servant,
JAMES DICKSON,
Provincial Land Surveyor.

The Honourable T. B. PARDEE,
Commissioner of Crown Lands,
Toronto.

Appendix No. 28.

TOWNSHIP OF FINLAYSON.

FENELON FALLS, ONTARIO.
March 25th, 1879.

SIR, —I have the honour to inform you that I have completed the survey of the township of Finlayson, in the District of Nipissing, made under instructions from the Department of Crown Lands, dated 2nd May, 1878, said survey having been commenced on the 29th July, 1878, and completed on the 14th February, 1879, and I beg leave to submit the following report, together with the field notes and plan thereof:

I commenced the survey at the south-west angle of the township, and measured from thence easterly along the north boundary of the township of McClintock, a distance of 100 chains, planting, as I went, lot posts at every 20 chains, at a distance of 50 links north of the line, and also guide posts to the lots on the line itself.

At a distance of 50 links east of the south-east angle of lot 5, and also 50 links north of the centre of the boundary, I took an observation on the eastern elongation of Polaris, and commenced the line between lots 5 and 6 on a true astronomical course, N. 20° 51' 40" W., and ran it a distance of 100 chains to the north end of the second concession, and laying off 50 links for half the allowance for road between concessions 2 and 3, ran from thence the line between said concessions on a true course, N. 69° 8' 20" E., and at the intersection of this line with the line between lots 15 and 16, I took another observation in order to verify my work. The details of these observations, as well as others taken during the progress of the survey, will be found in their proper place in the returns enclosed. On these two lines, viz., the side line between lots 5 and 6, and the line between concessions 2 and 3, I based the whole of my work, running the concession lines both east and west from the line between lots 5 and 6, and the side lines north and south from the line between concessions 2 and 3. But for the sake of uniformity in the field notes returned to the Department, the side lines read straight through from the

south to the north boundary, and the concession lines from the west to the east boundary.

The distances across lakes where not shewn as having been ascertained by triangulation, were measured on the ice.

By referring to the field notes and plan, you will perceive that I intend concession 2 shall be the proper depth, viz., fifty chains, and the broken lots which have been occasioned by crooks in the south boundary, all in the 1st concession.

The soil is principally either sandy loam or sand, varied by clay in a few places, and nearly all less or more stony, and nearly all undulating, with some few high and steep hills and bluffs. I cannot say that there are any continuous chains of hills in any given direction, even along the rivers and around the lakes.

I did not find any great extent of good land in any one place, but along the west boundary, and as far west as lot 16, and as far north as the 10th concession inclusive the land is very fair. There are also a few very fair lots in the 14th concession near the west boundary, and tracts of good land nearly all along the north boundary, the best being near the north-east corner of the township. There is also in the south-east corner some very fair land, and along side lines 30 and 31, and also along side lines 35 and 36 north of the North River, and extending to the East River.

Upon the whole, I should say that fully one-third of the township is adapted for settlement, besides large tracts well adapted for pasturage.

By reference to the plan, you will perceive that there are a considerable number of swamps, swales and marshes, but none of them are of any great extent, and although there are a good number of beaver in the township, I found no beaver meadows, and very few beaver ponds, the animals being mostly what are known as "bank beaver," located along the deep pools on the rivers, and instead of building houses, burrow in the banks, where the streams have little or no current, sinking their winter food in the water in front of their holes or burrows.

By reference to the "timber map" enclosed, you will see that the greater portion of the township is timbered with hardwood, and that the pine is mostly around the lakes and along the streams. It is also of the variety known as "white pine," except a very small quantity of small redpine, along the south half of the east side of Fatty's Lake. The largest and best quality I saw is in the seventh and eighth concessions, and between side lines 5 and 6 and 10 and 11 and extending a short distance into the 9th concession, besides what is shewn as pine timber on the "timber map," there is scattering pine nearly all through the hardwood. I cannot form any proper estimate of the quantity of good pine in the township, but I should say what I have seen will average about two clear and one knotty log of 13 feet long and sixteen inches in diameter, to the tree. Respecting the other timber, the larger portion is black birch, next maple, then hemlock and beech. I found no elm and very little basswood or ash. Cedar is also scarce, mostly of an inferior quality, and confined to a few places. There is a great quantity of balsam, and a dense undergrowth of hazel, etc., more especially around the water, which impedes the progress of the work very materially.

The rock is composed wholly of gneiss and granite, dipping as I have invariably found it, to the north-east. Strike, south-east by north-west. I met with no limestone, nor any appearance of any mineral whatever, not even iron, and very little local attraction of the magnetic needle. There is very little quartz or feldspar; the rocks are mostly gneiss. I collected a few geological specimens at the beginning of the survey, but as there was nothing whatever interesting in them, nor anything which could not be picked up at random on any granite hill, I threw them away.

By referring to the plan, you will perceive that, although there are a large number of lakes, none of them can be called large. I did not personally ascertain whether there are fish in any except Camp Lake, and Lake Tasso, but in these we found very fine salmon trout, and I learned from trappers that all the others, of any size, abound in trout of a very fine quality.

Of the rivers the "East River" is, although in many places a chain wide, a very small stream, and I think that the branch crossed by the north boundary is the main stream, as that branch which extends easterly through Finlayson, dwindles down in many places to a mere creek.

I find on referring to the projected plan of the township, which accompanied my instructions, that "Long Lake" is shewn to be on North River, but this as will be seen by my plan, is not the case. There is another lake, shewn on the same projected plan, on the river at the side line between lots 35 and 36; this is also incorrect; during its whole course in Finlayson there is nothing approaching to a lake on the river, but I am informed, that there are two large lakes on it, in the township east of Finlayson.

North River, although having a bed of about one chain wide on an average, is also in reality a small stream, except during the spring freshets and heavy rains, and will require expensive improvements before timber can be taken down it. On lot 14 there is a perpendicular fall of about twenty feet, and this is the only place where there is a mill site in its whole course through the township.

In my instructions, I am ordered to continue the north boundary of McClintock across lots 30, 31 and 32 of this township, until I reach its north-east angle and plant the necessary posts, at the corners of the above mentioned lots in the 14th concession of McClintock.

I only found the boundary run to the west side of the small lake, shewn on the plan on lots twenty-eight and twenty-nine in Finlayson. From this point I continued the line easterly on the same course till I came opposite the east boundary of McClintock, where I found I was $6\frac{5}{10}$ chains north of the north-west corner of Finlayson. I then calculated on what course to run a line from this point so as to strike my first line at side line 30 and 31 Finlayson, as I thought it better to make the angle at where two road allowances intersected, than at any other point, and on running my new line, westerly I struck the required point. I then adopted this as the true boundary, blazed it, and planted the necessary lot posts on either side of it, from where it strikes the small lake above mentioned to the north-west corner of Livingstone. The true bearing of this line is shewn on my plan and field-notes.

I did not make out separate field-notes of that portion of the work belonging to McClintock, presuming that the notes furnished will be sufficient for both; it took me two days to do the extra work here; it is always more difficult to take up old work than to do new.

I had six men in the field with me, and a cook in camp, Their pay was \$18 each per month and board. I will be satisfied with whatever amount the department may choose to allow me for it.

There are no roads whatever in the township, but settlers are rapidly moving into the east side of the township of Sinclair, where there is one road already partly made, and this road will be the most convenient for intending settlers in Finlayson.

There being no squatters or improvements in the township, no inspection returns are required.

I have the honour to be, Sir,

Your obedient servant,

JAMES DICKSON.

Provincial Land Surveyor.

The Honourable T. B. PARDEE,
Commissioner of Crown Lands,
Toronto.

Appendix No. 29.

DISTRICT OF ALGOMA.

TOWNSHIP OF GLADSTONE.

MILL POINT, ONTARIO,
November 12th, 1879.

Sir,—In accordance with instructions received from you, dated 14th June, 1879, to proceed to, and survey the township of Gladstone, on the Mississauga River, north shore of

Lake Huron, into lots of 320 acres each, on the 16th July I left Mill Point for Collingwood, taking with me a chainman and one assistant. Upon my arrival I hired axemen and purchased supplies. From that point I proceeded by steamer to Blind River, where I procured a sail-boat and transported men, supplies, etc., to the mouth of the Mississauga River. Here I secured canoes and proceeded on my way up the river until I arrived at the western boundary of Thompson. I retraced this line northerly to the south-west angle of Patton, where I found an original post.

On the night of Wednesday, the 23rd of July, I took an observation of Polaris, at its eastern elongation, and turning off the azimuth, I measured an angle of 90 degrees and proceeded to run the south boundary of Gladstone. After running exactly 80 chains, I turned and ran a due north line between lots 2 and 3. Making this line my base of operations, I measured 80 chains north and turned off the concession line between 1 and 2 and carried the line both ways to the east and west boundaries, respectively, making lot 2, 40 chains and lot 1 whatever it happened to be. I then ran all my concession lines excepting between 3 and 4, and 5 and 6, which I only ran to the mining locations as directed and shewn on projected plan. I thus carried on my operations to the north and west, finishing up at the north-west angle. In posting the north side of mining location No. 3, I did not plant a post between lots 11 and 12, but called the whole lot 11, as it would have made lot 12 a very small one.

For a like reason I planted no posts between lots 11 and 12, on the north side of mining location No. 2. All distances across lakes and rivers on lines were obtained by either triangulation or offsets.

In traversing Mississauga River, where possible it was done by intersected bearings; other distances were arrived at by careful estimate.

All lakes were traversed by triangulation from a measured base, or bases, as the case required, excepting the small pond on the north boundary which I did not deem of sufficient importance.

As the township has been mostly cut over by lumbermen I found very little pine suitable for marketable purposes, but scattered throughout the township large trees are to be found. There is however, a considerable quantity of pitch and Norway pine suitable for railway ties, etc.

There is a considerable lot of hemlock scattered throughout the township, but never in clumps, being mixed up with the hardwood.

Maple and birch form a very fair proportion of the timber, the maple being chiefly of the "birdseye" variety, and possesses no inconsiderable marketable value, as a material for furniture, cabinet ware, etc. The black birch is also a valuable timber for furniture and cabinet makers' purposes. The trees are unusually large, sound and healthy, frequently measuring 40 inches or more across the butt. The balance of the timber is balsam, spruce, cedar and tamarac, chiefly found in the swamps. The cedar is of no marketable value, being too small and scrubby. Frequent thickets of balsam and tamarac are to be found throughout the township, making it very slow work to cut lines through them.

Alder and willow swales are also of frequent occurrence.

The soil is generally a red sandy loam and is well adapted for agricultural purposes. Where exposures occur, as along the river banks, it is found to be underlaid by a kind of heavy blue clay, and this again by a kind of decomposed clay-stone.

From a geological point of view the township of Gladstone possesses no little interest, as the Huronian and Laurentian formations find their dividing line here. One moment we come across the well known Huronian slates, to be followed the next by the Gneissoid rocks of the Laurentian. Owing to the frequency of water-sheds, numerous high cliffs and bluffs are to be found running parallel with the River Mississauga, and also between the different lakes, etc. Those to the east of the township are generally gneiss, and of Laurentian age, while those to the west are composed chiefly of slate, and are of Huronian date. Outside of the mining locations that have been already surveyed, I found no minerals of economic value. I obtained specimens from the different lodes in each location; they are herewith enclosed.

The township is abundantly and well watered, the Mississauga River traversing it from its south-east to its north-west angle. It is a fine river, varying in width from three to

ten chains. The banks are high, in places immense cliffs, at others an exposure of the soil takes place. Here and there along the south and west banks, good flats of arable land are to be found. The river in places is very deep, at others quite shallow, with numerous sandy shoals. It is very rapid over all the shallow points. Quite a number of falls are within the limits of this township, the first one on lot 8, concession 4, being a flat, rough rapid about 15 chains long, with three leaps of an estimated total fall of 10 feet. The Indians, however, run it with their canoes.

The second one, on lot 10, in the 4th concession, is a very picturesque abrupt fall of about 20 feet, an island in the centre of the fall dividing it into two chutes. This is the highest point fish ascend.

The third is known as the "Slate Falls Portage," situated in mining location No. 1, south. It is a very beautiful fall of about 20 feet, and glides smoothly over the natural "dip" of the slate strata, and is about six chains wide. The fourth and last, is situated on the west boundary, in the sixth concession. It is grandly picturesque. Here the whole river takes a sharp turn to the west, at an angle of about 60°, and first rolls over a cliff about 30 feet high into a natural canal, with perpendicular walls. This canal is only 30 feet wide, and the river rushes through it for about ten chains, white with foam, into the adjoining township of Day. It then turns sharply back again to the east, returning to the township of Gladstone. Sturgeon and pike were the only fish we succeeded in capturing.

To the east, entering the township at its north-east corner, and shortly leaving it again to return about half way down the boundary, is the Marsh River. As its name implies, it is a marshy stream, and of no importance, its width at no point exceeding one chain; it is not navigable; no fish were found in it.

Pakawagamangan, or Mud Lake, is the largest within the township. It is situated in the south-west corner. The water is of a somewhat muddy character, but still very good for drinking purposes. Wild rice grows on its shores. Ducks and fish are plentiful, I am told.

Wahquekobing, or Basswood Lake, is the next one of importance, only a bay of it entering this township, the larger part lying in the adjoining township of Day. The water of this lake is beautifully clear and cold, the bottom being plainly visible at a depth of twenty feet or more. Fish are very plentiful, bass, trout, and pickerel being the principal varieties.

Clear Lake, and also the small lake to the east of it, are both clear cold spring lakes, with high bold shores. Trout and bass were found in both. The other small lakes are of no importance, being mere ponds, the water being swampy and brackish.

A great many small springs are to be found all throughout the township.

A small settlement might be formed on the North shore of Lake Pakawagamangan. A man can paddle easily to the Hudson Bay Post at the mouth of the Mississauga River in one day by taking the creek which forms the out-let of this lake, and which passes through the adjoining township of Bright. Mr. Joseph Dupuis, who has a clearing on the boundary between Gladstone and Day, on the north half of 12, in the 2nd concession, informs me he is only 12 miles from a grist mill by way of Lake Wahquekobing and Thessalon River. Mr. Dupuis had as fine a crop of wheat as I have seen for a long time, testifying in the best manner, to the richness of the soil.

Mr. Henry Brisson has also a clearing of about five acres and had an excellent crop of wheat, beans, potatoes and corn. He is also on the north half of lot 12, in the 2nd concession.

Another settlement might be formed around Clear Lake, and also the small lake to the east of it. The eligible flats along the river and also along the north boundary will, in the course of time, be settled up. Taking this township altogether, I think there is fully 50 per cent. of it fit for settlement.

The presence of mining facilities will also be a valuable adjunct in its future settlement.

A mill site might be obtained at the Slate Falls with little expense.

I crossed one of the exploration lines of the Canada Pacific Railway. Should it ever be built, I have no doubt every available foot of land in this district would be taken up.

I have the honour to enclose my returns of survey, which I trust will be found satisfactory.

I have the honour to be, Sir,
Your obedient servant,
MATTHEW J. BUTLER,
Provincial Land Surveyor.

The Honourable T. B. PARDEE,
Commissioner of Crown Lands,
Toronto.

Appendix No. 30.

TOWNSHIP OF BRIGHT AND BRIGHT ADDITIONAL.

LISTOWEL, ONTARIO.
November 1st, 1879.

Sir,—I beg leave to submit the following report of the survey of the township of Bright and Bright additional, in the district of Algoma.

As per your instructions dated the fourteenth day of June, A. D. 1879, I retraced the west boundary of the township of Thompson, until I came to the post between sections nineteen and thirty which point I found to be twenty-four chains and seventy-one links northerly from the shore of Lake Huron. At this point, after ascertaining by astronomical observation the true course, I ran due west, astronomical, for the front of the third concession, planting a post at forty chains, being the point between lots 1 and 2; at eighty chains, I ran due north between lots 2 and 3, and continued north, laying off the fourth and fifth concessions at a depth of eighty chains each, leaving the 6th concession plus or minus as the case might be. On arriving at the north boundary, I found that P.L.S. M. J. Butler had already run the said boundary between Bright and Gladstone. I therefore produced the concession lines due east and west, running the side lines due north and south as per your instructions.

I traversed Lake Pakawagamangan and another small lake, being all that I considered large enough.

I also traversed the River Mississauga from the point that it crosses the north boundary of this township to the point on the east boundary at which it flows out.

Also the shore of Lake Huron, commencing at the south-east corner of this township, and ending at the south-east corner of the Indian reserve, connecting the same with the concessions and side lines.

In Bright additional I found lines running north and south, and east and west, cut and blazed. On enquiry I ascertained that some parties had during last winter run these lines with a view of taking up the best lots and making improvements thereon. Commencing their survey from the Indian reserve, making the concessions and lots correspond therewith, it did not coincide with the proper survey, consequently on some lots more than one party had made improvements, thereby causing disputes.

The greater portion of the township is covered with cedar, pine, tamarac, spruce and balsam, mixed with birch, poplar and hemlock. The pine is very much scattered, but of good quality, the Dymont lumber company having taken out the greater part during last winter.

In the north-east portion of Bright there is a district which has been burnt over some ten or twelve years ago, leaving here and there a small patch of the original forest. The greater portion of this district is covered with balsam, tamarac, cedar, poplar and birch scrub with here and there a dry pine standing.

In Bright additional there are several hardwood ridges, very heavily timbered with maple, birch, and hemlock; in the valleys and flats considerable ash and elm.

Nearly all of Bright is of clay loam, but rather wet and cold, with the exception of a portion of the burnt district which is more rolling, and consequently drier and more porous.

In Bright additional the soil is not so good, in many places nothing but blowing sand, and in the swamps quick-sand bottom.

Water is of good quality, and abundant throughout the township. Quite a number of fine springs and small streams. In the lakes the water is clear and good, but soft.

Nearly all the rock in this township is argillaceous. In the north east portion of Bright there are several ridges of this rock protruding in many places over fifty feet in height, but narrow. The soil between these ridges is of excellent quality.

Red granite crops out here and there along the shore of Lake Huron, but does not protrude more than ten feet; boulders of granite and pudding stone, containing jasper, are found along the shore and a short distance northerly.

I did not consider it necessary to collect any specimens of rock, there being nothing of any value to be found.

The greater portion of the township is level and fit for cultivation, having excellent facilities for transportation by water, and if settled with thrifty farmers would in a few years become a prosperous settlement.

All of which is respectfully submitted.

I have the honour to be, Sir,
Your obedient servant,
LEWIS BOLTON,
Provincial Land Surveyor.

To the Honourable T. B. PARDEE,
Commissioner of Crown Lands,
Toronto.

Appendix No. 31.

TOWNSHIP OF PARKINSON.

COLLINGWOOD, ONTARIO.
November 15th, 1879.

SIR,—I have the honour, in accordance with instructions dated June 17th, 1879, to submit the following report on the survey of the Township of Parkinson, in the district of Algoma:—

Having reached the landing at the mouth of Blind River, by steamer, I proceeded with canoes up the "Mississauga" as far as the second falls, about fifteen miles from its mouth. From this place I had to pack my supplies and outfit, about four miles north to reach the south boundary of the township.

I commenced the survey by starting from the post at the north-west angle of the township of Patton, and working northerly and westerly, completing about two thirds of the distance from east to west, as we moved north and the balance as we returned south.

With regard to the agricultural capabilities of this township, I am compelled to report very unfavourably, not more than ten per cent. of its area being in my estimation of it for settlement. Its general character is that of a rocky mountainous district with no well defined outline to the hills, but broken up into an almost endless variety of bluffs. Near the south boundary are a few lots of good land, but unless the adjacent portion of the Township of Gladstone is also good, I fear there would not be a sufficient area on which to form a settlement.

Regarding timber there is a considerable quantity of hardwood, principally maple, on the high land, but following the general character of the district, the land on which it

grows is almost invariably stony. Occasional white pine trees are met with, scattered here and there throughout a considerable portion of the township, but nowhere except perhaps, at the south-west corner of the township in sufficient quantities to attract the lumbermen.

I found several indications of mineral deposits. Specular iron ore seeming to predominate.

Fish are numerous in Lakes Cleland and Constance, but no brook trout were met with in the streams. The only stream of any size flowing through the township is the Little White River. It is navigable for canoes, though in many places the water is very shallow, and rapids are numerous. On the left bank of this stream in this township a few miles of open prairie are met with, but here unfortunately, the soil is worthless, being a very light sand of inferior quality.

I have the honour to be, Sir,
Your obedient servant,
E. STEWART,
Provincial Land Surveyor.

The Honourable T. B. PARDEE,
Commissioner of Crown Lands,
Toronto.

Appendix No. 32.

TOWNSHIP OF WELLS.

BELLEVILLE, ONTARIO, November 21st, 1879.

Sir,—I have the honour to report that, in accordance with my instructions bearing date the 23rd of June, 1879, I have completed the survey of the Township of Wells, in the District of Algoma.

I proceeded to the township *via* Collingwood, where I procured my supplies and employed most of my party. I here took the steamboat to Blind River Mills, and then having purchased canoes, I proceeded up the Mississauga River, which took me to the south-east angle of the township of Wells.

As instructed, I had previously communicated with Messrs. Stewart and Abrey about running the south boundary of Wells and Parkinson, which you desired should be one continuous line, and I had made an arrangement that Mr. Abrey should run all the boundary line between Day and Wells and meet Mr. Stewart's line at the South-west angle of Parkinson, while I should run all the boundary line between Wells and Parkinson. I, therefore, found all my south boundary already run by Mr. Abrey, and the south-west angle of Parkinson (being the south-east angle of Wells) actually determined. In consequence of this I commenced work here instead of at the south-west angle as directed in my written instructions.

I took an observation of Polaris here, and starting from the post planted by Mr. Stewart for the south-west angle of Parkinson, I ran the line between Wells and Parkinson due north six miles, to intersect the north boundary of Parkinson.

At every 80 chains, on this line, I commenced the concession lines, which I ran due west to intersect the eastern boundary of Bridgland. I ran my north boundary on such a bearing as to strike the north-east angle of Bridgland. As will be seen on the accompanying plan, the side lines I ran all due north.

The River Mississauga flows through the township, entering it on Lot 7, in the 6th Concession, and leaving it near the south-east corner. In its course through this township, the river averages from 200 to 250 feet in width, and is generally shallow, in some places less than a foot in depth, while in others the water is five and six feet deep.

The shallow places are generally caused by gravel and sand bars, and the current is usually swift and strong, but where the water is deep the current is very gentle. There

are no rapids on the river from the south boundary up to where the line between Lots 4 and 5 crosses it on Concession 6. From the north boundary down to this point the river flows through a chasm in a high mountain range, which traverses the northern portion of the township; through this gorge, for over a mile, the stream is a succession of cascades and rapids, and the banks on each side are steep and precipitous in the extreme.

I saw only four small lakes in the township and there are no important streams except the Mississauga.

The land in this township will I think compare favourably with any of the surrounding townships in this section of the country there being large tracts of hardwood among which can be found some very fair farms, and along the river there are some excellent flats of good land.

Towards the south-east corner is a tract of country bearing a considerable quantity of small sized white pine timber of very fair quality mixed with balsam and birch. Through this section the soil is light and gravelly.

Traversing the south-west corner there is a tract of about 2,000 acres of rocky barren country, covered with small scrubby timber. This section is good for nothing.

A large hardwood tract comes in to the west of the pinery and north of the rocky belt, and sweeps towards the north and west, and embraces some twelve or fifteen thousand acres; a great deal of this hardwood tract is very stony, but the soil is an excellent sandy loam.

Towards the north of the township the timber is generally of a mixed character, consisting chiefly of balsam, spruce, birch, poplar, &c.,

A most remarkable feature in this section of the township is a large open plain or prairie embracing about 2,000 acres. On this plain there are occasional clumps of spruce, pitch pine and poplar, but in places it is like an open field. The soil on this plain is generally gravelly, but in some places it is a very good yellow loam.

To the north of this plain the mountain ranges occur through which the Mississauga cleaves its course and these ranges form a very marked feature in the northern portion of the township. There are some very high hills in this township, but it is not so generally mountainous as most of the adjoining townships. I think on the whole that from 40 to 50 per cent. of the land is fit for settlement, but at present there is no way for intending settlers to get in except by the river.

If a road were built to connect this section of the country with the Thessalon settlements and Bruce Mines, I have no doubt but that a good settlement could be formed there.

The rocks appear to be the slate rock and quartzites of the Huronian formation while in some sections the Laurentian gneiss predominates. I saw some indications of copper, but did not make any particular examinations. There appears to be iron present towards the north-east corner of the township, judging from the disturbance of the magnetic needle.

I do not think that there are any fish in the river in this township as the falls in the township of Gladstone stop them from coming up. I had no means of ascertaining whether there were any in the small lakes.

There appears to be a good many beaver on the small streams throughout the township, but other fur bearing animals appear scarce. Moose-tracks are occasionally seen, but I do not think moose are very plentiful. I saw no signs of the common deer.

I have the honour to be, Sir,

Your obedient servant,

THOMAS O. BOLGER,
Provincial Land Surveyor.

The Honourable T. B. PARDEE,
Commissioner of Crown Lands,
Toronto.

Appendix No. 33.

TOWNSHIP OF DAY.

LITTLE CURRENT, ONTARIO,
October, 15th, 1879.

SIR,—In compliance with instructions from the Honourable the Commissioner of Crown Lands, for Ontario, dated at Toronto, the 14th day of June last, I sub-divided the Township of Day into farm lots, and beg to forward herewith copies of field notes, inspection report, and plan of the survey of the same, and to report as follows:

I proceeded to the locality by way of Mississauga River, with an open sail boat, going up the river with the same, some 15 miles, to the second considerable rapids. I there abandoned the sail boat and took to canoes, continuing up the river some three-fourths of a mile farther, to the portage crossing over to the most easterly end of Lake Waquekobing, thence portaged to the lake, and thence with canoes to the westerly side of the township of Day, to commence work.

I commenced the survey by tracing the eastern boundary of Kirkwood southerly, from the shore of Lake Waquekobing to the limit of Cons. 4 and 5, of Kirkwood, making this point also the starting point for Day, and ran due east from this point, planting posts at every 40 chains, marking the angles of the lots along the front of the 5th Concession of Day. Thence by lines north and south, and east and west, I sub-divided into blocks of one mile square.

The boundary lines of Kirkwood, Thessalon, Gladstone and Parkinson were already run, and these were adhered to as boundaries of Day. I ran the boundary between Day and Bright additional, due west from the south-west angle of Gladstone to Thessalon and the boundary between Day and Wells, due east from the north east angle of Kirkwood to side line between lots 6 and 7. Thence I ran south $84\frac{3}{4}^{\circ}$ east, to intersect with the south-west angle of Parkinson.

The running of this northern boundary of Day was delayed till the last, hoping that the surveyors of the adjacent townships would fix the point at its eastern end, and thus enable me to make it a straight line. Disappointed in this, I ran east as mentioned, till the eastern end was fixed, and connected with a straight line.

The instruments used were the same as those used and described last year, the principal ones being a solar compass and a solar transit. All lines and observations were run or made with one of these.

The township has a very large portion of its surface covered with lakes, more than a third of the area being water. The lakes all afford abundance of good fish, and will give good access for settlement prior to the construction of roads.

The surveys of the lakes were entirely made by triangulation, the whole being based on that independently made for the concession and side lines of the township.

All posts, not otherwise described in the field notes, are composed of cedar, all well secured in the ground, and properly marked with a scribe.

All that portion of the township south of Lake Waquekobing, is well adapted for settlement, excepting a narrow strip bordering that lake. No better agricultural land exists than a large portion of this described belt. North of that lake is much broken with rocks. Some 5 or 6 lots only, in the north-eastern portion, near the Mississauga River, are of fair quality.

The projected Georgian Bay branch of the Canada Pacific Railway, traverses entirely across this township, between the lakes. The liberal grants recently expended on colonization roads in Algoma, have made access to the western side of the township, from the port of Thessalon, easy. The settlers have already extended these nearly a mile into Day.

No portion of the township has been injured by recent fires except in one or two places along the boundary of Thessalon, where some little timber has been destroyed.

The timber, as is the rule in this country, is generally composed principally of maple. Some considerable swamps were met with in the southern part of the township. Some

good pines were seen in the north-easterly section, but not of sufficient extent to make it desirable for any reservations.

A good water-power exists on Lot 3, in the Second Concession, on the outlet of Lake Waquekobing, and ought to be reserved. Of course, a large amount of water-power exists on the various falls of the Missisagua River, but is not very available for the immediate requirements of the pioneer settler.

No economic minerals were discovered anywhere. In a few places, principally on the shores of the large lake, considerable local magnetic attraction was observed. Some copper mines have been opened up and abandoned near the eastern boundary of Day, in Gladstone. A location comprising one of these copper mines extends into Day from Gladstone, as shown on plan of the township. None of its boundaries were observed in running the lines in Day, and being unaware of its existence no special search was made to discover any. After coming home, P. L. S. Butler, in surveying the adjoining township traced out the location lying partly in Gladstone and partly in Day, and kindly forwarded me the field notes of his survey of the portion in Day. These have been inserted in the accompanying field notes and the plan constructed accordingly.

Already, prior to the survey, or during its progress, nearly the whole of the township south of Lake Waquekobing has been squatted upon by what would appear to be actual *bona fide* settlers. The improvements made by these, with such other information concerning the same as could be obtained, will be found detailed in the field notes and inspection report accompanying this report.


I have the honour to be, Sir,

Your obedient servant,


G. BROCKITT ABREY,

Provincial Land Surveyor.

The Honourable T. B. PARDEE,
Commissioner of Crown Lands,
Toronto.



ANNUAL REPORT
OF THE
MINISTER OF EDUCATION,
ON THE
PUBLIC, SEPARATE, AND HIGH SCHOOLS,
ALSO ON THE
NORMAL AND MODEL SCHOOLS,
OF THE PROVINCE OF ONTARIO, FOR THE YEAR 1878.



ANNUAL REPORT
OF THE
MINISTER OF EDUCATION,
ON THE
PUBLIC, SEPARATE, AND HIGH SCHOOLS,
ALSO ON THE
NORMAL AND MODEL SCHOOLS,
OF THE
PROVINCE OF ONTARIO,
FOR THE YEAR
1878.

Printed by Order of the Legislative Assembly.



Toronto:

PRINTED BY C. BLACKETT ROBINSON, 5 JORDAN STREET.

1880.



CONTENTS.

PART I.—GENERAL REPORT.

	PAGE.
INTRODUCTION	11
I. TABLE A.—Receipts and Expenditure of Public School Moneys	11
II. TABLE B.—School Population ; Ages of Pupils ; Pupils attending Public Schools ; Average Attendance	13
III. TABLE C.—Number of Pupils in the different branches of Instruction	13
IV. TABLE D.—Religious Denominations ; Certificates ; Annual Salaries of Teachers.	13
V. TABLE E.—School Boards and Rural School Corporations	14
VI. TABLE F.—Roman Catholic Separate Schools	15
VII. TABLE G.—High Schools ; Receipts and Expenditure ; Pupils ; Number of Schools	15
VIII. TABLE H.—High Schools ; Number of Pupils in the various branches ; Miscellaneous information ; Head Masters and their Universities	15
IX. TABLE I.—Normal and Model Schools	16
X. TABLE J.—Free Public Libraries.....	17
XI. TABLE K.—Summary of Maps, Apparatus and Prize Books, supplied to the Counties, Cities, Towns and Villages, during the year	17
(1) Table showing the value of articles sent out from the Education Depository during the years 1851 to 1878 inclusive	18
(2) Book imports into Ontario and Quebec	19
XII. TABLE L.—Superannuated Teachers of Public Schools	20
XIII. TABLE M.—Educational Summary	20
XIV. TABLE N.—General Statistical Abstract of the progress of Education in Ontario, from 1842 to 1878 inclusive.....	20
XV. THE EDUCATIONAL MUSEUM.....	20
Conclusion	22

PART II.—STATISTICAL REPORT,

THE PUBLIC SCHOOLS.

TABLE A.—Moneys ; Amount received and expended in support of Public Schools.....	26
TABLE B.—Pupils ; Pupils attending the Public Schools, Ages of Pupils, &c.....	32
TABLE C.—Number of Pupils in the different branches of Public School Education.....	38
TABLE D.—The Number, Religious Denominations, Certificates and Salaries of Public School Teachers	44

	PAGE.
TABLE E.—Schools; Number of Public Schools, School-houses, Visits, Lectures and time the Public Schools have been kept open; Prayers, Examinations, &c.	45
TABLE F.—The Roman Catholic Separate Schools	48

THE HIGH SCHOOLS.

TABLE G —Moneys received and expended in support of High Schools; Pupils; Fees	50
TABLE H —Number of Pupils in the various branches of instruction; Miscellaneous information; Head Masters and their Universities	54

THE NORMAL SCHOOLS.

TABLE I —TORONTO NORMAL SCHOOL.—Number of Students, their Residences and Religious Denominations.....	66
OTTAWA NORMAL SCHOOL.—Number of Students, their Residences and Religious Denominations.....	69

THE FREE PUBLIC LIBRARIES.

TABLE J.—Moneys; Number of volumes and miscellaneous information; other Libraries.	72
------------------------------------------------------------------------------------	----

THE PUBLIC AND HIGH SCHOOLS.

TABLE K.—Maps and apparatus supplied by the Education Department	77
------------------------------------------------------------------------	----

THE SUPERANNUATED PUBLIC SCHOOL TEACHERS.

TABLE L.—Names and periods of Service of Teachers and their Pensions	81
----------------------------------------------------------------------------	----

THE EDUCATIONAL SUMMARY.

TABLE M.—Number of Institutions and Pupils, and moneys expended for Educational purposes	89
------------------------------------------------------------------------------------------------	----

MISCELLANEOUS.

TABLE N. —General Statistical Abstract of the Educational progress of Ontario	92
-------------------------------------------------------------------------------------	----

PART III.—APPENDICES.

A.—Report of Dr. May on Department at the Paris Exhibition	97
B— Report of J. A. McLellan, Esq., LL.D.; J. M. Buchan, Esq., M.A., and S. Arthur Maring, Esq., M.A., Inspectors of High Schools.....	100
APPENDUM No. 1.—Comparative Table for 1877 and 1878, showing the progress or decline of each High School	102
C.—Annual Report of the Minister of Education, and of the Sub-Committee of the Central Committee of Examiners, on County Model Schools	104
D.—EXTRACTS FROM REPORTS OF INSPECTORS OF PUBLIC SCHOOLS.	
Donald McDairmid, Esq., M.D., Glengarry	116
A. McNaughton, Esq., Stormont.....	116
Arthur Brown, Esq., Dundas	117

	PAGE.
Rev. Thos. Garrett, B.A., Russell	118
W. R. Bigg, Esq., No. 1 Leeds	118
Henry L. Slack, Esq., M.A., Lanark	118
R. G. Scott, Esq., B.A., Renfrew.....	120
G. D. Platt, Esq., B.A., Prince Edward.....	121
W. Mackintosh, Esq., Hastings, North	121
John Johnston, Esq., Hastings, South	122
C. D. Curry, Esq., B.A., Haliburton	123
J. McBrien, Esq., Ontario.....	124
D. Fotheringham, Esq., North York	124
J. Hodgson, Esq., South York	125
M. J. Kelly, Esq., M.D., Brant, and City of Brantford	126
J. B. Somerset, Esq., Lincoln	127
T. Girardot, Esq., No. 1 Essex, Towns of Sandwich and Amherstburgh.....	128
J. R. Miller, Esq., Parry Sound	129
Rev. A. McColl, Chatham	129

E.—ORDERS IN COUNCIL:—

I. Appointment of Sub-Examiners for December Examination	130
II. Appointment of additional Sub-Examiners for December Examination ..	130
III. Regulations respecting Appeals by Candidates at Examinations.....	130
IV. <i>Re</i> Intermediate Examination at St. Thomas and Berlin.....	130
V. High School established at Mount Forest	131
VI. Examination Frauds.....	131
VII. Irregularities at Berlin and St. Thomas High School Examinations	133
VIII. Leave of Absence granted to Dr. S. P. May	133
IX. Certificates granted Teachers who passed examination in December, but whose Certificates were cancelled on account of being implicated in examination frauds.....	134
X. Appointment of Sub-Examiners for July Examinations	134
XI. Certificates granted to Candidates deprived of them owing to the frauds at the July Examinations	134
XII. Collingwood High School, established as a Collegiate Institute	134
XIII. Reimbursing the Trustees of S. S. No. 4, Oakland.....	134
XIV. Revised Regulations as to Public and High Schools	134
XV. Surrender of High School Lands, Niagara	134
XVI. Surrender of High School Lands, Newmarket	134
XVII. Regulations as to Authorized Text Books.....	135
XVIII. Establishment of a High School at Seaforth	135
XIX. W. J. Graham appointed caretaker of the Museum.....	135
XX. Omission of Text Books from list of approved Library and Prize Books..	135
XXI. Sub-Examiners for December Intermediate Examinations	135
XXII. Sub-Examiner appointed for December Intermediate Examinations	135

F.—TEACHERS' ASSOCIATIONS

G.—PROVINCIAL CERTIFICATES:—


(1.) Certificates granted by the Education Department	138
(2.) Number of Certificates issued, 1878.....	141
(3.) Total number of Certificates issued from 1871 to 1878.....	143

	PAGE.
H.—INSPECTORS' AND EXAMINERS' CERTIFICATES, AND RETIRED TEACHERS	
I Names of Persons who have received Inspectors' Certificates during 1878	143
II Names of Persons who have received High School Masters' Certificates during 1878.....	143
III. Names of Persons who have received Examiners' Certificates during 1878.....	144
IV. Teachers who have retired from the Profession during 1878	144
I.—LIST OF HIGH AND PUBLIC SCHOOL INSPECTORS	
(1.) List of High School Inspectors.....	147
(2.) List of Public School Inspectors	147

PART I.

GENERAL REPORT.

1878.



ANNUAL REPORT

OF THE

MINISTER OF EDUCATION (ONTARIO.)

FOR THE YEAR 1878, RESPECTING THE

PUBLIC, SEPARATE AND HIGH SCHOOLS,

ALSO,

THE NORMAL AND MODEL SCHOOLS.

PART I.—GENERAL REPORT.

To His Honour the Honourable D. A. Macdonald, Lieutenant-Governor of the Province of Ontario.

MAY IT PLEASE YOUR HONOUR,

I herewith present the Report of the Education Department on the condition of the Public, Separate, and High Schools, also of the Normal and Model Schools of the Province of Ontario, for the year 1878.

I will now proceed to give a Summary view of their condition, condensed from the Statistical Tables accompanying this Report:—

I.—TABLE A.—RECEIPTS AND EXPENDITURE OF PUBLIC SCHOOL MONEYS.

The Receipts.

1. The amount apportioned from the Legislative Grant was \$258,538—increase \$6,576. The apportionment is made to the several Counties, Townships, Cities, Towns' and Incorporated Villages, according to the ratio of the population in each, as compared with the whole population of the Province. The principle of distribution is according to the average attendance and the time of keeping open the Schools, Public and Separate, in each Municipality.

2. The amount apportioned from the Legislative grant (through the Educational Depository) for the purchase of maps, apparatus, prize and library books was \$15,756—decrease, \$2,347.

3.—The amount from County *Municipal* Assessment was \$872,354, showing an increase of \$14,049.

4. The amount available from *Trustees'* School Assessment was \$1,405,686—decrease, \$158,439.

5. The amount from Clergy Reserves Moneys, and from other sources, applied to School purposes in 1878, was \$694,984—decrease, \$35,702.

6. The Total Receipts for all Public School purposes for the year 1878, amounted to \$3,247,321, showing a decrease of \$175,863 over the total receipts of the preceding year.

7. The following table shows the progressive increase in the amounts levied by the Municipal and School Trustee Corporations, and also the yearly increase in the total receipts since 1860.

TABLE showing the progressive increase in the amounts levied by the Municipal and School Corporations, and also the yearly increase in the Total Receipts since 1860.

1860	1861	1862	1863	1864	1865	1866	1867	1868	1869	1870	1871	1872	1873	1874	1875	1876	1877	1878
\$	\$	\$	\$	\$	\$	\$	\$	\$	\$	\$	\$	\$	\$	\$	\$	\$	\$	\$
278663	278445	274471	287768	304382	308092	319154	351873	362375	372743	385384	492481	531391	601351	606338	758407	793161	858305	872354
County Municipal Assessment . . .																		
556682	587297	620268	631755	659389	711197	760366	799708	855538	890834	951099	1027181	1232101	1439390	1599437	1547125	1553574	1564126	1405769
Trustees' School Assessment . .																		
488897	515897	501384	513362	520425	523711	528151	501879	571119	563849	607981	604806	766778	929624	1024296	1059892	1046929	1000754	969281
All other Receipts																		
1324272	1381279	1396123	1432885	1484187	1545000	1607971	1743460	1780322	1827426	1944364	2124471	2330270	2967365	3279271	3305454	3393655	3123185	3247321
Total Receipts.																		
14422	57006	14843	86762	51391	60813	62970	62364	118997	38993	116938	18010	405799	437094	271906	126189	28201	29529
Increase in Total Receipts																		

The Expenditure.

1. The amount paid by trustees for salaries of teachers in 1878 was \$2,011,207,—decrease \$26,891.
2. For maps, globes, prize books and libraries, \$12,507, decrease, \$5,032. The Legislative aid given to trustees (through the Educational Depository) for these objects was, \$15,756.
3. For sites and building of School-houses, \$413,392—decrease, \$64,000. For several years after the passage of the School Act of 1871, a large amount was yearly expended in the erection of new school-houses, so that the country is now tolerably well supplied with them. A decrease of this item may therefore be expected for some years to come.
4. For rent and repairs of School-houses, &c., \$422,239—decrease \$88,218.
5. Total expenditure for all Public School purposes, \$2,889,347—decrease, \$184,142.
6. Balance of School Moneys not paid at the end of the year when the returns were made, \$357,974—increase, \$8,278.

II.—TABLE B.—SCHOOL POPULATION, AGES OF PUPILS, PUPILS ATTENDING PUBLIC SCHOOLS, AVERAGE ATTENDANCE.

The Statute requires that the trustees' returns of School population shall include the entire number of children resident in their School Division; and it confers the *equal* right of attending the Schools upon all residents in such divisions, between the ages of five and twenty-one years.

1. The School population (comprising only children between the ages of five and sixteen years) reported by trustees was 492,360—decrease, 2,444.
2. The number of pupils between the ages of five and sixteen years attending the Schools, was 467,433—decrease, 1,808. Number of pupils of other ages attending the Schools, 21,582—decrease, 37. Total number of pupils attending the Schools, 489,015—decrease, 1845.
3. The number of boys attending the Schools, 260,400—decrease, 670. The number of girls attending the Schools, 228,615—decrease, 1,175.
4. The number reported as not attending any School for four months during the year, is 27,415—increase, 1,441. These were between the ages of seven and twelve years, during which School Boards and Trustees are required by the Public Schools Act to see that all the children in their School districts attend School for four months in the year.
5. The average attendance, viz., the aggregate daily attendance divided by the legal number of teaching days in the year, was 224,588—increase, 7,404.

III.—TABLE C.—NUMBER OF PUPILS IN THE DIFFERENT BRANCHES OF INSTRUCTION.

This Table shows the number of pupils as classified under the new system.

IV.—TABLE D.—RELIGIOUS DENOMINATIONS, CERTIFICATES, ANNUAL SALARIES OF TEACHERS.

1. *Number of Teachers, Male and Female.*—In the 4,990 schools reported, 6,473 teachers have been employed—increase, 5; of whom 3,060 are male teachers—increase, 40; and 3,413 are female teachers—decrease, 35. It will thus be seen that there are about 400 more female than male teachers.

2. *Religious Persuasions of Teachers.* Under this head there is little variation. The teachers are reported to be of the following persuasions:—Church of England, 949—decrease, 23; Roman Catholic, 789—decrease, 23; Presbyterians, 2,042—increase, 20; Methodists, 2052—increase, 47; Baptists, 337—decrease 11; Congregationalists, 106—increase, 9; Lutherans, 20; Quakers, 17; Christians and Disciples, 49; reported as Protestants, 65; Plymouth Brethren, 2; Unitarians, 5; other persuasions, 40.

Of 789 teachers of the Roman Catholic Church 456 are employed in the Public Schools, and 333 are teachers of R. C. Separate Schools.

3. *Teachers' Certificates.*—Total number of certificated or licensed teachers reported, 6,473—increase, 5; Provincial Certificates, 1st class, 210—decrease, 40; 2nd class, 1,409

—increase, 105 ; County Board Certificates of the Old Standard, 1st class, 328—decrease, 43 ; 2nd class, 142—increase, 8 ; 3rd class, none—decrease 14 ; New County Board, 3rd class Certificates, 3,904—decrease, 22 ; Interim Certificates, 480—increase, 11.

4. *Annual Salaries of Teachers.*—The highest salary paid to a male teacher in a *County*, \$800—the lowest, \$125 ; in a *City*, the highest, \$1,000—the lowest, \$500 ; in a *Town*, the highest, \$1,200—the lowest, \$200. The *average* salary of *male* teachers in *Counties*, was \$382—of *female* teachers, \$247 ; in *Cities*, of male teachers, \$730.— of female teachers, \$313 ; in *Towns*, of male teachers, \$577—of female teachers, \$274. The average decrease of male teachers' salaries for the Province during 1878, is \$3 per male teacher.

V.—TABLE E.—SCHOOL BOARDS AND RURAL SCHOOL CORPORATIONS.

1. The number of *Urban School Boards* was as follows:—In *Cities* 16 ; in *Towns*, 83 ; in *Incorporated Villages*, 125, being a total of 224.

2. The number of *Urban School-houses* was as follows : In *Cities*, 116 ; in *Towns*, 174 ; in *Incorporated Villages*, 175.

3. The total number of *pupils in Urban Schools* registered during the year was, in *Cities*, 43,754 ; in *Towns*, 49,041 ; in *Incorporated Villages*, 41,507 ; and the average daily attendance was, in *Cities*, 24,920 ; in *Towns*, 26,890 ; in *Incorporated Villages*, 19,608.

4. The number of *Township School Boards* was 4, that is to say, in the following *Townships*—Enniskillen, Tuckersmith, Macaulay and Morrison.

5. The number of *Rural School Sections* was, 4,751—decrease, 165. The number of *Rural Schools reported as kept open*, was 4,700—decrease, 137.

6. The decrease in number of *Rural School-houses* was 82. Of late years there has been a most satisfactory improvement in the *School-houses*, and in stone, brick, and frame taking the place of the old log-built *School-houses*.

7. The whole number of *School-houses* reported is 5,066, of which 1,569 are *brick*, 511 *stone*, 2,281 *frame*, 705 *log*.

8. *Titles to School Sites.*—*Freehold*, 4,902—decrease, 25 ; *Rented*, 164—decrease, 57.

9. *School Visits.*—By *Inspectors*, 12,745—increase, 353 ; by *Clergymen*, 8,042—increase 165 ; by *Municipal Councillors and Magistrates*, 2,076—decrease, 267 ; by *Judges and Members of Parliament*, 270—decrease, 82 ; by *Trustees*, 21,597—decrease, 322 ; by other persons, 55,522—increase, 1,373. Total *School visits* 100,252—increase, 1,220. *Trustees* especially are bound to show zeal and interest in *Public School Education* and by personal visits to the schools, and counsel to parents, incite them to educate their children.

10. *School Lectures.*—By *Inspectors*, 529—decrease, 128 ; by other persons, 320—increase, 88.

11. *Time of Keeping the Schools open.*—The average time of keeping the *Schools* open, exclusive of holidays, vacations and *Sundays*, was *two hundred and six days* in 1878. The actual number of legal teaching days was 221.

12. *Public School Examinations.*—The whole number of *Public School Examinations* was 9,949—decrease, 931 ; though less than two for each *School*. The law *requires* that there should be in each *School* a public *quarterly* examination, of which the teacher should give notice to trustees and parents of pupils, and to the school visitors (clergymen, magistrates, &c.) resident in the *School Section*. Such examinations being tests of efficiency on the part of teachers, and of progress on the part of pupils, cannot fail to produce beneficial effects on *Public Schools*.

13. *School Prizes and Merit Cards.*—The number of *Schools* in which prizes are reported as having been distributed to reward and encourage meritorious pupils is 1,663—decrease, 65.

14. *Prayers and Ten Commandments.*—Of the 4,990 *Schools* reported, the daily exercises were opened and closed with prayers in 4,288 of them—increase, 7 ; and the *Ten Commandments* were taught in 2,828—decrease, 143. While the *Public Schools Act* provides that "No person shall require any pupil in any *Public School* to read or study from any religious book, or to join in any exercise of devotion or religion, objected to by

his or her parent," the Department has framed regulations of a recommendatory nature on the subject, with forms of prayers, in the earnest hope that School Boards, Trustees and Teachers may thus be better enabled to impress upon their pupils the principles and duties of our common Christianity. In 4,288, out of 4,990 Schools, religious exercises of the kind recommended by the Department are voluntarily conducted.

15. *Maps*.—Maps are used in 4,670 Schools—increase, 4. Total number of maps used in Schools, 38,995—increase, 1,502.

VI.—TABLE F.—ROMAN CATHOLIC SEPARATE SCHOOLS.

1. The number of Roman Catholic Separate Schools is 177—decrease during the year, 9.

2. *Receipts*.—The amount apportioned and paid by the Department of Education from the Legislative Grant to Separate Schools according to average attendance of pupils as compared with that at the Public Schools in the same Municipalities, was \$12,620—increase, 244. The amount apportioned and paid for the purchase of maps, prize books and libraries, upon the usual condition of an equal sum being provided from local sources, was \$788—decrease, \$442. The amount of School *rates* from the supporters of Separate Schools, was \$79,120—increase, \$6,942. The amount *subscribed* by supporters of Separate Schools, and from other sources, was \$35,019—increase, \$537. Total amount received from all sources was \$127,549—increase, \$7,282.

3. *Expenditure*.—For payment of teachers, \$70,301—increase, \$100; for maps, prize books and libraries, \$1,914—decrease, \$896; for sites and building School Houses, \$25,864; for other School purposes, \$22,479.

4. *Pupils*.—The number of pupils reported as attending the Separate Schools was 25,280—increase, 328. *Average attendance*, 13,172—increase, 623.

5. The whole number of teachers employed in the Separate Schools was 333—decrease, 1; male teachers, 104—decrease, 1; female teachers, 229.

6. The same table shows the branches taught in the Separate Schools, and the number of pupils in each branch; also the number of schools using maps, &c.

VII.—TABLE G.—HIGH SCHOOLS, RECEIPTS AND EXPENDITURE, PUPILS, NUMBER OF SCHOOLS.

Receipts.—The balances reported from the preceding year (that is, of moneys not paid out by the 31st December, 1878), were \$13,810—decrease, \$2,856. The amount received by the High School Boards from Legislative grant for the salaries of teachers, was \$77,106—increase, \$1,947. The amount of Legislative grant apportioned for maps, prize books, etc., was \$1,796—increase, \$233. The amount of *Municipal Grants* in support of High Schools was \$202,848—increase, \$44,054. The amount received for *pupils' fees* was \$21,581—increase, \$828. Balances of the preceding year and other sources, \$103,045—increase, \$18,460. Total receipts, \$420,188—increase, \$62,667.

Expenditure.—For salaries of masters and teachers, \$223,010—increase, \$11,402; for building, rent and repairs, \$83,968—increase, \$32,551; for fuel, books and contingencies, \$83,904—increase, \$7,606; for maps, prize books, apparatus and libraries, \$5,126—increase, \$739. Total expenditure for the year 1878, \$396,010—increase, \$52,300. Balance of moneys, not paid out at the end of the year, \$24,178—increase, \$10,367.

Number of Pupils, 10,574—increase, 1,345.

Number of Schools, 104.

VIII.—TABLE H.—HIGH SCHOOLS, NUMBER OF PUPILS IN THE VARIOUS BRANCHES, MISCELLANEOUS INFORMATION.—HEAD MASTERS AND THEIR UNIVERSITIES.

Table H shows both the subjects taught and the number of pupils in each subject in each of the High Schools, the names, university degree (or certificate) of the Head Master, and the number of masters employed in each School, &c.

No. of Pupils.—In *English Grammar and Literature*, 10,486; in *Composition* 9,844; in *Reading, Dictation and Elocution*, 10,184; in *Pennmanship*, 7,683; in *Linear Drawing*, 2,881; in *Book-keeping*, 4,011; in *Arithmetic*, 10,450; in *Algebra*, 10,212; in *Geometry*,

9,713; in *Mensuration*, 5,383; in *History*, 9,855; in *Geography*, 10,074; in *Natural Philosophy*, 2,375; in *Chemistry*, 2,979; in *Natural History*, 242; in *Physiology*, 328; in *French*, 3,588; in *German*, 516; in *Latin*, 4,729; in *Greek*, 883; in *Gymnastics and Drill*, 1,822.

Of the School-houses, 74 were of brick, 20 stone, 10 frame; 5 were rented or leased, the remainder freehold. The tendency everywhere is to improve the buildings and grounds required for High School purposes, so as to make each High School worthy of its now recognized position of being the local College.

55 High Schools were under Union High and Public School Boards. The Grammar School at Kingston was established in 1791; at Cornwall, in 1809; at Brockville, in 1818; at Niagara, in 1808; at St. Catharines, in 1828. Many of the present High Schools and Collegiate Institutes represent the old Grammar Schools established in the several Districts of the former Province of Upper Canada. 2,068 maps were used in the 104 High Schools; 55 Schools use the Bible; in 89 there were daily prayers; 183 pupils matriculated at some University during 1878; 445 pupils entered mercantile life; 417 adopted agriculture as a pursuit; 633 joined the learned professions; 961 went to other occupations. The position of the High Schools as an essential and integral part of our educational system, is now well understood, as well as their practical value. They abundantly supply opportunities for secondary education, and thus protect the elementary schools from the tendency there would be in neglecting the many, in order to advance the clever few who are sufficiently advanced to call for instruction in secondary subjects. They also constitute the necessary stepping stone between the Public Schools and the University, and upon their efficiency depends the success of our efforts in opening the avenues of learning to every child in the Province, as well as in affording to each youth of ability the opportunity for the highest intellectual career. The High School is intended to meet in each county the requisites of higher education, just as the Public School in each section is established to furnish elementary instruction, and under the amended Regulations for the training of Public School Teachers, they have become the chief means for educating candidates in the different subjects prescribed for the non-professional examination for Second and Third-class Public School Teachers' Certificates, while uniformity in their work has been secured by making the results of the Intermediate Examinations, equivalent to passing such non-professional examination.

IX.—TABLE I.—NORMAL AND MODEL SCHOOLS.

Table I contains three abstracts, the first of which gives the gross number of applications, the number that had been teachers before entering the Normal Schools, attendance of teachers-in-training, certificates, and other particulars respecting them; the second abstract gives the counties from whence these students have come; and the third gives the religious persuasion of these students.

Table I shows that of the 8,022 students admitted (out of 8,853 applicants) to the Toronto Normal School since the beginning, 3,965 of them had been teachers; and of those admitted, 4,017 were males, and 4,005 were females. Of the 4,017 male candidates admitted, 2,689 of them had been teachers; of the 4,005 female candidates admitted, 1,276 of them had been teachers. The number admitted during the session of 1878 was 139. Of these, 89 were males, and 50 females. Of the male students admitted, 89 had been teachers; of the female students admitted, 41 had been teachers. Eighty-seven students were admitted to the third session of the Ottawa Normal School, 51 males, 36 females, 65 of them had been teachers before, 41 males, 24 females.

Table I contains abstracts in connection with the twenty-eight years' existence of the Normal School at Toronto, to show the total number of applications, certificates obtained, the Counties whence the students came, and their religious persuasions. Also, an abstract of the students admitted at the Normal School at Ottawa. The conditions under which Public School Teachers' Certificates were formerly granted have been changed by the Amended Regulations which came into effect in August, 1877, and Table I, with Appendix G, contains the information applicable to these new conditions. The Normal Schools at Toronto and Ottawa are now confined to the professional training of candidates for Second-Class Certificates, while in each County of the Province, one or more

County Model Schools have been established for the professional training of candidates for Third-Class Certificates, details of which will be found in Appendix G. In the Normal School the session for the instruction of candidates for First-Class Certificates extends throughout the Academic year, from September to July, and is literary and scientific, and also professional—but attendance is optional—while for Second-Class Certificates the attendance is obligatory on all candidates during one of three sessions of twelve weeks each into which the Academic year is divided. The whole time of each session is devoted exclusively to instruction in the theory and practice of teaching. Successful candidates are entitled to be repaid out of Provincial Funds for their travelling expenses. In the County Model Schools the candidate who has passed the examination in the prescribed literary and scientific subjects for Third-Class Certificates is required to be instructed in the actual practice of teaching for one term at least, and he must also satisfactorily pass this examination in order to obtain his Third-Class Certificate.

At the examinations of 1878 there were :

(1)	1st Class Candidates of Normal School, Toronto,	15	in number of whom	12	passed.
(2)	do do do	Ottawa,	9	do do none	do
(3)	2nd Class do do	Toronto,	137	do do 136	do
(4)	do do do	Ottawa,	108	do do 108	do

Appendix C shows the following results of the two terms of the County Model Schools which were in operation from September till the end of the year 1878, viz :—No. of Schools, 50 ; No. of Third-Class Candidates in attendance, 1,391 ; No. rejected by Board of Examiners, 52.

X.—TABLE J.—FREE PUBLIC LIBRARIES.

1. The amount expended in library books during 1878, was \$5,783, of which one-half has been provided from local sources. The number of volumes supplied was 6,796.

2. The value of Public free libraries furnished to the end of 1878, was \$174,785.

The *number of Libraries*, exclusive of subdivisions, 1,538. The *number of volumes* in these libraries was 294,931.

3. *Number and classification of public libraries and prize books which have been sent out from the Depository of the Department from 1853 to 1878 inclusive.* The total number of volumes for *Public Free Libraries* sent out, 284,931. The classification of these books is as follows :—*History*, 49,187 ; *Zoology and Physiology*, 16,868 ; *Botany*, 3,058 ; *Phenomena*, 6,963 ; *Physical Science*, 5,213 ; *Geology*, 2,481 ; *Natural Philosophy and Manufactures*, 14,313 ; *Chemistry*, 2,593 ; *Practical Agriculture*, 10,571 ; *Literature*, 28,872 ; *Voyages*, 27,226 ; *Biography*, 32,734 ; *Tales and Sketches, Practical Life*, 82,968 ; *Fiction*, 4,813 ; *Teachers' Library*, 7071 ; Total number of *Prize Books* sent out, 1,022,038 ; *Grand Total* of library and prize books (including, but not included in the above, 34,751 volumes sent to Mechanics' Institutes and Sunday Schools, paid for wholly from local sources), 1,351,720.

XI.—TABLE K.—SUMMARY OF MAPS, APPARATUS, AND PRIZE BOOKS SUPPLIED TO THE COUNTIES, CITIES, TOWNS AND VILLAGES DURING THE YEAR.

1. The amount expended by the Education Department in supplying maps, apparatus, and prize books for the Schools, \$38,467—decrease, \$2,863. The one-half of these sums was provided voluntarily from local sources ; in all cases the books or articles are applied for, and fifty per cent. of the value paid for by the parties concerned. The number of Maps of the World sent out was 302, of Europe, 308 ; of Asia, 238 ; of Africa, 204 ; of America, 503 ; of British North America, and Canada, 366 ; of Great Britain and Ireland, 192 ; Scriptural and Classical, 86 ; of other charts and maps, 941 ; of globes, 309 ; of other pieces of school apparatus, 4,816 ; of Historical and other Lessons, in sheets, 26,612. Number of *Prize Books*, 52,573.

2. From 1855 to the end of 1878, the amount expended for maps, apparatus, and prize books (not including Public Libraries), was \$622,115. The number of maps of the *World* furnished was 7,103 ; of *Europe*, 6,931 ; of *Asia*, 5,028 ; of *Africa*, 5,028 ; of *America*, 6,529 ; of *British North America and Canada*, 7,472 ; *Great Britain and Ireland*,

5,390; of *Classical and Scriptural Maps*, 3,664; *other Maps and Charts*, 11,209; *Globes*, 3,707; single articles of school apparatus, 37,049; *Historical and other Lessons, in sheets*, 339,992; *Volumes of Prize Books*, 1,022,038.

(1) TABLE SHEWING THE VALUE OF ARTICLES SENT OUT FROM THE EDUCATION DEPOSITORY DURING THE YEARS 1851 TO 1878, INCLUSIVE.

YEAR.	Articles on which the 100 per cent. has been apportioned from the Legislative Grant.		Articles sold at Catalogue prices without any apportionment from the Legislative Grant.	Total value of Library, Prize & School Books, Maps and Apparatus despatched.
	Public School Library Books.	Maps, Apparatus, and Prize Books.		
	Dollars.	Dollars.	Dollars.	Dollars.
1851.....	1,414	1,414
1852.....	2,981	2,981
1853.....	4,233	4,233
1854.....	51,376	5,514	56,890
1855.....	9,947	4,655	4,389	18,991
1856.....	7,205	9,320	5,726	22,251
1857.....	16,200	18,118	6,452	40,770
1858.....	3,982	11,810	6,972	22,764
1859.....	5,805	11,905	6,679	24,389
1860.....	5,289	16,832	5,416	27,537
1861.....	4,084	16,251	4,894	25,229
1862.....	3,273	16,194	4,844	24,311
1863.....	4,022	15,887	3,461	23,370
1864.....	1,931	17,260	4,454	23,645
1865.....	2,400	20,224	3,818	26,442
1866.....	4,375	27,114	4,172	35,661
1867.....	3,404	28,270	7,419	39,093
1868.....	4,420	25,923	4,793	35,136
1869.....	4,655	24,475	5,678	34,808
1870.....	3,596	28,810	6,175	38,381
1871.....	3,300	30,076	8,138	41,514
1872.....	4,421	42,265	10,481	57,167
1873.....	3,834	42,902	7,010	53,746
1874.....	5,337	44,631	8,547	58,515
1875.....	5,610	46,114	10,445	62,169
1876.....	5,434	43,284	12,116	60,834
1877.....	5,537	41,330	11,531	58,398
1878.....	5,783	38,467	8,974	53,224

(2) IMPORTS OF BOOKS INTO ONTARIO AND QUEBEC.

The following Statistical Table has been compiled from the "Trade and Navigation Returns," for the year specified, showing the gross value of Books (not Maps or School Apparatus) imported into Ontario and Quebec.

YEAR.	Value of Books entered at ports in the Province of Quebec.	Value of Books entered at ports in the Province of Ontario.	Total value of Books imported into the two Provinces.	Proportion imported for the Education Department of Ontario.
	Dollars.	Dollars.	Dollars.	Dollars.
1850.....	101,880	141,700	243,580	84
1851.....	120,700	171,732	292,432	3,296
1852.....	141,176	159,268	300,444	1,288
1853.....	158,710	254,270	412,980	22,764
1854.....	171,452	307,808	479,260	44,660
1855.....	194,356	338,792	533,148	25,624
1856.....	208,636	427,992	636,628	10,208
1857.....	224,400	309,172	533,572	16,028
1858.....	171,255	191,942	368,197	10,692
1859.....	139,057	184,304	323,361	5,308
1860.....	155,604	252,504	408,108	8,846
1861.....	185,612	344,621	530,233	7,782
1862.....	183,977	249,234	433,211	7,800
1863.....	184,652	276,673	461,325	4,085
½ of 1864 ..	93,308	127,233	220,541	4,668
1864-1865 ..	189,386	200,304	389,690	9,522
1865-1866 ..	222,559	247,749	490,308	14,749
1866-1867 ..	223,837	273,615	497,452	20,743
1867-1868 ..	224,582	254,048	478,630	12,374
1868-1869 ..	278,914	373,758	652,672	11,874
1869-1870 ..	220,371	351,171	571,542	13,049
1870-1871 ..	146,435	411,518	557,953	13,078
1871-1872 ..	212,644	477,581	690,225	20,315
1872-1873 ..	221,978	540,143	762,121	16,597
1873-1874 ..	246,926	530,434	777,360	16,789
1874-1875 ..	246,828	570,970	817,798	22,970
1875-1876 ..	210,196	489,777	699,973	17,893
1876-1877 ..	221,554	496,729	718,283	24,790
1877-1878 ..	233,789	462,215	696,104	10,358

 XII.—TABLE L.—SUPERANNUATED TEACHERS OF PUBLIC SCHOOLS.

1. This table shows the age and service of each Public School Teacher who was in receipt of his superannuation allowance at the end of the year 1878, and the amount which he receives. The system, according to which aid is given to Superannuated Public School teachers, is as follows:—in 1853, the Legislature appropriated \$2,000, which it afterwards increased to \$4,000, and then to \$6,000; on the adoption of the system of compulsory subscriptions, which increased the revenue to \$11,800, for 1873 the vote was again increased, and for 1878 was \$35,500. The allowance cannot exceed \$6.00 annually for each year the recipient has taught School in Ontario, except in cases of High School Masters, Inspectors of Public or High Schools, or teachers holding First or Second Class Certificates, when a further allowance at the rate of one dollar for each year of such service is granted. Each recipient must pay a subscription to the Fund of \$4 for the current year, and \$5 for each year of service in arrear since, and inclusive of, 1854; nor can any teacher share in the fund unless he pays annually at that rate, commencing at the time of his beginning to teach.

2. It appears from the Table that 533 persons have been admitted to receive aid, of whom 194 have died, have not been heard from, have resumed teaching, or have withdrawn from the fund before or during the year 1878, the amount of their subscriptions having been returned to them. Of the 533 admitted, 497 were males, 36 females.

3. The superannuation allowance is regulated by the provisions contained in the Public Schools Act (Revised Statutes, Chap. 205) Sec. 44 to 49 inclusive.

XIII.—TABLE M.—EDUCATIONAL SUMMARY.

This Table shows the number of Public Educational Institutions, the number of students and pupils attending them, and the amount expended in their support as far as returns have been obtained. The whole number of these institutions in 1878 was 5,098—decrease 150; the whole number of students and pupils attending them was 500,489—decrease 500; the total amount expended for all educational purposes was \$3,520,841. Total amount available for educational purposes, \$3,902,974—decrease, \$47,923.

XIV.—TABLE N.—GENERAL STATISTICAL ABSTRACT OF THE PROGRESS OF EDUCATION IN ONTARIO, FROM 1842 TO 1878, INCLUSIVE.

This Table supplies the material for comparing the number and character of Educational Institutions at different periods, the number of pupils attending them, and the sums of money provided and expended for their support.

By analyzing and comparing these statistics, a correct appreciation can be formed of what has been accomplished educationally in Ontario during the last thirty years. For example: in 1842, the number of Public Schools was only 1,721. In 1851, this had increased to 3,001; and in 1878, to 4,990; and the number of pupils attending them from 168,159 in 1851, to 489,015 in 1878. The amount paid for the support of Public Schools has been increased from \$468,644 in 1851, to \$2,889,347 in 1878 (not including balances not paid at the date of the date of the local reports), including the amount paid for the purchase, erection, repairs of School-houses and for other purposes, of which there are no reports earlier than 1850, but which at that time amounted to only \$56,755, and \$77,336 in 1851, but which in 1878 amounted to \$878,139, making the aggregate actually paid for Public School purposes in 1878, with the balances available and not paid out at the date of the local reports, \$3,247,322.

REPORT FOR THE YEAR.	1850.	1851.	1850.	1861.	1865.	1866.	1867.	1868.	1869.	1870.	1871.	1872.	1873.	1874.	1875.	1876.	1877.	1878.
No. of Public Schools Reported	3059	3001	3969	4019	4303	4379	4422	4480	4524	4566	4598	4661	4732	4758	4834	5041	5140	4990
Amount Paid for Public School Teachers' Salaries	333716	391308	895591	918113	1041052	1036880	1093516	1146543	1175166	1222981	1191476	1371594	1539123	1647759	1758100	1838321	2038099	2011297
Amount paid for erection, repairs of School-houses, fuel and contingencies.	56756	77336	264183	273305	314827	329353	379672	441891	449730	489380	611819	835770	1084463	1217582	1234980	1168134	1035390	878140
Balance forward each year	24016	16893	164498	189861	189121	229758	197147	206898	202530	232363	321176	322906	362839	375939	372573	387200	349696	357974
Total amount available each year	434488	485537	1324272	1384279	1545000	1667971	1670335	1789332	1827426	1944364	2124471	2539270	2967365	3233271	3365453	3393655	3423185	3247321

XV.—THE EDUCATIONAL MUSEUM.

The Educational Museum forms a valuable part of our system of popular education. It consists of a collection of School apparatus for Public and High Schools, of models of agricultural and other implements, of specimens of the natural history of the country, casts of antique and modern statues and busts, including busts of celebrated characters in English and French history, also, copies and engravings of some of the works of the great masters of the Dutch, Flemish, Spanish, and especially of the Italian Schools of painting. It also contains many objects of improved School appliances and architecture, as well as collections for promoting art, science and literature.

CONCLUSION.

The report for the year 1876 mentioned that in February of that year a responsible Minister had succeeded the former Chief Superintendent in the administration of the affairs of the Education Department, and that the functions of the late Council of Public Instruction had been vested in a Committee of the Executive Council. In order to meet the wants of the Public and High Schools, as well as to improve the facilities for training Public School Teachers, amendments to the law in several material particulars were passed by the Legislature in its next ensuing session, and Regulations to give these amendments practical effect, as well as to further improve the efficiency of our Schools, were considered and adopted by Your Honour in Council, so as to take effect at the end of the summer vacation of 1877. The amendments in the Law were incorporated in the Revised Statutes of the Province, and by the liberality of the Legislature, a compendium containing all the Laws and Regulations respecting the Public and High Schools of Ontario, has now been placed in the hands of all the School Boards, Corporations and Officials in the Province. The important changes and revisions which, in 1877, were made in the Law and Regulations, can be best understood by reference to the text contained in the compendium, but the results may be concisely stated here.

The principal changes made in the Law were as follows :—

I.—The Education Department was authorized :

1. To grant equivalents in the examination of Public School Teachers for passing High School Examinations.
2. To establish County Model Schools.
3. To prescribe regulations as to Elementary teaching, and to make certain subjects optional.
4. To require as a further condition for Teachers' Certificates, that they should also possess a knowledge of teaching to be gained in County Model Schools or in the Normal School.
5. To grant Second, as well as First-class, Certificates to Teachers, after examination by the Central Committee, the power of County Boards being limited in future to granting Third-class Certificates.
6. To restrain the granting of Permits and of renewals of Third-class Certificates.
7. To regulate and encourage Teachers' Associations.
8. To pay the travelling expenses of students at the Normal Schools, being candidates for Second-class Certificates.

The Public School Law was amended in many important particulars, amongst which may be mentioned :—

1. Power given to Trustees of Rural Schools to require Township Councils to pass the requisite By-law for borrowing money on time.

2. Special provisions for facilitating the formation of Township Boards, and for their dissolution, if found unsatisfactory.

3. Full power given to Township Councils in the formation, dissolution, and alteration of School Sections in the same part.

4. Also as to unions between parts of one Township and another Municipality or Municipalities, by which to secure this in a more just and equitable manner, and in which the authority of the Township Councils has been restored.

5. School Trustees can pay their Teachers quarterly and borrow money in anticipation of the annual rate therefor, and the County Council is similarly authorized.

6. The Municipal Councils are now bound, through their Municipal officials, to assess and collect all school rates, both for Public and Separate School purposes.

In regard to High Schools their position was permanently secured by preventing High School Districts being formed in the future, by giving the County Councils the power to discontinue existing Districts, and by making all High Schools, County Schools; and by requiring the County Council to raise towards the annual maintenance of the High School, at least an amount equal to that received from the Legislative Grant, and by requiring the Town or other Municipality in which the High School was situate to meet the whole cost of building and other school accommodation, as well as further sums for maintenance.

II.—The Regulations as revised and amended introduced the following amongst other improvements:—

1. Those as to Rural School accommodation were modified and declared to be commendatory rather than obligatory, except in cases of wilful omission or neglect, and to be carried out so far as the circumstances of each section might enable them to be complied with, without pressing unduly upon its resources.

2. The conditions for obtaining Certificates to teach in the Public Schools require; (1) For Third-Class Certificates, the age of eighteen for males, and seventeen for females, a wider range of subjects for the non-professional examination, including Euclid and Algebra, and attendance upon, and successfully passing in, the County Model School.

(2) For Second-Class Certificates, to pass not only the prescribed non-professional examination (in which the subjects of the Intermediate High School examinations are taken as equivalent), but also to have attended one session at one of the Normal Schools, and having passed the professional examination on the theory and practice of teaching.

(3) For First-Class Certificates, opportunities are afforded in the Normal Schools for obtaining instruction in the prescribed literary and scientific subjects, as well as in those which are professional, and a higher standard has also been imposed.

3. The powers of management by School Boards and Trustees have been made more flexible, especially by abolishing the General Time or Limit Table, and leaving this to be regulated by the Trustees and Teacher. The Programme or Course of Study is to be subject to the circumstances of the particular School, and the Inspector is instructed to permit of such modifications as thereupon may become necessary.

4. The list of Text Books has been extended by such additions as were urgently demanded by the Schools, while others, which experience had proved to be unnecessary, have been omitted. The Schools should now be able to supply themselves with books satisfactory in quality as well as reasonable in price, and properly printed and bound.

5. The work of the Normal Schools having been confined to the professional training for Second-Class Certificates, and to such as may be candidates for First-Class Certificates, is governed by special regulations, while that of the County Model Schools is similarly regulated.

6. The uniform examination and classification of all Candidates for Teachers' Certificates are fully secured by the regulations under which every detail is provided for, and by the assistance of sub-examiners the Central Committee is able to report promptly upon the results of the examinations for Second-Class Certificates and the Intermediate, at the High Schools. All Examiners are instructed that the examination tests are applied

to ascertain, not the comparative merits of individual candidates amongst themselves, but whether the candidate possesses a satisfactory amount of knowledge in the prescribed subjects, and that the standard in each subject should be regulated accordingly.

7. Increased efficiency has been given to Teachers' Associations in their valuable work of self-improvement, and encouragement in educational progress.

The amendments in the Law and Regulations only came into operation during the last half of the year 1877, and some of the results are seen in the experience of this year 1878.

I have the honour to be,

Your Honour's obedient servant,

ADAM CROOKS,

Minister of Education.

EDUCATION DEPARTMENT (ONTARIO),

Toronto, October, 1879.

PART II.

STATISTICAL REPORT.

1878.

TABLE A.—The Public

COUNTIES. (Including incorporated Villages, but not Cities or Towns.)	RECEIPTS.										
	For Teachers' Salaries, (Legislative Grant.)		For Maps, Apparatus, Prizes and Libraries, (Legislative Grant.)		Municipal School Assessment.		Trustees' School Assessment.		Clergy Reserve Fund, Balances and other sources		
	\$	c.	\$	c.	\$	c.	\$	c.	\$	c.	
Glengarry.....	3086	50	104	80	2877	03	13483	85	2376	25	
Stormont.....	2481	50	59	20	2493	50	15945	01	2106	48	
Dundas.....	29	00	180	02	5447	87	17585	85	2871	34	
Prescott.....	3045	00	77	53	4209	09	7784	52	4088	70	
Russell.....	1370	00	23	00	2011	75	12923	23	3235	27	
Carleton.....	4392	75	266	09	5595	28	330	8	10150	90	
Grenville.....	2954	00	232	30	5245	03	13690	51	93	1	
Leeds.....	4807	50	179	08	6482	97	30920	30	10851	64	
Lanark.....	4650	00	385	64	10665	60	23136	88	7298	37	
Benfrew.....	5206	00	165	53	6828	35	24536	69	7329	20	
Frontenac.....	4937	00	155	63	5266	66	23385	39	5684	33	
Lennox and Addington.....	3900	59	168	55	5110	93	19542	28	8612	79	
Prince Edward.....	2704	00	170	08	3450	26	19544	45	6904	84	
Hastings.....	7298	50	295	45	16005	93	34814	58	18934	97	
Northumberland.....	5331	00	351	39	9311	82	35154	77	11495	54	
Durham.....	4312	00	3	0	5060	25	349	9	6107	20	
Peterborough.....	3659	50	76	62	5574	39	22709	67	7254	93	
Haliburton.....	1567	00	52	32	1006	05	4154	47	2878	97	
Victoria.....	5495	72	175	46	9777	20	35219	45	14658	74	
Ontario.....	7	09	540	93	17256	22	43422	01	13147	95	
York.....	9097	50	685	80	18288	82	57183	60	40775	57	
Peel.....	3521	00	365	51	5890	74	24327	47	9529	65	
Simcoe.....	10709	61	694	03	14006	05	66750	43	14272	50	
Halton.....	2956	00	296	88	7273	97	20102	87	9250	90	
Wentworth.....	4151	00	298	79	4121	78	27162	23	11847	09	
Brant.....	2789	00	237	00	2869	33	26964	33	12958	30	
Lincoln.....	2954	50	95	18	9365	65	20162	65	17132	92	
Welland.....	3149	50	334	44	6629	58	20265	36	17924	20	
Halimand.....	3444	50	185	50	7817	03	22186	16	12599	91	
Norfolk.....	4337	50	293	75	4286	83	34224	87	13751	30	
Oxford.....	5999	00	720	18	6645	44	59307	53	15697	67	
Waterloo.....	4713	50	194	10	8867	61	3	125	23	20207	78
Wellington.....	8225	50	408	15	29025	43	53609	72	16562	70	
Grey.....	7890	00	578	49	7759	08	68633	08	15275	90	
Perth.....	5440	00	523	75	5440	94	45930	04	15418	26	
Huron.....	8697	00	819	18	19833	33	72823	65	24728	78	
Bruce.....	6913	50	469	68	16719	23	54754	18	26478	11	
Middlesex.....	9361	50	897	44	21999	03	72785	27	29568	65	
Elgin.....	4642	00	350	44	8851	00	34324	57	15153	04	
Kent.....	5017	50	574	00	15426	57	41606	52	12254	82	
Lambton.....	4927	50	544	10	7741	92	50118	46	21712	24	
Essex.....	3921	00	256	97	7018	90	33636	59	11750	24	
Districts.....	4770	25	187	11	1635	00	10334	34	4238	60	
Total.....	208475	83	13799	72	361280	44	1405686	80	543458	48	
CITIES.											
Belleville.....	1158	50	36	00	12416	55	2217	64	
Brantford.....	1360	50	210	20	11635	54	2364	41	
Hamilton.....	4115	00	50	00	39049	01	7926	75	
Kingston.....	1984	50	26	95	13391	97	2258	63	
London.....	2423	00	92	88	14630	93	11675	87	
Ottawa.....	3218	00	50	50	34611	25	29602	02	
St. Catharines.....	1314	50	8	63	14359	00	1947	69	
Toronto.....	8310	50	261	63	130971	30	7586	11	
Total.....	23827	50	736	19	271347	58	65579	12	

Schools of Ontario.

		EXPENDITURES.												
Total Receipts for all Public School purposes.		For Teachers' Salaries.		For Maps, Apparatus, Prizes, and Libraries, including 100 per cent.		For Sites, and Building School-houses.		For Rent and Repairs, Collectors' Fees, Fuel and other expenses.		Total Expenditure for all Public School purposes.		Balance.		
\$	c.	\$	c.	\$	c.	\$	c.	\$	c.	\$	c.	\$	c.	
21928	43	17243	78	209	87	760	08	2167	75	20381	49	1546	94	
23085	69	16749	05	118	60	2538	77	2135	92	21542	34	1543	35	
29005	08	22116	50	360	04	1749	87	2407	92	26634	33	2370	75	
19124	84	12521	73	155	06	2381	32	1595	21	16654	32	2470	52	
19563	25	139	3	54	141	48	1801	64	1817	94	17664	60	1898	65
53554	01	36606	66	979	11	5142	17	5430	62	48178	56	5375	45	
31422	88	19645	77	464	60	4024	66	3439	81	27574	84	3848	04	
53241	49	36894	77	522	50	4323	89	5455	26	47116	42	6125	07	
46136	49	33552	02	938	62	2428	92	5146	62	42065	58	4070	91	
44065	77	29040	85	681	13	5736	46	3967	52	43325	96	3739	79	
39428	41	27771	41	333	98	2827	32	4691	44	35624	15	3804	26	
37335	05	27660	00	337	10	1815	84	4188	79	34302	33	3332	72	
32773	63	26438	52	340	16	2247	16	3390	48	32416	32	357	31	
71349	43	44578	67	590	90	11737	94	6602	87	63510	38	7839	05	
61644	52	40796	32	702	78	5687	72	6817	49	54091	31	7640	21	
50838	83	37082	69	660	46	3147	51	4930	96	45871	62	4967	21	
39275	11	26514	56	204	95	5150	01	3817	79	35817	31	3457	80	
9658	81	5602	97	132	37	1471	88	978	63	8165	85	1492	96	
65326	57	39615	66	499	65	13109	83	8261	13	61516	27	3810	30	
81376	11	54930	24	1124	02	632	84	11222	92	74110	07	7266	04	
126131	29	75445	61	1508	58	17309	76	14936	85	10900	80	16930	49	
43634	27	29772	14	731	02	2560	53	5492	73	38576	42	5977	85	
106432	62	73450	66	2116	95	12571	48	10035	26	98174	35	8238	27	
39880	62	26908	72	593	76	4572	21	5963	50	37128	19	2742	43	
47580	89	31777	18	658	94	3090	40	5047	60	40574	12	7096	77	
3909	56	25331	15	592	97	1622	71	355	97	27902	80	11069	76	
49710	90	26553	98	270	77	5708	97	5643	21	38276	93	11433	97	
48303	08	27257	04	736	88	3449	64	5374	20	37408	76	10894	34	
46233	10	29553	05	371	00	5312	32	4726	54	39062	91	6270	19	
56894	25	35677	76	633	89	7017	78	5681	68	49101	51	7833	74	
79069	82	52089	56	1440	36	894	34	9104	27	71538	53	7531	29	
72108	22	46332	80	614	70	2957	39	6762	76	56947	65	15140	57	
107831	50	67935	05	1004	90	17986	94	11367	58	98254	47	9777	03	
106136	55	66115	93	1252	25	11366	48	11983	95	90718	61	9417	94	
72752	99	44680	55	1072	84	12789	32	6185	86	64728	57	8224	42	
126816	94	80182	25	1722	88	23910	55	19690	71	115966	39	10910	55	
105334	70	61618	07	939	76	29	75	19	11114	63	94447	65	10887	05
134611	89	80687	53	2080	55	23814	74	14429	23	124012	65	11599	84	
63321	05	40411	49	1300	78	7961	49	7354	28	57031	04	6291	01	
74679	41	46178	52	933	87	8293	29	9971	74	64477	42	10201	99	
85044	22	56038	61	1266	70	15598	91	10137	65	76921	87	8122	35	
55983	70	34736	53	1323	52	7489	56	6827	03	50370	64	543	06	
21165	30	11857	91	374	22	3169	57	3092	13	28484	83	2630	47	
2532701	27	1635188	40	32982	47	315015	40	269055	29	2252242	56	280458	71	
15828	69	9930	79	74	05	1575	00	4189	79	15769	63	59	06	
15510	65	9792	72	420	40	1339	02	3928	77	15149	91	69	54	
51131	76	27872	66	3490	26	6819	74	12750	04	59955	70	178	06	
17962	05	9820	03	221	50	1129	09	4637	11	16128	76	1833	29	
28825	71	13953	69	213	70	88	70	8881	39	22967	48	5883	23	
67481	77	23851	71	509	69	15713	51	14613	21	51588	03	12794	74	
17629	82	10974	69	17	26	1965	68	4368	95	17525	89	94	93	
147128	94	63835	59	697	98	32619	61	22521	83	125704	92	21424	02	
361490	39	175991	19	5644	75	61562	35	75951	12	319149	32	42341	07	

TABLE A.—The Public

TOWNS.	RECEIPTS.									
	For Teachers' Salaries, (Legislative Grant.)		For Maps, Apparatus, Prizes and Libraries. (Legislative Grant.)		Municipal School Assessment.		Trustees' School Assessment.		Clergy Reserve fund, Balances and other sources.	
	£	c.	£	c.	£	c.	£	c.	£	c.
Amherstburgh	297	00	48	00	4122	95	1753	01
Barrie	724	00	27	39	8505	91	1104	00
Berlin	604	00	25	50	5937	60	537	26
Bothwell	147	00	1442	14	1623	20
Bowmanville	448	00	2000	00	1632	40
Brampton	456	00	3450	00	148	82
Brockville	846	50	5	00	5688	72	1	77
Chatham	960	50	14	20	11800	00	9355	73
Clifton	241	50	70	10	2	09	00	2412	51
Clinton	447	00	3000	00	596	08
Cobourg	781	50	5050	00	441	15
Collingwood	417	00	5363	01	674	99
Cornwall	461	50	20	00	578	75	4118	27
Dundas	4	6	00	4040	93	1975	30
Durham	297	00	1800	00	69	08
Galt	669	00	29	89	9726	83	2313	44
Goderich	732	50	5387	94	267	70
Guelph	1084	00	18	25	13604	23	1512	97
Ingersoll	791	00	5829	02	2502	46
Kincardine	381	00	4434	00	1364	03
Lindsay	752	00	163	98	6022	27	1867	69
Listowel	146	00	25	26	5104	00	136	37
Meaford	251	00	2	00	00	29	05
Milton	234	00	10	05	21	0	63	1024	16
Mitchell	266	00	2893	00	2427	54
Napanee	537	00	3670	00	113	00
Niagara	269	00	1133	98	923	10
Oakville	251	50	37	33	1915	94	486	68
Orangeville	215	00	4816	34
Orillia	195	00	61	29	3660	00	45	00
Owen Sound	646	00	24	67	5	33	66	294	65
Palmerston	163	00	2079	73	2	33
Paris	393	00	24	00	33	9	65	1037	27
Perth	452	00	28	00	3724	57	1991	16
Peterboro	787	50	18	50	8995	78	3369	73
Petrolia	332	00	3450	00	119	27
Pictou	397	00	36	17	3992	00	630	70
Port Hope	906	00	6488	25	10	00
Prescott	541	50	47	50	3411	72	1019	26
Sandwich	172	00	30	11	1995	83	42	24
Sarnia	587	50	20	75	5390	61	10054	44
Seaforth	200	00	70	00	3200	00	1763	58
Simcoe	424	00	2084	12
St. Mary's	461	50	56	50	2852	29	4589	83
St. Thomas	473	50	4168	32	1658	24
Stratford	838	00	47	80	154	0	00	152	90
Strathroy	576	00	10	00	4500	00	180	84
Thorold	246	00	17	50	3870	70	1348	26
Tilsonburgh	236	00	25	00	911	05	1376	86
Walkerton	357	00	1329	20	4128	23
Waterloo	235	00	50	00	2670	00	321	34
Welland	316	00	2536	36	1025	03
Whitby	502	50	88	00	4153	60	218	60
Windsor	777	00	70	00	8988	30	1082	96
Woodstock	787	00	4100	00	2037	66
Total	26235	50	1220	74	239726	59	85947	32

Schools of Ontario—Continued.

EXPENDITURE.						
Total Receipts for all Public School purposes.	For Teachers' Salaries.	For Maps, Apparatus, Prizes and Libraries, including 100 per cent.	For Sites and Building School-houses.	For Rent and Repairs, Collectors' Fees, Fuel and other expenses.	Total Expenditure for all Public School purposes.	Balance.
% c.	% c.	% c.	% c.	% c.	% c.	% c.
6220 96	2750 00	309 74	1849 35	931 38	5840 47	389 49
10361 30	5614 76	54 78	2 00 00	863 76	8733 30	1628 00
7104 36	4830 35	391 89	65 38	1738 43	7026 05	78 31
3212 34	1418 80	611 67	2030 47	1181 87
4080 40	2750 00	75 34	170 00	559 88	3546 22	534 18
4054 82	2500 00	19 00	300 00	1165 60	3984 60	70 22
7818 18	5708 04	10 00	2026 19	7744 23	73 95
22130 43	9000 05	54 20	3690 00	3529 11	16273 36	5857 07
5133 11	2110 00	140 20	461 87	2712 07	2424 04
4043 08	3083 67	14 60	23 00	892 12	3987 79	55 29
6272 65	4519 64	60 00	180 11	1323 20	6 82 95	189 70
6455 00	4411 20	580 88	951 90	5943 98	511 02
5178 52	2499 00	40 00	950 00	1214 65	4694 65	483 87
6482 23	3289 76	2 00	2306 21	5597 97	884 26
2166 08	1300 00	568 00	298 08	2166 00
9739 16	5704 83	60 53	369 98	1246 18	7381 52	2377 64
6388 14	4416 12	10 00	1849 87	6275 99	112 15
16279 45	8899 99	56 75	1879 16	5901 76	16237 66	41 79
9122 48	5019 67	13 40	448 26	1373 13	6854 46	2268 02
6179 63	3299 50	1515 00	1132 00	5946 50	233 13
8805 94	5827 11	526 55	462 80	1379 48	8195 94	610 00
5411 63	2435 25	54 22	2237 08	610 38	5336 93	74 70
2700 05	1960 00	441 85	2401 85	378 20
3368 84	1505 72	24 10	359 00	290 82	2179 64	1189 20
5586 54	2915 08	824 60	3739 68	1846 86
4320 00	3242 76	969 63	4212 39	107 61
2326 08	1118 75	342 12	1460 87	865 21
2691 45	1789 87	74 66	6 00	284 35	2154 88	536 57
5031 34	2462 86	44 07	2524 41	5031 34
3961 29	2742 47	134 40	992 28	3869 24	92 05
6498 98	4338 00	95 05	1959 58	6392 63	106 35
2245 06	1933 50	3 9 23	2242 73	2 33
4843 92	3350 00	60 15	1272 71	4682 86	161 06
6195 73	2755 00	56 00	146 37	3086 54	6043 91	151 82
13111 51	7294 23	37 00	178 69	5248 14	12758 06	353 45
3961 27	2786 66	1158 50	3945 16	16 11
5055 87	3132 00	72 63	253 60	906 55	4364 78	691 09
7404 25	5845 77	1446 64	7292 41	111 84
5019 98	3233 89	95 00	859 93	794 92	4983 74	36 24
2240 18	1483 00	65 11	13 50	382 89	1944 50	295 68
16953 30	4558 06	60 75	9879 28	1552 89	16059 89	2 41
5235 58	2658 30	302 24	558 61	3519 15	1716 43
2508 12	1700 00	40 00	768 12	2508 12
7960 17	3850 00	113 00	3633 58	7396 58	363 59
6690 06	4310 25	8 00	803 12	5151 37	1448 69
16438 70	6953 79	95 69	6000 00	2208 20	15257 59	1181 11
5266 84	4058 33	20 00	1118 33	5196 66	70 18
5482 46	2938 00	71 95	979 69	3989 64	1492 82
2548 91	1963 55	50 00	128 00	407 36	2548 91
5814 41	2331 66	3466 91	5738 57	15 85
3256 34	2375 00	107 50	649 49	3131 99	124 35
3877 39	1981 50	218 06	755 65	2955 21	922 18
4962 70	3692 75	176 00	1000 69	4919 44	43 26
10918 26	7267 66	238 35	400 00	2961 81	10867 82	50 44
6924 66	4591 32	1578 33	6169 65	755 01
353130 15	200028 47	3880 18	36815 10	77231 70	317955 45	35174 70

TABLE A.—The Public

TOTAL.	RECEIPTS.				
	For Teachers' Salaries. (Legislative Grant.)	For Maps, Apparatus, Prizes and Libraries. (Legislative Grant.)	Municipal School Assessment.	Trustees' School Assessment.	Clergy Reserve Fund, Balances and other sources.
	£ s. d.	£ s. d.	£ s. d.	£ s. d.	£ s. d.
Counties, &c	208475 83	13799 72	361280 44	1405686 80	543458 48
Cities	23827 59	736 19	271347 58	6579 12
Towns	26235 59	1220 74	239726 59	85947 32
Grand Total, 1878	258538 83*	15756 65	872354 61	1405686 80	694984 92
do do 1877	251962 55	18104 47	858305 13	1564126 22	730687 39
Increase	6576 28	14049 48
Decrease	2347 82	158439 42	35702 47

* Including \$7200 for training of teachers at Model Schools.

NOTE.—All moneys reported in this or any of the following tables, represent actual payments made between the 1st January and 31st December.

Schools of Ontario—*Concluded.*

Total Receipts for all Public School purposes.	EXPENDITURE.						Balance.
	For Teachers' Salaries.	For Maps, Apparatus, Prizes and Libraries, including 100 per cent.	For Sites and Building School-houses.	For Rent and Repairs, Carriers' Fees, Fuel and other expenses.	Total Expenditure for all Public School purposes.		
% c.	% c.	% c.	% c.	% c.	% c.	% c.	\$ c.
2532701 27	1635188 40	32982 47	315015 40	269056 29	2252242 56	280458 71	
361490 39	175991 10	5644 75	61562 35	75951 12	319149 32	42311 07	
353130 15	200028 47	3880 18	36815 10	77231 70	317955 45	35174 70	
3247321 81	2011207 97	42507 40	413392 85	422239 11	2889347 33	357974 48	
3423185 76	2038099 50	47539 47	477392 90	510457 74	3073489 61	349696 15	
.....	8278 33	
175863 95	26891 53	5032 07	64000 05	88218 63	184142 28	

Tables A, B, C, D, E, include the statistics of Roman Catholic Separate Schools. These statistics are however, given separately in Table F.

TABLE B.—The Public

COUNTIES. (Including Incorporated Vil- lages, but not Cities or Towns.)	School population, between 5 and 16 years of age.	PUPILS ATTENDING					
		Pupils under 5 years of age.	Pupils between 5 and 16 years of age.	Pupils between 17 and 21 years of age.	Pupils over 21 years of age.	Total number of pupils of all ages attending school.	Boys.
Glengarry.....	5190	3	4862	240	4	5109	2694
Stormont.....	4921	29	4408	211	7	4655	2471
Dundas.....	5371	17	5210	266	9	5502	2932
Prescott.....	4910	23	3719	91	2	3835	2004
Russell.....	4874	59	3780	282	8	4129	2141
Carleton.....	9122	41	8491	421	22	8975	4835
Grenville.....	5451	8	5214	251	10	5483	29 0
Leeds.....	8150	21	8143	377	27	8568	4535
Lanark.....	8788	23	8122	230	18	8393	4348
Renfrew.....	7010	42	6969	232	9	7252	3840
Frontenac.....	7315	24	7222	239	5	7490	3856
Lennox and Addington.....	6100	17	5997	333	10	6357	3332
Prince Edward.....	4435	9	4422	363	17	4811	2632
Hastings.....	11038	39	10416	511	11	10977	5847
Northumberland.....	9134	10	8856	502	15	9383	5066
Durham.....	7660	20	7435	461	21	7937	4414
Peterborough.....	5898	27	5568	205	4	5804	3176
Haliburton.....	1428	13	1307	33	1	1354	749
Victoria.....	9400	31	9229	439	21	9820	5216
Ontario.....	13960	29	12133	702	27	12891	7063
York.....	17039	58	16690	812	32	17592	9561
Peel.....	6400	11	6347	390	16	6764	3638
Simcoe.....	19884	65	17865	747	34	18711	10046
Halton.....	5186	15	5181	203	14	5473	2993
Wentworth.....	6740	17	6572	387	28	7004	3921
Brant.....	5135	11	4853	285	4	5153	2841
Lincoln.....	5275	5264	304	9	5377	2872
Welland.....	6183	15	5971	314	9	6309	3359
Haldimand.....	6670	30	6538	410	18	6996	3730
Norfolk.....	8600	24	8566	616	24	9230	4979
Oxford.....	10153	9	9863	658	18	10548	5792
Waterloo.....	8843	13	8494	237	6	8750	4872
Wellington.....	17493	60	16755	877	76	17768	9687
Grey.....	18068	60	18496	993	40	19499	10367
Perth.....	10919	27	10759	370	10	11166	5999
Huron.....	20191	78	19921	809	49	20857	11209
Bruce.....	17493	61	17049	757	31	17889	9676
Middlesex.....	17657	23	17696	875	51	18645	9983
Elgin.....	8800	53	8755	621	18	9447	5101
Kent.....	10928	119	10883	496	25	11523	6097
Lambton.....	11299	20	11101	413	21	11575	6669
Essex.....	9082	28	8132	229	17	8406	4487
Districts.....	2837	15	2531	84	3	2633	1423
Total.....	390731	1297	375876	18246	801	396220	212753
CITIES.							
Belleville.....	2610	6	2542	8	2	2558	1282
Brantford.....	3180	2237	15	2302	1181
Hamilton.....	7600	7277	36	4	7317	3797
Kingston.....	4520	3698	44	3742	1895
London.....	4354	4774	28	9	4811	2464
Ottawa.....	6500	12	5860	82	5942	3286
St. Catharines.....	2815	2	2480	21	2503	1309
Toronto.....	17500	19	14476	69	3	14567	7452
Total.....	49079	39	43394	303	18	43754	22666

Schools of Ontario.

THE PUBLIC SCHOOLS.

Girls.	NUMBER OF PUPILS ATTENDING SCHOOL.						Number of children between 7 and 12 years of age not attending any school for four months of the year.	Average attendance of pupils.
	Less than 20 days during the year.	20 to 50 days.	51 to 100 days.	101 to 150 days.	151 to 200 days.	201 days to the whole year.		
2415	456	965	1346	1186	940	216	600	2245
2184	435	934	1224	1087	821	154	364	2031
2570	464	886	1388	1288	1204	272	795	2572
1831	362	803	1028	801	688	153	850	1966
1988	478	907	1061	801	695	187	662	1652
4140	707	1548	2344	2040	1718	618	470	4080
2583	489	954	1355	1268	1059	358	223	2531
4033	747	1547	2213	1938	1771	352	157	3740
4045	786	1427	1965	1830	1731	654	296	5055
3412	733	1443	1699	1814	1185	378	565	2522
3634	892	1670	2107	1519	1104	198	986	2779
3025	753	1397	1632	1251	1126	178	256	2779
2179	363	815	1132	1138	1107	256	183	2272
5130	1167	2267	2925	2443	1871	304	1236	5028
4317	752	1837	2430	1925	1876	563	379	4188
3523	767	1623	2005	1758	1511	273	332	2763
2628	558	1274	1455	1201	1115	201	673	2402
605	224	339	410	199	139	43	175	442
4604	1056	2091	2533	2126	1650	364	485	4027
5828	1219	2496	3433	2673	2562	508	380	6346
8031	1660	3300	4167	3664	3915	886	722	7609
3126	648	1417	1772	1480	1317	130	219	2703
8665	2103	3833	4863	4067	3199	648	1144	3731
2480	508	1005	1355	1158	1297	150	471	2426
3083	637	1249	1832	1608	1348	280	217	3139
2312	432	923	1281	1137	1116	264	124	4510
2705	479	1033	1458	1197	1192	218	731	2449
2950	569	1193	1588	1371	1289	299	185	2641
3266	636	1238	1798	1636	1336	352	192	3186
4251	838	1810	2572	2033	1636	341	363	3839
4756	727	1722	2612	2289	2445	753	301	5189
3878	498	1293	1991	1838	2601	529	328	4436
8081	1607	3423	4280	3951	3612	895	1418	7752
9132	2232	4535	5173	4014	2945	600	1892	7128
5167	742	1907	2712	2525	2707	513	392	5234
9648	1525	3468	5075	4630	4940	1219	747	9818
8213	942	3903	4432	3793	3801	1018	1959	8017
8662	1540	3431	4436	4177	4183	878	423	9169
4346	837	1670	2233	2023	2143	541	107	4529
5426	1108	2247	3005	2559	2215	389	1239	4694
5486	1042	2084	2876	2511	2434	608	860	5146
3919	933	1651	2325	2002	1219	276	659	3273
1210	476	659	660	438	342	58	233	875
183467	36127	76217	100311	86385	79105	18075	25013	172778
1276	245	298	583	594	715	123	35	1277
1121	109	255	470	524	738	206	1320
3520	317	752	1645	1390	2490	723	.. 150	4587
1847	233	404	1085	898	919	203	1966
2347	444	685	1041	1034	1442	165	.. 703	2508
2668	420	717	1409	1076	1498	834	3143
1194	163	317	551	530	843	96	1353
7115	793	1479	3144	2629	5748	774	150	8766
21088	2724	4907	9928	8675	14396	3124	1083	24929

TABLE B.—The Public

TOWNS.	School population between 5 and 16 years of age.	PUPILS ATTENDING					Total number of pupils of all ages attending school.	Boys.
		Pupils under 5 years of age.	Pupils between 5 and 16 years of age.	Pupils between 17 and 21 years of age.	Pupils over 21 years of age.			
Amherstburgh	708	...	645	22	667	377	
Barrie	1280	8	1037	66	1111	527	
Berlin	1163	883	1	884	454	
Bothwell.....	272	274	5	1	280	141	
Bowmanville.....	872	760	760	393	
Brampton	889	1	707	7	715	372	
Brockville	1530	1496	9	1505	758	
Chatham.....	2400	1959	41	2	2002	1027	
Clifton.....	500	493	12	505	260	
Clinton	663	1	648	1	650	331	
Cobourg	1400	1191	5	4	1200	601	
Collingwood	1005	1011	23	3	1037	543	
Cornwall	900	838	8	878	396	
Dundas	950	8	934	3	2	947	524	
Durham	251	230	12	242	133	
Galt	1196	1053	1	1054	559	
Goderich	1261	1107	15	3	1125	588	
Guelph	2431	2012	11	2023	1020	
Ingersoll	1100	1055	8	1063	558	
Kincardine.....	879	869	13	882	442	
Lindsay	1700	1572	39	1611	836	
Listowel	640	630	630	321	
Meaford	500	464	22	486	222	
Milton	350	363	18	381	211	
Mitchell	651	656	2	658	334	
Napanee	833	811	50	2	863	444	
Niagara	322	286	1	287	148	
Oakville	530	458	7	465	229	
Orangeville	750	700	9	709	350	
Orillia	1000	897	897	464	
Owen Sound	1200	1021	1	1022	514	
Palmerston	426	308	5	308	156	
Paris	940	804	34	838	441	
Perth	720	650	14	664	335	
Peterboro'	2000	1933	41	1974	996	
Petrolia	853	841	10	851	461	
Pictou	800	3	668	32	703	351	
Port Hope	1400	1243	9	1252	636	
Prescott	800	714	5	8	727	353	
Sandwich	257	257	11	268	135	
Sarnia	1237	1190	12	2	1114	560	
Seaforth	685	654	11	665	327	
Simcoe	520	513	7	520	285	
St. Mary's	1100	1048	3	1051	494	
St. Thomas	1460	1376	143	1521	747	
Stratford	1900	1777	7	1784	940	
Strathroy	1000	955	10	2	967	490	
Thorold	750	731	2	733	349	
Tilsonburgh	520	503	8	511	246	
Walkerton	690	673	1	674	353	
Waterloo	540	490	4	1	495	248	
Welland	570	514	3	517	287	
Whitby	950	1	865	22	2	890	496	
Windsor	1547	1338	9	1347	624	
Woodstock	1189	1123	5	1128	624	
Total	52550	22	48163	820	36	49041	24981	

Schools of Ontario—Continued.

THE PUBLIC SCHOOLS.

Girls.	NUMBER OF PUPILS ATTENDING SCHOOL.						Number of children between 7 and 12 years of age not attending any school for four months of the year.	Average attendance of pupils.
	Less than 20 days during the year.	20 to 50 days.	51 to 100 days.	101 to 150 days.	151 to 200 days.	201 days to the whole year.		
290	13	50	123	145	246	90	422
584	45	110	151	458	315	32	592
430	54	94	165	161	387	23	21	511
139	17	45	60	59	79	20	143
367	60	109	156	147	282	6	40	446
343	33	76	142	170	294	365
747	73	200	301	288	535	108	866
975	161	375	570	476	390	30	8	995
245	27	47	103	137	174	17	40	288
319	12	44	96	280	218	13	377
599	95	125	381	333	242	24	651
494	126	186	272	223	214	16	98	472
482	121	127	253	186	190	1	10	388
423	66	148	219	229	249	36	481
109	6	31	54	60	45	46	9	98
495	41	100	189	210	399	115	647
537	60	118	216	265	426	40	10	624
1003	92	232	450	484	679	86	1155
505	77	146	237	231	337	35	587
440	62	133	206	223	220	38	449
805	101	179	358	347	504	122	897
309	39	112	140	151	145	52	10	384
264	45	74	144	119	98	6	230
170	27	52	82	61	124	35	10	197
324	15	118	142	134	233	16	447
419	77	129	214	208	224	11	31	416
139	11	36	73	58	88	21	159
236	38	51	132	145	99	42	220
359	101	143	249	134	58	24	150	316
433	99	150	292	215	116	25	39	378
508	40	187	238	260	282	15	611
152	36	74	82	68	45	3	100	139
397	38	85	173	174	301	67	457
329	30	72	80	129	230	123	458
978	145	289	458	494	532	56	300	976
390	47	120	163	187	303	31	484
352	49	97	119	163	213	62	434
616	51	151	253	288	509	745
374	23	47	147	137	259	114	27	468
133	17	54	73	40	43	41	54	144
554	96	135	231	265	318	69	103	628
338	45	81	97	120	199	123	12	388
235	37	63	90	129	178	23	273
557	54	137	305	283	233	19	13	544
774	73	213	314	525	396	60	751
844	126	208	315	296	622	217	1080
477	78	110	152	196	391	40	23	532
384	49	75	178	148	208	75	421
265	41	58	98	102	150	62	282
321	61	99	154	134	215	11	352
247	19	35	70	103	203	65	319
230	68	107	129	125	88	53	292
394	75	130	204	173	293	15	485
723	101	175	248	360	304	159	30	909
504	61	148	262	254	351	52	13	607
24060	3245	6510	10803	11490	14476	2517	1319	26890

TABLE B.—The Public

TOTAL.	School population between 5 and 16 years of age.	PUPILS ATTENDING					
		Pupils under 5 years of age.	Pupils between 5 and 16 years of age.	Pupils between 17 and 21 years of age.	Pupils over 21 years of age.	Total number of pupils of all ages attending school.	Boys.
Counties, &c	390731	1297	375876	18246	801	396220	212753
Cities	49679	9	43394	303	18	43754	22666
Towns	52550	22	48163	820	36	49041	24981
Grand Total, 1878	492360	1358	467433	19369	855	489015	260400
Do 1877	494804	1430	469241	19312	877	490860	261070
Increase	57
Decrease	2444	72	1808	22	1845	670

Schools of Ontario—*Concluded.*

THE PUBLIC SCHOOLS.

Girls.	NUMBER OF PUPILS ATTENDING SCHOOL.						Number of children between 7 and 12 years of age not attending any school for four months of the year.	Average attendance of pupils.
	Less than 20 days during the year.	20 to 50 days.	51 to 100 days.	101 to 150 days.	151 to 200 days.	201 days to the whole year.		
183467 21088 24060	36127 2724 3245	76217 4907 6510	100311 9928 10803	86385 8675 11490	79165 14396 14476	18075 3124 2517	25013 1083 1319	172778 24920 26890
228615 229790	42096 43675	87634 88581	121042 127331	106550 109697	107977 100676	23716 20900	27415 25974	224588 217184
..... 1175 1579 947 6289 3147 7301 2816 1441 7404

TABLE C.—The Public

NUMBER OF PUPILS IN THE

COUNTIES. (Including Incorporated Villages, but not Cities or Towns.)	READING.						No. of Pupils in Sixth Class.	Spelling and Dictation.	Writing.	Arithmetic.	Geography.
	1st Reading Book.	2nd Reading Book.	3rd Reading Book.	4th Reading Book.	5th Reading Book.						
Glengarry	1461	1089	1334	1076	129	5109	3993	3982	2957	
Stormont	1374	911	1123	896	351	4003	3208	3343	2159	
Dundas	1424	1022	1233	1230	593	3553	3725	3810	2348	
Prescott	1251	1016	970	581	17	2805	2571	2927	1359	
Russell	1524	1114	1004	381	196	2320	244	2675	1574	
Carleton	2371	2040	2248	1450	823	43	5436	6937	6506	4036	
Greenville	1462	1290	1484	1069	261	16	4425	431	4504	2850	
Leeds	2302	1892	2533	1692	129	6723	6607	6802	5458	
Lanark	2306	1875	2564	1424	224	6164	6579	6826	5464	
Renfrew	2346	1754	1918	993	241	3997	4806	4847	3116	
Frontenac	2332	1871	2252	796	39	6164	5998	5889	4807	
Lennox and Addington ..	1789	1498	2032	1070	67	5437	6011	5782	5041	
Prince Edward	1172	934	1334	1118	253	3824	3921	4057	3707	
Hastings	4513	2079	2745	912	137	9161	9743	9976	6641	
Northumberland	2697	2468	2566	1453	199	9684	9383	9383	6831	
Durham	2298	1762	2247	1303	276	51	6063	6452	6540	4585	
Peterborough	1968	1492	1634	654	52	4	4569	4725	4760	4185	
Haliburton	469	354	327	175	37	1	1077	1010	1054	815	
Victoria	2995	2366	2915	1397	223	14	6934	7835	7939	6301	
Ontario	3692	2744	3738	2234	415	18	9239	10240	10258	7111	
York	5297	3759	4795	2959	768	14	13439	14484	14164	10512	
Peel	2322	1845	1789	742	66	5955	5899	5929	4273	
Simcoe	6313	4755	4837	2539	247	12924	13803	13952	10130	
Halton	2068	1304	1550	525	26	4937	5311	5260	3430	
Wentworth	1852	1452	2078	1194	428	5810	5816	5946	4113	
Brant	1438	1106	1399	941	351	8	4618	4517	4495	4324	
Lincoln	1518	1158	1633	994	274	4512	4262	4403	3136	
Welland	1671	1239	1560	1158	655	35	5092	5403	5515	3976	
Haldimand	1841	1458	1978	1346	366	7	5948	5918	5601	4565	
Norfolk	2395	1847	2390	1782	773	43	6529	6832	7081	4537	
Oxford	3134	2344	3134	1590	338	8	8343	8391	8885	6790	
Waterloo	2915	2064	2621	790	252	108	7117	7682	7840	5901	
Wellington	5149	385	475	3147	864	12	13657	13928	14511	10151	
Grey	5847	4765	5593	2898	388	8	13393	15649	15567	10767	
Perth	3401	2444	3300	1574	401	46	9022	9355	9169	6298	
Huron	699	4805	5973	2562	773	45	17230	18227	18793	14042	
Bruce	6040	4478	5005	2065	301	15811	15024	15226	10478	
Middlesex	5157	4534	490	3383	603	8	14540	15188	15685	8808	
Elgin	1979	1916	2460	2154	938	7612	7322	7835	6105	
Kent	3788	2719	2968	1670	438	9019	9188	9369	7012	
Lambton	3523	2800	3045	1829	358	9925	8870	10102	7013	
Essex	3343	1874	1769	1194	223	3	6650	7058	7244	5132	
Districts	1120	779	607	125	2	2326	2357	2323	1479	
Total	120729	91268	108310	61016	14405	492	309916	321083	327099	314367	
CITIES.											
Belleville	945	589	667	330	27	2213	2482	2339	2065	
Brantford	634	534	719	287	128	2392	2064	2064	2064	
Hamilton	2284	1376	1982	1366	309	7160	7125	7016	6907	
Kingston	1135	642	927	633	310	95	2444	2600	2921	2461	
London	1531	819	1498	725	159	88	4358	3722	4051	3408	
Ottawa	219	985	1635	658	517	5222	5308	4856	3288	
St. Catharines	661	457	681	494	219	1978	2385	2385	1678	
Toronto	5361	3631	3039	1535	519	482	12973	11923	13760	12529	
Total	14680	9331	11178	6028	2170	665	38650	37839	39392	34400	

Schools of Ontario.

DIFFERENT BRANCHES OF INSTRUCTION.

Drawing.	Vocal Music.	Object Lessons.	Grammar and Composition.	Canadian History.	English History.	General History.	Hygiene.	Algebra.	Geometry and Mensuration.	Chemistry and Agriculture.	Natural Philosophy.	Domestic Economy (Girls only.)	Book-keeping.	Drill & Calisthenics.
842	967	1360	2549	734	605	85	338	86	73	21	2	23	126	213
269	518	417	1856	282	372	117	3	110	88	3	71
343	653	579	2280	417	718	90	119	107	84	3	91	123
120	40	391	1250	398	277	96	82	11	54	21
210	372	735	1199	233	262	85	85	65	84	5	162	17	627
1281	1798	1344	3420	757	1011	183	155	237	267	27	2	57	119	505
309	803	625	2333	456	609	103	88	125	113	26	12	39	133	50
759	595	638	4125	1510	1336	141	209	175	151	4	28	151
997	1905	2023	4100	398	998	74	16	123	106	18	71
218	970	355	2601	404	496	44	58	44	42	7	30	63	60
1275	1323	1210	3116	491	613	107	155	106	78	14	5	21	115	197
2483	1575	1775	2819	675	710	92	51	103	95	37	9	12	180	505
2497	959	1911	2816	804	946	41	556	227	149	11	15	222	231
2149	3814	4852	3882	697	803	163	232	232	105	101	27	5	161	1266
1723	1252	1750	5011	713	1411	18	89	322	272	2	12	242	295
602	907	941	3681	225	1164	75	125	284	198	16	31	8	194	44
1047	677	682	2187	258	401	4	103	59	40	8	32	152
187	212	267	532	56	129	80	17	42	13	6	19	3	159
4122	4971	2357	4103	677	1021	275	684	288	263	24	101	76	1778
3197	4127	3936	5462	781	1769	131	370	393	278	1	14	18	210	684
7897	8154	6376	7924	1952	2610	370	618	404	552	93	45	476	461	899
4359	1855	2315	2763	642	746	109	149	109	141	1	9	103	164
2490	4230	3637	7518	1810	2040	465	740	323	367	76	24	185	1032
3951	1978	2931	2450	531	576	10	269	106	406	62	13	60	121
1297	1645	1369	3438	459	980	319	438	261	239	28	8	189	388
3665	2401	2121	2602	1105	1013	172	998	275	214	56	25	221	842
345	467	699	2385	311	728	116	141	158	118	13	10	181	97
970	1748	1911	3140	673	846	118	349	183	248	2	27	320	493
1479	1112	2921	3802	786	1143	100	112	171	117	4	1	116	222
1390	1473	729	2931	589	1133	213	202	192	247	42	20	409
2994	2492	2335	5184	1148	2441	246	319	401	334	38	45	2	315	617
5258	5283	4447	4306	1303	918	97	600	283	326	32	153	182	793
3631	5610	3992	8179	1746	2329	275	857	529	725	23	145	13	445	660
5275	5331	4128	8223	1728	2183	321	659	326	370	49	19	49	242	452
2266	3124	2623	5415	916	1369	165	507	362	363	17	41	179	236
11742	8522	12932	9729	5656	3131	244	3616	820	800	151	83	458	1316
4883	5835	5778	7848	2616	1908	171	697	344	310	114	151	204	1172
8890	5806	7032	8322	1722	2417	588	935	431	421	23	40	305	2373
2232	1108	3855	4728	557	1676	120	636	348	273	20	34	42	390	548
5672	2887	4639	4971	800	1493	183	709	358	300	204	87	7	284	778
1691	2489	2915	5360	1693	1449	136	221	306	249	15	9	27	217	710
2179	2307	4674	3241	1152	977	115	168	166	191	19	5	24	99	881
830	658	960	855	160	72	9	3	14	18	31	132
109920	104983	113429	175426	41065	49949	6063	17528	10009	9522	1194	1160	1358	7894	21895
1829	2426	2388	1686	927	370	89	32	15	36	1954
2259	2302	1655	1180	529	529	258	723	198	131	64	70	126	1538
5840	6507	6657	3129	692	1425	309	4933	110	110	110	350	170	169
2496	1976	1788	1838	662	789	229	717	297	312	89	20	275	1185
828	3609	1110	2322	105	280	315	145	475	56	390
3056	4309	3967	2783	608	597	282	159	265	388	250	1651	383	1647
1909	2015	1397	1320	1086	512	306	418	33	131	18	100	181
11498	13074	9084	8469	2633	1648	1511	3910	1409	1292	111	1206	1596	1420	2943
29706	36221	27746	22127	7242	6150	2984	11266	2489	2827	425	1423	3787	2641	8917

TABLE C —The Public

NUMBER OF PUPILS IN THE

TOWNS.	READING.					No. of Pupils in Sixth Class.	Spelling and Dictation.	Writing.	Arithmetic.	Geography.	Drawing.
	1st Reading Book.	2nd Reading Book.	3rd Reading Book.	4th Reading Book.	5th Reading Book.						
Amherstburgh	200	117	179	115	56	..	569	547	667	443	328
Barrie	365	315	281	136	14	993	909	869	664	86
Berlin	334	173	200	101	67	9	577	724	724	528	525
Bothwell	94	74	83	12	17	280	280	280	186	280
Bowmanville	264	145	230	121	649	526	649	595
Brampton	297	158	192	68	456	492	607	418	715
Brockville	401	357	387	208	92	80	1025	1104	1210	1025	338
Chatham	651	538	594	218	91	1730	1915	1915	1327	1585
Clifton	155	124	109	101	16	505	450	441	286	361
Clinton	284	125	95	95	51	366	454	650	370	207
Cobourg	383	323	316	137	31	10	1193	1076	1163	756	352
Collingwood	353	209	332	143	1037	887	1023	469	711
Cornwall	343	189	138	136	72	835	835	835	800	537
Dundas	261	275	188	183	40	796	879	709	737	203
Durham	56	44	58	44	40	162	152	152	228	212
Galt	338	142	304	189	70	11	996	1041	1026	704	430
Goderich	302	339	349	137	8	1117	1117	1120	823	483
Guelph	632	400	566	375	16	34	1780	1789	1779	1516	1641
Ingersoll	356	192	289	226	635	916	916	675	404
Kincardine	370	195	186	131	834	749	882	512	512
Lindsay	610	316	380	230	67	8	1219	1159	1470	930	748
Listowel	191	184	175	80	439	439	439	439	80
Meaford	153	53	114	71	78	17	397	340	413	356	225
Milton	148	79	124	18	12	381	381	381	233	381
Mitchell	198	155	186	119	460	460	460	405
Napanee	243	178	254	188	863	863	863	467	863
Niagara	102	46	88	51	244	244	214	185	51
Oakville	165	148	113	39	300	438	419	295	79
Orangeville	217	139	293	50	10	680	700	709	419	200
Orillia	400	217	134	146	623	280	897	384	280
Owen Sound	327	166	347	182	828	695	828	651	342
Palmerston	89	73	101	33	8	4	219	219	219	196	219
Paris	226	154	258	188	12	807	838	838	838	121
Perth	162	170	211	121	638	518	520	493	103
Peterboro'	724	427	415	373	35	1897	1899	1914	1480	1501
Petrolia	383	205	130	71	62	689	689	851	443	263
Pictou	200	158	145	118	78	4	517	503	665	503	541
Port Hope	447	156	364	186	48	51	1252	1252	1252	790	146
Prescott	195	175	186	131	18	21	599	514	719	501	222
Sandwich	89	55	66	44	14	268	268	268	136
Sarnia	353	328	225	200	8	959	852	1076	754	264
Seaforth	258	140	144	97	26	615	635	665	357	540
Simcoe	157	130	133	100	363	363	520	363	520
St. Mary's	239	301	316	165	1031	1051	1031	801	748
St. Thomas	365	476	397	262	21	1205	1217	1277	1082	610
Stratford	531	350	617	286	1581	1784	1539	1481
Strathroy	351	256	188	172	804	438	967	413	515
Therold	213	139	174	149	58	679	699	547	446	174
Tilsonburgh	212	92	146	41	20	511	511	511	299	212
Walkerton	186	134	175	179	674	674	674	488	488
Waterloo	198	114	79	62	31	11	418	413	495	297	354
Welland	136	138	173	70	451	433	451	323
Whitby	289	169	189	227	16	626	860	632	542	424
Windsor	454	343	309	228	13	979	1259	1236	1184
Woodstock	414	281	301	132	1128	1128	1128	578	288
Total..	16065	11059	12656	7685	1316	260	41939	41858	44725	32634	21742

Schools of Ontario—Continued.

DIFFERENT BRANCHES OF INSTRUCTION.

Vocal Music.	Object Lessons.	Grammar and Composition.	Canadian History.	English History.	General History.	Hygiene.	Algebra.	Geometry and Mensuration.	Chemistry and Agriculture.	Natural Philosophy.	Domestic Economy. (Girls only.)	Book-keeping.	Drill & Callisthenics.
127	431	359	58	133	84	38	26	13	15	127	16	88
939	612	417	242	123	16	12	12	14	258
547	664	377	311	157	76	84	3
231	251	112	29	17	17	17	81
760	160	393	59	59	121
.....	499	309	72	68	68
260	699	167	282	92	80	40	20	3
1941	1339	731	613	266	246	88	64	34	34	266	40
281	281	184	110	3	12	10	26	205
401	220	203	53	52	30	2	28	220
728	497	484	315	170	85	85	91	35	85	28	52	651
1037	422	657	52
470	255	388	95	151	37	37	57	51	103	481
567	86	347	226	187	42	66	42	44	50	69	60
212	212	84	40	40	10	29
860	260	448	208	145	74	137	66	66	66	66	2
1124	582	397	130	133	172	8	8
1850	543	1137	336	334	83	19	16	16	404
197	659	449	124	183	70	70	70
577	533	317	68	131	58
1172	630	816	196	283	59	128	69	100	10	53	125	38	1307
630	191	255	80	80
.....	297	219	149	78	17	70	60	78
381	351	233	124	30	66	12	12	5	150
.....	67
863	594	462	141	188	4	2	7	863
.....	139	22
134	201	247	88	39	37	1	1	1
.....	356	350	62	132	20	30	2	6
.....	280	70	89	5	897
391	165	507	87	80
.....	163	146	27	35	18	12	12
121	445	612	164	290	164	12	514
412	381	395	79	104	240
989	953	1012	295	205	91	1	1	13	30	38	200
789	443	62	133	62	32
24	511	335	154	179	9	68	75	123	71
.....	619	146	99	51	146
513	479	357	149	127	6	11	12	1	12
50	268	156	69	26	26	12	12	100
539	529	405	34	152	21	13	21	10	4
540	540	198	72	110	26	26	4
520	287	233	100	100	100	520
951	826	524	18	167
30	745	657	236	236	5
684	533	903	351	281	126
967	493	360	84	967
261	135	355	97	104	48	16	16	42
304	394	207	61	61	20	20	20	20
.....	488	488	179	179	179	90
436	391	242	49	104	104	18	40	50
.....	324	243	4	40
629	276	443	16	164	5	315
587	846	636	188	290	53	7	47	47	207	24
720	1128	432	288	132	132
26386	22037	22387	6605	7330	1399	1673	1156	1240	283	270	889	1062	8601

TABLE C.—The Public

NUMBER OF PUPILS IN THE

TOTAL.	READING.						Spelling and Dictation.	Writing.	Arithmetic.	Geography.
	1st Reading Book.	2nd Reading Book.	3rd Reading Book.	4th Reading Book.	5th Reading Book.	No. of Pupils in 6th Class.				
Counties, &c	120729	91268	108310	61016	14405	492	309916	321083	327099	314367
Cities	14680	9033	11178	6028	2170	665	38650	37809	39392	34400
Towns	16065	11059	12656	7685	1316	260	41939	41858	44725	32634
Grand Total, 1878	151474	111360	132144	74729	17891	1417	390505	400750	411216	381401
do do 1877	152002	110796	133706	72871	19857	1628	386393	396006	402248	375951
Increase	564	1858	4112	4744	8968	5450
Decrease	528	1562	1966	211

Schools of Ontario—*Concluded.*

DIFFERENT BRANCHES OF INSTRUCTION.

Drawing.	Vocal Music.	Object Lessons.	Grammar and Composition.	Canadian History.	English History.	General History.	Hygiene.	Algebra.	Geometry and Mensuration.	Chemistry and Agriculture.	Natural Philosophy.	Domestic Economy. (Girls only.)	Book-keeping.	Drill & Calisthenics.
109920	104983	113429	175426	41065	49949	6663	17528	10009	9522	1194	1160	1358	7894	21895
29706	36221	27746	22127	7242	6150	2984	11266	2489	2827	425	1423	3787	2641	8917
21742	26686	22037	22387	6605	7330	1399	1673	1156	1240	283	270	889	1062	8601
161368	167890	163212	219940	54912	63429	11046	30467	13654	13589	1902	2853	6034	11597	39413
153036	168942	146335	226977	43401	59694	13171	18984	11713	11228	3965	3729	3802	12689	2460
8332	16877	1511	3735	11483	1941	2361	2232	14810
.....	1052	7037	2125	2063	876	1092

TABLE D.—The Public

PUBLIC SCHOOL

TOTAL.	TOTAL.			RELIGIOUS DENOMINATIONS.									
	Public School Teachers.	Male.	Female.	Church of England.	Roman Catholic.	Presbyterian.	Methodist.	Baptist.	Congregational.	Lutheran.	Quaker.	Christian and Disciple.	Reported as Protestant.
Counties, &c.	5342	2807	2535	771	562	1690	1772	290	77	20	17	46	58
Cities	530	110	420	88	133	133	142	15	17
Towns	601	143	458	90	94	219	138	32	12	3	7
Grand Total, 1878....	6473	3060	3413	949	789	2042	2052	337	106	20	17	49	65
“ 1877 ...	6468	3020	3448	972	812	2022	2005	348	97	30	17	62	54
Increase	5	40	20	47	9	11
Decrease	35	23	23	11	10	..	13	..

Schools of Ontario.

TEACHERS.

			CERTIFICATES.									ANNUAL SALARIES.				
Unitarian.	Plymouth Brethren.	Other Persuasions.	Total holding Certificates.	Provincial 1st Class.	Provincial 2nd Class.	1st Class County Board (old.)	2nd Class County Board (old.)	3rd Class County Board (old.)	New County Board 3rd Class.	Interim Certificates.	Highest Salary Paid.	Lowest salary paid Male Teacher.	Male Teacher without board.	Female Teacher without board.	How many Teachers have ever attended N. S. Toronto or Ottawa.	
5	..	34	5342	73	1031	253	123	3406	456	800	125	382	247	791	
..	2	530	85	204	28	6	206	1	1000	500	730	313	209	
..	..	6	601	52	174	47	13	292	23	1200	200	577	274	133	
5	2	40	6473	210	1409	328	142	3904	480	1200	125	544	280	1133	
5	4	40	6468	250	1304	371	134	14	3926	469	1100	100	547	280	1084	
..	5	105	..	8	11	100	25	49	
..	2	40	43	14	22	3	

TABLE E.—The Public

TOTAL.	SCHOOLS.			SCHOOL HOUSES.					TITLE.		SCHOOL		
	No. of School Sections.	No. of Schools open.	No. of Schools closed or not reported.	Brick.	Stone.	Frame or Concrete.	Log.	Total.	Freehold.	Rented.	Inspectors.	Clergymen.	Municipal Councillors and Magistrates.
Counties, &c	4751	4700	51	1396	457	2226	697	4776	4626	150	9073	4947	1772
Cities	116	116	74	17	17	8	116	109	7	2235	891	104
Towns	174	174	99	37	38	...	174	167	7	1387	2204	200
Grand Total, 1878....	5041	4990	51	1569	511	2281	705	5063	4902	164	12745	8042	2076
Do 1877....	5219	5140	79	1445	526	2446	731	5148	4927	221	12392	7877	2343
Increase	124	353	165
Decrease	178	150	28	..	15	165	26	82	25	57	267

THE COMPANIES ACT

No.	Name	Capital	Paid up	Reserves	Total	Date	Place	Agent	Remarks
1	ABC COMPANY	10000	5000	2000	7000	1880	VICTORIA	J. SMITH	
2	DEF COMPANY	5000	2500	1000	3500	1880	VICTORIA	M. JONES	
3	GHI COMPANY	2000	1000	500	1500	1880	VICTORIA	P. BROWN	
4	JKL COMPANY	1500	750	300	1050	1880	VICTORIA	R. GREEN	
5	MNO COMPANY	800	400	150	550	1880	VICTORIA	S. WHITE	
6	PQR COMPANY	3000	1500	600	2100	1880	VICTORIA	T. BLACK	
7	STU COMPANY	1200	600	250	850	1880	VICTORIA	V. GRAY	
8	VWX COMPANY	600	300	100	400	1880	VICTORIA	W. HARRIS	
9	YZA COMPANY	4000	2000	800	2800	1880	VICTORIA	X. KING	
10	BCD COMPANY	2500	1250	400	1650	1880	VICTORIA	Y. LEE	
11	EFG COMPANY	1800	900	300	1200	1880	VICTORIA	Z. WALKER	
12	HIJ COMPANY	900	450	150	600	1880	VICTORIA	AA. YOUNG	
13	KLM COMPANY	700	350	120	470	1880	VICTORIA	BB. ADAMS	
14	NOP COMPANY	500	250	80	330	1880	VICTORIA	CC. BAKER	
15	QRS COMPANY	3500	1750	500	2250	1880	VICTORIA	DD. CARTER	
16	TUV COMPANY	1100	550	200	750	1880	VICTORIA	EE. DAVIS	
17	WXY COMPANY	650	325	110	435	1880	VICTORIA	FF. EVANS	
18	ZAB COMPANY	4500	2250	700	3000	1880	VICTORIA	GG. FOSTER	
19	BCD COMPANY	2800	1400	450	1850	1880	VICTORIA	HH. GIBSON	
20	EFG COMPANY	1600	800	250	1050	1880	VICTORIA	II. HARRIS	
21	HIJ COMPANY	800	400	130	530	1880	VICTORIA	JJ. IRELAND	
22	KLM COMPANY	550	275	90	365	1880	VICTORIA	KK. JONES	
23	NOP COMPANY	3800	1900	550	2450	1880	VICTORIA	LL. KING	
24	QRS COMPANY	1300	650	220	870	1880	VICTORIA	MM. LEE	
25	TUV COMPANY	750	375	130	505	1880	VICTORIA	NN. MARTIN	
26	WXY COMPANY	400	200	70	270	1880	VICTORIA	OO. NICHOLS	
27	ZAB COMPANY	6000	3000	1000	4000	1880	VICTORIA	PP. OLIVER	
28	BCD COMPANY	3200	1600	400	2000	1880	VICTORIA	QQ. PERKINS	
29	EFG COMPANY	1900	950	280	1230	1880	VICTORIA	RR. QUINN	
30	HIJ COMPANY	950	475	160	635	1880	VICTORIA	SS. ROBERTS	
31	KLM COMPANY	600	300	100	400	1880	VICTORIA	TT. SIMMONS	
32	NOP COMPANY	4200	2100	600	2700	1880	VICTORIA	UU. TAYLOR	
33	QRS COMPANY	1400	700	240	940	1880	VICTORIA	VV. THOMAS	
34	TUV COMPANY	850	425	140	565	1880	VICTORIA	WW. TURNER	
35	WXY COMPANY	500	250	80	330	1880	VICTORIA	XX. WALKER	
36	ZAB COMPANY	7000	3500	1200	4700	1880	VICTORIA	YY. YOUNG	
37	BCD COMPANY	3500	1750	450	2200	1880	VICTORIA	ZZ. ADAMS	
38	EFG COMPANY	2100	1050	300	1350	1880	VICTORIA	AAA. BAKER	
39	HIJ COMPANY	1000	500	170	670	1880	VICTORIA	BBB. CARTER	
40	KLM COMPANY	700	350	110	460	1880	VICTORIA	CCC. DAVIS	
41	NOP COMPANY	5000	2500	800	3300	1880	VICTORIA	DDD. EVANS	
42	QRS COMPANY	1500	750	260	1010	1880	VICTORIA	EEE. FOSTER	
43	TUV COMPANY	900	450	150	600	1880	VICTORIA	FFF. GIBSON	
44	WXY COMPANY	550	275	90	365	1880	VICTORIA	GGG. HARRIS	
45	ZAB COMPANY	8000	4000	1400	5400	1880	VICTORIA	HHH. IRELAND	
46	BCD COMPANY	3800	1900	500	2400	1880	VICTORIA	III. JONES	
47	EFG COMPANY	2300	1150	320	1470	1880	VICTORIA	JJJ. KING	
48	HIJ COMPANY	1100	550	180	730	1880	VICTORIA	KKK. LEE	
49	KLM COMPANY	800	400	130	530	1880	VICTORIA	LLL. MARTIN	
50	NOP COMPANY	6000	3000	1000	4000	1880	VICTORIA	MMM. NICHOLS	
51	QRS COMPANY	1700	850	280	1130	1880	VICTORIA	NNN. OLIVER	
52	TUV COMPANY	1000	500	160	660	1880	VICTORIA	OOO. PERKINS	
53	WXY COMPANY	650	325	110	435	1880	VICTORIA	PPP. QUINN	
54	ZAB COMPANY	9000	4500	1600	6100	1880	VICTORIA	QQQ. ROBERTS	
55	BCD COMPANY	4200	2100	550	2650	1880	VICTORIA	RRR. SIMMONS	
56	EFG COMPANY	2500	1250	350	1600	1880	VICTORIA	SSS. TAYLOR	
57	HIJ COMPANY	1200	600	190	790	1880	VICTORIA	TTT. THOMAS	
58	KLM COMPANY	900	450	140	590	1880	VICTORIA	UUU. TURNER	
59	NOP COMPANY	7000	3500	1200	4700	1880	VICTORIA	VVV. WALKER	
60	QRS COMPANY	1900	950	300	1250	1880	VICTORIA	WWW. YOUNG	
61	TUV COMPANY	1100	550	180	730	1880	VICTORIA	XXX. ADAMS	
62	WXY COMPANY	750	375	130	505	1880	VICTORIA	YYY. BAKER	
63	ZAB COMPANY	10000	5000	1800	6800	1880	VICTORIA	ZZZ. CARTER	
64	BCD COMPANY	4500	2250	600	3150	1880	VICTORIA	AAA. DAVIS	
65	EFG COMPANY	2700	1350	380	1730	1880	VICTORIA	BBB. EVANS	
66	HIJ COMPANY	1300	650	200	850	1880	VICTORIA	CCC. FOSTER	
67	KLM COMPANY	1000	500	170	670	1880	VICTORIA	DDD. GIBSON	
68	NOP COMPANY	8000	4000	1400	5400	1880	VICTORIA	EEE. HARRIS	
69	QRS COMPANY	2100	1050	400	1450	1880	VICTORIA	FFF. IRELAND	
70	TUV COMPANY	1200	600	210	810	1880	VICTORIA	GGG. JONES	
71	WXY COMPANY	850	425	150	575	1880	VICTORIA	HHH. KING	
72	ZAB COMPANY	11000	5500	2000	7500	1880	VICTORIA	III. LEE	
73	BCD COMPANY	4800	2400	650	3450	1880	VICTORIA	JJJ. MARTIN	
74	EFG COMPANY	2900	1450	420	1870	1880	VICTORIA	KKK. NICHOLS	
75	HIJ COMPANY	1400	700	220	920	1880	VICTORIA	LLL. OLIVER	
76	KLM COMPANY	1100	550	190	740	1880	VICTORIA	MMM. PERKINS	
77	NOP COMPANY	9000	4500	1600	6100	1880	VICTORIA	NNN. QUINN	
78	QRS COMPANY	2300	1150	450	1600	1880	VICTORIA	OOO. ROBERTS	
79	TUV COMPANY	1300	650	230	880	1880	VICTORIA	PPP. SIMMONS	
80	WXY COMPANY	950	475	160	635	1880	VICTORIA	QQQ. TAYLOR	
81	ZAB COMPANY	12000	6000	2200	8200	1880	VICTORIA	RRR. THOMAS	
82	BCD COMPANY	5200	2600	700	3900	1880	VICTORIA	SSS. TURNER	
83	EFG COMPANY	3100	1550	450	2000	1880	VICTORIA	TTT. WALKER	
84	HIJ COMPANY	1500	750	240	990	1880	VICTORIA	UUU. YOUNG	
85	KLM COMPANY	1200	600	210	810	1880	VICTORIA	VVV. ADAMS	
86	NOP COMPANY	10000	5000	1800	6800	1880	VICTORIA	WWW. BAKER	
87	QRS COMPANY	2500	1250	500	1750	1880	VICTORIA	XXX. CARTER	
88	TUV COMPANY	1400	700	250	950	1880	VICTORIA	YYY. DAVIS	
89	WXY COMPANY	1050	525	220	745	1880	VICTORIA	ZZZ. EVANS	
90	ZAB COMPANY	13000	6500	2400	8900	1880	VICTORIA	AAA. FOSTER	
91	BCD COMPANY	5500	2750	750	4250	1880	VICTORIA	BBB. GIBSON	
92	EFG COMPANY	3300	1650	480	2130	1880	VICTORIA	CCC. HARRIS	
93	HIJ COMPANY	1600	800	260	1060	1880	VICTORIA	DDD. IRELAND	
94	KLM COMPANY	1300	650	230	880	1880	VICTORIA	EEE. JONES	
95	NOP COMPANY	11000	5500	2000	7500	1880	VICTORIA	FFF. KING	
96	QRS COMPANY	2700	1350	550	1900	1880	VICTORIA	GGG. LEE	
97	TUV COMPANY	1500	750	270	1020	1880	VICTORIA	HHH. MARTIN	
98	WXY COMPANY	1150	575	240	815	1880	VICTORIA	III. NICHOLS	
99	ZAB COMPANY	14000	7000	2600	9600	1880	VICTORIA	JJJ. OLIVER	
100	BCD COMPANY	5800	2900	800	4700	1880	VICTORIA	KKK. PERKINS	

TABLE G.—The

SCHOOLS.		MONEYS.												
HIGH SCHOOLS.	COUNTIES.	RECEIPTS.												
		Balance from 1877.	Legislative Grant.				Local Sources.					Total Receipts.		
			For Masters' Salaries.	For Maps Prizes, &c.	Municipal Grants.	Fees.	Other Sources.							
%	c.	%	c.	%	c.	%	c.	%	c.	%	c.			
Alexandria	Glengarry	77	17	431	25	85	2	500	00			1866	42	
Almonte	Lanark	145	81	775	58	2315	01	45	00			3281	40	
Arnprior	Renfrew	4	26	577	03	10	50	928	22			1520	61	
Aylmer	Elgin	65	14	564	73	7	20	989	00			1626	07	
Barrie	Simcoe			755	23	995	23	705	00	6000	00	8455	46	
Beamsville	Lincoln	309	13	563	48	875	94			25		1748	80	
Belleville	Hastings			860	82	1772	07	123	00	481	55	2755	89	
Berlin	Waterloo	360	74	981	83	6	85	14	00	90	00	4026	80	
Bowmanville	Durham			995	20	73	83	2995	20	389	00	4154	23	
Bradford	Simcoe	3	53	441	00	45	65	852	00	32	00	1763	18	
Brampton	Peel	60	58	785	20	50	40	1989	20	10076	81	2954	38	
Brantford	Brant	290	63	2089	57	83	33	2000	00	1855	52	16975	86	
Brighton	Northumberland	299	24	481	23			981	23			1761	70	
Brockville	Leeds	87	18	521	13	36	26	3350	00	95	50	4090	07	
Caledonia	Haldimand	140	16	560	65	6	00	990	55			1697	36	
Campbellford	Northumberland	121	77	475	00			779	67			1376	44	
Carleton Place	Lanark	12	87	611	50			1253	79			1877	96	
Cayuga	Haldimand	295	74	436	00			835	50			1567	24	
Chatham	Kent			649	95	68	46	2076	46	367	00	3152	87	
Clinton	Huron	148	58	885	40	139	27	1585	40	605	00	707	75	
Cobourg	Northumberland	241	56	1336	40			400	00	867	00	2225	00	
Collborne	Northumberland	168	35	421	00	25	00	405	00		284	00	1303	35
Collingwood	Simcoe	36	41	1808	90			3242	30		1192	48	17020	09
Cornwall	Stormont			511	75	42	27	700	60	231	50	1641	89	
Drummondville	Welland	47	84	445	93			945	93	10	00	1449	70	
Dundas	Wentworth	2	93	654	13			1654	13			2311	19	
Dunnville	Haldimand	62	59	551	93	20	87	891	93		330	00	1857	32
Elora	Wellington	142	07	699	78	6	36	1212	50		14	55	2075	26
Farmersville	Leeds	137	88	616	25			1016	25		656	81	2427	19
Fergus	Wellington	35	85	736	80			1486	00		1791	25	4049	90
Fonthill	Welland			11	00								11	00
Galt	Waterloo	44	1535	07				3535	07	4261	06	8700	00	
Gananoque	Leeds	292	90	572	13	5	00	900	00				1770	03
Goderich	Huron	646	87	889	25	24	25	6520	00				8080	37
Grimsby	Lincoln	57	09	506	63	5	00	667	38		1	66	1237	76
Guelph	Wellington	318	00	858	03			11610	61				12186	64
Hamilton	City			2726	40	150	00	11763	59	1494	07	170	00	
Hawkesbury	Prescott	64	37	522	20			1322	20		3	00	1911	77
Ingersoll	Oxford	143	65	702	93	23	68	1230	57				2100	83
Iroquois	Dundas	40	99	536	08			963	50	73	00		1613	57
Kemptville	Grenville			449	43	30	10	833	43				1312	96
Kincardine	Bruce	4	00	561	43			1666	43		5129	45	7361	31
Kingston	City			1165	78	11	43	1600	00	1036	39	793	09	
Lindsay	Victoria			638	03	5	25	718	53		532	72	1894	53
Listowel	Perth	45	40	613	43			12	3	43		6	75	
London	City			1143	30			12267	27	60	00	492	74	
Markham	York	100	71	603	13			700	00	355	50	75	00	
Mitchell	Perth	103	98	641	80			1295	10				2040	88
Morrisburgh	Dundas			612	13			900	00				1512	13
Mount Forest	Wellington			240	40			660	00	276	35	786	75	
Napanee	Lennox	4	48	698	25			698	25		5873	28	7274	26
Newburgh	Addington			552	03			1072	59				1624	62
Newcastle	Durham	90	05	505	15	5	75	1000	00				1600	95
Newmarket	York	224	92	712	05			1150	00	507	64		2594	61
Niagara	Lincoln	183	64	511	68	7	25	853	03				1555	60
Norwood	Peterborough			494	93	35	26	644	93		306	45	1481	57
Oakville	Halt			542	83	10	67	1027	06				1580	56
Oakwood	Victoria	108	77	527	38			1030	88		87	27	1754	30

* Estimated—Report not received.

High Schools.

MONEYS.							PUPILS AND TERMS OF ADMISSION.	
EXPENDITURE.							Number of Pupils attending.	Fee per term of three months per pupil.
Masters' salaries.	Buildings, Rent and Repairs.	Maps, Prizes and Libraries.	Fuel, Books and Contingencies.	Total Expenditure.	Balance over.			
£ s. c.	£ s. c.	£ s. c.	£ s. c.	£ s. c.	£ s. c.	£ s. c.		
1462 80	312 28		10 53	1785 61		80 81	56	Free.
1700 00	600 00		140 59	2440 59		840 81	117	Free.
1191 00	14 54	21 00	291 19	1517 73		2 88	59	Free.
1306 00	67 53	24 40	124 53	1522 46		103 61	92	Free to County.
2780 52	4875 42	22 74	207 63	7886 31		569 15	102	\$2 00.
1300 00	72 85		196 82	1569 67		179 13	49	Free.
2250 00	126 14		289 75	2665 89		90 00	194	\$4 00 to non-residents.
2727 50	185 31	16 47	*901 97	3831 25		195 55	123	Free.
2750 00	170 00	149 17	550 88	3620 05		534 18	160	Free.
1044 50	258 74	91 30	272 13	1666 67		96 51	37	75 cents.
2041 66	729 72	100 80		2872 18		82 20	100	Free.
6383 00	4767 69	246 99	*5578 18	16975 86			280	\$4 00.
1125 00	179 14	20 00	103 46	1427 60		334 10	61	Free.
1900 00		72 52	*1524 81	3497 33		592 74	98	\$4 50 to non-residents.
991 67	367 01	12 45	217 58	1588 71		108 65	92	Free.
1246 66	13 40	18 40	97 98	1376 44			36	Free.
950 00	100 00		87 30	1137 30		740 66	76	Free.
1060 00	198 93	11 40	109 11	1379 44		187 80	41	Free.
2032 42	425 60	167 17	344 47	2969 66		183 21	116	\$1 00.
2636 33	88 75	365 47	676 44	3706 99		364 41	100	\$3 50 and \$4 00.
3325 66	70 00		*1616 48	5012 14		57 82	132	\$1 75 and \$3 50.
800 00	1 60	50 00	114 47	966 07		337 28	30	Free.
5309 99	174 64		*11535 46	17020 09			271	Free.
1690 00	1046 21	90 35	300 85	3127 41			60	\$1 50 and \$2 00.
1261 30	29 55		122 37	1413 22		36 48	49	Free.
1700 00			610 92	2310 92		27	82	Free.
1100 00	31 10	83 42	535 17	1749 69		107 63	55	Free.
1502 50	169 57	44 47	99 39	1755 73		319 53	82	Free.
1737 66	400 00		269 53	2427 19			79	Free.
1101 01	2485 63		151 12	3737 76		312 14	96	Free.
11 00				11 00				
6532 50		54 40	*11426 01	18012 91		18 73	270	\$5 00.
1400 00	150 00	10 09	210 03	1770 03			60	Free.
2315 00	4748 91	49 25	483 73	7595 99		484 38	148	Free.
1175 50	34 01	10 00	18 25	1237 76			40	Free.
2750 00	6460 62		365 29	9575 31		2611 33	176	Free.
12328 89	263 90	773 80	2937 47	16304 06			567	\$4 00.
1650 00	40 44		93 33	1783 77		128 00	89	Free.
1716 65	56 58	47 36	217 37	2037 96		62 87	112	Free.
1247 33			346 51	1593 84		19 73	55	\$1 00.
1175 00	9 34	60 20	68 42	1312 96			89	Free.
1422 27	3396 18	12 00	*2301 87	7132 32		228 99	57	Free.
3897 63	109 77	31 87	*507 42	4546 69			132	Free.
1745 00		33 08	116 45	1894 53			77	\$4 50.
1300 00	43 80		537 82	1881 62		7 39	105	Free.
5400 00	7833 35		729 96	13963 31			297	\$1 50 to non-residents.
1605 00			75 10	1680 10		154 24	65	\$3 00.
1600 00			233 14	1833 14		207 74	88	Free.
1512 13				1512 13			102	Free.
1193 35	276 84	53 50	*296 16	1819 85		143 65	61	\$2 00.
2433 51	38 20		4283 91	6755 62		518 64	122	Free.
1444 44	9 00		171 18	1624 62			65	Free.
1186 35	106 97	11 50	84 25	1389 07		211 88	41	Free.
1600 00	325 99		242 45	2168 44		426 17	60	\$4 00.
1290 00	66 40	30 10	167 93	1554 43		1 17	47	Free.
1263 33	37 49	73 49	107 26	1481 57			56	Free.
1400 00	36 19	21 34	123 03	1580 56			47	Free.
1195 60	27 80	15 73	214 74	1453 27		301 03	40	Free.

* Including the retirement of notes, &c.

TABLE G.—The

SCHOOLS.		MONEYS.						
HIGH SCHOOLS.	COUNTIES.	RECEIPTS.						Total Receipts.
		Balance from 1877.	Legislative Grant.		Local Sources.			
			For Masters' salaries.	For maps, prizes, &c.	Municipal Grants.	Fees.	Other sources.	
		% cts.	% cts.	% cts.	% cts.	% cts.	% cts.	
Omamee	Victoria	5 68	457 08		475 58		874 84	1813 18
Orangeville	Wellington	63 90	575 63		667 34		244 77	1551 53
Orillia	Simcoe		539 65	18 32	1976 28	118 04	221 70	2874 02
Oshawa	Ontario		632 37	42 00	2416 58			3150 95
Ottawa	City	118 89	1574 90		10677 65	717 00	6364 04	19452 48
Owen Sound	Grey		970 33	39 00	1661 67			2662 00
Pakenham	Lanark	360 19	549 91	11 00	851 00			1772 99
Paris	Braut	77 96	623 90	22 00	2123 00			2845 96
Parkhill	Middlesex	7 90	608 80	9 50	833 80			1469 00
Pembroke	Renfrew		5 33 33		804 42		391 65	1700 00
Perth	Lanark	2860 05	814 75		2184 20	280 00	869 84	7008 84
Peterborough	Peterborough		1515 40	10 00	5599 83	895 63		7930 86
Pieton	Prince Edward	138 28	607 68	12 29	6107 68			6865 93
Port Dover	Norfolk		484 48	6 49	423 23		362 55	1276 75
Port Hope	Durham	189 29	358 57		1700 00	497 00	4 00	3348 86
Port Perry	Ontario		1119 24		1894 24		46 00	3059 48
Port Rowan	Norfolk		518 35		522 10		235 55	1276 00
Prescott	Grenville		563 03	169 06	1576 83		47 20	2356 12
Renfrew	Renfrew	1028 82	461 95		649 75		254 75	2395 27
Richmond Hill	York	68 48	639 30	6 37	975 00	122 00	11 18	1822 33
Sarnia	Lambton		570 90		1625 05			2195 95
Simcoe	Norfolk		524 83		1374 20	15 00		1914 03
Smith's Falls	Lanark		454 53	11 00	810 95		2900 00	4176 48
Smithville	Lincoln	51 39	531 13		996 63		9 50	1588 65
Stratford	Perth	384 90	715 96		1457 01		18032 83	20590 70
Strathroy	Middlesex	69 61	848 84	11 00	1798 84	34 75		2763 04
Streetsville	Peel	314 27	439 50	51 17	996 00			1800 94
St. Catharines	City	81 59	2150 90		5830 00	936 00	2739 70	11737 69
St. Mary's†	Perth	686 30	1198 40		1636 00			3550 70
St. Thomas	Elgin		983 25	110 70	7417 93			8511 88
Sydenham	Frontenac	47 00	633 60		1200 00		200 00	2080 66
Thorold	Welland	139 42	533 73	42 35	2533 73			3249 23
Toronto	City	378 42	2108 40	86 67	3981 58	4477 75		11032 82
Trenton	Hastings		541 53		1141 53		105 40	1788 46
Uxbridge	Ontario	7 86	724 87		924 87			1657 60
Vankleek Hill	Prescott	130 81	528 43	25 00	528 43		407 49	1620 16
Vienna	Elgin		496 03	6 00	320 44			1422 47
Walkerton	Bruce	60 59	685 00		1485 00		1356 36	3586 95
Wardsville	Middlesex	13 52	531 68	36 00	1121 68		21 00	1723 88
Waterdown	Wentworth	71 41	948 85	73 54	948 85	270 69		2312 65
Welland	Welland	136 32	615 63	70 60	1465 63		5958 76	8246 94
Weston	York	25 25	549 63		970 00		4 90	1549 78
Whitby	Ontario		1026 74		3042 23			4068 97
Williamstown	Glengarry	76 93	486 33		1097 93		36 25	1696 54
Windsor	Essex		600 18		2711 23			3311 41
Woodstock	Oxford	487 31	610 13		1560 13	268 50	12 00	2938 07
Total for 1878.		13810 61	477106 30	1796 95	202848 13	21581 20	103045 26	420188 45
Total for 1877.		16666 93	75158 78	15 3 05	158794 06	20752 93	84585 05	337520 80
Increase.			1947 52	233 90	44054 07	828 27	18460 21	62667 65
Decrease.		2856 32						

† Estimated. Report not received.

‡ In addition to the above \$77106.30, the sum of \$1620 was granted for Meteorological observations.

High Schools.—*Concluded.*

MONEYS.						PUPILS AND TERMS OF ADMISSION.	
EXPENDITURE.						Number of pupils attending.	Fee per term of three months per pupil.
Masters' salaries.	Building, rent and repairs.	Maps, prizes and libraries.	Fuel, books and contingencies.	Total expenditure.	Balance over.		
% cts.	% cts.	% cts.	% cts.	% cts.	% cts.		
1198 75			604 98	1803 73	9 45	74	Free.
1300 00			158 08	1476 28	75 25	72	Free.
1351 66	18 20		492 66	2836 32	37 70	78	75c.
2637 50	274 41	36 64	155 04	3150 95		111	Free.
6100 00	325 82	34 27	*12984 68	19444 17	8 31	217	Free.
2600 00		62 00		2662 00		161	Free.
1012 50	334 75	22 00	134 15	1503 40	269 59	45	Free.
1700 00	171 49	44 00	308 62	2224 11	621 85	54	Free.
1140 00	75 00	19 00	188 40	1422 40	37 60	54	Free.
1250 00	450 00			1700 00		54	Free.
2100 00	2507 66		*1520 56	6128 22	880 62	144	\$4.00.
2000 00	600 00	20 00	*1949 28	7629 28	301 58	221	50c. resident; \$2.00 non-res.
1450 00	4763 04	24 58	564 20	6801 82	64 11	86	Free.
1150 00	23 05	12 98	90 72	1276 75		56	Free.
2709 58	261 01		353 54	3324 13	24 73	149	\$2.00.
2863 00		40 74	153 40	3057 14	2 34	118	Free.
1226 75			49 25	1276 00		36	Free.
1562 50	249 05	338 12	206 45	2356 12		67	Free.
1200 00	128 00	23 39	167 22	1518 61	876 66	46	Free.
1404 75	112 71	94 67	112 80	1724 33	98 00	87	\$2.00.
1591 67	212 81	57 12	334 35	2195 95		105	Free.
1450 00	464 03			1914 03		75	Free.
1162 00	2900 00	22 00	92 48	4176 48		55	Free.
1264 00	67 12		99 12	1430 24	158 41	45	Free.
2791 70	10249 69		349 04	13390 43	7200 27	154	Free.
2375 02		25 03	336 61	2736 66	26 38	104	Free.
989 45	411 43	117 35	139 17	1657 40	143 54	21	Free.
7280 17	1666 08		2702 56	11648 81	88 88	264	\$4.00 to non-residents.
3000 00	100 00		450 70	3550 70		182	Free.
2966 66	4797 98	221 40	525 84	8511 88		224	Free.
1650 00	144 50		211 89	2006 39	74 21	74	Free.
1549 99	1395 90	92 35	204 68	3242 92	6 31	60	Free.
9225 00	281 95	228 83	994 86	10730 64	302 18	302	\$5.00.
1250 00	131 00		115 09	1496 09	292 37	79	Free.
1500 00		30 00	99 10	1629 10	28 50	72	Free.
1315 50	119 35	99 37	85 94	1620 16		60	Free.
1175 50	96 21	30 00	120 76	1422 47		59	Free.
2025 00			*1561 95	3586 95		98	Free.
1000 00	111 03	75 20	364 15	1550 38	173 50	42	Free.
1700 00	168 11	149 16	55 75	2073 02	239 63	118	\$1.50.
1637 04	6240 83	141 20	219 89	8238 96	7 98	75	Free.
1215 00	118 00		161 74	1494 74	55 04	51	Free.
3367 50	139 62	77 00	484 85	4068 97		142	Free.
1497 07			131 60	1628 67	67 87	53	25c.
2247 90	765 50	39 00	259 01	3311 41		94	Free.
2550 00	166 84	30 00	169 32	2916 16	21 91	105	\$1.00.
223010 22	83968 96	5126 94	83904 07	396010 19	24178 26	10574	
211607 55	51417 36	4387 30	76297 98	343710 19	13810 61	9229	
11402 67	32551 60	730 64	7606 09	52300 00	10367 65	1345	

* Including the retirement of notes, &c.

TABLE H.—The

NUMBER OF PUPILS IN THE VARIOUS BRANCHES OF

HIGH SCHOOLS.	SUBJECTS.								
	In Christian Morals.	In English Grammar and Literature.	In Composition.	In Reading, Recitation and Elocution.	In Penmanship.	In Linear Drawing.	In Book-keeping and Commercial transactions.	In Arithmetic.	In Algebra.
Alexandria	36	36	36	36	36	11	36	36	36
Almonte	117	117	117	117	117	20	117	117	117
Amprior	59	59	59	59	59	23	59	59	59
Aylmer	92	92	92	92	92	30	92	92	92
Barrie	102	102	102	102	32	20	38	102	102
Beausville	49	49	49	49	49	19	49	49	45
Belleville	194	194	194	194	172	140	31	194	121
Berlin	123	123	87	40	30	30	123	123	123
Bowmanville	100	100	100	100	100	30	100	100	100
Bradford	37	37	37	37	37	8	37	18	16
Brampton	100	100	100	100	30	30	100	100	100
Brantford	280	229	175	150	150	65	280	280	280
Brighton	61	61	61	61	61	20	61	61	51
Brockville	98	98	98	98	98	35	98	98	87
Caledonia	92	92	92	92	92	14	92	92	92
Campbellford	36	36	36	36	36	6	36	36	32
Carleton Place	76	76	76	76	76	54	76	76	76
Cayuga	41	41	41	41	41	9	41	41	39
Chatham	116	116	116	116	116	30	116	116	116
Clinton	100	100	100	45	60	60	100	85	85
Cobourg	132	5	50	40	20	24	132	120	120
Colborne	30	30	30	2	2	30	30	30	12
Collingwood	271	271	245	119	25	88	271	271	271
Cornwall	60	60	60	60	60	23	60	60	60
Drummondville	49	49	49	49	49	37	49	49	49
Dundas	82	82	82	82	82	72	82	82	82
Dunnville	55	55	55	55	55	24	55	55	55
Elora	82	50	82	50	50	30	82	81	81
Farmersville	79	79	79	23	23	18	79	79	79
Fergus	96	96	96	96	96	96	96	96	94
Galt	270	140	270	270	19	5	270	183	180
Gananoque	60	60	60	56	60	6	60	60	56
Goderich	148	148	148	84	60	148	148	148	145
Grimsby	40	12	40	40	40	40	40	20	11
Guelph	176	176	176	130	40	176	176	176	176
Hamilton	567	567	567	450	450	450	567	567	567
Hawkesbury	88	88	68	27	32	88	88	88	88
Ingersoll	104	71	104	30	17	104	104	104	92
Iroquois	55	55	55	40	6	55	50	44	44
Kemptville	89	34	39	18	39	39	35	21	21
Kincardine	57	57	57	57	57	26	57	57	57
Kingston	132	132	132	88	28	56	132	132	132
Lindsay	77	77	77	77	50	34	77	77	77
Listowel	105	105	105	40	34	105	73	59	59
London	297	297	297	297	191	267	297	297	297
Markham	62	62	40	30	12	65	65	65	65
Mitchell	88	88	88	43	46	88	88	88	68
Morrisburgh	102	102	102	102	30	65	102	102	90
Mount Forest	61	61	61	61	20	8	61	61	61
Napanee	122	122	122	106	84	38	122	122	109

High Schools.

INSTRUCTION AND MISCELLANEOUS INFORMATION.

SUBJECTS.

In Logic.	In Trigonometry.	In Mensuration.	In History.	In Geography and Astronomy.	In Natural Philosophy.	In Chemistry and Agriculture.	In Natural History.	In Physiology.	In Elements of Civil Government.	In French.	In German.	In Latin.	In Greek.	In Gymnastics and Drill.
4	4	36	31	5	35					46		12	2	
	59	117	117	10	9					6		53	9	
4	30	59	59	9	9					14		12	1	20
7	102	92	92	26	30					41		25	4	20
1	1	102	102	38	38		12			5		43	8	
	194	49	49	19	19					93	2	26	3	
8	123	194	194	22	22					31		51	3	63
8	35	123	102	21	50					35	62	44	9	
		100	100	25	25					6	3	48	10	
		37	37					12		32		16		
6	100	100	100	30	35				100	4	50	18		
37	100	280	280	65	110					93	20	140	73	70
		61	61	5	10					7		17	2	
		98	98	23	23					52	8	42	3	
		92	92	14	14					17		17	5	
		36	36	8	10					6		22	5	
		76	76	29	25					20		23	2	
		41	41	7	7					11		11		
3	116	116	116	20	20					60	8	40	5	
8	60	100	100	60	60					33	6	23	14	40
	30	120	120	25	24					45	2	122	54	30
		29	30							4		8	3	
		269	169	78	78					10		184	21	75
	60	60	60	23	23					16		30	5	
	25	49	49							16		25	1	
	82	82	82	15	15					32		32	2	25
		55	55	26	26					12		11		
9	30	82	82	30	30					18	9	52	14	65
		79	79	18	48					29	3	33	5	32
		96	96	20	20					15		16	5	
10	60	140	270	46	107			35		168	37	228	42	270
3	21	60	60	6	12					32		23	3	
4	148	148	148	44	52					62		39	6	20
	10	40	40	1			10			11		14	1	
7	176	176	176	15	18					37	14	89	12	
62	567	506	506	140	126		104	163		374	68	256	49	218
		88	88	22	30					27		13	1	
3	21	104	104	12	16					26	2	29	4	
		55	55	5	5					11		30	6	
		34	29									24		
		57	57	26	26					9		19	6	
4	50	80	108	35	42					36		107	28	104
1	77	77	77	10	50					15		28	4	
3		105	105	39	39					16	14	17	8	
5	271	297	297	91	65					103	6	106	5	
		60	60	11	12					12	2	26	2	
9	9	88	88	9	9					13	40	20		
	102	102	102	32	38		10			23	1	34	7	28
4	28	61	61	28	7					22		38	4	
17	41	122	122	17	47					14	16	49	2	72

TABLE H.—The

NUMBER OF PUPILS IN THE VARIOUS BRANCHES OF

HIGH SCHOOLS.	SUBJECTS.									
	In Christian Morals.	In English Grammar and Literature.	In Composition.	In Reading, Recitation and Elocution.	In Penmanship.	In Linear Drawing.	In Book-keeping and Commercial Transactions.	In Arithmetic.	In Algebra.	In Geometry.
Newburgh		65	65	65	65		10	65	60	62
Newcastle		41	41	41	23		4	41	37	39
Newmarket		60	60	60	60		6	60	50	50
Niagara	47	47	47	47	47	18	13	47	40	37
Norwood		56	42	56	33		27	56	41	35
Oakville		47	47	47	35	4	14	47	47	31
Oakwood		40	40	40	40		14	40	40	40
Omemeé	74	74	52	52	37		37	74	42	42
Orangeville		72	72	72	21			72	72	64
Orillia		78	78	78		29	28	78	78	78
Oshawa		111	111	111	70		29	111	109	109
Ottawa		217	217	217	217		121	217	217	217
Owen Sound	161	161	93	154	102	63	68	161	161	161
Pakenham	45	45	45	45	45		12	45	45	44
Paris		54	54	54	54		38	54	54	54
Parkhill		54	54	54	54		12	54	54	54
Pembroke		54	54	54	28		10	54	54	54
Perth		144	144	144	144	100		144	144	144
Peterborough		221	221	221	106	106	19	221	221	221
Pictou		86	86	86	46	86	23	86	86	85
Port Dover	54	54	54	54	20		10	54	54	54
Port Hope		149	149	149	104	72	45	149	149	149
Port Perry		118	118	118	78	94	64	118	118	118
Port Rowan		36	36	36	36		8	36	36	36
Prescott		67	67	67	67	67	17	67	67	66
Renfrew		46	46	46	46		8	46	46	46
Richmond Hill		87	87	87			42	87	87	87
Sarnia		105	105	105	105	105	72	105	105	105
Simcoe		75	75	75	75		41	75	75	43
Smith's Falls		55	55	55	55	55	55	55	55	55
Smithville		45	45	45	18		16	45	45	43
Stratford		154	154	154	154		88	154	154	154
Strathroy		104	104	104	50		30	104	104	104
Streetsville		21	21	21	10		7	21	21	21
St. Catharines		264	264	264	145	164	92	264	264	264
St. Mary's		182	182	182	182		182	182	182	182
St. Thomas	224	224	224	224	83		81	224	224	154
Sydenham	74	73	73	73	73	70	30	73	73	73
Thorold		60	60	60	20		20	60	60	60
Toronto	302	302	227	300	230	150	203	302	302	202
Trenton		79	79	79		30	10	79	79	79
Uxbridge		72	72	72	40		12	72	60	56
Vankleek Hill		60	60	60	69	20	8	60	60	60
Vienna		59	59	59	59		17	59	59	57
Walkerton		98	98	98	98	40	98	98	98	98
Wardsville		42	42	42	42	8	8	42	42	42
Waterdown		118	118	118	118	22	55	118	118	118
Welland		75	75	70	65			75	75	75
Weston		51	51	51	51		10	51	51	41
Whitby		142	142	142	142	68	107	142	142	112

High Schools.—Continued.

INSTRUCTION, AND MISCELLANEOUS INFORMATION.

SUBJECTS.

In Logic.	In Trigonometry.	In Mensuration.	In History.	In Geography and Astronomy.	In Natural Philosophy.	In Chemistry and Agriculture.	In Natural History.	In Physiology.	In Elements of Civil Government.	In French.	In German.	In Latin.	In Greek.	In Gymnastics and Drill.
.....	65	65	65	10	10	10	6	1
.....	10	40	40	3	1	22	16	6
.....	10	10	60	60	10	15	30	32	9
.....	14	47	47	2	2	28	21
.....	34	44	56	26	26	22	21
.....	1	47	47	5	4	20	9	21	2
.....	7	40	14	13	1	1	18	2
.....	19	42	42	11	42	18	21	19	4
.....	72	72	21	19	24	1	26	3
.....	78	78	8	9	45	26
.....	4	75	111	111	9	9	35	4	21	6	90
.....	20	217	217	217	20	18	124	195	38
.....	8	161	160	161	68	68	4	6	51	13	72	14
.....	45	44	44	7	6	45	5	27	5
.....	1	38	54	54	38	38	25	48	1
.....	30	54	54	12	12	17	16	4
.....	2	20	54	54	3	2	16	1	38	9	36
.....	4	43	144	144	16	16	34	45	83	6
.....	6	221	221	19	19	14	67	8	81	9
.....	40	86	86	21	21	40	40	29	5	60
.....	2	19	54	54	19	12	33	6	27	3
.....	7	149	149	99	35	47	5	35	10
.....	15	118	118	118	70	70	30	2	32	26
.....	18	36	36	3	6	11	13
.....	1	40	67	67	9	9	22	14	2
.....	46	46	46	8	8	8	2	16
.....	30	87	87	26	49	40	52	17
.....	42	105	105	14	14	66	32	2
.....	75	75	2	75	75	13	34	12
.....	55	55	55	55	55	28	7
.....	10	45	45	6	6	13	3	20	3
.....	1	154	154	154	12	48	77	11	84	5
.....	4	30	104	104	30	30	17	22	5
.....	1	2	21	21	2	3	9	15	5
.....	16	264	264	264	92	92	5	5	78	5	154	20	95
.....	10	10	182	182	15	15	70	9	91	30
.....	5	224	224	224	81	81	67	4	127	5	72
.....	2	73	72	72	30	30	10	6	10
.....	1	60	60	25	6	20	6
.....	35	27	300	300	25	240	4	35	166	28	148	34	180
.....	1	23	79	79	9	9	34	17	4
.....	9	35	72	72	12	12	16	30	7	30
.....	60	60	10	20	25	22	6
.....	3	59	59	8	14	6	10	2	27
.....	3	98	98	98	15	15	35	53	34	8
.....	42	42	10	10	11	2	9	2
.....	10	40	118	118	28	28	54	65	14
.....	75	75	8	8	13	1	54	11
.....	1	15	51	51	12	12	51	8	30	2
.....	6	64	142	142	20	25	79	70	24	54

TABLE H.—The High

NUMBER OF PUPILS IN THE VARIOUS BRANCHES OF

HIGH SCHOOLS.	SUBJECTS.									
	In Christian Morals.	In English Grammar and Literature.	In Composition.	In Reading, Recitation and Elocution.	In Penmanship.	In Linear Drawing.	In Book-keeping and Commercial Transactions.	In Arithmetic.	In Algebra.	In Geometry.
Williamstown.....	53	53	53	53	53	53	20	53	45	45
Windsor.....		94	94	94	64	20	20	94	94	94
Woodstock.....		105	105	102	68	26	105	105	86
Total for 1878.....	1977	10486	9844	10184	7683	2881	4011	10450	10212	9713
Do 1877.....	1384	8819	8772	8762	6857	2755	3621	9227	8678	8113
Increase.....	593	1667	1072	1422	826	126	390	1223	1534	1600
Decrease.....										

Schools.—*Concluded.*

INSTRUCTION, AND MISCELLANEOUS INSTRUCTION.

SUBJECTS.

	In Logic.	In Trigonometry.	In Mensuration.	In History.	In Geography and Astronomy.	In Natural Philosophy.	In Chemistry and Agriculture.	In Natural History.	In Physiology.	In Elements of Civil Government.	In French.	In German.	In Latin.	In Greek.	In Gymnastics and Drill.
.....				53	53	40	40	18	40	21	2
.....	3	30	94	94	3	2	31	2	31	2
.....	3	28	103	103	28	28	11	5	42	5
.....	429	5383	9855	10074	2375	2979	242	328	270	3588	516	4729	883	1822	
9	359	4435	9106	9158	2168	2547	325	539	118	3091	442	4955	871	1067	
.....	70	948	749	916	207	432	152	497	74	12	755	
9	83	211	226	

TABLE H.—The

MISCELLANEOUS

HIGH SCHOOLS.	Brick, Stone or Frame.	When built.	Freehold, leased or rented.	Size of playground.	Estimated value of school-house and site.	Schools under United Boards.	Year when school first opened.	Number of Maps in School.	Number of Globes in School.	Estimated value of library, books, maps and furniture.
Alexandria	Brick	1875	Freehold	1½ acres	2000		1865	14		60
Almonte	Stone	1875	do	1	12000	1	1872		1	500
Arnprior	Brick	1875	do	4	8000	1	1865	14	1	450
Aylmer	do	1875	do		4000		1872	20	1	400
Barrie	do	1850	do	3				12	1	200
Beamsville	do	1857	do	2	4000	1	1853	12	1	225
Belleville	do	1873	do	2	30000	1	1849	12	2	410
Berlin	do	1875	do	6½	7000		1855	10	1	200
Bowmanville	do	1857	do	12	12000	1	1857	60	6	1000
Bradford	do	1875	do	12	2500		1852	7	2	
Brampton	do	1877	do	5	10000		1857	30	2	200
Brantford	do	1874	do	3	20000		1864	35	1	1000
Brighton	do	1850	do	1	3000	1	1861	18	1	300
Brockville	Stone	1852	do		2000		1818	14	2	300
Caledonia	Brick	1840	do	1	8000	1	1853	21	2	1000
Campbellford	Stone	1858	do		7000	1	1875	10	1	300
Carleton Place	do	1872	Rented		2000	1	1853	17	1	75
Cayuga	Brick	1872	Freehold		3000		1859	15		100
Chatham	do	1856	do	1	10000		1857	25	4	200
Clinton	do	1876	do	3½	5000		1866	12	2	1000
Cobourg	do	1874	do	3	5600		1820	40	2	500
Colborne	do	1859	do	1	2000	1	1857	15	1	
Collingwood	do	1874	do	1	6000			14	2	200
Cornwall	do	1877	do	1½	9500		1809	26	1	350
Drummondville	R Cast	1833	do	2	4000		1856	25	1	250
Dundas	Brick	1862	do	2½	10000	1	1855	24	2	1500
Dunnville	Frame	1870	do	1	1800		1869	10		263
Elora	Stone	1857	Rented	1	3000		1849	53	1	
Farmersville	do	1878	Freehold	2	6000	1	1860	14	1	150
Fergus	do	1878	do	1	3500	1	1855	15		275
Galt	do	1853	do	7	25000		1852	55	8	2000
Gananoque	do	1859	do	1	6000	1	1845	14		500
Goderich	Brick	1875	do	1	10000		1841	15	2	500
Grimsby	Frame	1859	do	1	1500		1857	10	2	250
Guelph	Stone	1849	do	4	5000	1	1841	30	1	200
Hamilton	do	1836	do	3	20000	1		54	4	5000
Hawkesbury	Brick	1873	do	12	11000	1	1874	32	3	40
Ingersoll	do	1873	do	2½	10000	1	1853	14		1000
Iroquois	Stone	1846	do	1	4000		1846	20	2	200
Kemptville	Brick	1873	do	1¾	8000	1	1842	34	5	1000
Kincardine	do	1878	do	3	4700	1	1858	6	1	225
Kingston	Stone	1876	do	3	12000		1791	17	3	850
Lindsay	Brick	1841	do	5	10000	1	1857	12	3	400
Listowel	Frame	1873	do	1	1500		1873	20	1	500
London	Brick	1877	do	2½	25000	1	1841	15	2	2100
Markham	Frame	1850	do	2	1000		1858	15	1	200
Mitchell	Brick	1872	do	½	4000		1873	20	2	176

High Schools.

INFORMATION.

Schools in which the Bible is read.	Schools in which there are daily prayers.	Number of pupils who passed Intermediate Examinations during the year.	Number of pupils who matriculated at any University.	Number of pupils who entered mercantile life.	Number of pupils who became occupied with agriculture.	Number of pupils who joined any learned profession.	Number of pupils who left for other occupations.	Number of pupils in Preparatory Department.	Number of masters and teachers engaged.	HEAD MASTERS AND THEIR UNIVERSITIES.
.....	1	10	2	1	20	2	John Graham, B.A., <i>McGill</i> .
.....	1	7	10	3	12	3	P. C. McGregor, B.A., <i>Queen's</i> .
.....	1	12	2	3	2	F. F. McNab, B.A., <i>Queen's</i> .
.....	1	13	1	2	Alexander Steele, B.A., <i>Toronto</i> .
1	1	5	2	1	2	17	10	3	H. B. Spotton, M.A., <i>Toronto</i> .
1	1	17	4	3	17	2	W. D. Johnson, B.A., <i>Toronto</i> .
1	1	23	2	4	2	2	45	3	R. Dawson, B.A., <i>Trinity, Dublin</i> .
1	1	18	1	4	2	20	3	J. W. Connor, B.A., <i>Toronto</i> .
.....	1	5	3	Wm. Oliver, B.A., <i>Toronto</i> .
.....	1	14	2	4	5	14	9	2	J. R. Youmans, M.A., <i>Victoria</i> .
1	1	54	14	10	20	7	50	3	C. Fessenden, B.A., <i>Trinity</i> .
.....	1	3	3	7	James Mills, M.A., <i>Victoria</i> .
.....	1	6	2	2	1	2	Robt. K. Orr, B.A., <i>Toronto</i> .
1	1	7	5	5	10	6	2	W. H. Law, B.A., M.D., <i>Victoria</i> .
.....	1	6	1	3	8	300	2	R. P. Echlin, B.A., <i>Victoria</i> .
.....	1	9	1	5	3	20	1	A. G. Knight, B.A., <i>Victoria</i> .
.....	1	4	6	6	6	2	A. B. Cooke, B.A., <i>Trinity</i> .
1	1	7	1	4	4	4	4	2	C. W. Colter, A.B., <i>New Brunswick</i> .
1	1	15	4	6	4	20	3	David S. Paterson, B.A., <i>Toronto</i> .
1	1	18	16	4	2	4	4	James Turnbull, B.A., <i>Toronto</i> .
.....	1	1	2	1	1	2	2	4	D. C. McHenry, M.A., <i>Victoria</i> .
1	1	41	4	4	11	70	1	V. Switzer, B.A., <i>Victoria</i> .
1	1	1	1	6	William Williams, B.A., <i>Toronto</i> .
1	1	1	2	2	2	James Smith, A.M., <i>Aberdeen</i> .
1	1	8	1	2	John M. Bell, B.A., <i>Glasgow</i> .
.....	1	6	1	1	10	2	D. C. Sullivan, LL.B., <i>Toronto</i> .
1	1	9	3	2	2	8	8	2	C. W. Harrison, B.A., <i>Victoria</i> .
1	1	6	3	P. A. Switzer, M.A., <i>Victoria</i> .
.....	1	25	3	5	6	4	4	2	A. Bowerman, M.A., <i>Victoria</i> .
1	1	20	10	61	2	E. Poole, B.A., <i>Bishop's, Lennoxville</i> .
.....	3	2	10	7	Wm. Tassie, M.A., LL.D., <i>Toronto</i> .
.....	1	23	1	4	2	28	2	Adam Johnston, B.A., <i>Toronto</i> .
1	1	2	1	1	5	3	5	3	Hugh J. Strang, B.A., <i>Toronto</i> .
.....	1	10	1	8	5	3	12	2	Wm. Cruickshank, A.M., <i>Aberdeen</i> .
1	1	61	25	48	16	26	100	4	Wm. Tytler, B.A., <i>Toronto</i> .
.....	1	1	9	11	8	15	17	Geo. Dickson, M.A., <i>Victoria</i> .
1	1	9	3	4	3	3	W. C. Middleton, B.A., <i>Toronto</i> .
1	1	3	5	4	4	2	W. K. Shortt, B.A., <i>Trinity, Dublin</i> .
.....	2	4	2	6	2	W. A. Whitney, M. A., <i>Victoria</i> .
1	1	5	1	1	9	7	2	W. M. Elliott, M. A., <i>Victoria</i> .
1	1	10	8	6	1	2	8	20	2	Benjamin Freer, <i>Certificate</i> .
.....	1	7	5	Arch. P. Knight, M.A., <i>Queen's</i> .
.....	1	8	5	6	10	18	2	Robert Dobson, <i>Certificate</i> .
1	1	33	1	4	2	21	14	2	James Crozier, B.A., <i>Toronto</i> .
1	1	12	1	1	6	Benjamin Bayly, B. A., <i>Trinity, Dublin</i> .
1	1	4	2	4	2	12	6	2	Edward T. Crowle, M.A., <i>Giessen, Germany</i> .
.....	2	O. J. Jolliffe, B.A., <i>Victoria</i> .

TABLE H.—The

MISCELLANEOUS

HIGH SCHOOLS.	Brick, stone, or frame.	When built.	Freehold, leased, or rented.	Size of playground.	Estimated value of school-house and site.	Schools under United Boards.	Year when school first opened.	Number of Maps in School.	Number of Globes in School.	Estimated value of library books, maps, and school furniture.
Morrisburgh	Brick	1875	Freehold	11 acres	10000	1	1865	8	2	\$ 300
Mount Forest	R. cast	1877	do	3	4000		1878	14	1	456
Napanee	Brick	1872	do		4500	1		23	2	1050
Newburgh	Stone	1854	do	1 1/2	5000	1	1844	18	1	500
Newcastle	Brick	1840	do	1	6000	1	1860	15	1	600
Newmarket	do	1876	do	1 1/2	7000			30	1	200
Niagara	do	1875	do		4000		1808	12	1	215
Norwood	do	1858	do	1	4000	1	1855	12	2	240
Oakville	do	1852	do		6000	1	1854	12	2	2000
Oakwood	do	1875	do		1400		1864	4		
Omeme	Frame	1860	do		3000	1	1860	27	3	500
Orangeville	Brick	1875	do	1 1/2	11700		1865	21	1	600
Orillia	do	1876	do	3	6100		1877	8	1	500
Oshawa	do	1865	do		10000	1	1866	20	1	200
Ottawa	Stone	1874	do		30000		1843	36	1	2500
Owen Sound	do	1859	do		10000	1	1857	35	2	1200
Pakenham	Frame	1874	do		800	1	1861	20	2	
Paris	Brick	1857	do			1		27	1	
Parkhill	do	1873	Rented	1	650	1	1872	9	2	250
Pembroke	do	1876	do		2000	1	1860	8		50
Perth	do	1876	Freehold	1	16000	1	1818	15	2	500
Peterborough	do	1857	do		27400	1	1829	22	2	2000
Pictou	do	1878	do		550		1846	12	2	170
Port Dover	do	1856	do		2000	1	1856	30	2	300
Port Hope	do	1860	do		3000		1856	20	2	
Port Perry	do	1873	do		14000	1	1868	22	2	800
Port Rowan	do	1874	do		6000	1	1866	24	2	500
Prescott	Stone	1877	do		2000	1	1850	13	3	200
Renfrew	Brick	1874	do		3500	1	1879	6		120
Richmond Hill	do	1872	do		3500	1	1850	20	1	600
Sarnia	do	1856	do	1 1/2	8000	1	1844	16	3	1000
Simcoe	do	1858	do		10000	1	1835	24	1	500
Smith's Falls	Stone	1871	do		14000	1	1845	15	3	500
Smithville	Frame	1860	do		1500		1860	6		175
Stratford	Brick	1856	do	1	7400	1	1853	25	2	950
Strathroy	do	1875	do		4000		1863	20		300
Streetsville	do	1850	do		3000		1851	9	2	400
St. Catharines	do	1828	do		18500		1828	48	1	900
St. Mary's	do	1874	do		12000		1861	13	2	1200
St. Thomas	do	1877	do		11000	1	1853	23	1	
Sydenham	Stone	1872	do	1	10000		1873	16	1	600
Thorold	Brick	1875	do	2 1/2	9000		1860	23	1	320
Toronto	do	1871	do	2	46000		1807	26	1	1700
Trenton	do	1873	do	1 1/2	8000	1	1852	16	1	550
Uxbridge	do	1873	do	2	11000	1	1876	16	1	300
Yankleek Hill	do	1872	do		3000		1857	16	2	100
Vienna	do	1862	do	1	2700	1	1850	23	2	600
Walkerton	do	1875	Rented	2 1/2	12000		1872	15	1	350
Wardsville	do	1877	Freehold	1 1/2	4800	1	1860	10		250
Waterdown	Stone	1854	do	3 1/2	5000	1	1856	16	1	400
Welland	Brick	1878	do	1	10000		1856	25	2	1000
Weston	do	1875	do	1 1/2	4000		1852	25	1	400

High Schools.

INFORMATION.

Schools in which the Bible is read.	Schools in which there are daily prayers.	Number of pupils who passed Intermediate Examinations during the year.	Number of pupils who matriculated at any University.	Number of pupils who entered mercantile life.	Number of pupils who became occupied with agriculture.	Number of pupils who joined any learned profession.	Number of pupils who left for other occupations.	Number of pupils in Preparatory Department.	Number of masters and teachers engaged.	HEAD MASTERS AND THEIR UNIVERSITIES.	
.....	1	7	2	1	27	23	2	Irwin Stuart, B.A., <i>Queen's</i> .	
.....	1	5	4	3	3	2	Joseph Reid, B.A., <i>Toronto</i> .	
.....	1	9	3	4	3	25	3	Robt. Matheson, B.A., <i>Toronto</i> .	
1	1	6	1	4	2	5	3	3	P. L. Dorland, B.A., <i>Albert</i> .
1	1	5	4	5	5	8	1	12	Jno. R. Wightman, M.A., <i>Toronto</i> .
.....	1	3	6	1	11	2	J. Morrison, M.D., M.A., <i>Acadia</i> .	
1	1	4	4	10	3	2	A. Andrews, <i>Certificate</i> .	
1	1	2	3	6	2	Henry B. Houghton, B.A., <i>Dublin</i> .	
1	1	6	1	2	2	N. J. Wellwood, B.A., <i>Toronto</i> .	
1	1	6	7	13	2	O. J. Brown, M.A., <i>Victoria</i> .	
1	1	8	6	2	John Shaw, <i>Certificate</i> .	
.....	1	6	6	3	2	L. C. Smith, B.A., <i>Victoria</i> .	
1	1	17	1	4	4	1	21	3	Geo. B. Ward, B.A., <i>McGill</i> .	
1	1	18	2	7	W. W. Tambllyn, M.A., <i>Toronto</i> .	
.....	1	32	1	8	10	10	30	4	J. Thorburn, M.A., <i>McGill</i> .	
.....	1	6	1	4	2	2	H. De La Matter, <i>Certificate</i> .	
1	1	7	4	3	2	J. S. Jamieson, B.A., <i>Victoria</i> .	
.....	1	4	1	3	1	2	J. W. Acres, B.A., <i>Trinity</i> .	
.....	3	3	3	2	5	2	E. M. Bigge, M.A., <i>Toronto</i> .	
.....	1	10	2	4	7	2	20	3	A. McMurchy, B.A., <i>Queen's</i> .	
1	1	31	3	6	30	2	28	6	F. L. Michell, B.A., <i>Toronto</i> .	
1	1	11	4	6	2	J. F. Jeffers, M.A., <i>Toronto</i> .	
.....	10	5	7	1	2	J. A. Clarke, M.A., <i>Victoria</i> .	
.....	1	11	4	4	1	2	11	4	Jas. Lumsden, M.A., <i>Aberdeen</i> .	
.....	1	33	6	8	10	12	18	4	A. Purslow, B.A., LL.B., <i>Victoria</i> .	
.....	1	6	6	8	2	D. McBride, B.A., <i>Victoria</i> .	
1	1	5	2	7	4	2	A. Carlyle, B.A., <i>Toronto</i> .	
.....	2	4	10	2	M. McPherson, M.A., <i>Victoria</i> .	
1	1	11	1	1	4	3	2	W. J. Gibson, B.A., <i>Queen's</i> .	
1	1	10	7	5	13	7	2	Thos. Carscadden, M.A., <i>Toronto</i> .	
1	1	2	2	3	2	Wm. Sinclair, B.A., <i>Toronto</i> .	
.....	1	1	2	1	3	2	Rev. Geo. Grant, B.A., <i>Toronto</i> .	
1	1	3	2	3	6	7	2	W. Taylor Briggs, B.A., <i>Trinity</i> .	
.....	1	9	8	7	6	15	2	T. H. Hooper, B.A., <i>Victoria</i> .	
1	1	35	3	5	30	10	3	C. J. MacGregor, B.A., <i>Toronto</i> .	
.....	1	2	2	3	2	D. A. McMichael, B.A., <i>Toronto</i> .	
.....	1	57	3	15	24	3	78	46	8	Rev. W. S. Westney, M.A., <i>Trinity</i> .	
1	1	31	9	10	10	2	10	4	Jno. Seath, B.A., <i>Queen's, Ireland</i> .	
1	1	26	42	27	2	34	4	J. E. Hodgson, B.A., <i>Toronto</i> .	
1	10	1	3	2	24	4	Jno. Millar, B.A., <i>Toronto</i> .	
.....	1	1	2	J. E. Burgess, M.A., <i>Queen's</i> .	
1	1	41	8	20	16	21	37	63	9	Andw. McCulloch, M.A., <i>Queen's</i> .	
1	1	3	3	3	4	7	2	A. MacMurchy, M.A., <i>Toronto</i> .	
.....	1	8	2	3	3	5	19	2	H. M. Hicks, M.A., <i>Toronto</i> .	
1	1	2	10	12	5	2	Jno. J. Magee, B.A., <i>Toronto</i> .	
.....	1	3	3	5	2	7	2	Jno. Maxwell, B.A., <i>McGill</i> .	
1	1	9	2	4	3	12	2	C. R. Gumme, B.A., <i>Trinity</i> .	
.....	1	2	Arnoldus Miller, <i>Certificate</i> .	
.....	1	2	J. Y. Cruikshanks, B.A., <i>Victoria</i> .	
1	1	20	1	10	25	20	10	2	D. H. Hunter, B.A., <i>Toronto</i> .	
.....	1	5	1	3	4	8	10	2	J. M. Dumm, B.A., LL.D., <i>Toronto</i> .	
.....	1	4	5	4	1	2	Geo. Wallace, B.A., <i>Trinity, Dublin</i> .	

TABLE H.—The

MISCELLANEOUS.

HIGH SCHOOLS.	Brick, stone, or frame.	When built.	Freehold, leased, or rented.	Size of playground.	Estimated value of school-house and site.	Schools under United Boards.	Year when school first opened.	Number of Maps in School.	Number of Globes in School.	Estimated value of library books, maps, and school furniture.
Whitby	Brick	1873	Freehold ..	$\frac{1}{4}$ acres ...	12000	1843	58	2	1650
Williamstown	do	1860	do ..	" ..	3000 ..	1	1842	40	1	500
Windsor	do	1855	do ..	" ..	5000 ..	1	1850	14	1
Woodstock	do	1849	do ..	" ..	5000	1843	10	1	150
Total for 1878	55	2068	162
Total for 1877	57	2003	159
Increase	65	3
Decrease	3

High Schools—*Concluded.*

INFORMATION.

Schools in which the Bible is read.	Schools in which there are daily prayers.	Number of pupils who passed Intermediate Examinations during the year.	Number of pupils who matriculated at any University.	Number of pupils who entered mercantile life.	Number of pupils who became occupied with agriculture.	Number of pupils who joined any learned profession.	Number of pupils who left for other occupations.	Number of pupils in preparatory department.	Number of masters and teachers engaged.	HEAD MASTERS AND THEIR UNIVERSITIES.
.....	1	11	10	3	3	18	20	4	G. H. Robinson, M.A., <i>Toronto.</i>
1	1	1	2	6	2	J. Y. Cameron, A.M., <i>Queen's.</i>
1	1	7	10	4	12	5	3	A. Sinclair, M.A., <i>Toronto.</i>
1	1	7	2	3	8	3	Geo. Strauchon, <i>Edinburgh.</i>
55	89	1130	183	445	417	633	961	495	298	
53	90	605	145	555	328	564	876	172	280	
2	525	38	89	69	85	323	18	
.....	1	110	

TABLE I.—THE NORMAL SCHOOLS.

I.—THE TORONTO NORMAL SCHOOL.

ABSTRACT No. 1.—GROSS ATTENDANCE OF STUDENTS, &c.

SESSIONS.	APPLICANTS FOR ADMISSION.			REJECTED.			ADMITTED.		
	Total	Male	Female	Total	Male	Female	Total	Male	Female
From the 1st to the 55th Session, inclusive.....	8713	4330	4383	830	402	428	7883	3928	3955
Fifty-sixth session.....	140	90	50	1	1	139	89	50
Total.....	8853	4420	4433	831	403	428	8022	4017	4005

ABSTRACT No. 1.—GROSS ATTENDANCE OF STUDENTS, &c.

SESSIONS.	WHO HAD BEEN TEACHERS BEFORE.			WHO ATTENDED FORMERLY.		
	Total	Male	Female	Total	Male	Female
From the 1st to the 55th Session, inclusive.....	3834	2399	1235	2697	1048	1649
Fifty-sixth Session.....	131	90	41	13	7	6
Total.....	3965	2989	1276	2710	1055	1655

TABLE I.—THE NORMAL SCHOOLS.
I.—THE TORONTO NORMAL SCHOOL.

ABSTRACT No. 2.—COUNTIES OF STUDENTS.

SESSIONS.	Glenbury.		Stornout.		Dundas.		Prescott.		Russell.		Carleton.		Greenville.		Leeds.		Lanark.		Renfrew.		Frontenac.		Lennox and Addington.		Prince Edward.		Hastings.		Northum-berland.				
	Male.	Female.	Male.	Female.	Male.	Female.	Male.	Female.	Male.	Female.	Male.	Female.	Male.	Female.	Male.	Female.	Male.	Female.	Male.	Female.	Male.	Female.	Male.	Female.	Male.	Female.	Male.	Female.	Male.	Female.			
	Total.	Total.	Total.	Total.	Total.	Total.	Total.	Total.	Total.	Total.	Total.	Total.	Total.	Total.	Total.	Total.	Total.	Total.	Total.	Total.	Total.	Total.	Total.	Total.	Total.	Total.	Total.	Total.	Total.	Total.			
From the 1st to the 55th Session, inclusive	47	19 28 46 28	18 36 26	10 28	16 12 22 15	7 95 81	14 59 37	22 95 55 40	11 4	99 15 21 19	2 69 30	39 77 50 27	168 132 36 130	94 36 125 71	54																		
Fifty-sixth Session		
Total.....	47	19 28 46 28 18 36 26 10 28 16 12 22 15 7 95 81 14 59 37 22 95 55 40 11 4 99 15 21 19 2 69 30 39 77 50 27 168 132 36 130 94 36 125 71 54																															

ABSTRACT No. 2.—COUNTIES OF STUDENTS.

SESSIONS.	Durham.		Peterborough.		Victoria.		Ontario.		York.		Peel.		Simcoe.		Halton.		Wentworth.		Brant.		Lincoln.		Welland.		Haldimand.									
	Male.	Female.	Male.	Female.	Male.	Female.	Male.	Female.	Male.	Female.	Male.	Female.	Male.	Female.	Male.	Female.	Male.	Female.	Male.	Female.	Male.	Female.	Male.	Female.	Male.	Female.								
	Total.	Total.	Total.	Total.	Total.	Total.	Total.	Total.	Total.	Total.	Total.	Total.	Total.	Total.	Total.	Total.	Total.	Total.	Total.	Total.	Total.	Total.	Total.	Total.	Total.	Total.	Total.							
From the 1st to the 55th Session, inclusive	326	195 131 77 43 34 87 49 38 330 189 141 231 4 707 1607 220 153 67 186 126 60 172 69 103 497 97 330 172 76 96 137 67 70 170 76 94 117 59 78																																
Fifty-sixth Session	4	1 3	4 2 2 6 4 2 13 7 6 3 3 3 2 1 1 1		
Total.....	330	199 134 77 43 34 91 51 40 336 193 143 232 7 714 1613 223 156 67 189 128 61 173 70 103 492 99 333 174 76 98 139 68 71 170 76 94 119 60 59																																

TABLE I.—THE NORMAL SCHOOLS.

II.—THE OTTAWA NORMAL SCHOOL.

ABSTRACT No. 1.—GROSS ATTENDANCE OF STUDENTS, &c.

SESSIONS.	APPLICANTS FOR ADMISSION.			ADMITTED.			WHO HAD BEEN TEACHERS BEFORE.		
	Total.	Male.	Female.	Total.	Male.	Female.	Total.	Male.	Female.
First and Second Sessions.....	164	67	97	164	67	97	84	43	41
Third Session	87	51	36	87	51	3	65	41	24
Total	251	118	133	251	118	133	149	84	65

ABSTRACT No. 2.—COUNTIES OF STUDENTS.

SESSIONS.	Glengarry.		Stormont.		Dundas.		Prescott.		Russell.		Carleton.		Grenville.		Leeds.		Tanark.		Renfrew.		Frontenac.		Lennox and Addington.		Prince Edward.		Hastings.						
	Total.	Male.	Female.	Total.	Male.	Female.	Total.	Male.	Female.	Total.	Male.	Female.	Total.	Male.	Female.	Total.	Male.	Female.	Total.	Male.	Female.	Total.	Male.	Female.	Total.	Male.	Female.						
First and Second Sessions	3	1	2	1	1	6	4	2	2	1	10	4	6	94	25	65	3	1	2	3	1	1	3	1	2	5	4	1	1	1	1	1	
Third Session ...	1	1	1	1	1	1	1	1	1	1	3	1	1	3	5	4	1	1	1	1	1	1	1	1	1	1	1	1	1	1	1	1	1
Total	4	1	3	2	2	8	5	3	2	1	10	4	6	107	34	73	4	1	3	6	1	1	2	3	6	2	4	5	4	1	2	2	2

TABLE I.—THE NORMAL SCHOOLS.
II.—THE OTTAWA NORMAL SCHOOL.

ABSTRACT No. 2.—COUNTIES OF STUDENTS.

SESSIONS.	Northumberland.		Durham.		Peterborough.		Victoria.		Ontario.		York.		Peel.		Simcoe.		Halton.		Wentworth.		Brant.		Haldimand.		Norfolk.		
	Total.	Female.	Total.	Male.	Total.	Male.	Total.	Female.	Total.	Male.	Total.	Female.	Total.	Male.	Total.	Female.	Total.	Male.	Total.	Female.	Total.	Male.	Total.	Female.	Total.	Male.	
First and Second Sessions	2	1	1	1	1	1	1	1	1	1	1	1	1	1	1	1	1	1	1	1	1	1	1	1	1	1	1
Third Session	7	3	4	1	1	1	1	1	2	2	2	1	2	1	2	4	1	1	1	1	1	1	1	1	1	1	1
Total	9	4	5	1	1	2	2	2	2	2	2	2	2	2	5	4	1	1	1	1	1	1	1	1	1	1	1

27

ABSTRACT No. 2.—Continued.

SESSIONS.	Oxford.		Waterloo.		Wellington.		Grey.		Perth.		Huron.		Bruce.		Middlesex.		Elgin.		Lambton.		Essex.		Quebec.		Grand Total.	
	Total.	Female.	Total.	Male.	Total.	Male.	Total.	Female.	Total.	Male.	Total.	Male.	Total.	Male.	Total.	Female.	Total.	Male.	Total.	Male.	Total.	Female.	Total.	Male.	Total.	Female.
First and Second Sessions	2	2	2	2	4	1	1	1	1	1	2	2	1	1	1	1	2	2	2	2	1	1	1	1	1	104
Third Session	2	2	2	2	2	2	2	2	2	2	3	2	4	4	5	4	2	2	2	2	1	1	1	1	1	87
Total	2	2	2	2	7	6	1	2	2	1	5	4	1	5	6	5	1	2	2	2	1	1	1	1	1	251

TABLE I.—THE NORMAL SCHOOLS.

II.—THE OTTAWA NORMAL SCHOOL.

ABSTRACT No. 3.—RELIGIOUS PERSUASIONS OF STUDENTS.

SESSIONS.	Total numbers of Students admitted.			Church of England.			Roman Catholic.			Presbyterian.			Methodist.			Baptist.			Congrega- tionalist.			Other.			
	Total.	Male.	Female.	Total.	Male.	Female.	Total.	Male.	Female.	Total.	Male.	Female.	Total.	Male.	Female.	Total.	Male.	Female.	Total.	Male.	Female.	Total.	Male.	Female.	
First and Second Sessions	164	67	97	49	18	31	13	3	10	50	18	32	39	24	15	7	2	5	6	..	9
Third Session	87	51	36	10	3	7	2	2	..	27	13	14	35	26	9	3	2	1	5	1	4	..	4	1	1
Total	251	118	133	59	21	38	15	5	10	77	31	46	74	50	24	10	4	6	11	1	10	..	4	1	1

TABLE J.—STATEMENT No. 1.—The Free Public Libraries.

THE FREE PUBLIC LIBRARIES SUPPLIED BY THE EDUCATION DEPARTMENT DURING THE YEAR.

	COUNTIES (INCLUDING INCORPORATED VILLAGES)	MONEYS.			Total number of Volumes supplied.
		Local Appropriation.	Legislative Appropriation.	Value of Books sent.	
<i>Stormont</i>	Finch	No. 9	\$ c.	\$ c.	23
<i>Leeds</i>	County Teachers' Association..	5 00	10 00	
	"			
	County Teachers' Association..	No. 2	50 00	100 00	165
	"	27 93	55 86	85
<i>Lanark</i>	Beekwith.....	No. 6	20 00	40 00	76
<i>Frontac</i>	County Teachers' Association.	35 00	70 00	63
<i>Lennox and Addington</i>	County Teachers' Association.	56 00	112 00	123
<i>Addington</i>	Ernestown	No. 2	8 00	16 00	23
	No. 5	25 00	50 00	120
<i>Lennox</i>	Adolphustown	No. 1	18 00	36 00	119
	Fredericksburgh	No. 15	11 00	22 00	62
<i>Prince Edward</i>	Hillier and Sophiasburgh	No. 3 and 17	25 50	51 00	77
	Marysburgh, S	No. 17	12 00	24 00	37
<i>Hastings</i>	N. Teachers' Association	38 00	76 00	92
	Madoc	No. 12	10 00	20 00	33
	Thurlow	No. 4	10 00	20 00	38
	"	No. 6	40 70	81 40	147
	Tyendinaga.....	No. 1	45 00	90 00	140
	"	No. 9	13 00	26 00	50
<i>Durham</i>	Cartwright	No. 3	16 00	32 00	55
	Clarke and Darlington	Nos. 2 and 22	25 00	50 00	63
	Newcastle.....	High School.....	5 75	11 50	18
<i>Ontario</i>	Oshawa	High School	42 00	84 00	103
	Rama.....	No. 1	40 00	80 00	133
<i>York</i>	N. County Teachers' Assoc'n.	30 00	60 00	46
	Markham	No. 8	17 14	34 28	33
	"	No. 12	65 40	110 80	113

<i>Simcoe</i>	Mulmur.....	No. 7.....	5 00	5 00	10 00	32
	Orillia, North.....	No. 6.....	10 00	10 00	20 00	46
	Oro.....	No. 9.....	10 00	10 00	20 00	46
	Penetanguishene Reformatory.....		104 71	104 71	209 42	332
<i>Halton</i>	Acton.....	Public School.....	30 00	30 00	60 00	40
	Esquesing.....	No. 1.....	26 19	26 19	52 38	51
		No. 13.....	10 00	10 00	20 00	11
	Nelson.....	No. 8.....	24 00	24 00	48 00	84
	Trafalgar.....	No. 11.....	5 63	5 63	11 26	19
		No. 18.....	16 00	16 00	32 00	51
<i>Wentworth</i>	County Teachers' Association.....		73 75	73 75	147 50	136
	Barton.....	No. 6.....	25 00	25 00	50 00	145
<i>Brant</i>	Brantford.....	No. 8.....	12 05	12 05	24 10	34
	".....	No. 13.....	19 00	19 00	38 00	51
	".....	No. 22.....	50 00	50 00	100 00	124
	Barford.....	No. 16.....	18 50	18 50	37 00	48
	Dumfries, South.....	No. 6.....	15 55	15 55	31 10	49
	".....	No. 27.....	7 50	7 50	15 00	31
	Oakland.....	No. 4.....	10 00	10 00	20 00	36
	Tuscarora.....	No. 6.....	14 00	14 00	28 00	31
<i>Welland</i>	Chippawa.....	Public School.....	25 00	25 00	50 00	74
	Pelham.....	No. 1.....	5 43½	5 43½	10 87	21
	".....	No. 4.....	21 00	21 00	42 00	54
	Stamford.....	No. 7.....	5 31½	5 31½	10 63	25
	Willoughby.....	No. 6.....	5 50	5 50	11 00	19
<i>Haldimand</i>	Dunnville.....	High School.....	20 87½	20 87½	41 75	11
<i>Norfolk</i>	Houghton and Bayham.....	Nos. 8 and 15.....	33 50	33 50	67 00	90
<i>Oxford</i>	Blenheim and Burford.....	No. 3.....	85 00	85 00	170 00	190
<i>Waterloo</i>	Waterloo.....	No. 1.....	12 60	12 60	25 20	47
<i>Wellington</i>	Arthur.....	No. 4.....	21 50	21 50	43 00	118
	".....	No. 7.....	10 00	10 00	20 00	48
	Peel.....	No. 1.....	36 37	36 37	72 74	125
<i>Porth</i>	Blanchard.....	No. 10.....	40 25	40 25	80 50	91
<i>Huron</i>	McKillop.....	No. 4.....	33 50	33 50	67 00	84
<i>Bruce</i>	E. County Teachers' Assoc'n.....		31 70	34 70	69 40	73
	Annabel.....	No. 4.....	15 00	15 00	30 00	57
	Bruce.....	No. 6.....	16 00	16 00	32 00	45
	Kinloss.....	No. 2.....	20 00	20 00	40 00	45

TABLE J.—STATEMENT No. 1.—The Free Public Libraries.

THE FREE PUBLIC LIBRARIES SUPPLIED BY THE EDUCATION DEPARTMENT DURING THE YEAR.

COUNTIES (INCLUDING INCORPORATED VILLAGES)	MONEDYS.			Total number of Volumes supplied.
	Local Appropriation.	Legislative Appropriation.	Value of Books sent.	
AND				
NAMES OF PUBLIC SCHOOL LIBRARIES.				
<i>Middlesex</i>	E. County Teachers' Assoc'n. Caradoc.....	\$ c. 10 00	\$ c. 10 00	33
	Dorchester, North.....	28 61	57 22	78
	McGillivray.....	30 00	30 00	79
	No. 10.....	14 00	14 00	45
<i>Elgin</i>	County Teachers' Association.....	30 00	30 00	57
<i>Kent</i>	County Teachers' Association.....	37 50	37 50	77
<i>Lambton</i>	E. County Teachers' Assoc'n. Plympton.....	50 00	50 00	70
	No. 15.....	42 00	84 00	62
	Teachers' Institute.....	7 25	7 25	22
<i>Districts</i>	Parry Sound.....	20 00	20 00	33
<i>Cities</i>	Belleville.....	6 76½	13 53	17
	Brautford.....	5 70	11 40	2
	".....	86 50	173 00	155
	".....	30 00	60 00	49
	Ottawa.....	375 00	750 00	393
	Toronto.....	250 00	500 00	350
	".....	51 32	102 64	68
	".....	23 10	46 20	80
<i>Towns</i>	Rowmanville.....	9 52½	19 05	27
	Chilton.....	28 20	56 40	68
	Lindsay.....	17 98	35 96	49
	Tilsonburg.....	55 05	110 10	160
	Welland.....	48 40	96 80	108
	Whitby.....	25 00	50 00	64
	Board of Education.....	2891 74½	5783 49	6796

TABLE J.—STATEMENT No. 2.—The Free Public Libraries of Ontario.

SUPPLIED BY THE EDUCATION DEPARTMENT.

COUNTIES, (Including Incorporated Villages.)	MONEYS.					Number of Libraries exclusive of subdivi- sions.	Total Number of Volumes in Libraries.
	Local Appropri- ation.	Legislative Appor- tionment.	Value of Books sent.	Value of Books sent in former years.	Total value of Books sent.		
	\$ c.	\$ c.	\$ c.	\$ c.	\$ c.		
Glengarry				466 70	466 70	6	796
Stormont	5 00	5 00	10 00	601 22	611 22	5	1248
Dundas				854 00	854 00	6	1506
Prescott				1031 06	1031 06	5	1988
Russell				846 37	846 37	7	1528
Carleton				2147 02	2147 02	21	4309
Grenville				1097 00	1097 00	7	2089
Leeds	77 93	77 93	155 86	2009 86	2165 72	28	3720
Lanark	20 00	20 00	40 00	5822 24	5862 24	47	10900
Renfrew				1920 46	1920 46	26	3483
Frontenac	35 00	35 00	70 00	1800 51	1870 51	23	2993
Addington	89 00	89 00	178 00	911 50	1089 50	16	1851
Lennox	29 00	29 00	58 00	880 80	938 80	12	2069
Prince Edward	37 50	37 50	75 00	2144 23	2219 23	30	3803
Hastings	156 70	156 70	313 40	3693 40	4906 80	60	7405
Northumberland				4910 26	4910 26	38	9390
Durham	46 75	46 75	93 50	3006 09	3099 59	56	5936
Peterborough				3393 56	3393 56	27	7672
Victoria				806 92	806 92	49	3842
Haliburton							
Ontario	82 00	82 00	164 00	6824 05	6988 05	42	11973
York	102 54	102 54	205 08	10505 13	10710 21	90	18614
Peel				4723 76	4723 76	55	8269
Simcoe	129 71	129 71	259 42	5317 73	5577 15	55	9944
Halton	111 82	111 82	223 64	3670 87	3894 51	34	5347
Wentworth	98 75	98 75	197 50	3328 80	3526 30	29	6700
Brant	146 60	146 60	293 20	3502 44	3795 64	40	5880
Lincoln				2873 00	2873 00	27	4896
Welland	62 25	62 25	124 50	2006 87	2131 37	25	3685
Haldimand	20 87½	20 87½	41 75	3260 44	3302 19	36	5712
Norfolk	33 50	33 50	67 00	1998 96	2065 96	29	3638
Oxford	85 00	85 00	170 00	5442 60	5612 60	51	11548
Waterloo	12 60	12 60	25 20	2639 76	2664 96	24	4906
Wellington	67 87	67 87	135 74	6333 47	6469 21	68	11214
Grey				4955 04	4955 04	54	8990
Perth	40 25	40 25	80 50	3700 02	3780 52	40	6672
Huron	33 50	33 50	67 00	7000 24	7067 24	64	12007
Bruce	85 70	85 70	171 40	2545 46	2716 86	38	4648
Middlesex	82 61	82 61	165 22	5444 34	5609 56	67	9235
Elgin	30 00	30 00	60 00	4021 34	4081 34	28	6303
Kent	37 50	37 50	75 00	4177 60	4252 60	41	7941
Lambton	99 25	99 25	198 50	4268 13	4466 63	37	5942
Essex				1989 00	1989 00	12	3476
Districts	20 00	20 00	40 00	214 30	254 30	6	346
Totals	1879 20½	1879 20½	3758 41	139086 55	142844 96	1461	254394
Total Counties and In- corporated Villages							
“ Cities	828 38½	828 38½	1656 77	17217 99	18874 76	17	24086
“ Towns	184 15½	184 15½	368 31	12697 36	13065 67	60	16451
Grand Totals	2891 74½	2891 74½	5783 49	169001 90	174785 39	1538	294931

TABLE J.—STATEMENT No. 3.—The Free Public Libraries of Ontario.

The following is a Statement of the Number and Classification of Public Library and Prize Books sent out from the Depository of the Ontario Education Department, from 1853 to 1878 inclusive.

No. of Volumes sent out during the years.	Total Volumes of Library Books.	History.	Zoology and Phy-	Botany.	Phenomena.	Physical Science.	Geology	Natural Philoso- phy and Mann- factures.	Chemistry.	Practical Agricul- ture.	Literature	Voyages.	Biography.	Tales & Sketches Practical Life.	Fiction.	Teachers' Library.	Prize Books.	Grand Total Li- brary and Prize Books.
1853.....	22616	4158	1602	287	906	526	234	940	324	807	2634	1141	2917	571	298	21922
1854.....	60711	10633	5532	1030	2172	1351	636	4780	950	3235	5764	4350	6363	1307	578	66711
1855.....	28659	5475	2633	318	538	663	200	808	283	1472	3331	2326	3081	6049	432	28659
1856.....	13669	2498	652	118	387	287	77	600	86	418	1325	1019	1841	3832	258	13669
1857.....	29833	5295	1763	321	632	817	195	1729	291	1237	2391	2253	3516	9219	244	29833
1858.....	7587	1567	763	86	152	48	61	276	29	186	713	843	744	2245	81	7587
1859.....	6308	1670	551	136	200	192	130	432	105	300	1169	714	1127	2401	172	6308
1860.....	9072	1561	475	144	223	206	64	223	38	172	601	760	880	1826	117	9072
1861.....	6488	1273	302	59	101	72	42	211	62	165	412	661	830	1706	112	6488
1862.....	5599	927	244	45	99	43	75	211	32	202	547	652	861	2286	112	5599
1863.....	6274	707	304	42	97	80	67	282	32	292	547	652	861	2286	112	6274
1864.....	3361	552	140	11	47	38	28	134	7	87	321	290	451	1198	57	3361
1865.....	3882	611	168	20	62	53	26	131	3	110	328	534	553	1225	58	3882
1866.....	6836	1144	217	56	125	81	55	282	45	291	652	776	784	2200	148	6836
1867.....	5426	1063	125	29	78	65	15	189	24	118	324	363	650	1971	66	5426
1868.....	6573	1106	214	39	86	51	42	195	26	132	534	979	736	2211	130	6573
1869.....	6428	1148	268	51	96	91	36	198	37	162	499	1172	882	1542	491	6428
1870.....	5024	865	162	28	68	64	36	156	14	159	367	527	610	1542	52	5024
1871.....	4825	830	152	12	46	41	35	145	19	149	366	581	524	1591	37	4825
1872.....	6015	866	235	49	90	64	57	188	38	132	540	850	566	1671	366	6015
1873.....	5367	771	176	32	78	74	59	164	23	178	420	731	403	1727	171	5367
1874.....	7167	1004	175	27	133	97	100	73	9	639	639	777	703	2271	471	7167
1875.....	7744	983	188	34	166	58	46	119	39	126	797	795	721	2473	568	7744
1876.....	7796	1127	244	24	182	51	42	124	25	110	982	1042	581	1834	396	7796
1877.....	6349	682	139	18	61	38	25	161	12	78	806	775	589	1787	430	6349
1878.....	6796	731	224	51	93	41	40	187	114	70	1020	683	512	1460	1070	6796
Totals.....	281931	49187	16868	3058	6963	5213	2481	14313	2593	10571	28872	27226	32734	82968	4813	7071	10229038	1316969

Volumes sent to Mechanics' Institutes and Sunday Schools..... 34751
Grand Total Library and Prize Books despatched up to December 31st, 1878..... 1351720

TABLE K.—The High and Public Schools of Ontario.

SUMMARY OF MAPS, APPARATUS AND PRIZE BOOKS SUPPLIED BY THE EDUCATION DEPARTMENT TO COUNTIES (INCLUDING VILLAGES), CITIES AND TOWNS, DURING THE YEAR 1878.

COUNTIES, (INCLUDING INCORPORATED VILLAGES.)	MONEY.		MAPS OF										APPARATUS.		OBJECT LESSONS.		PRIZE BOOKS.	
	Local contributions \$	Legislative Appor- tmentment \$ cts.	Total \$ cts.	World	Europe	Asia	Africa	America	British N. America and Canada.	Great Britain and Ireland.	Classical and Scriptural.	Other Maps and Charts.	Globes.	Pieces.	Historical and other Lessons in Sheets.	Value of Maps, Appa- ratus and Sheets, Appar- atus \$ cts.	No. of Volumes.	Value. \$ cts.
Glengarry	104 80	104 80	209 60	3	3	3	3	3	3	1	1	1	1	1	455	77 40	538	132 20
Stormont	54 20	54 20	108 40	3	3	3	3	3	3	1	1	1	1	1	134	77 65	116	30 75
Dundas	180 02	180 02	360 04	5	5	5	5	5	5	1	1	1	1	1	134	128 92	488	231 12
Prescott	102 53	102 53	205 06	1	1	1	1	1	1	1	1	1	1	1	28	123 00	294	82 06
Russell	23 00	23 00	46 00	1	1	1	1	1	1	1	1	1	1	1	44	30 00	56	16 00
Carleton	266 09	266 09	532 18	7	7	7	7	7	7	3	3	3	3	3	3805	291 82	1375	337 36
Greenville	242 40	242 40	484 80	4	4	4	4	4	4	2	2	2	2	2	356	297 75	744	187 05
Leeds	184 08½	184 08½	368 17	5	5	5	5	5	5	1	1	1	1	1	413	199 62	566	168 55
Lanark	387 64	387 64	775 28	5	5	5	5	5	5	1	1	1	1	1	402	257 53	785	517 75
Renfrew	176 63	176 63	352 06	2	2	2	2	2	2	1	1	1	1	1	355	147 20	711	204 86
Frontenac	155 63	155 63	310 06	4	4	4	4	4	4	1	1	1	1	1	394	150 92	420	153 14
Addington	61 80	61 80	123 60	2	2	2	2	2	2	1	1	1	1	1	84	63 60	206	60 00
Lennox	45 25	45 25	90 50	1	1	1	1	1	1	1	1	1	1	1	26	63 60	206	60 00
Prince Edward	132 58	132 58	265 16	4	4	4	4	4	4	1	1	1	1	1	84	63 60	206	60 00
Hastings	276 75	276 75	553 50	8	8	8	8	8	8	4	4	4	4	4	559	249 90	801	303 60
Northumberland	364 89	364 89	729 78	10	10	10	10	10	10	6	6	6	6	6	1418	288 45	1463	441 33
Durham	288 48½	288 48½	576 97	6	6	6	6	6	6	2	2	2	2	2	97	170 75	904	406 22
Peterborough	111 88½	111 88½	223 77	4	4	4	4	4	4	2	2	2	2	2	152	164 77	271	59 00
Haliburton	52 32	52 32	104 64	2	2	2	2	2	2	1	1	1	1	1	76	52 50	251	52 14
Victoria	175 46½	175 46½	350 93	6	6	6	6	6	6	1	1	1	1	1	264	180 43	561	170 50
Ontario	500 93	500 93	1001 86	3	3	3	3	3	3	3	3	3	3	3	1232	319 50	1988	682 66
York	615 63	615 63	1231 26	5	5	5	5	5	5	1	1	1	1	1	193	198 86	2788	1032 10
Peel	416 68	416 68	833 36	8	8	8	8	8	8	6	6	6	6	6	599	530 18	824	303 18
Simcoe	717 18½	717 18½	1434 37	10	10	10	10	10	10	5	5	5	5	5	1583	613 31	2868	821 06
Halton	185 06½	185 06½	370 13	2	2	2	2	2	2	1	1	1	1	1	585	316 46	183	33 67
Wentworth	347 33	347 33	694 66	3	3	3	3	3	3	1	1	1	1	1	367	171 64	1366	523 02
Brant	90 40	90 40	180 80	1	1	1	1	1	1	1	1	1	1	1	108	138 05	138	42 75

TABLE K.—The High and Public Schools of Ontario—Continued.

SUMMARY OF MAPS, APPARATUS AND PRIZE BOOKS SUPPLIED BY THE EDUCATION DEPARTMENT TO COUNTIES (INCLUDING VILLAGES), CITIES AND TOWNS, DURING THE YEAR, 1878—Continued.

COUNTIES, (INCLUDING INCORPORATED VILLAGES.)	MONEY.		MAPS OF								APPARATUS.		OBJECT LESSONS.		PRIZE BOOKS.				
	Local contributions	Legislative Appropriation.	Total	World.	Europe.	Asia.	Africa.	America.	British N. America and Canada.	Great Britain and Ireland.	Classical and Scriptural.	Other Maps and Charts.	Globes.	Pieces.	Historical and other Lessons in Sheets.	Value of Maps, Apparatus and Sheets.	No. of Volumes.	Value.	
	\$. cts.	%. cts.	%. cts.													\$. cts.		\$. cts.	
Lincoln	100 18	100 18	200 36	1	1	1	1	4	4	4	2	2	4	2	109	83 36	308	117 00	
Welland	272 20	272 20	544 40	2	2	2	2	6	6	6	4	6	6	6	566	278 73	1139	265 67	
Haldimand	151 50 ¹	151 50 ¹	303 01	3	3	3	3	6	6	6	3	6	14	14	475	168 43	603	214 58	
Norfolk	266 74 ¹	266 74 ¹	533 49	3	3	3	3	9	9	9	3	9	4	4	566	188 51	1270	344 98	
Oxford	635 18	635 18	1270 36	2	2	2	2	4	4	4	3	4	5	35	178	96 29	3403	1174 07	
Waterloo	181 49 ¹	181 49 ¹	362 98	4	4	4	4	8	8	8	2	8	9	9	195	139 93	702	223 06	
Wellington	346 64	346 64	693 28	8	8	8	8	18	18	18	2	18	11	11	368	342 38	1233	350 90	
Grey	578 49	578 49	1156 98	16	16	16	16	32	32	32	1	32	13	13	1941	630 52	2118	496 46	
Parth	483 50	483 50	967 00	6	6	6	6	12	12	12	1	12	5	5	217	178 50	1802	788 50	
Huron	827 13 ¹	827 13 ¹	1654 27	26	26	26	26	52	52	52	3	52	38	38	1718	1188 82	1760	465 15	
Brace	418 68 ¹	418 68 ¹	837 37	4	4	4	4	8	8	8	2	8	11	11	740	296 53	2739	601 14	
Midleshsex	870 33 ¹	870 33 ¹	1740 67	15	15	15	15	30	30	30	1	30	17	17	1357	795 36	3272	945 31	
Elgin	363 64 ¹	363 64 ¹	727 29	8	8	8	8	16	16	16	1	16	11	11	951	416 99	10 7	310 30	
Kent	356 18	356 18	712 36	12	12	12	12	24	24	24	3	24	6	6	189	352 40	1268	359 96	
Leamilton	536 85	536 85	1073 70	22	22	22	22	44	44	44	3	44	9	9	1279	642 10	1235	431 00	
Essex	256 97	256 97	513 94	10	10	10	10	20	20	20	4	20	14	14	310	298 11	934	215 83	
Districts	187 11	187 11	374 22	10	10	10	10	20	20	20	2	20	6	6	279	219 66	587	154 56	
Cities	3715 34 ¹	4510 04 ¹	8225 44	11	11	12	8	25	18	11	9	66	31	1781	657	6908 02	1917	1317 42	
Towns	1989 52	1989 52	3979 04	20	17	17	15	31	17	17	12	63	21	1129	615	2019 22	2704	1929 82	
Total, 1878	18836 18	19630 93	38467 11	302	308	238	201	503	366	182	86	941	309	4816	26312	20514 11	52573	17453 00	
“ 1877	20065 07 ¹	20065 07 ¹	41330 15	374	326	240	215	500	388	196	87	956	216	4117	20072	20148 04	63027	21182 11	
Increase.	1828 89 ¹	1034 14 ¹	2863 04	72	18	2	11	6	32	4	1	15	93	639	6540	366 07	10454	3229 11	
Decrease																			

TABLE K.—The High and Public Schools.

SUMMARY SHEWING TOTAL NUMBER OF MAPS, APPARATUS, AND PRIZE BOOKS SUPPLIED BY THE EDUCATION DEPARTMENT, FROM 1855 TO 1878 INCLUSIVE.

YEARS.	MONEY.			MAPS OF							APPARATUS		OBJECT LESSONS	PRIZE BOOKS.		
	Local Contributions.	Legislative Appropriation.	Total.	World.	Europe.	Asia.	Africa.	America.	British N. America and Canada.	Great Britain and Ireland.	Classical and Scriptural.	Other Maps and Charts.	Globes.	Tables.	Historical and other lessons in sheets.	No. of Volumes.
From 1855 to 1877 inclusive.	£21,821 37½	£291,824 37½	£313,645 75	6801	6623	5258	4824	6026	7105	5198	3578	1028	3198	32253	313380	963465
1878	18836 18	19630 43	38467 11	302	308	238	204	503	365	192	86	941	369	4315	2112	52573
Grand Total	£310660 55½	£311455 30½	622115 86	7103	6931	5496	5028	6529	7472	5390	3664	11239	3707	37049	333992	1020638

TABLE K.—The High and Public Schools.

YEAR.	Articles on which the 100 per cent. has been apportioned from the Legislative Grant.		Articles sold at Catalogue prices without any appropriation from the Legislative Grant.		Total value of libraries, maps and apparatus de-patched.	YEAR.		Value of books entered at ports in the Province of (Quebec.	Value of books entered at ports in the Province of (Ontario.	Total value of Books Imported into the two Provinces.	Proportion imported of Department of Ontario.
	Public School library books.	Maps, Apparatus and prize books.	% cts.	% cts.		% cts.	% cts.				
1851	144 00	144 00	144 00	101880 00	141700 00	243587 00	84 00	243587 00	84 00
1852	2981 00	2981 00	2981 00	1290700 00	171732 00	292432 00	3296 00	292432 00	3296 00
1853	4233 00	4233 00	4233 00	141176 00	159268 00	300444 00	1288 00	300444 00	1288 00
1854	51376 00	4655 00	5514 00	5689 00	5689 00	156700 00	234280 00	412380 00	412380 00	412380 00	22764 00
1855	9947 00	9270 00	4389 00	18291 00	18291 00	171452 00	397808 00	479260 00	44060 00	44060 00	44060 00
1856	7205 00	9270 00	5725 00	22251 00	22251 00	194356 00	338792 00	533148 00	533148 00	533148 00	25624 00
1857	16200 00	18118 00	6152 00	40770 00	40770 00	208636 00	427592 00	636628 00	10208 00	636628 00	10208 00
1858	3982 00	11810 00	6972 00	22764 00	22764 00	224400 00	369172 00	533572 00	10028 00	533572 00	10028 00
1859	5895 00	11905 00	6679 00	24380 00	24380 00	171255 00	191942 00	363197 00	10692 00	363197 00	10692 00
1860	5289 00	16832 00	5413 00	27537 00	27537 00	139057 00	184394 00	323361 00	5308 00	323361 00	5308 00
1861	4084 00	16251 00	4891 00	23229 00	23229 00	153603 00	252504 00	408108 00	8816 00	408108 00	8816 00
1862	3973 00	16194 00	4811 00	24311 00	24311 00	185612 00	314621 00	530233 00	7782 00	530233 00	7782 00
1863	4022 00	15887 00	3461 00	23370 00	23370 00	183987 00	433221 00	7800 00	7800 00	7800 00	7800 00
1864	1931 00	17260 00	4451 00	25615 00	25615 00	184652 00	276673 00	461325 00	4083 00	461325 00	4083 00
1865	2400 00	20224 00	3818 00	26442 00	26442 00	93368 00	127233 00	236341 00	4668 00	236341 00	4668 00
1866	4375 00	27114 00	4172 00	35661 00	35661 00	183686 00	290394 00	389390 00	4522 00	389390 00	4522 00
1867	3404 00	29270 00	7419 00	39093 00	39093 00	222559 00	247749 00	476308 00	14749 00	476308 00	14749 00
1868	4655 00	23623 00	4793 00	33136 00	33136 00	233837 00	273615 00	507452 00	29743 00	507452 00	29743 00
1869	4429 00	24475 00	5678 00	34808 00	34808 00	224382 00	254048 00	478390 00	12374 00	478390 00	12374 00
1870	3296 00	29810 00	6175 00	38381 00	38381 00	278911 00	373738 00	629672 00	11873 00	629672 00	11873 00
1871	3300 00	30076 00	8138 00	41514 00	41514 00	226371 00	351171 00	571512 00	13019 00	571512 00	13019 00
1872	4421 00	42295 00	10381 00	57167 00	57167 00	146435 00	411518 00	557353 00	13078 00	557353 00	13078 00
1873	3831 00	42932 00	7010 00	53746 00	53746 00	212614 00	477581 00	690225 00	26315 00	690225 00	26315 00
1874	5337 00	44631 00	8347 00	58515 00	58515 00	221978 00	540143 00	762121 00	16597 00	762121 00	16597 00
1875	5910 00	46114 00	10445 00	62169 00	62169 00	246923 00	539434 00	777360 00	16780 00	777360 00	16780 00
1876	5434 00	43284 00	12116 00	60834 00	60834 00	246828 00	573970 00	829798 00	22970 00	829798 00	22970 00
1877	5537 00	41330 00	1531 00	56398 00	56398 00	210195 00	489777 00	699973 00	17893 00	699973 00	17893 00
1878	5783 00	37467 00	8974 00	53224 00	53224 00	221554 00	496729 00	718283 00	24790 00	718283 00	24790 00
						233789 00	462345 00	696104 00	10358 00	696104 00	10358 00

BOOKS IMPORTED INTO ONTARIO AND QUEBEC.
The following Statistical Table has been compiled from the "Trade and Navigation Returns" for the years specified, showing the gross value of books (not maps or school apparatus) imported into Ontario and Quebec.

TABLE L.—The Superannuated or Disabled Public School Teachers.

No.	NAME.	Age.	Years of Teaching in Ontario.	Amount of Pension.	Amount of Cash certified to the Hon. Provincial Treasurer as payable to Pensioners from 1st January to 31st December.
				§ cts.	§ cts.
13	James Benton	82	25	150 00	146 00
42	W. R. Thornhill	80	22	132 00	128 00
47	John Nowlan	85	24	144 00	140 00
49	George Reynolds	83	28 ¹ / ₂	171 00	167 00
53	John Donald	79	20 ¹ / ₂	123 00	119 00
56	Angus McDonell	83	33 ¹ / ₂	201 00	197 00
57	James Forde	76	18 ¹ / ₂	108 00	104 00
60	Gideon Gibson	93	19	114 00	110 00
63	Donald McDougall	78	14	84 00	80 00
71	Thomas White	88	23 ³ / ₄	142 50	138 50
72	Rev. Joshua Webster	84	22	132 00	128 00
73	Norman McLeod	86	16	96 00	92 00
79	William Glasford	68	18 ¹ / ₂	111 00	107 00
82	John Vert	68	21 ¹ / ₂	129 00	125 00
83	William Benson	81	23 ¹ / ₂	138 00	134 00
84	William Kearns	86	25	150 00	146 00
86	James Leys	86	17	102 00	98 00
88	Hector McRae	82	20	120 00	116 00
92	Emily Cozens	73	27	162 00	158 00
93	William Dermott	80	13	78 00	74 00
96	Walter Hick	90	25	150 00	146 00
107	Daniel Wing	75	26	156 00	152 00
115	Isabella Kennedy	76	22	132 00	128 00
122	Peter Fitzpatrick	86	23	138 00	134 00
126	James Kehoe	78	19	114 00	110 00
128	James McQueen	71	22 ¹ / ₂	135 00	131 00
129	John Miskelly	80	12 ¹ / ₂	75 00	71 00
132	Nicholas Fagan	84	13	78 00	74 00
135	Andrew Power	60	17	102 00	98 00
137	Catherine Snyder	69	18	108 00	104 00
140	John Brown	80	34	204 00	205 10
141	John Monaghan	74	15	90 00	86 00
142	Richard Youmans	74	20	120 00	116 00
144	William Ferguson	78	24	144 00	140 00
149	Daniel S. Sheehan	94	20	120 00	116 00
157	Jeremiah O'Leary	78	28	168 00	164 00
159	Archibald McCormick	81	16	96 00	92 00
162	James Bodfish	75	20	120 00	232 00
165	E. Redmond	78	32 ¹ / ₂	195 00	191 00
166	William Hildyard	72	19	114 00	110 00
169	Mary Richards	83	33	198 00	194 00
170	W. B. P. Williams	74	9	54 00	48 00
171	Julius Ansley	74	18	108 00	104 00
173	Thomas Buchanan	73	20	120 00	116 00
174	Matthew M. Hutchins	71	22	132 00	128 00
178	Helen McLaren	69	21	126 00	122 00
179	Ralph McCallum	69	23	138 00	134 00
184	John Dods	73	21	126 00	122 00
186	P. G. Mulhern	78	29	174 00	170 00
188	Thomas Sanders	86	30	180 00	176 00
190	George Weston	80	22 ¹ / ₂	135 00	131 00
193	Robert Hamilton	85	16	96 00	92 00
196	Joseph D. Thomson	69	14	84 00	80 00
198	Henry Bartley	71	23	138 00	134 00

The pensions are subject to a deduction, before payment, of \$4 for annual subscription, required by law.

TABLE L.—The Superannuated or Disabled Public School Teachers.

No.	NAME.	Age.	Years of Teaching in Ontario.	Amount of Pension.	Amount of Cash certified to the Hon. Provincial Treasurer as payable to Pensioners from 1st January to 31st December.
				£	cts.
200	Melinda Clarke.....	68	15½	93	00
201	James Brown.....	73	27½	163	00
202	Daniel Callaghan.....	81	30	180	00
206	James Robinson.....	63	18	108	00
207	Jane Tyndall.....	74	21	126	00
208	William Bell.....	77	11	66	00
209	William Brown.....	65	13	78	00
210	James Armstrong.....	65	25	150	00
211	Caroline F. Mozier.....	69	27	162	00
212	Eliza Barber.....	60	18½	111	00
214	James McFarlane.....	72	27	162	00
215	James McKay.....	68	33	198	00
216	J. C. Van Every.....	75	20	120	00
217	Benjamin Woods.....	78	29	174	00
218	John Younghusband.....	83	33½	201	00
219	William Irvine.....	80	36	216	00
221	Richard Campbell.....	78	31	186	00
222	James Mahon.....	68	20	120	00
228	John Douglass.....	83	22	132	00
229	Daniel McGill.....	73	30	180	00
231	Anna McKay.....	75	18	108	00
234	Robert Jordan.....	83	28	168	00
235	David Kee.....	63	17	102	00
237	Thomas Dorothy.....	67	34	204	00
238	Thomas Whitfield.....	69	32½	195	00
240	John Robinson.....	77	17	102	00
241	Archibald C. Boyd.....	53	19½	117	00
242	James Briggs.....	67	37	222	00
245	John Graydon.....	74	30	180	00
246	Charles Judge.....	68	17	102	00
247	John Ross.....	68	22	132	00
248	John Roberts.....	77	16	96	00
251	Mary Crawford.....	58	15	90	00
252	William Lewis.....	61	22½	135	00
253	John Russell.....	73	30	180	00
254	George Wilson.....	79	20	120	00
258	Benjamin Meeds.....	69	23½	141	00
259	J. A. G. Williamson.....	59	17	102	00
261	Thomas Howatson.....	79	10	60	00
262	Thomas McNeillie.....	81	16½	99	00
263	Alexander McLeod.....	74	48	288	00
264	William Moore.....	58	23	138	00
265	Thomas C. Smyth.....	75	15	90	00
266	George Wilkin.....	70	25	150	00
267	Michael Gallagher.....	61	29	174	00
268	Robert Futhy.....	72	32	192	00
269	John McNaughton.....	59	29	174	00
270	Alexander McIntyre.....	59	24	144	00
271	Frederick Rimmington.....	46	12	72	00
272	Hugh Duff.....	65	21½	129	00
273	James W. McBain.....	45	20	120	00
274	John Quin.....	57	31	186	00
275	Adam Robinson.....	72	16½	99	00
276	Mary Blount Thorn.....	55	14	84	00
278	William Trenholm.....	61	23	138	00
279	John Ferguson.....	47	16	96	00

TABLE L.—The Superannuated or Disabled Public School Teachers.

No.	NAME.	Age.	Years of Teaching in Ontario.	Amount of Pension.	Amount of Cash certified to the Hon. Provincial Treasurer as payable to Pensioners from 1st January to 31st December.
				£ cts.	£ cts.
280	Patrick Jordan	59	25	150 00	73 00
282	Ephraim Rosevear	44	22	132 00	128 00
283	Adam Scott	73	21½	129 00	125 00
284	James Banks	72	16	96 00	92 00
285	Matthew D. Canfield	68	29½	177 00	173 00
286	Richard Coe	50	13½	81 00	77 00
287	William Curry	48	16	96 00	92 00
288	John Jamieson	61	25	150 00	146 00
289	Mary Jane Haight	57	22½	135 00	131 60
290	William Thorn	69	16	96 00	92 00
291	Edwin Bates	59	8	48 00	44 00
292	John Burke	66	22	132 00	128 60
293	Henry Buckland	52	18½	111 00	107 00
295	James Milner	64	32½	195 00	191 00
296	Patience S. Courtney	54	17	102 00	98 00
297	William Armstrong	67	45	270 00	266 00
298	Joseph D. Booth	53	21	126 00	122 00
299	Michael Brennan	68	16	96 00	92 00
300	Henry Beuglet	58	21	126 00	122 00
301	Patrick Donovan	66	28	168 00	164 00
302	John Fraser	77	16	96 00	92 00
303	John Isister	77	15½	93 00	89 00
304	Barbara A. Irvine	44	22	132 00	128 00
305	Robert Marlin	64	26	156 00	152 00
306	Archibald McSween	66	20	120 00	116 00
307	Daniel McRae	70	24	144 00	140 00
308	Timothy J. Newman	62	23	155 00	151 00
310	James Quin	74	18	108 00	104 00
311	James Scott	63	14	84 00	80 00
312	James Simpson	70	10	60 00	56 00
313	Thomas Chaplin	45	17	102 00	98 00
314	James Cooke	45	16	96 00	92 00
315	Frances Johnson	53	19	114 00	110 00
316	Robert Rooney	51	23	138 00	134 00
317	John Gibbs	64	18	108 00	104 00
318	Robert Kerr	66	28	168 00	164 00
320	Samuel J. Trew	56	24	144 00	140 00
322	John Chapman	36	10	60 00	56 00
324	James Elliott	54	23	138 00	144 00
325	Rebecca A. Johnson	44	15	90 00	86 00
326	Luke D. Maxwell	61	24	144 00	140 00
329	Francis Reynolds	50	14	84 00	80 00
332	Robert Dickson	60	18	108 00	104 00
333	Matthew Elder	88	28	168 00	164 00
334	William Gorman	54	26½	159 00	155 00
335	John Lawson	72	44	264 00	260 00
336	Joseph Leighton	70	6½	39 00	35 00
337	George McGill	56	26	156 00	152 00
338	Luke Morris	65	19	114 00	110 00
339	Dawson Reid	62	13	78 00	74 00
342	William Gilmer	74	10	60 00	56 00
344	Elizabeth Greerson	68	27	162 00	158 00
345	Levi T. Hyde	42	17	116 00	112 00
346	Michael McAnliffe	68	23	138 00	134 00
348	Jacob Tyndall	73	20	120 00	116 00
349	Charles F. Russell	43	19	114 00	110 00

TABLE L.—The Superannuated or Disabled Public School Teachers.

No.	NAME.	Age.	Years of Teaching in Ontario.	Amount of Pension.	Amount of Cash certified to the Hon. Provincial Treasurer as payable to Pensioners from 1st January to 31st December.
				£ cts.	£ cts.
350	Robert H. Wickham.....	63	33	198 00	374 00
351	William Watson.....	60	24	147 50	143 50
352	William Bradley.....	72	28	168 00	164 00
353	John Bruce.....	70	27	162 00	158 00
354	Benjamin Burkholder.....	64	28½	171 00	167 00
355	Asahel B. Clark.....	42	17	117 50	113 50
356	James C. Clark.....	57	26	156 00	152 00
358	Robert Graham.....	68	25	150 00	146 00
359	Henry Greer.....	71	26	156 00	152 00
362	John S. Kingston.....	66	8½	51 00	47 00
363	A. B. C. McConnell.....	67	9	54 00	50 00
364	John McMahon.....	40	17	102 00	98 00
366	William J. Ridley.....	62	20	120 00	116 00
368	William R. Rodway.....	67	16	96 00	92 00
369	Edward Rothwell.....	69	40	240 00	236 00
370	Solomon P. Smith.....	64	35	210 00	206 00
372	Daniel Sullivan.....	51	22½	135 00	131 00
373	Alexander Best.....	59	15	90 00	86 00
374	Nathan Bicknell.....	55	13½	81 00	77 00
375	Alexander Canning.....	53	14	84 00	80 00
376	Jane S. Chadwick.....	50	18½	111 00	107 00
377	Margaret Cozens.....	68	15	90 00	86 00
378	William Earnsey.....	58	16	96 00	92 00
379	James Hodgson.....	67	18	126 00	122 00
380	William Johnston.....	76	18	168 00	164 00
381	James Joyce.....	73	13	78 00	74 00
382	Elizabeth Murray.....	61	24	161 00	157 00
383	John McAdam.....	58	30	180 00	176 00
384	John McIntyre.....	66	14	84 00	80 00
385	John Ovens.....	63	23	138 00	134 00
386	John Paul.....	76	14	84 00	80 00
387	John Beaton.....	67	19	114 00	110 00
388	James Deylin.....	49	25	150 00	146 00
389	John B. Diamond.....	48	12	72 00	68 00
390	Henry Dugdale.....	58	25	150 00	139 00
391	John Fraser.....	71	24	144 00	140 00
393	James B. Hilton.....	66	30	180 00	176 00
394	Joseph Hugill.....	68	26	156 00	152 00
395	James Kelley.....	51	28	171 50	167 50
396	Allan Kennedy.....	77	14	84 00	80 00
397	John Mitchell.....	47	19	130 00	126 00
399	Alexander Rodgers.....	55	27	162 00	158 00
400	J. G. Rothwell.....	68	36	216 00	212 00
403	E. G. Woodward.....	48	19	114 00	110 00
404	John Brenner.....	61	22	132 00	128 00
405	Anthony Ehnlinger.....	66	24½	147 00	143 00
406	Christianna Hayes.....	34	12	72 00	136 00
407	Patrick J. Moran.....	55	12½	75 00	71 00
408	John G. McGregor.....	78	18	126 00	122 00
409	Andrew McKenzie.....	68	10	60 00	56 00
410	James Scott.....	67	24	144 00	140 00
411	Adam S. Stephen.....	63	33	198 00	194 00
412	Matthew Wellhauser.....	64	21	126 00	122 00
413	Huldah L. Whitcomb.....	53	24	160 00	156 00
414	John Blackley.....	72	29	174 00	170 00
415	John Conn.....	54	25½	153 00	149 00

TABLE L.—The Superannuated or Disabled Public School Teachers.

No.	NAME.	Age.	Years of Teaching in Ontario.	Amount of Pension.		Amount of Cash certified to the Hon. Provincial Treasurer as payable to Pensioners from 1st January to 31st December.
				£	cts.	
416	Arthur Hollis.....	68	11	66	00	62 00
418	Thomas E. Jackson.....	45	13	78	00	74 00
419	William Kerr.....	56	27	162	00	158 00
420	James Leonard.....	66	11	66	00	62 00
421	James Moriarty.....	63	27	183	00	179 00
422	William McKerrow.....	69	18	108	00	104 00
423	Adam Simpson.....	72	13½	81	00	77 00
424	John A. R. Thomson.....	55	24½	168	00	164 00
425	William Davidson.....	62	14½	87	00	83 00
426	Alexander Kennedy.....	63	30	180	00	172 00
427	Oliver O. Kenney.....	70	23	138	00	134 00
428	Jeremiah D. O'Sullivan.....	62	27	162	00	158 00
429	Alexander Weldon.....	72	20	120	00	116 00
430	James Cavanagh.....	49	11½	69	00	65 00
431	James De Cantillon.....	52	26½	159	00	155 00
432	William Davidson.....	71	16½	99	00	95 00
433	Thomas W. Garland.....	58	28	168	00	164 00
434	Elizabeth Hopkins.....	62	24½	151	50	147 50
435	J. W. Poole.....	55	24½	147	00	143 00
436	James C. Stewart.....	62	20	120	00	116 00
437	William John Hull.....	67	30½	183	00	179 00
438	William Poole.....	66	28	168	00	164 00
439	James A. Thompson.....	65	35½	213	00	209 00
440	John Anderson.....	59	15½	93	00	89 00
441	John G. Boyd.....	56	15½	93	00	89 00
442	Samuel Derby.....	55	22	132	00	128 00
443	Mathew U. Adams.....	51	22½	135	00	131 00
444	John McNamara.....	50	17	102	00	98 00
445	William Beattie.....	50	17	102	00	98 00
446	Margaret Brown.....	45	11½	69	00	65 00
447	George W. DuMège.....	62	22	132	00	128 00
448	William Emerson.....	74	2	12	00	8 00
449	Hugh Hamilton.....	64	22½	135	00	131 00
450	William F. Kennedy.....	66	46½	279	00	275 00
451	Alexander Stewart.....	76	12	72	00	68 00
452	William Barr.....	23	4½	31	50	27 00
453	Parsons D. Henry.....	41	17	102	00	98 00
454	Adele B. Rochan.....	58	10½	63	00	59 00
455	Bernard Daly.....	62	38½	231	00	227 00
456	John Dunlop.....	76	18½	111	00	107 00
457	Patrick O'Brien.....	63	17	115	00	111 00
458	Richard W. Young, M.A.....	61	26	169	00	165 00
459	Adolphus Andrews.....	56	21	126	00	122 00
460	Richard H. Banks.....	38	14	95	00	91 00
461	William M. Crewson.....	53	21	126	00	122 00
462	William H. Meredith.....	52	23	138	00	134 00
463	Jeremiah W. Palmer.....	51	19	114	00	110 00
464	William Millar.....	80	17	102	00	98 00
465	William Elmslie.....	45	17	102	00	98 00
466	Alexander Goulet.....	47	20	120	00	116 00
467	John Ireland.....	58	26	156	00	152 00
468	Robert Russell.....	42	17½	105	00	101 00
469	James Doyle.....	73	22	132	00	128 00
470	Horatio Mills.....	65	23	138	00	134 00
471	Thomas Scott.....	80	12	72	00	68 00
472	George N. Spong.....	65	23½	141	00	137 00

TABLE L.—The Superannuated or Disabled Public School Teachers.

No.	NAME.	Age.	Years of Teaching in Ontario.	Amount of Pension.	Amount of Cash certified to the Hon. Provincial Treasurer as payable to Pensioners from 1st January to 31st December.
				£ cts.	£ cts.
473	Hugh Ganley	59	22 $\frac{1}{2}$	135 00	131 00
474	Robert Preston	54	19 $\frac{1}{2}$	117 00	113 00
475	Andrew Quinton	51	26 $\frac{1}{2}$	159 00	155 00
476	William H. Griffin	61	26	156 00	152 00
477	James B. Lynn	67	32	192 00	188 00
478	Francis Kedsie	61	21	126 00	119 50
479	Mary Jane Barry	36	13	78 00	148 00
480	Charles F. H. Metzldorf	46	18	108 00	104 00
481	James O'Meara	44	19	114 00	220 00
482	Helen Cullen	46	23	138 00	119 00
483	Duncan McColl	47	17 $\frac{1}{2}$	105 00	156 50
484	Edward Rose	55	25 $\frac{3}{4}$	153 00	205 50
485	Samuel Vandewater	47	17	116 50	108 50
486	Thomas S. Agar	70	22 $\frac{1}{2}$	146 00	52 00
487	John Coleman	64	9	54 00	46 00
488	Duncan Ferguson	60	21 $\frac{3}{4}$	129 00	59 00
489	Alexander Hamilton	64	19 $\frac{3}{4}$	117 00	52 00
490	John Lindsay	72	12	72 00	19 00
491	John G. McLaughlin	64	20	120 00	36 00
492	Christopher J. Shaw	65	28	168 00	112 00
493	Patrick Sullivan	69	23	138 00	45 00
494	Henry Wilson	73	20	120 00	116 00
495	James Bell	72	36 $\frac{3}{4}$	284 50	47 25
496	Jeremiah O'Meara	78	30	180 00	49 00
497	Robert Wiggins	60	15	90 00	86 00
498	Thomas Dodds	34	6	36 00	32 00
499	Elizabeth R. Mowat	53	24	144 00	124 00
500	John R. Russell	31	10 $\frac{1}{2}$	73 50	71 50
501	David Sloan	59	7	42 00	9 00
502	William Campbell	63	16	96 00	92 00
503	Robert W. McKay	60	32	192 00	126 00
504	Archibald Thomson	65	22	132 00	123 00
505	Mary A. Bell	46	16	96 00	91 00
506	David Johnston	50	18 $\frac{3}{4}$	111 00	107 00
507	Alexander Campbell	68	12	72 00	20 00
508	Robert McClelland	53	33	204 50	164 50
509	John Mackay	54	28	168 00	148 00
510	James McFerr	48	25	155 00	135 00
511	W. A. Pringle	67	32	192 00	126 00
512	Peter Cameron	55	12 $\frac{1}{2}$	75 00	71 00
513	Walter Renwick	50	21	126 00	112 00
514	Thomas Armstrong	58	26	156 00	142 00
515	John Sinclair	50	23	138 00	27 00
516	Philip D. Harty	65	19 $\frac{1}{2}$	117 00	26 50
517	William Wilson	61	21	126 00	70 00
518	Philip J. Shevlin	63	29	174 00	61 00
519	Elizabeth Scott	43	16	96 00	92 00
520	Eliza C. Brown	58	21	126 00	5 00
521	A. D. Fordyce	62	22	154 00	75 00
522	Thomas Kelly	65	24	144 00	71 00
523	Rev. J. Kilgour	66	21 $\frac{3}{4}$	149 50	68 75
524	J. C. Bateman	52	14 $\frac{1}{2}$	87 00	75 00
525	John Brennan	30	10 $\frac{1}{2}$	69 50	32 75
526	John Earl	69	22	132 00	72 00
527	Robert McLean	83	11 $\frac{1}{2}$	69 00	53 00

TABLE L.—The Superannuated or Disabled Public School Teachers.

No.	NAME.	Age.	Years of Teaching in Ontario.	Amount of Pension.	Amount of Cash certified to the Hon. Provincial Treasurer as payable to Pensioners from 1st January to 31st December.
528	Henry Selman	77	12½	\$ 75 00	73 50
529	James Magill	52	30	180 00	152 00
530	Alexander Forbes	58	25½	153 50	70 50
531	Hugh C. Henry	57	25	150 00	103 50
532	Angus E. Kennedy	55	16	96 00	92 00
533	Margaret Dodge	46	20½	123 00	105 00
					41192 85

In the above table, where the number is omitted, the pensioner is either dead, has resumed teaching, or has withdrawn.

During 1878, \$1591.64 were returned to subscribers withdrawing from the Fund.

The amount paid to new pensioners for the first year is affected by the amount of arrears of subscriptions they have respectively paid in.

TABLE L. GENERAL ABSTRACT.

COUNTRIES FROM WHICH THE FOREGOING SUPERANNUATED TEACHERS APPLIED.		RELIGIOUS DENOMINATIONS.		NATIVES OF	
Glengary	25	Church of England	149	Dominion of Canada	73
Stormont	18	Presbyterian	146	Ireland	243
Dundas	16	Methodist	93	Scotland	122
Prescott	8	Roman Catholic	84	England	66
Carlton	23	Baptist	22	Other British Colonies.....	5
Greenville	17	Congregationalist	15	France	1
Leeds	29	Protestant	3	United States	19
Lanark	30	Universalist	2	Germany.....	2
Renfrew	6	Society of Friends.....	3	Switzerland	1
Frontenac	18	Christian Brethren.....	3	Belgium	1
Lennox and Addington	12	Second Advent	1	Total	533
Prince Edward	8	United Brethren.....	1		
Hastings	16	Catholic Apostolic	1		
Northumberland	18	Not given	10		
Durham	7	Total.....	533		
Peterborough	16				
Haliburton	1				
Victoria	9				
Ontario	13				
York	21				
Peel	14				
Total.....	533				

Of the 533 Teachers admitted to the Fund, 194 either died during or before 1878, were not heard from, resumed teaching, or withdrew from the Fund.

Of the remaining 339, the average length of service as Public School Teachers in Ontario, was 21 years.

The average age of the Pensioners was 63 years.

Of the 533 Teachers admitted to the Fund, there have been 497 males and 36 females.

TABLE M.—Educational Summary for Ontario.

	Public Schools.			High Schools.			Grand Total.				Balances unexpended.	Total amount available for Public Educational purposes.
	Number of Public Schools.	Number of Pupils.	Amount expended for Public School purposes.	Number of High Schools.	Number of High School Pupils.	Amount expended for High School purposes.	Total number of Public Educational Institutions.	Total number of Pupils attending them.	Total amount expended for Public Educational purposes.			
Glencarry	77	1009	20341 49	1	100	3414 28	77	5218	29795 77	1095 62	25491 39	
Stromont	87	5583	26236 99	1	60	3127 41	77	5503	29361 40	2027 22	31391 62	
Dundas	75	5502	26654 33	1	157	3105 97	77	5639	29740 30	2390 48	32130 78	
Prescott	72	3835	16654 32	1	149	3403 93	74	3984	20058 25	2598 52	22656 77	
Russell	61	4129	17054 60	1	113	4817 56	61	4129	17064 60	1898 65	19563 25	
Carleton	113	8975	48178 56	1	113	3690 08	113	8975	48178 56	3375 45	53554 01	
Greenville	82	6210	32558 58	1	156	7694 35	84	6366	32927 69	3884 28	40111 94	
Leeds	161	10073	54860 65	3	237	7894 35	164	10310	62555 20	6791 76	69346 96	
Banark	152	9037	48109 49	3	437	15385 99	157	9494	63495 48	6951 41	70449 89	
Renfrew	131	7252	40325 96	3	159	4736 34	131	7411	45062 30	4619 33	49681 63	
Frontenac	130	7490	35624 15	1	74	2906 39	131	7564	37630 54	3878 47	41509 01	
Lennox and Addington	113	7220	38214 72	1	187	8380 24	115	7407	40594 96	3958 97	50553 93	
Prince Edward	80	5514	36781 10	1	86	6801 82	90	5000	43582 92	1112 51	44695 43	
Hastings	78	10977	63510 38	1	79	1496 69	79	11036	65006 47	8131 47	73137 89	
Northumberland	114	10583	60087 26	1	259	8782 25	114	10842	68869 51	8369 41	77238 92	
Durham	105	9949	56710 25	3	290	8333 25	108	10239	65043 50	6575 72	71617 22	
Peterborough	92	7778	48755 37	2	277	9110 82	94	8035	57686 22	61799 05	61799 05	
Haliburton	35	1354	8165 85	1	246	3151 33	35	1354	8165 85	1492 96	9658 81	
Victoria	145	11431	63712 21	2	443	11906 16	148	11677	74863 74	4730 78	79594 52	
Ontario	123	13781	79029 51	4	443	11906 16	127	14224	90635 67	7340 14	98275 81	
York	163	17592	109200 80	4	263	7067 61	167	17855	116268 41	17663 94	133932 35	
Peel	74	7479	42541 02	2	121	4529 58	76	7600	47070 60	5373 81	52444 41	
Simcoe	222	21756	116720 87	4	488	29409 38	226	29244	146120 25	11192 70	157322 95	
Halton	359	6319	41472 71	1	47	1580 56	60	6366	43053 27	4408 20	47521 47	

MUNICIPALITIES.

TABLE M. Educational Summary for Ontario.

MUNICIPALITIES.	Public Schools.			High Schools.			Grand Total.			Total amount available for Public Educational purposes.	Balances unexpended.	Total amount available for Public Educational purposes.
	Number of Public Schools.	Number of Public School Pupils.	Amount expended for Public School purposes.	Number of High Schools.	Number of High School Pupils.	Amount expended for High School purposes.	Total number of Pupils attending them.	Total number of Public Educational Institutions.	Total amount expended for Public Educational purposes.			
Wentworth	97	7971	46172 09	1	200	4836 94	8151	50336 03	10633 90	8130 35	58386 96	
Brant	64	5391	32385 61	1	54	2224 12	6015	34809 78	11789 67	46390 45		
Lincoln	79	5861	39737 80	4	181	12906 10	83	45329 99	12637 80	58107 79		
Welland	91	8064	47065 68	3	181	12906 10	95	49917 88	15781 15	57552 03		
Haldimand	79	6396	39962 91	3	88	4717 84	82	44680 75	6674 27	51355 02		
Norfolk	104	9750	51518 63	3	591	4466 78	107	55985 11	7883 71	63869 15		
Oxford	113	13230	87111 55	2	217	4954 12	115	13167 92	10633 90	102704 77		
Waterloo	97	11183	74507 21	2	363	2184 16	99	11576 16	17915 15	114266 52		
Wellington	106	20500	119523 47	5	487	18364 93	171	29987 13	13080 72	150909 12		
Grey	229	21249	101679 17	1	191	2962 00	230	24410 10	10434 17	114243 66		
Perth	124	15397	98902 08	4	529	20655 89	128	16126 30	18908 41	138166 38		
Huron	207	23297	129689 32	2	248	11302 98	209	23545 30	13643 21	154635 51		
Bruce	166	19145	106192 72	2	153	10719 57	168	19000 00	13665 63	128277 02		
Middlesex	195	19612	128208 71	3	300	5769 44	198	13812 15	11907 50	148825 65		
Elgin	106	10968	62182 41	3	275	11436 81	109	73639 22	7812 31	81481 53		
Kent	125	13805	82781 25	1	116	2969 66	126	13921 25	85750 91	103175 05		
Laubon	145	13320	96317 92	1	105	2195 95	146	13625 87	17424 14	107251 74		
Essex	114	10688	69023 43	1	94	3311 41	115	10782 25	6339 67	78671 51		
Districts	48	2633	18181 83	1	194	2665 89	7	2633 00	2680 47	21165 30		
Belleisle	6	2558	15769 63	1	280	16975 86	7	2752 00	18435 52	18581 58		
Brantford	5	2492	15440 91	1	567	16301 06	6	2582 00	32416 77	149 06		
Hamilton	20	7317	50863 70	1	567	16301 06	21	7884 00	67257 76	69 74		
Kingston	12	3742	16128 76	1	77	4546 69	13	5819 00	20675 45	178 06		
London	14	4811	22437 48	1	297	13963 31	15	5108 00	36900 79	1833 29		

Ottawa.....	15	5954	54688 03	1	217	39444 17	16	6171	74132 20	12802 05	86354 25
St. Catharines.....	12	2503	17525 89	1	264	11648 81	13	2767	29174 70	183 81	28358 51
Toronto.....	32	14567	125701 92	1	302	10730 64	33	14869	136155 56	21726 29	178161 76
Normal and Model Schools.....	4	900	34032 92				4	900	34032 92		34032 92
Public School Inspections, &c.....			128376 59						128376 59		128376 59
High School Inspection.....			41318 95			7537 63			7537 63		7537 63
Superannuated Teachers.....			7260 37						7260 37		7260 37
Trustees' purchases of Maps, Prizes, &c., through Booksellers.....											
Additional Expenses, Departmental.....											
Printing, Registers, School Act, &c., Maps, Prizes, &c., for other Institutions.....			16937 90						16937 90		16937 90
Grand Total, 1878.....	4994	48915	3117274 06	101	10574	403547 82	5008	500489	3520821 88	382152 74	3802974 62
" " 1877.....	5144	491760	3235630 87	101	9229	352450 30	5248	500989	3387181 17	365416 76	3904089 93
Increase.....					1345	51097 52				18735 98	
Decrease.....	150	1845	117756 81				150	560	66539 20		47923 31

TABLE N.—A General Statistical Abstract, exhibiting the comparative state and progress of Education in Ontario, as connected with Public and High Schools; also, Normal and Model Schools, from the year 1842 to 1878, inclusive, compiled from Returns in the Education Department.

No.	SUBJECTS COMPARED.	1842	1843	1844	1845	1846	1847	1848
1	Population of Ontario.....	486055						241102
2	Population between the ages of five and sixteen years.....	141143		183539	202913	204580	231975	
3	County High Schools.....	25		25	31	32	32	33
4	Normal and Model Schools for Ontario.....				2736	2589	2727	2800
5	Total Public Schools in operation as reported.....	1721		2610				
6	Total Roman Catholic Separate Schools.....	1765		2700	2837	2706	2863	2958
7	Grand Total Educational Establishments in operation in Ontario*.....	No Reports.		No Reports.	No Reports.	No Reports.	1000	1115
8	Total Pupils attending County High Schools.....							
9	Total Students and Pupils attending Normal and Model Schools for Ontario.....							256
10	Total Pupils attending the Public Schools of Ontario.....	65978		96756	110002	101912	121829	133739
11	Total Pupils attending the Roman Catholic Separate Schools.....							
12	Grand Total Students and Pupils attending Public and High, Normal and Model Schools*.....	65978		96756	110002	101912	128300	135495
13	Total amount paid for the Salaries of Public and Separate School Teachers in Ontario.....	\$160000		\$2068536	\$280056	\$271624	\$316396	\$314276
14	Total amount paid for the erection or repairs of Public and Separate School Houses, and for Libraries and Apparatus, Books, Fuel, Stationery, &c.....	No Reports.		No Reports.	No Reports.	No Reports.	No Reports.	No Reports.
15	Grand Total paid for Public and Separate School Teachers' Salaries, the erection and repairs of School Houses, and for Libraries and Apparatus.....							
16	Total amount paid for High School Masters' Salaries.....							
17	Total amount paid for erection or repairs of High School Houses.....							
18	Amount received for other Educational Institutions, &c.*.....							
19	Grand Total paid for Educational purposes in Ontario.....							
20	Total Public School Teachers in Ontario.....				2860	2925	3028	3177
21	Total Male.....						2565	2507
22	Total Female.....						663	670
23	Average number of months (or days) each Public School has been kept open by a qualified Teacher, including legal holidays, up to 1876 inclusive.....			74	8	8½	8½	9

* Including Collegiate and Private Educational Establishments up to 1876.

TABLE N.—A General Statistical Abstract, exhibiting the comparative state and progress of Education, &c.

No.	1849	1850	1851	1852	1853	1854	1855	1856	1857	1858	1859	1860	1861
1	253364	253258	258607	262755	268057	277922	297623	313146	324888	360578	362085	373589	1396091
2	59	57	54	60	64	64	65	61	72	75	81	88	86
3	2	2	2	3	3	3	3	3	3	4	4	4	4
4	2871	3029	2985	2992	3093	3200	3284	3391	3631	3772	3848	3854	3910
5	16	18	32	32	32	41	41	81	100	94	105	115	109
6	3076	3349	3239	3262	3386	3526	3710	3815	4094	4258	4372	4379	4459
7	1120	2970	3241	3243	4287	4287	4459	4381	4459	4546	4581	4546	4765
8	400	370	356	645	755	622	743	722	746	777	718	700	700
9	138465	151891	168159	179587	194736	204168	222979	243335	262575	383632	288398	301104	316287
10	139678	159678	175835	189010	203888	215356	240917	29210	9694	9991	12991	14708	14631
11	833912	833916	8391308	8429948	8489764	8578868	8640168	8779680	8860292	877616	8859225	8885591	894417
12	No Reports.	856736	877336	810066	8128072	8175472	8219194	8331926	8251926	8265519	8250721	8261183	8018113
13	No Reports.	8110472	8168644	8529314	8617836	8754340	8808372	81078168	81212158	81013135	81100446	81133774	8273306
14	No Reports.	Included in other Educational Institutions.											81191448
15	No Reports.												871634
16	No Reports.												874234
17	No Reports.												874234
18	No Reports.												8218332
19	No Reports.												8218332
20	3209	3176	3277	3388	3539	3539	3568	3680	4083	4302	4235	4281	4336
21	2565	2967	2551	2541	2601	2508	2568	2622	2787	2965	3115	3160	3031
22	704	779	726	847	938	1031	997	1007	1296	1238	1120	1181	1305
23	946	947	92	91	93	93	95	10	10	10 ³	10 ³	10 ³	10 ³

TABLE N. A General Statistical Abstract, exhibiting the comparative state and progress of Education in Ontario, &c.

	1862	1863	1864	1865	1866	1867	1868	1869	1870	1871	1872	1873	1874	1875	1876	1877	1878
1	403,302	412,307	421,555	426,757	431,815	447,726	463,315	470,100	483,966	489,615	495,756	504,859	511,603	501,083	502,250	491,801	492,300
2	51	35	35	104	104	102	101	101	101	102	104	108	108	108	104	101	101
3	4	3	3	3	3	3	3	3	3	3	3	3	3	3	3	3	3
4	3,995	4,013	4,074	4,154	4,222	4,261	4,318	4,329	4,403	4,438	4,490	4,562	4,592	4,678	4,875	4,955	4,813
5	109	120	147	152	157	161	162	165	163	160	171	170	166	156	167	185	177
6	45,514	45,887	46,561	46,861	48,000	48,551	49,000	49,500	49,000	50,000	50,000	51,200	51,600	52,588	54,000	52,185	50,688
7	4,982	5,522	5,589	5,754	5,679	5,696	5,619	5,608	7,354	7,190	7,968	8,137	7,874	8,312	8,511	9,229	10,574
8	700	700	700	800	800	800	800	800	800	800	800	800	800	800	900	900	900
9	2,900	3,119	3,453	3,632	3,723	3,871	3,905	4,176	4,286	4,252	4,325	4,389	4,426	4,516	4,632	4,698	4,635
10	17,000	17,365	18,101	18,579	18,921	19,051	19,081	19,081	19,081	19,081	19,081	19,081	19,081	19,081	19,081	19,081	19,081
11	37,333	37,333	37,992	40,266	41,682	43,433	44,933	44,810	45,916	46,357	47,200	48,079	48,854	49,105	51,070	50,689	50,689
12	89,507	89,656	89,965	90,104	90,516	91,031	91,466	91,730	92,481	93,191	94,176	94,520	94,770	95,100	95,828	96,399	96,120
13	27,231	28,892	29,832	31,427	32,905	34,767	36,189	37,430	38,938	40,181	41,570	42,810	43,752	44,233	44,645	44,645	44,645
14	13,963	14,147	14,331	14,515	14,700	14,884	15,068	15,252	15,436	15,620	15,804	16,000	16,184	16,368	16,552	16,736	16,920
15	3,421	3,421	3,421	3,421	3,421	3,421	3,421	3,421	3,421	3,421	3,421	3,421	3,421	3,421	3,421	3,421	3,421
16	3,792	3,792	3,792	3,792	3,792	3,792	3,792	3,792	3,792	3,792	3,792	3,792	3,792	3,792	3,792	3,792	3,792
17	8,270	8,270	8,270	8,270	8,270	8,270	8,270	8,270	8,270	8,270	8,270	8,270	8,270	8,270	8,270	8,270	8,270
18	2,231	2,231	2,231	2,231	2,231	2,231	2,231	2,231	2,231	2,231	2,231	2,231	2,231	2,231	2,231	2,231	2,231
19	3,521	3,521	3,521	3,521	3,521	3,521	3,521	3,521	3,521	3,521	3,521	3,521	3,521	3,521	3,521	3,521	3,521
20	406	406	406	406	406	406	406	406	406	406	406	406	406	406	406	406	406
21	315	301	301	295	295	277	277	277	273	261	265	258	261	245	240	202	200
22	129	140	161	179	186	201	229	229	212	266	283	306	315	337	340	348	343
23	10	10	11	11	11	11	11	11	11	11	11	11	11	11	11	201	206

NOTE. Balances due but not collected, were included until 1838, but from that date Nos. 13, 14, 15, 16, 17 and 19 represent actual payments only. If we add to the Grand Total 19 the unexpended balances, we should have an available sum of \$3,902,971 for Public Educational purposes during 1878, and for 1877, \$3,450,897, the decrease in 1878 being \$47,074.

NOTE. The Returns in the foregoing Table, up to the year 1847, are not very complete, but since that period they have been sufficiently so to establish data by which to compare our yearly progress in Educational matters. The Returns are now pretty extensive, and embrace all Public Institutions of Learning except Universities, Private-Scholastic Institutions were given up to 1876, but their Reports were so incomplete and unsatisfactory, that since that year the Department has ceased to ask for the information.

* Holidays and Vacations included up to 1876; not afterwards.

PART III.

APPENDICES.

1878.

APPENDIX A.

REPORT OF DR. MAY,
SUPERINTENDENT OF THE DEPOSITORY BRANCH
OF THE
EDUCATION DEPARTMENT,
UPON THE SUBJECT OF THE
EXHIBIT OF THIS DEPARTMENT AT THE PARIS EXHIBITION,
1878.

*To the Honourable Donald Alexander Macdonald, Lieutenant-Governor of
the Province of Ontario.*

MAY IT PLEASE YOUR HONOUR,

I herewith beg to submit a copy of the Report of Dr. May, Superintendent of the Depository Branch of the Education Department, upon the subject of the exhibit of this Department at the Paris Exhibition of 1878.

Your Honour will be pleased to learn the gratifying facts connected with the success of the representation at this Exhibition which was open to all the nations of the world.

I have the honour to be,

Your Honour's most obedient servant,

ADAM CROOKS,

Minister of Education.

TORONTO, 15th February, 1879.

DEAR SIR,—

I have the honour to inform you that on examination of the List of Awards to British Exhibitors at the Paris Exposition, published by the Royal British Commission, I find that the Education Department of Ontario will receive more awards than England and all her other Colonies.

Exhibits were sent to Paris from England, and the following British possessions:—

England.	Straits Settlements.
Indian Empire.	Mauritius.
Canada.	Seychelles.
Jamaica.	New South Wales.
British Guiana.	Victoria.
Trinidad.	Queensland.
Lagos.	South Australia.
Cape of Good Hope.	Western Australia.
Transvaal.	New Zealand.

Ceylon.

The classification adopted by the French authorities included Education and Instruction, Apparatus, and processes of the Liberal Arts in the Second Group, which was subdivided into the following classes:

- Class 6.—Education of Children, Primary Instruction, Instruction of Adults.
- Class 7.—Organization and Appliances for Secondary Instruction.
- Class 8.—Organization, Methods and Appliances for Superior Instruction.
- Class 9.—Printing Books, Libraries, &c.
- Class 10.—Stationery.
- Class 11.—Drawing and Modelling.
- Class 12.—Photographic Apparatus, &c.
- Class 13.—Musical Instruments.
- Class 14.—Medicine, Hygiene and Public Relief.
- Class 15.—Mathematical and Philosophical Instruments.
- Class 16.—Maps, Geographical Apparatus, &c.

The Education Department of Ontario exhibited in classes 6, 7, 8, 9, and 16, and received an award in each class.

The articles exhibited were as follows:—

1. Educational Reports, School Laws, Journal of Education, Printed Forms.
2. Collection of Photographs of some of the principal Public and High Schools in Ontario.
3. School Method and Organization, Examination Papers.
4. Text Books.
5. Books relating to Teachers' Professional Library.
6. Library and Prize books.
7. Tablet Reading Lessons.
8. Arithmetic and Geometry.
9. Drawing.
10. Maps and Charts.
11. Natural History.
12. Globes and Astronomical Apparatus.

13. School Apparatus, Pneumatics, Optics, Heat, Electricity, Voltaic Electricity, Magnetism, Mechanics, Hydrostatics, Hydraulics, and Chemistry.

The following awards were made to Ontario :—

Class 6.—Diploma of Honour for Primary Instruction. A Gold Medal to Dr. Hodgins as Collaborateur.

Class 7.—Diploma for Secondary Instruction. (High Schools). A Medal to Dr. May.

Class 8.—Diploma for Universities.

Class 9.—Diploma for Library and Prize System.

Class 16.—Diploma for Maps.

In addition a Diploma was awarded to the Honourable S. C. Wood, for the School of Agriculture, and Honourable Mention to Mr. Langmuir, for Prisons and Asylums.

The awards made to England and her other Colonies were :

Class 6.—England—London School Board, Diploma of Honour. Victoria—Education Department, Gold Medal.

Class 8.—England—South Kensington Museum, Diploma of Honour. New Zealand—Government of New Zealand, Silver Medal.

In addition to the Awards made to Ontario, the following decorations of the Order of the Palm Leaf, were conferred :—

Honourable Adam Crooks.....	Officer of Public Instruction.
Reverend Dr. Ryerson	do
Dr. Hodgins	do
Dr. May	Officer of Academy.

Academic honours were not conferred on representatives of England or her other Colonies, and only two of these decorations were given to the United States.

Our Department may feel justly proud of these decorations, which are only given for literary, scientific, or artistic merit. In answer to a written inquiry I sent to the Baron de Waterville, Director of Science and Literature, he informed me that these decorations are conferred after a minute examination, upon those who have rendered real services to science, literature and fine arts, and are worn with a just pride by the most illustrious members of the Institute of France. In the same manner as the Emperor Napoleon I. replaced the ancient order of St. Louis, by the Cross of the Legion of Honour, he also replaced the ancient order of St. Michael, by the Palm Leaves. At its origin the recipients were compelled by statute to wear the palm leaves embroidered on the coat, but a recent decree permits them to wear the insignia attached to a purple ribbon.

The decorations were presented for actual benefit derived by the French from the excellence of our school system. M. Bouisset, reporter of class 6, informed me that the City of Paris is now founding a Museum on the same plan, and in imitation of the Museum of the Education Department of Ontario. M. Bouisset visited our Department after the Philadelphia Exhibition, and compiled an elaborate report on his return to Paris, on Educational Museums.

It is the more gratifying in referring to these awards and honours taken by the Department, for me to be able to state that only a very small sum has been expended by the Department in this great work. The Province of Quebec, at a great expense, had a special representative, and the United States had two, with extra clerks, in Paris during the whole Exhibition. In consequence of my position, as Secretary to the Commission, our Department was saved similar expenses.

The actual amount expended in Paris for installation, including Map Mounting and Frames for Photographs, was about \$450. In addition to this about \$800 was ex-

pended for Bookbinding and Printing. These expenses do not include the articles furnished from our Depository and Museum.

Full sets of bound Educational Reports, Journal of Education, and Examination Papers, were presented to Public Libraries, in different countries. There are still several sets at the disposal of the Department, left in charge at the South Kensington Museum.

The Books were considered invaluable exponents of our School System, and were much prized; but the greatest amount of good was done by the small pamphlet on the Educational Institutions of the Province of Ontario, prepared by the Minister of Education, for gratuitous distribution to visitors.

In addition to a large edition sent from Canada, a translation was made in Paris, and 4,000 copies printed. These Reports, with the explanation given of our Department and its working, gave the public a better idea of our country than even the exhibits themselves. The remarks made by the visitors were very gratifying, and gave rise to frequent inquiries respecting our commerce, immigration, and industries. The collection of Acts relating to Municipal matters, and the Revised Statutes sent for distribution by the Honourable Mr. Mowat, were of great assistance in explaining to them the general principles of the Canadian Constitutions, and local systems of self-government, and will no doubt be used as reference for years to come, by intending emigrants to this country.

His Royal Highness the Prince of Wales, and the Prince of Denmark, expressed themselves as being much pleased with our Educational exhibit.

The Duke of Manchester also called several times, and brought distinguished visitors to examine our exhibit. Sir Charles Reed, on several occasions stated that were it not for Ontario, Great Britain and her Colonies would not have been properly represented. At a lecture on the Colonies, given at the Royal Colonial Institute (London), by the Secretary, Mr. Young, he referred to the shrewd energy of our people, which he attributed to our educating system, and said, "A key to one of the principal causes of their successful progress in the development of industrial art, is probably to be found in their excellent and superior educational system. Evidences of this were shown in the remarkable exhibition of school books, maps, furniture, and accessories made by the Dominion, and most especially by the Province of Ontario."

These remarks are the more gratifying, and the awards more valuable, when we compare the size of our exhibit with those of other countries.

The educational exhibits of France occupied more space than all the combined commercial and other exhibits of England and her colonies. Belgium, too, erected an immense building, for the display of her school work in the different grades. Several other countries also had large educational exhibits, but no Educational Department that exhibited received a larger share of honours and awards than the Educational Department of Ontario.

The articles exhibited (value about \$3,000), chiefly of Canadian manufacture, were taken from the stock in the Educational Museum and Depository. With the exception of a few charts, exchanged in Paris, the Prize and Library books, and some foreign goods returned to Toronto, the collection is now at the South Kensington Museum, being left there provisionally for the contemplated Colonial Museum.

Trusting that you will be satisfied with the result of my labours, faithfully carried out from your instructions.

I have the honour to be, dear Sir,

Your obedient servant,

(Signed) S. P. MAY.

APPENDIX B.

REPORT AND SUGGESTIONS WITH RESPECT TO THE COLLEGIATE INSTITUTES AND HIGH SCHOOLS OF ONTARIO, FOR THE YEAR 1873, BY THE INSPECTORS OF HIGH SCHOOLS.

SIR,—Having from time to time submitted detailed special reports on the schools

APPENDIX No. 1.—COMPARATIVE TABLE FOR 1877 AND 1878, SHOWING THE PROGRESS OR DECLINE OF EACH HIGH SCHOOL

SCHOOL NAME	FOR THE YEAR 1877											FOR THE YEAR 1878																				
	PREVIOUS ESTABLISHMENT				APPOINTMENT OF TEACHERS				EXPENDITURE ON THE SCHOOL			PUPILS				ADVANCED EXAMINATIONS		INTERMEDIATE EXAMINATIONS			APPOINTMENTS OF TEACHERS											
	Year	No. of Pupils	Value of School	Value of Land	Year	No. of Pupils	Value of School	Value of Land	Total	No. of Scholars	Value of School	Value of Land	Total	Upper	Candidates	Advanced	Year	No. of Pupils	Value of School	Value of Land	Total	Upper	Candidates	Advanced	Year	No. of Pupils	Value of School	Value of Land	Total	Upper	Candidates	Advanced
1. Victoria High School	1877	150	15000	1000	1878	160	16000	1000	18000	150	15000	1000	18000	150	150	150	1878	160	16000	1000	18000	150	150	150	1878	160	16000	1000	18000	150	150	150

APPENDIX C.

ANNUAL REPORT OF THE HONOURABLE THE MINISTER OF EDUCATION ON COUNTY MODEL SCHOOLS, FOR THE YEAR 1878.

TORONTO, 19th February, 1879.

To the Honourable Donald Alexander Macdonald, Lieutenant-Governor of the Province of Ontario.

MAY IT PLEASE YOUR HONOUR:—

I beg herewith to submit my report on County Model Schools for the year 1878.

From the accompanying report to me of the sub-Committee of Examiners it will appear that these schools, numbering fifty, continue to show a gratifying success in the work of giving professional training to the Candidates for County or Third-Class Certificates, and that the number so trained in 1878 quite equals the ordinary annual demand for a new supply, in the different Counties of the Province, of such a class of Teachers. The number of teachers who attended in the two terms of the year was 1,391, being an increase over last year of 154, the number of males being 719, and females 672, of whom 1,339 successfully passed the examination in professional subjects.

The economy of this local system of furnishing professional training of Student Teachers is clearly apparent when it is considered that the expenditure entailed upon the Province is only \$3.81 per student, or \$7.62 in cases where County Councils give an equal amount.

I have the honour to be
Your Honour's most obedient servant,
ADAM CROOKS.

REPORT OF SUB-COMMITTEE ON MODEL SCHOOLS, 1878.

To the REV. GEORGE PAXTON YOUNG, M.A., Chairman of the Central Committee of Examiners for the Province of Ontario.

Sir,—Your Sub-Committee in charge of the County Model Schools, for training Teachers, beg leave to present herewith their annual detailed report of the attendance of teachers, accommodation provided, and such other matters as are required by regulations of the Educational Department, of which the following is a brief summary:

Number of Model Schools in operation	50
Of those in operation last year, closed*	1

ATTENDANCE.

Number of Teachers in Training, first term	1006
Increase over last year	113
Males	517
Females	489

* Owing to some misunderstanding between the County Council and Public School Board of Trustees, Peterboro' Model School was not opened for the Training of Teachers.

Number in attendance second term	385
<i>Increase</i> over last year	41
Males	202
Females	183
<hr/>	
Total attendance both terms	1391
<i>Increase</i> over last year	154
Number of Males in attendance (1877)	558
“ “ (1878)	719
<i>Increase</i>	161
Number of Females in attendance (1877)	679
“ “ (1878)	672
<i>Decrease</i>	7

LECTURE COURSE.

Number of Lectures on Education, including methods of teaching	1826
<i>Increase</i>	103
Number of Lectures on Hygiene	501
<i>Increase</i>	46
Number of Lectures on School Law	421
<i>Increase</i>	23
Number of Lessons in Mental Arithmetic	1386
<i>Increase</i>	215
Number of Lessons in Reading	1299
<i>Increase</i>	109
Total number of Lectures and Lessons	543
<i>Increase</i>	493

PRACTICAL TEACHING.

Number of Classes taught by Teachers in training, <i>1st Term</i>	1124
“ “ “ “ <i>2nd Term</i>	654
<i>Highest</i> number of Classes taught in any School	70
<i>Lowest</i> “ “ “	10
Average number of Classes taught, <i>1st Term</i>	22
“ “ “ <i>2nd Term</i>	21

STANDING OF TEACHERS IN TRAINING.

Number reported by Principal in final Report as <i>1st rate</i>	316
“ “ “ “ <i>2nd</i> “	502
“ “ “ “ <i>3rd</i> “	385
“ “ “ “ <i>4th</i> “	131
“ “ “ “ <i>5th</i> “	36
“ “ “ “ <i>6th</i> “	2
Number <i>rejected</i> by Board of Examiners	52

ACCOMMODATION AND STAFF.

Number of Model Schools that have complied fully with the regulations	27
<i>Increase</i>	8
Number with Principals holding a First-class Provincial Certificate	40
<i>Increase</i>	4
Number with duly qualified Assistants	41
<i>Increase</i>	8
Number with required <i>room accommodation</i>	35

Your Sub-Committee has to report that each Model School, with two or three exceptions, was visited twice during the last half-year. The mode of conducting the inspection was much the same as reported last year. In every instance it was our aim to give a practical direction to the instruction of the Principal, and to impress upon the Teachers in training the necessity of progress in the *art of teaching*. We are pleased to inform you that Principals, Public School Inspectors, and the students themselves appear to be in sympathy with the whole scheme for training teachers, and apparently anxious to make it successful. Trustees have in a few instances expressed their fear that the Model School would encroach too much upon the Principal's time, and interfere with the success of the Public Schools.

ADDITIONAL ROOM.

The additional room required by the Regulations is provided in only thirty-five (35) schools. The crowded state of the Public Schools in nearly all the cities and towns renders it almost impossible to place a room at the disposal of the Principal for Model School purposes without incurring considerable expense. While it is very desirable that this Regulation should be complied with, we find that, however, by the dismissal of a junior form the difficulty was at least partially overcome, and the Model School students tolerably well accommodated during the Principal's lecture hour.

MODEL SCHOOL STAFF.

There are now forty Model Schools with a Principal holding the requisite First-Class Provincial Certificate. This is an increase of four over last year. There are also forty-one with properly trained assistants, being an increase of eight over last year. It is with great pleasure we bear testimony to the ability and earnestness with which they discharge their duties, and the readiness with which they received such suggestions as we found necessary to offer in regard to their work.

SUGGESTIONS FROM PRINCIPALS.

From Reports made to your Sub-Committee the following points are elicited:—

- (1.) Universal satisfaction with the Model School scheme, and a generous appreciation of its success.
- (2.) That the great want of young teachers is *practice* in teaching, more than literary culture.
- (3.) That Principals, owing to the demands upon their time by their own regular work, are unable to give that attention to the supervision of the teachers in training which is desirable.
- (4.) That the lengthening of the term would be an advantage.
- (5.) That the appropriation from the County Councils should be a certainty.
- (6.) That Trustees are, in a few instances, still alarmed lest the Model School should damage the Public School.
- (7.) That the Lecture course should not be extended.

TEACHERS IN TRAINING.

The department of the Teachers in training, so far as known to your Sub-Committee, was highly satisfactory. With the exception of an occasional "late," there appears to be no irregularity worthy of notice. The rules imposed by the Principals have been cheerfully complied with, and no cases of suspension or expulsion have been reported to us. The anxiety of the students to profit by their attendance at the Model School has frequently been referred to by those in charge of them, in the most commendatory terms.

LECTURE WORK.

Besides the ordinary Lecture work of the Principals, much valuable assistance was rendered by Public School Inspectors, members of the medical profession and others, either in supplementing the prescribed Lecture course, or in taking up in full some special department.

Respectfully submitted,

GEORGE W. ROSS,

Chairman Sub-Committee on Model Schools.

TABLE A.—STATEMENT showing the Attendance, number of Lessons taught, number of Lectures delivered, Classes taught, and standing of Teachers-in-Training at the County Model Schools.

NAME OF SCHOOL.	Number of Teachers-in-Training.		Total.	Number of lessons delivered on Education, including methods of teaching.	Number of Lectures on Hygiene.	Number of Lectures on School Law.	Number of lessons in Mental Arithmetic.	Number of lessons in Reading.	Average number of classes taught by each Teacher-in-Training, 1st Term.	Average number of classes taught by each Teacher-in-Training, 2nd Term.	Number reported in Final Report as first rate.	Number reported in Final Report as second rate.	Number reported in Final Report as third rate.	Number reported in Final Report as fourth rate.	Number reported in Final Report as fifth rate.	Number reported in Final Report as sixth rate.	Number rejected by Board of Examiners.	REMARKS.	
	Males.	Females.																	
Brampton	6	6	12	20	5	4	14	30	20	20	8	11	9	12	12	12	12	12	
Beattie	16	16	32	36	16	12	30	30	20	20	8	11	9	12	12	12	12	12	
Beath	8	4	12	11	3	4	19	17	17	17	5	5	5	5	5	5	5	5	
Bellefleur	9	19	28	25	3	6	8	15	16	16	5	5	5	5	5	5	5	5	
Bellefleur	7	8	15	36	7	6	35	35	10	10	2	4	5	5	5	5	5	5	
Brockville	10	16	26	49	20	20	30	39	20	20	7	7	7	7	7	7	7	7	
Brantford	15	9	24	19	6	4	13	14	18	18	1	4	4	4	4	4	4	4	
Bradford	10	16	26	29	20	6	16	19	25	25	6	6	6	6	6	6	6	6	
Chatham	15	9	24	20	7	6	16	19	25	25	1	4	4	4	4	4	4	4	
Clinton	11	11	22	29	30	8	96	48	20	19	6	6	6	6	6	6	6	6	
Colborne	6	16	22	19	4	5	23	16	42	45	3	5	5	5	5	5	5	5	
Colborne	20	12	32	70	12	12	24	24	32	35	3	3	3	3	3	3	3	3	
Cornwall	5	1	6	17	5	4	20	20	20	20	12	12	12	12	12	12	12	12	
Durham	1	1	2	2	6	6	10	10	25	25	1	1	1	1	1	1	1	1	
Farmersville	6	5	11	20	6	6	10	10	25	25	1	1	1	1	1	1	1	1	
Georgetown	17	8	25	40	10	8	30	30	20	18	1	1	1	1	1	1	1	1	
Galt	8	3	11	52	12	16	61	61	25	21	19	22	22	22	22	22	22	22	
Hamilton	12	11	23	17	5	4	18	13	22	22	3	3	3	3	3	3	3	3	
Ingersoll	12	7	19	15	12	8	15	15	12	12	8	10	10	10	10	10	10	10	
Kincardine	22	6	28	30	5	4	38	40	19	26	4	4	4	4	4	4	4	4	
Kingston	14	12	26	40	13	11	38	40	26	25	3	3	3	3	3	3	3	3	
London	9	16	25	60	11	8	35	30	24	18	12	15	15	15	15	15	15	15	
Lindsay	18	9	27	5	5	4	13	13	24	24	3	3	3	3	3	3	3	3	
Mount Forest	15	10	25	16	12	16	32	32	12	12	16	18	18	18	18	18	18	18	
Madoc	7	11	18	35	14	14	48	42	26	21	10	10	10	10	10	10	10	10	
Milton	7	9	16	80	10	8	60	42	33	25	1	2	2	2	2	2	2	2	
Morrisburg	18	6	24	30	5	5	15	16	22	22	7	7	7	7	7	7	7	7	
Morrisburg	5	5	10	33	6	6	2	13	19	19	10	10	10	10	10	10	10	10	
Northampton	8	15	23	37	10	10	38	37	15	18	6	6	6	6	6	6	6	6	
Newmarket	11	6	17	20	4	5	11	15	20	20	3	3	3	3	3	3	3	3	
Napanee	7	4	11	24	7	4	14	10	20	20	4	4	4	4	4	4	4	4	

Owen Sound	11	14	1	1	27	24	5	4	1386	1299	1124	654	316	502	385	131	36	2	52
Ottawa	13	10	2	3	25	9	6	4	23	18	21	25	5	10	10	6	1	...	4
Port Perry	16	10	4	7	37	64	28	11	16	28	22	20	16	14	7	10	7	...	9
Port Hope	15	4	14	7	40	72	12	10	56	56	35	33	2	20	10	7	1
Peterborough	7	14	28	4	4	20	20	20	7
Pictou	6	11	5	3	25	90	18	20	46	39	23	31	9	9	6	1
Prescott	12	13	4	5	34	40	16	16	56	72	20	20	3	17	8	4	2
Perth	8	11	5	8	32	30	4	4	20	20	15	15	3	10	7	10	5
Renfrew	12	12	10	9	43	53	13	11	21	31	14	20	13	28	1	1	1
Sarnia	12	6	10	9	37	46	12	10	36	36	20	20	1	15	15	3	3
St. Thomas	7	13	1	...	21	16	6	4	10	10	25	15	...	5	5	8	2
Strathroy	16	15	13	9	53	65	18	8	35	14	16	16	...	10	35	7	3
Straford	14	6	6	6	32	40	28	28	40	40	18	20	17	12	3	6
Simcoe	7	15	22	35	4	5	16	16	20	...	1	8	7
St. Catharines	6	8	14	18	5	5	15	17	37	...	11	3
Vankleek Hill	8	5	13	15	5	5	18	18	28	6	7
Whitby	4	14	1	...	19	70	12	20	40	40	16	21	...	3	5	4	5	...	3
Windsor	4	5	9	20	5	5	20	20	20	...	1	1	6	1	3
Walkerton	8	3	11	20	5	4	30	30	19	...	3	4	3	1	1
Woodstock	4	8	20	34	6	4	18	16	21	...	5	8	5	2
Welland	13	16	14	14	57	44	11	8	14	14	14	24	12	26	21	2	1
Yorkville
Total	517	489	202	183	1391	1826	501	421	1386	1299	1124	654	316	502	385	131	36	2	52

8

TABLE B.—STATEMENT showing the Name and Certificate of the Principal of each Model School, the Qualifications of the Assistants, and the Room and Accommodation provided by Boards of Trustees.

NAME OF SCHOOL.	NAME OF PRINCIPAL.	STANDING OF PRINCIPAL.	QUALIFICATION OF ASSISTANTS.	ROOMS PROVIDED.	REMARKS.
Braampton	Adam Morton	1st class County Board	2 Second	One room	
Barrie	W. B. Harvey	1st B, Provincial	5 do	do	
Berlin	Jeremiah Suddaby	1st do	1 First, 2 Second	do	
Belleville	John Irwin	do	1 do 4 do	do	
Brockville	C. Clarkson, R.A.	1st A	2 do 1 do	do	
Braintree	W. Wilkinson, M.A.	do	3 do 8 do	do	
Bradford	T. Wood	do	2 Second	do	
Chatham	D. Johnson	do	5 do	None	
Clinton	D. M. Malloch	do	6 do	One room	
Caledonia	Thomas Hislop	do	2 do	do	
Cobourg	W. E. Sprague	do	2 do	do	
Cornwall	George Milten	do	do	None	
Durham	R. N. Gump	do	1 Second	One room	
Farmersville	J. S. Rowat	do	2 do	do	
Goderich	W. R. Miller	do	3 do	None	
Galt	Robert Alexander	do	3 do	One room	
Hamilton	George W. Johnson	do	2 do	do	
Ingersoll	J. S. Deacon	do	4 do	do	
Kincardine	F. C. Powell	do	4 do	do	
Kingston	W. J. Sumnerby	do	3 do	do	
London	W. J. Carson	do	1 First, 1 Second	None	
Lindsay	J. H. McFarl	do	4 Second	One room	
Monnt Forest	S. B. Westervolt	do	2 do	do	
Madoc	Stannard Curtis	do	2 do	do	
Milton	C. McLean	do	1 do	do	
Morrisburg	Wm. Alford	do	1 do	None	
Markintown	Alex. Kennedy	do	1 do	One room	
Newmarket	William Rennie	do	do	do	
Napanee	A. C. Osborne	do	1 First, 2 Second	do	
Owen Sound	John A. Greig	do	2 Firsts	do	
Ottawa	J. A. Duncan	do	5 Second	One room	
Port Perry	Alex. M. Rae	do	1 do	None	
Port Hope	D. J. Goggin	do	3 do	One room	
Pictou	Nathaniel Gordon	do	5 do	do	
Prescott	J. S. Atkinson, M.D.	do	2 do	do	
Perth	John Rennie	do	1 First, 1 Second	do	
		do	2 Second	do	

TABLE C.

STATEMENT SHEWING THE ASSISTANCE RENDERED PRINCIPALS OF MODEL SCHOOLS IN THE WAY OF LECTURES, BY COUNTY INSPECTORS AND OTHERS.

Brockville—W. R. Bigg, County Inspector, lectured on School Law.
Bradford—Dr. Morton lectured on Hygiene.
Chatham—E. B. Harrison, County Inspector, two lectures.
Clinton—G. A. Dewar, County Inspector, lectured on School Law.
Caledonia—Dr. Forbes lectured on Hygiene.
Durham—Dr. Gun do. do.
Goderich—H. J. Strange, B.A., lectured on History and Grammar.
Galt—Mr. Lenton, P. S. Teacher, one lecture on How to Teach Writing.
Hamilton—A. Macallum, M.A., LL.B., lectured on Hygiene.
Ingersoll—First Assistant, P. S. taught Reading.
Kingston—Dr. Dupin, six lectures on Hygiene.
Mount Forest—Dr. Yeomans lectured on Hygiene.
Madoc—W. Mackintosh, County Inspector, lectured on Methods of Teaching.
Milton—R. Little, County Inspector, one lecture.
Morrisburg—Mr. Green, Assistant P. S., two lectures.
Napanee—Mr. Matheson, M.A., High School, two lectures on Reading.
 Mr. Burrows, County Inspector, four lectures on School Law.
Port Perry—Mr. Clark, Teacher, P. S., lectured on Reading and Hygiene.
Picton—County Inspector, one lecture.
Perth—do. do. two lectures.
 Head Master, H. S., one lecture.
 Assistant, High School, one lecture.
St. Thomas—Mr. Miller, Principal, High School, two lectures.
Strathroy—J. S. Carson, County Inspector, several lectures on Methods of Teaching and Writing.
Simcoe—Mr. Courtlandt lectured on Hygiene.
St. Catharines—Mr. Somerset, County Inspector, lectured on School Law.
 Dr. Campbell lectured on Hygiene.
Windsor—Each of the County Inspectors gave several lectures.
Walkerton—Rev. Dr. Bell, five lectures on Hygiene.
Woodstock—Mr. Carlyle, County Inspector, gave several lectures.
Welland—Dr. Glasgow, two lectures on Hygiene.
Yorkville—County Inspector, one lecture on School Law.

TABLE D.

STATEMENT SHEWING THE MOST COMMON DEFICIENCIES OF TEACHERS IN TRAINING.

A. Morton, Brampton, says :—Power to criticize and economize time.
 J. Suddaby, Berlin, says :—Faulty pronunciation, reading bad.
 J. Irwin, Belleville, says :—Lack of self-confidence.
 Chas. Clarkson, Brockville, says :—A total want of power to think independently. Incapable of applying a principle.
 W. Wilkinson, M.A., Brantford, says :—Ability to teach. Want of energy.
 T. Wood, Bradford, says :—Lack of energy and watchfulness.
 W. B. Harvey, Barrie, says :—Want of order and method.
 D. Johnson, Chatham, says :—Progress, watchfulness, mode of receiving answers. Power of giving explanation. Thoroughness.
 D. M. Malloch, Clinton, says :—Correct pronunciation, grammar, accuracy.
 T. Hishop, Caledonia, says :—Want of energy and care in teaching.
 W. E. Sprague, Cobourg, says :—Energy, firmness.
 G. Milden, Cornwall, says :—Mental culture, non-attention and reading.
 R. N. Cump, Durham, says :—Energy, order and manner.

- J. C. Rowat, Farmersville, says :—Lack of energy and thoroughness.
 W. R. Miller, Goderich, says :—Ability to economize time and secure improvement.
 R. Alexander, Galt, says :—Want of energy.
 George W. Johnson, Hamilton, says :—Order, energy, method.
 J. S. Deacon, Ingersoll, says :—Lack of watchfulness. Lack of tact in dealing with pupils.
 F. C. Powell, Kincardine, says :—Lack of energy and explanation.
 W. J. Summerby, Kingston, says :—Awkwardness, superficial knowledge of literary course.
 W. J. Carson, London, says :—Aptitude to teach far below the standard.
 J. H. McFaul, Lindsay, says :—
 S. B. Westervelt, Mount Forest, says :—Questioning so as to interest the class and thoroughness.
 S. Curtis, Madoc, says :—Want of energy, of impressiveness, of culture.
 C. McLean, Milton, says :—Diffidence and awkwardness.
 W. Alford, Morrisburg, says :—System, method, thorough preparation of lessons.
 A. Kennedy, Martintown, says :—
 W. Rannie, Newmarket, says :—Ability to maintain discipline.
 A. C. Osborne, Napanee, says :—Poor government, bad reading and pronunciation.
 J. A. Greig, Owen Sound, says :—Want of power to sustain attention ; lack of energy and power of control.
 J. A. Duncan, Ottawa, says :—Want of originality, defective questioning.
 A. M. Ray, Port Perry, says :—Want of power to fasten the interest.
 D. J. Goggin, Port Hope, says :—Mental arithmetic and pronunciation.
 N. Gordon, Picton, says :—Spelling, arithmetic, reading.
 J. S. Atkinson, M.D., Prescott, says :—Want of home preparation of lesson ; want of energy.
 J. Raine, Perth, says :—Want of energy.
 A. Wark, Sarnia, says :—Inaccuracy, I believe (in many cases) the result of careless preparation of lesson.
 N. M. Campbell, St. Thomas, says :—Lack of energy.
 R. Shepherd, Strathroy, says :—Energy, theory and thoroughness.
 H. Dickenson, Stratford, says :—Bad pronunciation and inability to sustain attention.
 G. Grant, B.A., Simcoe, says :—Energy, order, and push.
 J. B. Grey, St. Catharines, says :—Keeping order.
 H. Gray, Vankleek Hill, says :—Lack of method, and tardiness.
 J. Brown, Whitby, says :—Diffidence and want of simplicity.
 J. Duncan, Windsor, says :—Energy and tact.
 J. Boag, Walkerton, says :—Want of confidence in themselves.
 J. E. Dennis, Woodstock, says :—Lack of preparation, and hesitancy.
 R. Grant, Welland, says :—Inability to secure attention.
 W. J. Hendry, Yorkville, says :—Lack of interest in pupils' welfare.

 TABLE E.

Have you any suggestions to offer with the view of securing greater efficiency in the future management of County Model Schools generally ?

- A. Morton, Brampton, says :—To place them under the Inspector's management.
 J. Suddaby, Berlin, says :—It is extremely necessary that the Principal be relieved from charge of classes of children.
 John Irwin, Belleville, says :—Candidates should have more practice in teaching, and Head Masters should be able to devote all their time to observing and criticising same.
 Wm. Wilkinson, M.A., Brantford, says :—A longer term, lectures on science of teaching, drill and calisthenics, and larger remuneration.
 F. Wood, Bradford, says :—Increased grant from Government or County Council.
 D. M. Malloch, Clinton, says :—Works of reference, and Professional Library to be supplied by the Education Department.

- W. E. Sprague, Cobourg, says:—The sessions are too short to do efficiently the work prescribed.
- George Milden, Cornwall, says:—Accommodation, assistance, qualified Head Masters, and term lengthened.
- R. N. Cump, Durham, says:—(1) The Model School sessions are too short; (2) No more than 15 Teachers in training should be admitted to any school in one session; (3) Every Principal should hold a first-class certificate.
- J. S. Rowat, Farmersville, says:—That the Government, assisted by the Counties, increase the bonus to Model Schools to at least \$400.00, so that an extra teacher could be engaged during the Model School term, the Principal devoting the whole of his time to the Teachers in training.
- W. R. Miller, Goderich, says:—The Principal should devote his whole time to the training and supervision of Model students. This will necessitate increased grants.
- G. W. Johnston, Hamilton, says:—A longer term—say three months. Certificate to show standing of teacher at County Model Schools.
- J. S. Deacon, Ingersoll, says:—I am not in favour of much change at present.
- F. C. Powell, Kincardine, says:—Longer session and better assistants.
- W. J. Summerby, Kingston, says:—The Principal should not have charge of a class of children.
- W. J. Carson, London, says:—Good Principals and assistants of standing and experience. A longer session—say 12 weeks. Examination papers to be prepared by Central Committee. County grant compulsory.
- G. B. Westervelt, Mount Forest, says:—Principal should be relieved of more of his Public School during Model School term. Reading and mental arithmetic should be placed on non-professional course.
- P. McLean, Milton, says:—(1) That County Councils and Government should bear *all* the extra expenses incurred on account of Model School. (2) The Government grant should be the same for one session as for two, as the expenses are just the same.
- S. W. Alford, Morrisburg, says:—Too much work for allotted time. Public School Law and Mental Arithmetic in non-professional course.
- Wm. Rennie, Newmarket, says:—Don't add any more subjects.
- A. C. Osborne, Napanee, says:—Place Hygiene and School Law among literary acquirements. Lengthen term to three months, and practice drill together.
- John A. Greig, Owen Sound, says:—If the term would be lengthened Music and Drill could be taught.
- J. A. Duncan, Ottawa, says:—Professional examinations mostly written; papers to be prepared by Central Committee.
- Alex. M. Ray, Port Perry, says:—Uniform written examinations in addition to oral.
- D. J. Goggin, Port Hope, says:—Longer sessions, professional training alone, and uniform examinations as for literary certificates.
- N. Gordon, Picton, says:—Think there should be a session immediately after New Year's, to accommodate Intermediate Candidates who passed at December Examination.
- J. S. Atkinson, M.D., Prescott, says:—Increase grants so that an assistant could be employed to relieve Principal during Model School Term.
- A. Wark, Sarnia, says:—Students have not sufficient practice in teaching. Either make the term longer or the classes smaller, so that each teacher may teach at least twenty times. This cannot be done with a class of twenty-five without injury to the school.
- N. M. Campbell, St. Thomas, says:—That the Model School be entirely separated from the High School.
- R. Shepherd, Strathroy, says:—(1) That length of term be increased. (2) That furnishing the additional room become obligatory. (3) That the Head Master have more time personally to see the students teaching.
- H. Dickenson, Stratford, says:—(1) Panctuality column on report. (2) Government aid for libraries. (3) Curtail numbers. (4) Adherence to standard for Principals. (5) Supply of fresh marking sheets. (6) Head Master should be *ex officio* member of County Board of Examiners. (7) Professional examination papers set by Central

Committee. (8) Compulsory grants from County Council, the grants to form part of Head Master's salary, to be supplemented by School Board. (9) Grouping of counties would be an improvement, as in time it will be said that schools are sadly interfered with.

R. Shepherd, Strathroy, says:—Relieve Principal of a portion of Public School work during Model School term. Lengthen the session.

James B. Grey, St. Catharines, says:—The County Inspector's duties should be more clearly defined in the regulations.

Henry Gray, Vankleek Hill, says:—The amount appropriated by Government to aid Model Schools should be increased.

James Brown, Whitby, says:—Less lecturing and more critical work.

James Duncan, Windsor, says:—The term should be lengthened. The books (all of them) should be changed. There should be less of the "literary" and more of the "professional" in the Model School work and examination.

Joseph Boag, Walkerton, says:—The session is not long enough. Twenty-five students should not attend at the same time: the number should not exceed sixteen.

James E. Dennis, Woodstock, says:—Lengthening of term for giving greater number of lectures.

Robert Grant, Welland, says:—I would suggest that Government grant be increased, that County grant be made compulsory, and that the term be made three months.

Wm. J. Hendry, Yorkville, says:—(1) It would be better were the Principals of Model Schools not tied to a single division, but free to teach in any and every division.

(2) The maximum number attending is too high, sixteen would be better.

STATEMENT showing the Model Schools that have been granted or refused aid by the County Council at the date of our Report.

Brampton	No report	Martintown	\$100
Barrie	\$100	Newmarket	\$200
Berlin	No report	Napanee	\$100
Belleville	\$100	Owen Sound.....	\$100
Brockville	Refused	Ottawa	No report
Brantford.....	No report	Port Perry	No report
Bradford.....	\$100	Port Hope.....	\$100
Chatham	\$50	Peterborough	No Model School
Clinton	\$100	Pictou	Refused
Caledonia	No report	Prescott	No report
Cobourg	\$100	Perth.....	\$100
Cornwall	Refused	Renfrew.....	No report
Durham	\$100 expected	Sarnia	\$100
Farmersville	\$100	St. Thomas	\$100
Goderich	\$100	Strathroy.....	\$100
Galt	\$50	Stratford	\$100
Hamilton.....	No report	Simcoe.....	\$100
Ingersoll	\$100	St. Catharines.....	\$100
Kincardine	\$100	Vankleek Hill	\$100
Kingston	No report	Whitby	Refused
London	\$100	Windsor	\$100
Lindsay.....	\$500	Walkerton	\$100
Mount Forest.....	\$100	Woodstock	\$100
Madoc	\$150	Welland.....	\$100
Milton	\$200	Yorkville	\$100
Morrisburg.....	\$100		

No reports from 10. Refused, 4. Granted \$100 and over, 36.

Several County Councils had not met at the time of making report by Principal to Sub-Committee.

G. W. ROSS.

APPENDIX D.

EXTRACTS FROM THE REPORTS OF PUBLIC SCHOOL INSPECTORS.

COUNTY OF GLENGARRY.

Extract from Report of Donald McDiarmid, Esq., M.D., Inspector.

Teachers' Association.—Two meetings, each continuing two days, were held during the year, and, as far as practicable, the spirit of the Regulations was carried out. The attendance of the Teachers at both meetings was good, and much interest taken in the proceedings. The only pecuniary assistance received was the Government allowance.

Township Boards.—Shortly before the day appointed for the Annual School Meetings, at the request of several ratepayers, residents of different parts of the County, who were favourable towards the establishment of Township Boards of School Trustees, I sent circulars to all the Public School authorities in the County, requesting them, if they thought it advisable, to bring the subject of Township Boards before the ratepayers present at the Annual School Meetings. An expression of the feelings of the ratepayers of the majority of the schools showed that they are averse to any change which will disturb the existing order of Section Trustees. The difficulties which small, weak and struggling sections have, of keeping their schools open during the whole year, would be removed were all the schools in the township in charge of one Board of Trustees. A serious hindrance to the progress of Education lies in the number of small school sections. When the townships were first divided into school sections, the school-houses were built in the settled portions, but when the whole township was occupied, attempts made to change the site to a central locality led to disputes and the formation of new, small and irregularly bounded sections.

COUNTY OF STORMONT.

Extract from Report of A. McNaughton, Esq., Inspector.

The progress of the Public Schools in this County during the last few years has been satisfactory, considering the unfavourable circumstances caused by the general depression pervading all the material interests of the country and all classes of the community.

Almost the last relics of the old *régime*, in the shape of dilapidated school-houses, have now disappeared and ceased to disfigure the landscape in our rural sections. The sites formerly occupied by those neglected and time-worn structures are now agreeably taken up by comparatively neat and comfortable buildings, fitted with conveniences for training the youth of our land in the practical studies requisite to qualify them for the discharge of their daily avocations when they arrive at years of maturity.

The progress made in improving the internal management and discipline of the schools is equally satisfactory. The theory and practice of teaching are more systematically studied and more successfully carried out in practice by the teachers, both in the government of the schools and in imparting a knowledge of the several branches of Public School instruction.

One of the greatest hindrances to the permanent improvement of the schools is the frequent change of teachers. This is an evil which will always impede the progress of our rural schools as long as the school section method of management continues. Under the Township Board system the evil complained of would be rendered less injurious and reduced to comparatively small proportions.

The present method of apportioning the Public School Grants to the several sections of a township by the County Inspector I consider to be unfair to the weaker sections. The schools which are situated in poor and thinly settled localities receive the smallest sums in aid of local effort, while the large and wealthy sections which are comparatively independent of external aid, receive by far the largest share. The trustees of those poor

sections are compelled to employ legally qualified teachers as well as those more favourably situated, and in order to do so they must tax their constituents at a rate double and in some instances treble, that imposed upon those residing in more wealthy sections, and yet they can only secure the services of the cheapest class of teachers. The Township Board system would provide a remedy for this evil, but as the introduction of that system seems to be indefinitely postponed I think in the meantime some other remedy should be sought for, and I am persuaded that the desired remedy can be found in a partial change in the method of apportioning the school funds. If a minimum sum of say twenty dollars would be apportioned out of each school grant to every school employing a qualified teacher, and the balance of the grant apportioned to all the schools as at present in proportion to their attendance, a step would be taken towards putting the weaker sections upon a more equal footing compared with the populous and wealthy sections of the township. This is a modification of the method at present employed in apportioning the Government Grant to the several High Schools of the Province. If the principle is beneficial in its application to the High Schools I see no reason why its operation should not be equally so in its application to the rural Public Schools of a township. The reasons which recommend the system as applicable to the High Schools, appear to be equally forcible in favour of its adoption in the distribution of the funds to the Public Schools.

The supply of qualified teachers has hitherto been inadequate, but the large number of candidates who have recently succeeded in passing the Third-Class Examination has relieved the previous scarcity. The great majority of our teachers, however, belong to the third-class, very few of them holding Provincial Certificates.

Notwithstanding the depression universally prevailing throughout the land, I have much pleasure in stating that the salaries of teachers are almost the only kind of wages in this part of the country which have not suffered diminution.

The introduction of County Model Schools is a step in the right direction, and supplies a want hitherto strongly felt, especially in the rural schools. My experience in connection with these institutions is that no other means can, at so little cost to the rate-payers, furnish machinery productive of so much benefit. The school in this County has been eminently successful in preparing young teachers for the arduous duties which they have in prospect, and many of them have already proved, by their worth in the school-room, how well they had profited by the training received in the Model School.

The meetings of the Teachers' Association have been well attended by the teachers of the County.

COUNTY OF DUNDAS.

Extract from Report of Arthur Brown, Esq., Inspector.

The instruction given in the County Model School to teachers-in-training is already showing gratifying results in better classification, and distribution of time, in the schools, as well as in better modes of teaching, and much more marked results may be looked for as time passes and as Model Schools get settled into good working order and on established bases. I look on the introduction of these schools as one of the most important steps taken for years towards rendering the Public Schools really efficient.

A goodly number of teachers are now in attendance at the High Schools of the County, prosecuting their studies with a view to passing, in July, the non-professional Second-class Examination. Several of those who passed that examination last summer are in attendance at the Normal Schools, while others are only waiting their turn to be admitted, so that there is a good prospect of being able to report, next year, a respectable number of Second-class teachers engaged in the County. The change by which the training of Second-class teachers at the Normal Schools has been confined to *professional* subjects, and the Intermediate and Non-professional Examinations made uniform, has given an impetus to the High Schools and a needed encouragement to teachers to strive for a higher grade of certificate.

I have to report a pretty full attendance at the meetings of the Teachers' Association of the County. It has come to be looked on by all parties as wanting in *esprit de*

corps for teachers to fail in their attendance. According to resolution, after each meeting the Secretary notifies each Trustee corporation that their teacher has, or has not, been present at the session of the Association. This practice has had a most beneficial effect in the way of securing the presence and co-operation of the teachers.

COUNTY OF RUSSELL.

Extract from Report of the Rev. Thomas Garrett, B.A., Inspector.

I am happy to be able to state that, notwithstanding the severe trials endured by the ratepayers during the past year, the cause of Education has not languished.

Teachers.—The most important feature of progress of the last year is the improvement in the quality of teachers employed. Sixty-six teachers have been employed during the whole year, excepting two schools vacant for six months. Five of these were of the second-class, thirty-five of the third, and twenty-six special. The specials are chiefly confined to schools in which the French language is taught. Ten of the third-class have been trained at Model Schools, and evince an intelligent comprehension of their position. Many of the specials are teachers of experience, and continue to improve in the art of teaching owing to their appreciation of the advantages to be derived from visiting other schools and attendance at the Teachers' Association Meetings.

I repeat my assertion of last year, that the sooner our schools are governed by TOWNSHIP SCHOOL BOARDS, the quicker will the rising generation reap the benefits of that sound and liberal education otherwise provided for.

The Teachers' Association.—The genuine source of the teacher's genuine success is in proportion as the teacher patronizes the meetings, lectures, and discussions. Our Association has been in existence about four years, but prior to 1878 our funds would not afford the luxury of such aid as we have had at three meetings of last year.

Every session might be truly characterized as a most exhaustive treatise on the most difficult work of every-day school life; and I am happy to be able to testify from experience that the good fruits are quite apparent in the schools taught by those of our teachers, who studiously availed themselves of these meetings. Personally I have become so favourably impressed with the practical utility of our Association, that I hesitate not to express my opinion, that if Teachers' Associations were supported with that intelligence and liberal aid which they merit from all lovers of education, they would soon be regarded as indispensable institutions.

COUNTY OF LEEDS, DISTRICT No. 1.

Extract from Report of W. R. Bigg, Esq., Inspector.

I notice with pleasure that the Annual Reports received from the trustees are on the whole much more trustworthy than formerly, nevertheless too much dependence need not be placed on individual items.

The semi-annual meetings of our Teachers' Institute were well attended, and I trust much benefit has been derived therefrom, as an excellent staff of lecturers was engaged on each occasion.

COUNTY OF LANARK.

Extract from Report of H. L. Slack, Esq., M.A., Inspector.

In some of our municipalities we have too many sections, in some the division lines are not so equitably arranged as they should be, while in others, owing chiefly to the broken condition of the country by lakes and streams, the school-house either is not or cannot be located at a point accessible to all. In no case have the people availed themselves of the privilege of "Township Boards," and the abolition of "sectional boundaries." To remove the common complaint above alluded to, and numerous other irregularities and incongruities, I would welcome the trial, in at least one of our Townships, of the Town-

ship Board system, feeling satisfied that the reform would soon become general. If we would establish a uniform rate of taxation; if we would furnish equal advantages and privileges to all; if we would put an end to all difficulties and quarrels respecting section lines; if we would diminish the aggregate expenditure for schools, and secure better schools, better teachers, more permanent teachers, more uniform work, and I may add more reliable school returns, then let us adopt the "Township Board System."

Teachers.—One hundred and fifty teachers were engaged in the various schools and departments during the year. The following table exhibits their qualifications:

First-class, Provincial	1
Second " "	7
First " Old County Board.....	12
Third " New "	123
Interim	7
Total.....	150

Though seven only are classed as second-class teachers, it is but fair to state that several others, ranked among the third-class, have already passed the non-professional examination of the second-class and attended the Model School, and will complete their certificates at the Normal School at either Ottawa or Toronto, as soon as they can obtain admission. Our High Schools are doing good in this respect, and at each second-class and intermediate examination are turning out a number of successful candidates, who will eventually swell the ranks of our second-class teachers. During the year one only of our teachers completed her certificate at a Normal School, but as a number are now waiting admission to that institution, I hope to be able to report more in a year to come. Professionally trained teachers are what we want, and it is therefore gratifying to observe that a prominent feature in the educational changes of the day is in the direction of furnishing the country with such. Our County Model School, for the training of third-class teachers, was opened at Perth in September, 1877, and at the first session no less than fifty candidates for teachers' certificates were admitted. This number was considerably in excess of what the regulations prescribed, but as it was the first session, and no particular limit had been fixed by the County Board of Examiners, they were allowed to attend. Such a departure from the regulations will not be permitted in the future. At the second session of the same year there were only ten in attendance. Six of the candidates of that year had previously passed the second-class non-professional examination. At the first session in 1878, twenty-four attended; and at the second, nine; of these, ten were second-class non-professional—making in all sixteen of that class, who are so far on their road to the Provincial certificates.

The course of training pursued, and the experience in the "art of teaching" acquired in the Model School attendance, is already making itself felt in the several schools in which these teachers are engaged, and as the system is yet in its infancy, it may be confidently expected that it will improve. The public have at least some guarantee that the new teacher does not enter upon his profession an entire novice in that art, but that he has been introduced to his work armed with the opinions and methods of those whose experience enables them to speak with authority in matters pertaining to the science of teaching. And here let me remark that I cannot conceive of a more secure protection than exists for the trustees in the engagement of a new teacher, who has not acquired for himself a recognized reputation, than the certificate which is now issued. Setting forth, as it does, both the literary and the professional standing of its holder, with special prominence being given to that all-important qualification embraced under the item "Aptitude to teach," it introduces the teacher to the public in no disguised garb of scholarship, but in his two-fold capacity of scholar and teacher. Trustees have still further access to the professional qualification of the teacher in applying, through the Inspector, for the candidate's record at the Model School as set forth in the "Final Report" of the Head Master. It cannot be admitted, nor could it be reasonably expected, that all who are sent out by this *fiat* of the Board of Examiners are equally

qualified for the work in which they are to engage, but their characters are written. Let the certificates be examined carefully before engagement, and subsequent disappointment may be avoided.

Of the seven teachers who held "interim" certificates, it is only just to say that nearly all of them were employed in the capacity of assistants, and had previously held third-class certificates. Two only were licensed to teach who had never held regular certificates, and they were so qualified, after having failed slightly at the third-class examination, in order to fill schools in remote sections, where teachers could not be obtained even after advertising for them.

Teachers' Association.—Our Association had two very successful meetings during the year: the first at Perth, in the month of May, when we re-modelled our constitution so as to conform with the regulations of the Department; the second, in Almonte, in the month of December. There was an unusually large attendance of teachers at both of these meetings; several valuable papers were read and discussed, and the utmost enthusiasm prevailed.

I am happy to be able to report our Association to be in thorough working order.

All that we are lacking in is funds, and we have not yet been able to obtain the Government allowance on account of not having secured a grant from the County. This we hope to succeed in yet.

COUNTY OF RENFREW.

Extract from Report of R. J. Scott, Esq., B.A., Inspector.

New and Remote Townships.—An extensive circuit in this County borders on the District of Nipissing and the back parts of Hastings and Addington. The land throughout this portion of the County is very poor, in some cases absolutely barren. As a consequence, the settlers are generally poor, and have to depend on the opportunities offered by the lumber trade to obtain a livelihood. This industry has been so greatly depressed during the last few years, and is being so rapidly removed far back by the lumberman's axe and the still more extensive agency of devastating fires, that the settlers in many of these townships are in a worse condition than when they first settled on the land. They are therefore quite unable to support efficient schools even of the lowest grade.

The poor and broken land affects schools injuriously in another way. By causing many lots to be unoccupied it produces a scattered population. In the formation of sections, therefore, if a sufficient area is included in the limits to afford a valuation capable of supporting a school, many of the children are precluded, by distance, from attending.

If, on the other hand, the section be so formed as to allow all the children included to attend, the total valuation is so low as to render the levy for school purposes an intolerable burden.

In some instances, indeed, though the school section is so large as to preclude the possibility of many of the children attending, the valuation is far too small to support a school at a reasonable rate.

The only remedy for this state of things is in obtaining aid from the Poor School Fund, and as nearly all the sections in these townships are equally poor, it would be plainly absurd to look for special municipal aid.

The necessity therefore for relaxing the condition requiring previous special municipal aid in such cases is very evident, and I am confident the wisdom of the Department in so doing will be proved by the results.

School-houses.—These are, with a few exceptions, fairly situated to the sections in which they are located. In a few instances I have been successful in inducing the trustees to provide better ones; but owing to the great depression of the times I have not felt justified in attempting any stringent measures in this respect.

Model School.—As the result of unprejudiced and careful observation in this respect, I am pleased to be able to report that the schools in charge of Model School teachers are better organized and managed than those in charge of teachers who have had no such training, excepting some few cases where lengthened experience has to some extent made up for the want of professional training in the first place.

Teachers' Association.—This institution was inaugurated and two regular meetings were held during the past year. The attendance of teachers was good, and the hearty interest manifested by all in the work of the Association gives promise of beneficial results.

COUNTY OF PRINCE EDWARD.

Extract from Report of J. D. Platt, Esq., B.A. Inspector.

At no former period during my connection with the schools of Prince Edward, have I found them so generally prosperous as during the former part of last year.

The average attendance of pupils for the year, in the whole county was 47 per cent. of the names on the register—an improvement of 2 per cent. over the previous year.

The increased activity in educational affairs, as evinced by the frequent examinations of various kinds now held at regular intervals, has exerted a very beneficial influence upon the public mind. Two of these examinations—those for entrance to the High Schools, and for third-class certificate—appeal directly to the teachers and pupils of the Public Schools, and a spirit of progress and emulation being excited in these parties, is very naturally extended to the parents and employers generally. There is doubtless room for the objection that, in some instances, too great pressure and excitement result from these severe mental tests, but it is equally undeniable, that never before in the history of our country have its youth been led to cherish such ardent desires for a thorough education.

Great improvement is observable in the methods of instruction now generally adopted by teachers. The increased public notice taken of the results of examinations, thus thoroughly testing a teacher's work, has had much to do with prompting him to seek the most approved methods. This has also been greatly aided by the character of the examination questions which, as a rule, have been framed so as to test mental training, instead of mere acquisitions of the memory.

The system of County Model Schools, though excellent in theory, has not proved as successful in practice as the friends of education could desire.

The first difficulty is experienced in finding the right men for the head of these institutions,—men who, besides holding the requisite First-class Certificates, are thoroughly acquainted with the most approved methods of teaching. The Principal of a Model School should, of all others, be a *model teacher*; and unless this be the case, the name is misleading. Many hold First-class Certificates without either the training or experience of successful teachers. This state of things must be remedied before the system will prove worthy of the high place assigned it in our educational economy.

Another practical difficulty of considerable importance arises from the fact that our County Model Schools, consisting as they do of large graded schools, are for that very reason most unlike those over which the young teacher will be appointed to preside at the completion of his course. Many erroneous ideas in classification and general management are thereby inculcated, which must be unlearned at the commencement of practical work in a small rural school. The formation of a mixed division in the Model School is seldom attempted and, I believe, never thoroughly carried out. There might be, supplementary to the present Model Course, a visit of observation, of a week or more, at some of the most efficient Public Schools of the County, to be selected by the Inspector. This would prove a partial remedy of the difficulty.

The system of Township Boards of Trustees, to which some of the changes point, will not, for a long time, be popular here, and if ever adopted will, in my opinion, give rise to evils hardly less serious than those which it is expected to remedy.

COUNTY OF HASTINGS—NORTHERN DISTRICT.

Extract from Report of W. Mackintosh, Esq., Inspector.

The handsome and commodious building erected in Madoc Village, for the accommodation of the Model School, deserves special mention. It is a two-story brick structure, with a mansard roof and cupola. The interior contains, on the ground floor, a large

assembly room, furnished with folding seats and desks, a gallery room and three lobbies. The second story has two class-rooms (furnished like the assembly room), a gallery room, a library and apparatus room, and two lobbies.

There are three entrances—a front entrance, for visitors and teachers, and two side entrances for boys and girls respectively.

The whole is heated with hot air. It is an honour not only to Madoc but also to the County.

In S. S. 10, Huntingdon, a very tasteful and well-furnished brick school-house has been completed. In appearance and convenience it has no superior among the rural school-houses of the district, while the furniture (of the same pattern as that in the Model School) with which it is supplied, leaves it without a rival.

There are now in North Hastings but two or three really bad school-houses. The worst of these the Trustees have formally promised to replace in 1880, by a building suitable to the requirements of the locality. With it the last of the old-time huts will have disappeared.

Model School.—This institution commenced its operations at the beginning of 1878. Two sessions were held during the year—the first in January and February, and the second in November and December. In the former there were eight teachers in training in attendance, all of whom received third-class certificates at the end of the session, and in the latter fourteen teachers were trained, ten of whom obtained certificates. For the greater part of the first session I gave daily instructions to the students on school law, school organization, discipline, and methods of teaching. Lack of leisure prevented me from giving so much assistance in November and December. I, however, was able to explain to the students the method of teaching one or two subjects, and to aid the Principal in other ways.

Since its establishment the Model School has steadily advanced in management, discipline and general efficiency. It has now a staff of four efficient teachers. The Principal holds a First-class, Grade A, Provincial Certificate. The second and third assistants have Second-class Provincial Certificates, and the fourth assistant has successfully passed the non-professional second class examinations. Being thoroughly impressed with the opinion that the Model School will have, for good or evil, a very important influence on the schools of the riding, I have striven, by frequent visits and examinations, and by consultations, with teachers and trustees, to enhance its usefulness. In my efforts to obtain this end I have been heartily seconded by the Board of Trustees and by the teachers.

Teachers' Association.—This organization, which has been the means of accomplishing much good during the past five years, still meets regularly. During the year the bi-monthly meetings were, on the whole, well attended.

At the semi-annual conventions, held in January and October, the attendance was very large. At the latter the Association was honoured by the presence of the Minister of Education; at both we had the valuable assistance of Dr. McLellan, Senior High School Inspector, for whose advice and instruction the teachers are much indebted.

The great majority of our teachers are fully alive to the benefits to be derived from attendance at these gatherings. A few, who are by no means remarkable for efficiency, are present as seldom as possible. Those teachers who least require the instruction given at the Convention, are always present; those who need it most are frequently late, inattentive or absent. Every trustee and ratepayer is directly interested in the prosperity of the Association. The sole object of its existence is to benefit schools. For this reason parents and trustees should foster and encourage regular attendance of teachers.

COUNTY OF HASTINGS,—SOUTHERN DISTRICT.

Extract from Report of John Johnston, Esq., Inspector.

Irregular attendance is a serious hindrance to the progress of many schools, and calls forth the earnest attention of every rate-payer in the county.

It is encouraging to know that the percentage of average attendance is gradually

increasing. Last year it was 51 per cent. and that was greater than for any previous year.

The average attendance for the year 1878 in the portion of the county under my jurisdiction is 53, an increase of two per cent. over the previous year.

It may not be out of place to show you how we compare with some of the counties near us.

It is pleasing to note that 53 per cent. is much greater than in many of them, as shown by reports. In Prince Edward the percentage of average attendance is 47; Lennox and Addington 39; Durham and Northumberland each 42; Frontenac 36; Leeds 44; Peterborough and Victoria each 40; Middlesex 44; Oxford 47; Waterloo 52 per cent.

It is sometimes stated that our school system is expensive, but I think the reverse is true, as the following will show :

The whole amount of money expended for school purposes in 1878 amounted, as previously stated, to \$31,285.25 and this includes \$2,079.19 paid for the purchase of sites and building. This amount has been gradually becoming less every year, for nearly every section has now a good school-house with grounds well fenced.

This being the amount expended, and taking all the children enrolled on the registers, the cost per head of the whole division is \$5.12½ being 7½ cents per pupil less than the previous year.

If the amount paid for sites and building be not included, the cost of teaching and maintaining the schools for each registered pupil would be \$4.80.

I was able in my last report to speak very encouragingly in reference to the thoroughness and efficiency of the public schools. I am still able to say that there has been perceptible improvement during the past year. The greatest care has been taken to see that the scholars are taught efficiently in, at least, the important subjects of reading, spelling, arithmetic, writing, grammar, composition and geography. These are subjects that should be taught thoroughly and well to all boys and girls. A number of schools teach Algebra, Euclid, and the higher subjects.

To have good schools, we must have good teachers; for without these the youth of the country will not receive that thorough training necessary to fit them for the important duties of after life.

Everything that can be done to raise the standard of teaching and improve the young and inexperienced teacher, should have from the intelligent people of the country that encouragement it deserves. As the meetings of the South Hastings Teachers' Institute have done much to improve the teachers, they are still continued.

Twenty-seven candidates were trained in the Model School last September and October, and many of them are doing their work to the satisfaction of all concerned.

COUNTY OF HALIBURTON.

Extract from Report of C. D. Curry, Esq., B.A., Inspector.

Having been appointed to this inspectorate during the latter half of the year, I shall reserve any remarks as to the quality of the work done until my next report. I will only say that I find many of the schools much in advance of my expectations, both in point of attainments and efficiency.

The general depression, and more especially that of the lumber trade, has affected the schools very much. Taking this into consideration, there has been progress of a most gratifying nature.

In my intercourse with trustees, teachers and parents, I have, as a general rule, found all willing to make an honest endeavour to comply with the requirements of the Education Act and Regulations of the Department.

The excellent compendium of School Law, issued by the Department and supplied to the school corporations, fills what was felt to be a great need.

I have to thank the Department for the aid from the Poor School Fund, granted to the different sections in this inspectorate, as well as for the kindly interest taken in the Educational progress of this remote region.

COUNTY OF ONTARIO.

Extract from Report of James McBrien, Esq., Inspector.

There are many considerations, which enable me to state to you that the wave of progress flows onward to the maturity of perfection, gradually deepening and widening. I regret to have to state that the strength of this wave is greatly diminished, and its velocity retarded, as it strikes against the rocks of frequent change of teachers, irregularity of attendance of pupils, and erroneous conceptions of the nature of Education.

In the whole course of School Legislation, there has been nothing calculated so well to augment, clarify, and beautify this wave as the Regulation requiring all teachers to be professionally trained, before they assume the momentous responsibility of educating youth.

The Intermediate Examination is a grand tributary to the great Educational wave.

Looking at this Examination, with reference to Public School Education, I am of opinion that the standard in the subjects of Arithmetic and Grammar has been lowered too much.

Entrance Examinations.—These are the best competitive Examinations for a County. In the year 1878, about 200 passed into our High Schools in this County, and therefore, the fifth class has decreased in numbers. If these Examinations cost a little more than formerly, most assuredly the people are reaping a golden harvest in return for their money.

County Model Schools.—The establishment of these was a stride in the right direction. They are doing a good work, but they can be made do a better.

COUNTY OF YORK,—NORTHERN DISTRICT.

Extract from Report of David Fotheringham, Esq., Inspector.

Without any circumstances of special importance to note, it is still gratifying to be able to state that fair progress has been made in nearly all departments of Public School work during the year.

The Teachers' Association has held its regular meetings with encouraging results, although nearly half of the teachers, including a large proportion of the younger members of the profession, seldom or never attend. Of course some are unable, owing to distance, to reach the conventions except at much cost and inconvenience. Still the fact remains that many can, but do not, give attendance on these half-yearly meetings, where the most competent find great help in their work.

Through the grant from the Department we have been able to add during the year some sixty valuable works to our professional library, and at the same time have secured the services of able educationists from a distance.

In regard to the Model School, it is necessary to state that the accommodation required and promised, has been provided, and that the work done there, is of a highly practical character.

The compendium of School Law and Regulations was distributed round during the fall, and is universally hailed as meeting a long felt and perplexing want.

COUNTY OF YORK,—SOUTHERN DISTRICT.

Extract from Report of James Hodyson, Esq., Inspector.

Great satisfaction has been experienced by me, in having witnessed from year to year, the gradual removal of some of the obstacles, which greatly obstructed the efficient administration of our School system, in the earlier years of its development. Formerly, the educational standing of many teachers was comparatively low, and the means for professional training quite limited, on account of the small number of teachers, who had had the advantage of attending a Normal School. At the present time our High Schools and Collegiate Institutes more than supply the teaching formerly given in the Normal School, and the County Model Schools furnish in every County the professional training so necessary in many cases to qualify young teachers for efficiently discharging the duties of their profession. Besides, the equipment of our Public Schools is, upon the whole, very much improved, and the apparatus, requisite for illustrating and explaining school work, is much more generally provided. Such being the case, we may reasonably expect better progress and greater proficiency, and I am happy to be able to state that this has been realized in some schools, since the date of my last report. Undoubtedly, much improvement is being made also in the methods of instruction, especially so in reading, arithmetic, English grammar and geography, and I am looking forward to greater progress in the future, on account of the increased facilities for the training of teachers in our High Schools, Collegiate Institutes, County Model Schools, and Normal Schools, making them more conversant with better methods of imparting instruction, and more ambitious to excel in the profession of teaching.

It is most gratifying to know that at the commencement of the current year, the number of changes of teachers was much less than in some previous years, and it is to be hoped that this very great drawback to the efficiency of our schools will soon be reduced to a minimum.

The High School Entrance Examinations are now quite influential for good to many of our Public Schools, a great deal of healthy emulation being produced thereby in many school sections. Both teachers and pupils are quite in earnest about their success in passing these examinations, and I find invariably, that, when earnestness and diligence are combined in school work, the result is quite satisfactory. I make it a rule in the inspection of schools, to encourage the more advanced pupils to try to pass the Entrance Examination, even though they have no intention of leaving their own Public School, as it serves the purpose of forming what may be very justly called a Competitive Examination, and brings into active play the combined efforts of both teachers and pupils, the surest means and the only "royal road to learning."

There were two sessions of the Model School in 1878. At the first session, 29 students were in attendance, 16 females, and 13 males; of these 7 passed first-rate, 14 second-rate and 2 third-rate. In the second session, 28 students were enrolled, 14 males and 14 females. Of these 4 passed in the first class; 8 in the second; 13 in the third; and 2 in the fourth, and one left, on account of sickness, before the close of the session, as shown by the final report of the Head Master to the County Board of Examiners.

In my last report to the Education Department, I ventured to say "that County Model Schools will supply the training to many candidates for Third-class Certificates, so highly necessary before entering upon the teaching profession, and will ensure such a knowledge of school organization, classification, practical teaching, school law and regulations, as will be of essential service to such candidates, upon entering upon the important duties of Public School teachers." At the close of another year, I am now thoroughly confirmed in the correctness of that opinion, and particularly so on account of the decision of the Trustees of the Yorkville Model School not to engage any but teachers with Provincial Certificates, and its now having on its staff seven teachers, all of whom have Provincial Certificates, and thus fully answer the important end designed by its establishment, viz., that of an efficient training school for the Southern Division of the County of York.

In conclusion, I think I may, without flattery, congratulate you on the sound progress which Public School Education has made under your fostering care, as Minister of Education, and I have no doubt that, as years flow on, the importance and advantages thereof will be more fully realized, and that the Province of Ontario will have for its permanent motto, "A sound, liberal, and moral education, free for all, and within the reach of all."

COUNTY OF BRANT.

Extract from Report of M. J. Kelly, Esq., M.D., Inspector.

It affords me pleasure to be able to state at the outset that the trustees and people generally continue to manifest that intelligent interest in the cause of popular education which I have had occasion to refer to in previous reports, and that the teachers, as a rule, faithfully discharge their onerous and responsible duties. Nothing occurred during the year to mar the harmony which ought to characterize, and, which, I rejoice to be able to say, always has characterized the management of our Public Schools. Complaints from any quarter have been exceedingly rare during the last six or seven years: and when troubles have arisen, as troubles will arise sometimes, they have been usually quietly removed by a spirit of mutual concession and forbearance.

The improvement in methods of instruction to which I have before adverted still continues, and as Public School teachers of all grades must now take a special course of instruction in professional subjects before they can engage in teaching, we have reason to expect increased progress in the best modes of imparting knowledge, and in the discipline and management of schools. An encouraging feature of the times, in connection with our schools, is the disposition on the part of trustees to continue and adequately reward the services of successful teachers. In many of our best schools the masters have been in the employment of their respective Boards for several years.

The second session of the County Model School opened in September, and continued two months. All the candidates, 26 in number, passed the Professional Examination. This institution is doing good work and deserves encouragement. The principal subjects of instruction are education, including school organization, management, and discipline; school-law, reading, mental arithmetic and hygiene. In addition to receiving instruction in these subjects, the candidates are required to spend several hours every day in the class rooms, at practical work, under the supervision of experienced teachers. Before the establishment of County Model Schools, third-class teachers knew next to nothing of their professional work or duties when they had passed their examinations,—were unable to organize a school properly,—had no knowledge of keeping registers, making out reports, or managing a school. These defects in their training have now been remedied. The Ontario Government contributed \$100 for the maintenance of the Model School, but the County Council has not yet made any grant for 1878.

The Teachers' Institute, now held twice a year, is progressing satisfactorily. The attendance still continues to be good, and the work done of great value to all, but especially to the young and inexperienced among our teachers.

Since my last report, a professional Library consisting of about 200 volumes, besides Blackwood and some of the British Quarterlies and the best Canadian and American Educational Journals and Periodicals, have been purchased for the use of the teachers of the City and County. The Library has been well patronized, particularly by the County Teachers.

CITY OF BRANTFORD.

The Public Schools in the City of Brantford have been doing satisfactory work during the year. The order has been generally good, and the prevailing tone all that could be desired.

I am indebted to R. Ashton, the New England Company's Superintendent, for the

following information respecting the Mohawk Institute in the neighbourhood of the City, and the Indian Schools on the Reserve in Tuscarora and Oneida Townships :

	Teacher's Salary per annum.	No. of Pupils on Roll.	Average daily attendance.	SUPPORTED BY
MOHAWK INSTITUTION.				
Male Teacher	\$400	90	90	New England Company (Boarding School.) (Library, 150 vols.)
Female "	\$225			
SIX NATIONS INDIAN RESERVE.				
School.....No. 2...	250	51	25	Newly formed School Board.
" .. " .. " 3...	250	50	21	Members.
" .. " .. " 4...	250	39	19	3 appointed by New England Company.
" .. " .. " 5...	250	31	17	3 " Indian Council.
" .. " .. " 6...	250	29	14	1 Indian Commissioner.
			<u>7</u>	
" .. " .. " 7....	275	30	12	
" .. " .. " 8....	250	35	16	Funds New England Co., \$1500 per annum.
" .. " .. " 9....	250	44	14	Funds, Indian Council, \$1500 per annum.
" .. " .. " 10...	250	42	20	Indian Department, \$50 per annum per School.
Thomas'	150	15	7	School Board, \$100 ; Department, \$50.
Methodist.....	250	24	11	Methodist Conference, \$200 ; and Indian Department, \$50 per School.
" .. " .. " 13...	250	30	9	
Mississaguas of New Credit, 14...	300	49	20	Band Funds.

* Receive also board, lodging, and washing.

COUNTY OF LINCOLN.

Extract from Report of G. B. Somerset, Esq., Inspector.

In spite of the general financial depression, the income and expenditure were larger than ever reported before, the expenditure for teachers' salaries especially shewing an increase that has never failed for the last seven years.

In the fitting of teachers for their work, our High Schools and Collegiate Institutes are doing a noble work in the preparation of students for the non-professional examination, which must speedily reduce the proportion which third-class certificates now bear to the whole number.

The work of these institutions being supplemented by the professional instruction imparted by the County Model Schools, there seems to be little wanting to afford facilities to school corporations to secure efficient teachers for their schools.

In school accommodation, there is little to report, except that, in almost every instance, school-houses are being furnished with attention to health and comfort that was but seldom thought of a few years ago.

The neglect of little duties, such as cleaning and repairing are, at present, our greatest difficulties, but even these are gradually disappearing.

COUNTY OF ESSEX—DISTRICT No. 1.

Extract from Report of Theodule Girardot, Esq., Inspector.

It may be seen from the foregoing statistics, that there were in my inspectorate in 1871, 40 schools, not including those of the Town of Sandwich, with an average attendance of 1,446. We have now 52 schools and 10 departments, with an average attendance of 2,118, showing an increase of 12 schools, 10 departments, and 672 in average attendance.

In every township the school-houses and accommodations, in general, do not leave anything to be desired. The progress which has been made all around is very satisfactory, and will no doubt continue to be so. I expect to have 4 additional schools and 1 department in 1879; consequently I will have, including those of Sandwich, 59 schools and 13 departments to visit; besides these, also the R. C. S. S. of Amherstburg, of which there are 2 with 2 departments.

I am glad to say that the condition of our teachers is improving. Though the times are certainly hard, their salaries have not been lowered, but some have, on the contrary, been raised. Poor teachers are gradually being replaced by good ones. Our Model School is still under efficient management and is doing a good work.

The majority of our teachers hold third-class certificates, but the number of those with second-class is fast increasing, and it affords me pleasure to be able to say here that our High School, under its able and worthy Head Master, is proving a source of great benefit to the County. It is very well attended.

Our convention was again very successful this year; the teachers made it a point to attend the sessions regularly and on time; over a hundred were present, including those from Windsor, and several from the South Riding. A large number of our Reeves, clergymen, and leading citizens in the vicinity also attended. Messrs. McLellan and Ross have for a second time contributed materially to the success of our Institute, by their presence and interesting lectures. The teachers and friends of Education in Essex, are under lasting obligations to these two gentlemen, for the zeal and interest they have always shown for the success of our conventions.

Though much has been done in Essex for Education since 1871, still there is plenty of room for improvement. There is always the old complaint, irregular attendance, to remedy effectually. This is at present the only serious drawback to a more rapid progress in our schools.

TOWN OF SANDWICH.

The Board of School Trustees in this town is composed of gentlemen who well understand the requirements and the good of the schools under their charge. If the teachers they employ give them satisfaction, they retain them as long as those teachers continue to do their duty. Were this the case in some of our rural districts, and not the mere question of dollars and cents, the progress in Education would have been much more marked. Libraries for the use of the pupils were established in schools No. 1 and No. 2, and the number of volumes is yearly increasing.

TOWN OF AMHERSTBURG.

The R. C. S. S. here continue to prosper. The attendance is much better than in 1877, especially in the senior department (boys). The Head Master spares nothing for the welfare and advancement of his pupils.

The Board of School Trustees, who are true friends of Education, are making arrangements to build a large substantial school-house of brick or stone, which is to cost some \$3,000 or \$4,000. They will be assisted pecuniarily in this work by the Rt. Rev. John Walsh, Bishop of the diocese of London, who has at heart the best interests of Education.

The building when completed will be occupied by all the female departments, and the junior departments of boys, all of which are still under the care of the sisters of J. M. J., who are entirely devoted to their duties.

DISTRICT OF PARRY SOUND.

Extract from Report of J. R. Miller, Esq., Inspector.

Our first visit was made to Parry Island on 22nd August, and although the notice given was short we were pleased to meet in the new school-house, scarcely completed, the Chief of the band and 14 other Indians. The conference was carried on through an interpreter (Mr. Elliott), and although somewhat long it was certainly very interesting. The correspondence with Dominion Government and Ontario Education Department was explained, and in their own peculiar way was considered quite satisfactory to them.

I went to Parry Island on Monday, 9th instant, and was indeed highly pleased with the result. Twenty-five young Indians and fifteen of the parents were present. We proceeded to register the pupils and did nicely for a time until one was brought forward without a name—many are yet in Paganism. With the aid of Mr. Elias, who has been secured to take charge of the school, I proceeded to ascertain the knowledge of pupils, and learned that one could read in second book, one in first book, and the others must commence at beginning of work. I was very much pleased with the attention given and the very ready manner in which all learned in a very short time to count, and even to select words in first lesson.

Captain Skene, the Indian Superintendent, is a graduate of a Scottish University, and was for many years Local Superintendent on Amherst Island, Ont. He takes a very great interest in the work thus begun so auspiciously, and we have great reason to be thankful that he has promised to render all the aid in his power to make this and all the other schools in the Indian Reserve a success.

TOWN OF CHATHAM.

Extract from Report of the Rev. A. McColl, Inspector.

The condition of the schools is, it seems to me, satisfactory, in some respects very much so, though there are certain drawbacks in other respects. There is a diminution in the number of children of school age. This is partly accounted for by the fact, that some families have left town and gone to reside in the country, in the vicinity, while others have gone to other towns and villages. The attendance has been also affected to some extent by sickness, and the delay, however unavoidable, in opening one of the schools after the summer vacation, produced its natural effects. According to the census, there were attending the public schools, in 1877, 1,002; in 1878, 994.

There were attending the Roman Catholic Schools in 1877, 259; in 1878, 227.					
“ “ “ Private Schools	“	“	260	“	“ 164
“ “ not School	“	“	169	“	“ 198.
“ was reported born blind	“	“	1	“	“ 2.
“ “ “ deaf and dumb	“	“	4	“	“ 2.

The total number in 1877, was 1,695; 1878, 1,588.

There were fourteen from the Central School admitted to the High School in 1878.

The Queen Street School (formerly known as the Chrysler Ward School) was in 1878 so greatly altered that it may be almost regarded as a new school. It is a two-storied building, with a frontage on Queen Street of sixty-nine feet, and in width twenty-six feet. There is a wing at the back 26 feet by 38. There are three rooms on each floor 23 feet 6 inches by 27 feet, and the ceiling is 12 feet 4 inches in the clear. Each room is seated for sixty-two pupils. The second story is reached by two broad stairways, one in the front of the building and the other in the wing at the rear.

The stairway halls are 8 and 10 feet wide. The school-rooms are ventilated by ducts, which admit the air direct from the outside. There are ventilators in each room to carry

off the impure air. The lot on which the building stands has an area of almost sixty-five thousand feet, and is well graded up and drained.

There are two good wells, the premises are well fenced, and all the outside buildings are in a state of good repair. There are about seven hundred feet (700 cubic feet) for each room.

The repairs made during the summer of 1878 cost about \$1,500. This school property is worth \$9,000.

Since the services of Mr. Thomas, the Professor of music, were dispensed with, music has been little cultivated. It is not however neglected, though few of the teachers are fully qualified to teach it.

APPENDIX E.

ORDERS IN COUNCIL.

I.—APPOINTMENT OF SUB-EXAMINERS FOR DECEMBER EXAMINATIONS, DATED THE 31ST DAY OF DECEMBER, A.D. 1877.

II.—APPOINTMENT OF ADDITIONAL SUB-EXAMINERS FOR DECEMBER EXAMINATIONS, DATED THE 31ST DAY OF DECEMBER, A.D. 1877.

III.—REGULATIONS RESPECTING APPEALS BY CANDIDATES AT EXAMINATIONS, DATED THE 4TH DAY OF JANUARY, A.D. 1878.

REGULATIONS RESPECTING APPEALS BY CANDIDATES AT EXAMINATIONS OF THE DEPARTMENT.

The conditions under which an appeal shall be entertained in respect of an examination for a Third-Class Certificate, or for admission to a High School, or for the Intermediate, or for a Second-Class Non-Professional Examination, which appeal may involve the reperusal of the answers given, are as follows:—

1. Such appeal shall be made within one month after the promulgation of the result of the Examination by the Department.

2. The grounds of such appeal must be specially stated.

3. A deposit of two dollars with the Department must be made, which deposit will be returned to the person appealing if his appeal is sustained, but otherwise to be forfeited.

IV.—*Re* INTERMEDIATE EXAMINATIONS AT ST. THOMAS AND BERLIN, DATED THE 28TH DAY OF JANUARY, A.D. 1878.

Upon consideration of the report of the Honourable the Minister of Education, dated the 9th day of January, 1878, with reference to certain irregularities at the Intermediate Examination in July last at the High Schools at St. Thomas and Berlin, and advise that the examination of the following candidates at Berlin be disallowed:—

Jeremiah Scully, and Charles W. Schierholz.

Also, that the examination of the following candidates at St. Thomas be disallowed:—

William Logan, Archibald MacMillan, William Haight, Charles Grant, George Bannerman Maxwell, Barbara Begg, Margaret Martin Colder, Daniel McKellar, Laura McLean, and William Coulter.

The Committee of Council further advise that any grant to the said High Schools which may have been apportioned on the basis of the attendance of the said pupils, as passed candidates for the Upper School, be disallowed and refunded, or the amount thereof deducted from any future grants to the said schools respectively.

V.—HIGH SCHOOL ESTABLISHED AT MOUNT FOREST, DATED THE 28TH DAY OF JANUARY, A.D. 1878.

VI.—EXAMINATION FRAUDS, DATED THE 2ND DAY OF FEBRUARY, A.D. 1878.

The Committee of Council have had under consideration the Report of the Honourable the Minister of Education, dated the 9th day of January, 1878, wherein he states that on the 2nd day of October last, he appointed, under the authority of the Statutes in that behalf, Mr. James Hughes, Public School Inspector, to make inquiry with reference to certain dishonourable and fraudulent practices connected with the Examination for Public School Teachers, held in July last.

That Mr. Hughes, by his report dated the 27th day of November last, has found that thirty-eight of such candidates have been proved to have each respectively by the means in his report mentioned, to have been in possession of the examination papers some time previous to the examination in July last; and in the schedule of names appearing on his report, he has also settled the standing and proposed certificate which would have been awarded to each candidate upon the result of their respective examinations, excepting in regard to such candidates as acknowledge that they had had the examination papers before the conclusion of the reading of their answers, or who failed at such examination.

That of the foregoing candidates, sixteen were found to have personally paid substantial sums of money in order to procure the examination papers in advance.

The Minister further states that it appears from the report that Robert White, James Gilchrist, and Henry Webster, had also access to the examination papers before the examination, while communication seems to have passed between John McLurg, and another candidate who passed papers to him during the examination, but Mr. McLurg states upon oath that this assistance did not go beyond the extent of 10 marks for the whole examination.

That Mr. McBrien, Public School Inspector for the County of Ontario, is reported to have been negligent in conducting the examination at Whitby, inasmuch as he gave out the paper on Botany and Physiology on Monday, July 9th, instead of on the Friday following, which afforded an opportunity for previous knowledge in this paper by candidates.

That David Forsyth, M.A., Mathematical Master, Berlin High School, is also reported to have marked a certain part of the examination papers for Henry T. Collins before the examination.

That James Davison, Mathematical Master Whitby High School, is also reported to have aided Henry W. Shanley in obtaining the examination papers and working the more difficult parts of the Arithmetic and Algebra papers for him.

That Charles McPherson Gipton, of Brockville, Public School teacher, is reported to have given his evidence in an unsatisfactory manner, and on certain material points refused to disclose what he knew.

The Minister regrets that his efforts to secure the requisite secrecy in the printer's office for the printing of the examination papers, were unsuccessful, and that so many

candidates seeking to obtain the highest certificates as Public School teachers, should have been found guilty of resorting to such dishonourable and fraudulent means.

The Minister is willing to believe from the candid acknowledgments made by most of the persons examined, that they had overlooked the gravity of their offence, and now that this is brought home to them, that they will endeavour by their conduct in the future to efface this discredit. In order to afford such an opportunity, the Minister is prepared to recommend to your Honour that the several persons be dealt with more leniently now than their offence deserves; but that on all future occasions the penalty be an absolute disqualification from being or becoming Public School Teachers.

The Minister, under the foregoing circumstances, recommends that the examination of the several candidates set forth in the schedule hereto, be declared null and void, and that no certificate be issued to any of them, but that any of such candidates may present themselves for examination after the first day of July next; and that the recommendation shall also apply to Robert White, James Gilchrist and Henry Webster.

That Mr. McBrien, Public School Inspector, be cautioned against negligence as presiding Examiner in future; and that David Forsyth, Mathematical Master, Berlin High School, and James Davison, Mathematical Master, Whitby High School, be warned against committing any breach of confidence in connection with the examinations.

The Committee concur in the recommendation contained in the said report, and advise that the same be acted upon.

SCHEDULE OF CANDIDATES.

No.	NAME OF CANDIDATES.	RESIDENCE.	CERTIFICATE.
1	William Clarke	Toronto	1st A and Silver Medal.
2	Daniel B. Cornell	Ridgetown	" "
3	William McGregor	Thornhill	2nd A.
4	William Neilly	Angus	1st B.
5	James Smith Wood	Bradford	1st A, Gold Medal.
6	Eliza Hudson	Norwich	2nd A.
7	Margaret Meston	Hamilton	" "
8	Mary E. Walker	London	Failed, Gr. I.
9	Colin J. Atkinson	Copetown	2nd B.
10	Isaac J. Beatty	Sinclairville	2nd A.
11	Henry T. Collins	Walkerton	" "
12	R. C. Cheeswright	Princeton	2nd B.
13	John A. Dale	London	2nd A.
14	John Dick	Maple Valley	" "
15	Noble Dickey	Thorndale	" "
16	Alex. Dickie	Hespeler	" "
17	Robert Gormly	Caledon, E.	2nd B.
18	Joseph Hogarth	Norland	2nd A.
19	William Irwin	Heathcote	" "
20	Humphrey T. Johnston	Springfield	" "
21	William Logan	St. Thomas	" "
22	James E. Mabee	Odessa	" "
23	Playter May	Pine Orchard	2nd B.
24	Hugh McGlone	"	Copied in Arithmetic.
25	Wm. C. B. Murray	Harrington	2nd B.
26	Robert E. Preston	Bethany	2nd A.
27	James Ross	St. Mary's	" "
28	Ellet S. Rowe	Whitby	2nd B.
29	John A. Rutherford	Millbank	2nd A.
30	Ansley Smith	Rockford	" "
31	Henry W. Stanley	Duffin's Creek	2nd B.
32	James M. Stevenson	Ailsa Craig	" "
33	Douglas G. Storms	Odessa	2nd A.
34	Ryerson J. Trumppour	Salmon Point	" "
35	Joseph A. Webster	Whitby	Copied in Arithmetic.
36	John D. Webster	St. Mary's	2nd A.
37	Thomas O. Webster	Lansdowne	" "
38	George Wilkinson	Hawkesville	" "

VII.—IRREGULARITIES AT BERLIN AND ST. THOMAS HIGH SCHOOL EXAMINATIONS, DATED THE 20TH DAY OF FEBRUARY, A.D. 1878.

The Committee of Council have had under consideration the further report of the Honourable the Minister of Education, dated the 15th day of February instant, hereto annexed, with reference to certain irregularities at the Intermediate Examinations in July last, at the High School at St. Thomas and Berlin respectively, and advise that the said report be acted upon.

The undersigned respectfully begs to report for the consideration of His Honour the Lieutenant-Governor in Council the following respecting the Education Department.

The undersigned had on the 9th day of January, 1878, the honour to report to your Honour in Council the results of the inquiry before Mr. Buchan, High School Inspector, concerning certain irregularities at the Intermediate Examination in July last, at the High School at St. Thomas and Berlin respectively. Founded upon which report of Mr. Buchan's, the undersigned recommended that the following candidates at Berlin should be disallowed their examinations, namely, Jeremiah Scully and Charles W. Schierholz, and that the examination of candidates at St. Thomas should be disallowed, namely, William Logan, Archibald McMillan, William Haight, Charles Grant, George Bannerman Maxwell, Barbara Begg, Margaret Martin Colder, Daniel McKellar, Laura McLean, and William Coulter, and upon which recommendation an Order in Council was passed accordingly.

The undersigned has since had the representations of the St. Thomas High School Board, in which they urge that the foregoing should be reconsidered upon grounds specifically stated, that with the exception of William Logan none of the other persons named had access to the examination papers in advance of the examination, and that these persons had willingly come forward and admitted irregularities in communicating with one another while in the examination room, but which did not materially affect the result of the examination, and that to apply a strict rule now would subject the High School Board and its students to a stricter rule than prevailed formerly, or at other High School examinations, and that the disallowance of such examinations would be as grave a punishment as if these persons had been guilty of the positive frauds brought to light before Mr. Inspector Hughes.

That the Board has done all in its power to strictly carry out the Regulations of the Department, and that from the delay in concluding the inquiry, the High School Board and their candidates will sustain a greater amount of injury than if the disallowance had taken place immediately after the irregularities had occurred.

Under the foregoing circumstances the Minister thinks substantial justice will be done and a wholesome warning against such irregularities in future, if the former Order in Council, dated 28th January last, is revoked, excepting as to William Logan, and that the examination of the several candidates at St. Thomas, other than the said William Logan, and also at Berlin respectively be allowed, and that the grant to the said High School be apportioned accordingly.

VIII.—LEAVE OF ABSENCE GRANTED TO DR. S. P. MAY, DATED THE 14TH DAY OF MARCH, A.D. 1878.

Upon consideration of the report of the Honourable the Minister of Education, dated the 28th day of January, 1878, with reference to the selection by the Government of Canada of S. P. May, M.D., Superintendent of the Depository Branch of the Education Department, as one of the Secretaries to the Commission in connection with the Paris Exhibition; the Committee of Council advise that leave of absence from the first day of January last be granted to the said S. P. May, for such period during the current year as he may be necessarily engaged at Paris in connection with his said duties.

IX.—CERTIFICATES GRANTED TEACHERS WHO PASSED EXAMINATION IN DECEMBER, BUT WHOSE CERTIFICATES WERE CANCELLED ON ACCOUNT OF BEING IMPLICATED IN EXAMINATION FRAUDS, DATED THE 12TH DAY OF APRIL, A.D. 1878.

Upon consideration of the report of the Honourable the Minister of Education, the Committee of Council advise that such of the teachers whose certificates were cancelled under the Order in Council of the 2nd of February last, and who passed the examination in December, 1877, be allowed to hold the standing awarded to them at such examination.

X.—APPOINTMENT OF SUB-EXAMINERS FOR JULY EXAMINATION, DATED THE 15TH DAY OF APRIL, A.D. 1878.

XI.—CERTIFICATES GRANTED TO CANDIDATES DEPRIVED OF THEM OWING TO THE FRAUDS AT THE JULY EXAMINATIONS, BUT WHO SUBSEQUENTLY BECAME ENTITLED TO FIRST CLASS CERTIFICATES, DATED THE 10TH DAY OF MAY, A.D. 1878.

The names are as follows:—

James E. Mabee,	Grade A.
Douglas G. Storms,	“ B.
John A. Dale,	“ B.
John D. Webster,	“ A.
Isaac Lester Beattie,	“ B.
Richard C. Cheeswright,	“ B.
Alexander Dickie,	“ A.
George Wilkinson,	“ B.
Henry E. Webster,	“ B.

XII.—COLLINGWOOD “HIGH SCHOOL” ESTABLISHED AS A “COLLEGIATE INSTITUTE,” DATED THE 31ST DAY OF MAY, 1878.

XIII.—RE-IMBURSING THE TRUSTEES OF S. S. 4, OAKLAND, DATED THE 12TH DAY OF JUNE, A.D. 1878.

XIV.—REVISED REGULATIONS AS TO PUBLIC, SEPARATE AND HIGH SCHOOLS, DATED THE 4TH DAY OF JULY, A.D. 1878.

These Regulations are contained in the Compendium of School Law and Regulations, 1878.

XV.—SURRENDER OF HIGH SCHOOL LANDS, NIAGARA, DATED THE 25TH DAY OF SEPTEMBER, A.D. 1878.

XVI.—SURRENDER OF HIGH SCHOOL LANDS, NEWMARKET, DATED THE 23RD DAY OF SEPTEMBER, A.D. 1878.

XVII.—REGULATIONS AS TO AUTHORIZED TEXT BOOKS, DATED THE 27TH DAY OF SEPTEMBER, A.D. 1878.

The Regulations respecting Text Books in the Public and High Schools and Collegiate Institutes are to be read and understood in the sense and to the effect following:

The Eighth Regulation respecting Text Books in the Public Schools shall not apply to such editions as were printed or published prior to the 18th day of August, A.D. 1877.

XVIII.—ESTABLISHMENT OF A HIGH SCHOOL AT SEAFORTH, DATED THE 2ND DAY OF NOVEMBER, A.D. 1878.

XIX.—WILLIAM J. GRAHAM APPOINTED CARETAKER OF THE MUSEUM, &c., &c., DATED THE 2ND DAY OF NOVEMBER, A.D. 1878.

XX.—OMISSION OF TEXT BOOKS FROM LIST OF APPROVED LIBRARY AND PRIZE BOOKS, DATED THE 21ST DAY OF NOVEMBER, A.D. 1878.

Upon the recommendation of the Honourable the Minister of Education, the Committee of Council advise that the list of books for libraries and prizes, sanctioned by Order in Council of 2nd November instant, be amended by omitting therefrom the following books, which are of the nature of text books:

Examination Papers, by McLellan & Kirkland.
 Key to the same.
 Smith's Primary Drawing Manual.
 " Intermediate " "
 Kirkland's Statics.
 Schmitz' Latin Grammar.
 McLellan's Mental Arithmetic.
 Kirkland's and Scott's "

XXI.—SUB-EXAMINERS FOR DECEMBER INTERMEDIATE EXAMINATIONS, DATED THE 6TH DAY OF DECEMBER, A.D. 1878.

XXII.—SUB-EXAMINER, APPOINTED FOR DECEMBER INTERMEDIATE EXAMINATION, DATED THE 18TH DAY OF DECEMBER, A.D. 1878.

APPENDIX F.
TEACHERS' ASSOCIATIONS.

NAME OF ASSOCIATION.	Total Number of Members.	Total Number who have paid Fees.	RECEIPTS.						EXPENDITURE.				Total.	Balance.		
			Balance.	Government Grant.	Municipal Grant.	Members' Fees.	Other Sources.	Total.	Printing and Postage.	Miscellaneous.	Total.					
			\$	c.	\$	c.	\$	c.	\$	c.	\$	c.	\$	c.	\$	c.
Glengarry	67	6	50 00	3 00	53 00	4 56	4 95	..	9 51	43 49
Stormont	38	20	50 00	10 00	94 50	9 70	16 22	..	25 92	68 58
Dundas	25	3	100 00	100 00	..	100 00	..	100 00
Prescott	19	19	50 00	1 25	55 75	4 12	40 00	..	44 12	11 63
Russell	76	23	50 00	9 00	8 00	..	67 00	10 24	14 70	..	24 94	42 06
Grenville	53	53	100 00	7 50	107 50	6 45	50 75	..	57 20	50 50
No. 1, Leeds	78	36	50 00	26 50	141 70	17 85	72 65	..	90 50	51 20
" 2, "	72	66	50 00	11 00	124 51	5 50	62 00	..	67 50	57 01
Renfrew	30	16	50 00	..	30 00	14 50	40 87	..	144 99	57 11	82 90	..	52 50
Frontenac	85	40	50 00	19 25	121 70	11 50	84 15	..	95 65	26 05
Lemox and Addington	80	..	59 70	109 70	11 10	36 25	..	47 35	62 35
Prince Edward	65	50	50 00	17 75	6 61	..	130 36	13 56	67 42	..	80 38	49 38
North Hastings	98	53	50 00	18 25	119 25	36 50	31 35	..	67 85	51 40
South "	140	100	50 00	36 00	30 20	..	116 20	23 40	35 31	..	58 71	57 49
Northumberland	70	37	50 00	9 25	75 95	14 25	57 75	..	72 01	3 95
Durham	58	55	27 50	27 50	4 90	15 80	..	20 70	6 80
Peterboro	34	34	50 00	8 50	4 50	..	63 00	..	63 00	..	63 00
East Victoria	53	..	50 00	50 00	4 00	8 50	..	12 50	57 50
West "	50	34	50 00	17 00	10 26	..	27 26	7 36	17 00	..	24 36	2 90
Ontario	85	36	50 00	10 00	14 48	..	142 34	8 31	56 45	..	64 76	77 58
North York	49	38	50 00	15 50	42 85	..	108 35	1 00	98 85	..	99 85	8 50
Peel	80	80	50 00	7 75	4 00	..	113 00	15 93	87 60	..	103 53	9 47
South Simcoe	71	19	50 00	9 50	20 90	..	130 40	17 72	39 02	..	56 74	73 66
Haldon	150	33	100 00	16 25	166 35	2 75	119 35	..	122 30	44 05
Wentworth	98	79	50 00	29 70	50 00	..	179 70	6 65	162 17	..	168 82	10 88
Brant	100	..	100 00	109 67	14 06	21 25	..	35 31	74 36
Lincoln	90	33	50 00	8 50	10 00	..	68 50	12 24	33 25	..	45 49	23 01

Haldimand	110	28	101 00	50 00	50 00	13 75	20 45	185 20	13 13	110 00	123 13	62 07
Norfolk	130	104	46 00	50 00	50 00	33 37	33 37	96 00	20 50	15 00	35 50	60 50
Oxford	104	45	2 85	50 00	50 00	16 00	61 80	33 37	17 46	8 91	26 37	7 00
Waterloo	73	9	8 70	50 00	50 00	1 50	1 00	130 15	13 26	14 50	27 76	102 39
North Wellington	35	9	4 50	50 00	50 00	14 50	4 70	61 20	3 25	13 00	16 25	44 95
South "	42	9	5 00	50 00	50 00	5 50	73 70	43 50	30 20	73 70
South Grey	108	9	26 61	75 60	25 00	14 25	107 11	11 37	92 25	103 62	3 49
East "	50 00	25 00	114 25	13 80	11 00	24 80	89 45
North Perth	50 00	50 00	9 60	36 10	45 70	4 30
South "	65	87 50	20 50	108 00	44 40	21 00	65 40	42 60
North Huron	48	19	2 75	50 00	19 50	72 25	7 53	12 50	20 63	52 22
West "	58	43	3 00	50 00	10 75	10 00	73 75	8 75	1 25	10 00	63 75
East Bruce	50	20	1 50	100 00	13 00	114 50	15 02	47 09	62 11	52 39
East Middlesex	163	82	104 15	50 00	30 50	52 10	236 75	28 55	69 00	97 55	139 20
West "	50 00	50 00	50 00	50 00
Elgin	60	45	51 30	50 00	22 50	123 80	9 56	48 20	57 76	66 04
East Kent	58	18	54 01	50 00	50 00	9 00	163 01	2 60	56 59	59 19	103 82
West "	36	29	50 00	50 00	14 50	64 50	13 85	17 40	31 25	33 25
No. 1, Lambton	90	35	3 78	50 00	50 00	17 50	39 65	160 93	19 78	94 36	114 14	46 79
" 2	41 61	50 00	50 00	141 64	12 16	81 83	93 99	47 65
North Essex	67	71 33	50 00	50 00	1 71	173 04	10 71	118 49	129 20	43 84
South "	38	19	2 16	50 00	50 00	8 50	11 70	60 66	3 50	3 50	57 16
District of Muskoka	50 00	50 00	61 70	8 85	17 70	26 55	35 15
" Parry Sound	25	50 00	50 00	50 00	1 75	21 80	23 55	26 45
City of London	36	35	50 00	50 00	11 25	61 25	2 90	6 50	9 40	51 85
" Toronto	150	132	2 00	33 00	25 00	60 00	18 20	29 00	47 20	12 80
Total 1878	3511	1684	913 04	2712 50	530 00	689 32	581 88	5426 74	679 74	2550 01	3229 75	2196 99
" 1877	1881	701	134 20	1412 50	100 00	299 75	823 00	2769 45	391 64	736 04	1127 68	1641 77
Increase	1630	983	778 84	1300 00	430 00	389 57	241 12	2657 29	288 10	1813 97	2102 07	555 22
Decrease

APPENDIX G.

PROVINCIAL CERTIFICATES.

(1.) BY THE EDUCATION DEPARTMENT.

Second-Class Certificates granted to Students of the Normal Schools, by Order in Council, dated 27th April, 1878.

No.	NAME.	2nd Class.	No.	NAME.	2nd Class.
3974	Thomas Beattie	A	4017	William A. Toole	A
3975	John R. Chisholm	A	4018	George C. Blatchford	B
3976	Andrew W. Gerrie	A	4019	Charles C. Hodgins	B
3977	Wm. Martin Leigh	A	4020	Charles Edwin Bell	A
3978	William Linton	A	4021	Alexander R. Cochrane	A
3979	John McCabe	A	4022	William Chas. Allin	B
3980	Alexander Skene	A	4023	William Bickell	B
3981	Margaret Creighton	A	4024	William Bool	B
3982	Josephine Smith	A	4025	Robert Bool	B
3983	Thomas J. Collins	B	4026	Darius Dean	B
3984	Stephen K. Davidson	B	4027	Robert Chas. Dobbin	B
3985	Moses G. Dippel	B	4028	Humphrey T. Johnson	B
3986	Dilman K. Erb	B	4029	John Kelly	B
3987	James Forbes	B	4030	Joseph Law	B
3988	George Jas. Gibb	B	4031	David Lent	B
3989	Albert D. Griffin	B	4032	John A. Murphy	B
3990	Jacob B. Hagey	B	40 33	John McArthur	B
3991	Menno S. Hallman	B	4034	George W. Sine	B
3992	Colin Johnson	B	4035	George E. Sneath	B
3993	Byron Jones	B	4036	James C. Steele	B
3994	Isaac W. Lucia	B	4037	David M. Stewart	B
3995	Charles Miles	B	4038	Egerton J. Unger	B
3996	James W. Orr	B	4039	John Whaley	B
3997	James Phelan	B	4040	Thomas Young	B
3998	W. James Robinson	B	4041	Ellen Calder	B
3999	James Stirton	B	4042	Euphemia Campbell	B
4000	George Stenernagel	B	4043	Lucy E. Hinch	B
4001	James Eugene Thompson	B	4044	Marion Livingstone	B
4002	Thos. R. Walmsley	B	4045	Angelina Myers	B
4003	Elizabeth Brooks	B	4046	Agnes McMurchie	B
4004	Barbara A. Cattanach	B	4047	Annie C. Steacy	B
4005	Elizabeth Cusack	B	4048	Agnes Wilson	B
4006	S. Jane Dale	B	4049	Wm. A. McIntyre	A
4007	Emma Clara Field	B	4050	Charles Wm. Whyte	B
4008	Barbara Foote	B	4051	Alberta Jones	B
4009	Kate Garnsey	B	4052	Etta McLroy	B
4010	Christina B. Gordon	B	4053	William C. W. Bick	B
4011	Margaret E. Grey	B	4054	John H. Hobbs	B
4012	Isabella Hamilton	B	4055	David A. Nesbit	B
4013	Mary McColl	B	4056	Eleazer T. Williams	B
4014	Jannet Patterson	B	4057	Ira Morrison	B
4015	Amie Sinclair	B	4058	Carrie Traveller	B
4016	Jennie L. Sutherland	B			

Certificates granted by Order in Council, dated 10th May, 1878.

4059	William G. Mills	A	4060	Margaret J. Henderson	A
------	------------------------	---	------	-----------------------------	---

Certificates granted by Order in Council, dated 10th May, 1878, to Students of the Toronto Normal School, who were deprived of the standing awarded them at the Examination in July, 1877, but who subsequently passed the Examination, December, 1877.

4061	Isaac Lester Beattie	B	4066	Douglas G. Storms	B
4062	Richard C. Cheeswright	B	4067	John D. Webster	A
4063	John A. Dale	B	4068	George Wilkinson	B
4064	Alexander Dickie	A	4069	Henry E. Webster	B
4065	James E. Mabee	A			

Certificate granted by Order in Council, 12th June, 1878.

No.	NAME.	2nd Class.	No.	NAME.	2nd Class.
4070	Mary Jane Brown	A			

Certificates granted by Order in Council, 28th June, 1878.

4071	Adam S. Bueglass	B	4073	Lyman Welch	B
4072	William F. Peters.	B			

Certificate granted by Order in Council, 9th July, 1878.

4074	Margaret Campbell	B
------	-------------------------	---

Certificates granted by Order in Council, 27th July, 1878, to Students who passed the Professional Examination at the Normal Schools, 25th, 26th, 27th, and 28th June.

4075	Charles Askwith	A	4101	Mary Ludlow	B
4076	Angus Bowie	A	4102	Maggie McCammon	B
4077	James Burns	A	4103	Maggie McKague	B
4078	Seymour Eaton	A	4104	Janet McNaughton	B
4079	Cunningham Moore	A	4105	Annie McPherson	B
4080	Hugh G. Roberts	A	4106	Isabella McVety	B
4081	John Anderson	B	4107	Sarah Margaret Scott	B
4082	Jacob Donnenwerth	B	4108	Maggie Taylor	B
4083	Daniel David Ellis	B	4109	Sarah Jane York	B
4084	Edward F. Hixon	B	4110	Robert E. Harrison	A
4085	Edward S. Holmes	B	4111	William Morrow	A
4086	Alex. C. Irelan	B	4112	Duncan Campbell	B
4087	James G. Jones	B	4113	Nicholas Graham	B
4088	Samuel G King	B	4114	Wm. Anthony Francis B. Jones	B
4089	Kiernan Lynes	B	4115	Robert Lee Mortimer	B
4090	Robert Munro	B	4116	Samuel Neilly	B
4091	Colin Alex. Scott	B	4117	David A. Nesbit	B
4092	John Shearer	B	4118	Moses G. Whitmer	B
4093	Chas. Fred. Snelgrove	B	4119	Marion Boyce	B
4094	Emma Austin	B	4120	Emma Field	B
4095	Sarah E. Biles	B	4121	Bella Horsburgh	B
4096	Laura E. Briant	B	4122	Annie McCrimmon	B
4097	Janet Davidson	B	4123	Jessie S. McIntyre	B
4098	Jane Dingwall	B	4124	Susan E. Proctor	B
4099	Marion Goodyear	B	4125	Elizabeth Tilley	B
4100	Kate A. Hardy	B	4126	Harriet Marion Wright	B

The following certificates are issued, valid for one year, to be permanently confirmed on evidence a year's successful service.

4127	Henry Hoover	A	4132	Mary E. Littlefield	B
4128	Wm. Chas. Wesley Bick	B	4133	Florence E. McMullen	B
4129	William Dawson	B	4134	Ira Morrison	B
4130	John Henry Hobbs	B	4135	Carrie Traveller	B
4131	Fred. Watson Hodgson	B			

Certificate granted by Order in Council, 31st July, 1878.

4136	Victoria Drury	B
------	----------------------	---

Certificates granted by Order in Council, 16th August, 1878.

No.	NAME.	1st Class.	No.	NAME.	1st Class.
4137	Daniel B. Cornell	A	4141	Robert J. Tanner	A
4138	Hugh D. Johnson	A	4142	Martha E. Hunt	A
4139	George Kirk	A	4143	Lottie E. Lawson	A
4140	William Nattress	A	4144	William Alford	B

No.	NAME.	1st Class.	No.	NAME.	1st Class.
4145	Miles Ferguson.....	B	4154	George Sharman.....	C
4146	Jno. Alexander Greig	B	4155	Lafayette Welsh.....	C
4147	William Johnston	B	4156	James H. Wilson.....	C
4148	Richard Seldon	B	4157	Sandford C. Woodworth	C
4149	Richard Shepherd	B	4158	Frances A. Cheyne	C
4150	Edward Charlton	C	4159	Jennie Lalor	C
4151	William H. Colles	C	4160	Bertha Sims.....	C
4152	Peter McLean.....	C	4161	Mary Elizabeth Springer.....	C
4153	Alexander McNeil.....	C			

Certificates granted by Order in Council, 28th June, 1878.

4162	James C. Fraser ..	—	4163	Eugene Richardson	B
------	--------------------	---	------	-------------------------	---

First-Class Certificate granted by Order in Council, 30th August, 1878.

4164	Moore Armstrong	C
------	-----------------------	---

Certificates granted by Order in Council, 23rd September, 1878.

4165	Thomas J. Walrond	A	4176	Nellie Hodgson	B
4166	John Noble	A	4177	Amelia Waterson	B
4167	Charles Miles	A	4178	Maggie McKague	A
4168	R. George Cavanagh.....	A	4179	Rebecca Munro	B
4169	Menno S. Hallman	A	4180	Lide Hudson	B
4170	Thomas Leonard.....	A	4181	Ansley Smith	A
4171	Albert D. Griffin.....	A	4182	John Park	B
4172	John Lennox	A	4183	Donald McAlpine	A
4173	Norman W. Ford	A	4184	Archibald B. Wilson.....	B
4174	James S. Gillfillan	B	4185	Catharine Squair	B
4175	Kate Climie	A			

Certificate granted by Order in Council, 19th October, 1878.

4186	Edwin Alfred Chapman ..	B
------	-------------------------	---

Certificate granted by Order in Council, 2nd November, 1878.

4187	William Irwin.....	A
------	--------------------	---

Certificates granted by Order in Council, 12th November, 1878.

4188	William E. Cowan.....	B	4190	William C. B. Murray.....	B
4189	Stephen Kelso Davidson ..	A	4191	Frederick A. Cull	A

Certificate granted by Order in Council, 13th November, 1878.

4192	Maggie H. Dixon	B
------	-----------------------	---

Certificate granted by Order in Council, 21st November, 1878.

4193	Margaret McArthur	A
------	-------------------------	---

Certificates granted by Order in Council, 6th December, 1878.

4194	Minnie Plumb.....	B	4195	Sarah Wilkinson.....	B
------	-------------------	---	------	----------------------	---

(2.) NUMBER OF CERTIFICATES AWARDED BY THE EDUCATION DEPARTMENT, AND BY THE COUNTY BOARDS OF EXAMINERS AT THE JULY AND DECEMBER EXAMINATIONS, 1878.

COUNTIES AND CITIES.	Number who applied for			Total.	Who received				Total.	
	1st Class.	2nd Class.			3rd Class.	2nd Class.		3rd Class.		
		Male.	Female.			Male.	Female.	Male.		Female.
Glangary	71	22	
Stormont	5	66	71	18	
Dundas	3	49	52	23	
Prescott	5	71	76	14	
Russell	53	53	
Carleton	2	33	35	24	
Greyville	3	92	95	25	
Leeds	4	62	67	17	
Lanark	50	72	123	33	
Renfrew	43	45	88	40	
Frontenac	7	74	81	15	
Lemnox and Addington	12	86	98	22	
Prince Edward	1	66	67	8	
Hastings	16	53	71	7	
Northumberland	21	113	135	14	
Durham	7	101	108	26	
Peterborough	1	58	59	10	
Haliburton	72	73	22	
Victoria	11	11	8	
Ontario	22	127	149	
York	13	76	90	30	
Peel	23	138	168	21	
Simcoe	9	57	66	40	
Halton	2	156	224	15	
Wentworth	23	39	64	22	
Brant	27	77	106	9	
Lincoln	38	50	88	9	
Welland	55	49	107	16	
Haldimand	4	48	52	6	
Norfolk	28	77	105	14	
Oxford	6	66	73	10	
Waterloo	16	169	186	12	
Wellington	15	44	59	10	
Grey	35	159	195	6	
Perth	12	118	132	12	
	2	95	97	25	

(2.) NUMBER OF CERTIFICATES AWARDED BY THE EDUCATION DEPARTMENT, AND BY THE COUNTY BOARDS OF EXAMINERS AT THE JULY AND DECEMBER EXAMINATIONS, 1878.

COUNTIES AND CITIES.	Number who applied for			Total.	Who received						Total.
	1st Class, 2nd Class, 3rd Class.				2nd Class.		3rd Class.		Total.		
	1st Class.	2nd Class.	3rd Class.		Male.	Female.	Male.	Female.			
Huron.....		14	147	161	28	22	50		
Brace.....	1	34	107	142	26	11	38		
Middlesex.....	1	78	292	281	1	15	15	33		
Elgin.....	1	73	101	175	20	15	35		
Kent.....	1	35	85	119	10	19	29		
Lambton.....	2	31	113	146	17	13	32		
Essex.....	2	33	75	90	9	18	29		
Ottawa Normal School.....	9	109*	118	109		
Toronto.....	15	168*	183	180		
Total.....	60	1125	3494	4679	26	175	571	557	1414		

* Of the 2nd class candidates, Ottawa and Toronto, 32 attended previous sessions of the Normal Schools, and simply came up for examination in 1878.

(3.) TOTAL NUMBER OF PERSONS WHO APPLIED FOR AND WHO OBTAINED CERTIFICATES FROM 1871 TO 1878, INCLUSIVE.

YEAR.	Number who applied for				Who received						
	1st Class.	2nd Class.	3rd Class.	Total.	1st Class.		2nd Class.		3rd Class.		Total.
					Male.	Female.	Male.	Female.	Male.	Female.	
1871	34	608	3091	3733	16	—	211	75	746	798	1836
1872	55	659	3339	4053	12	2	204	67	701	996	1982
1873	36	455	3142	3633	8	—	118	46	699	960	1831
1874	27	432	2039	2498	14	—	143	53	435	654	1299
1875	46	709	3124	3879	20	—	188	90	654	979	1931
1876	76	831	3580	4487	9	2	85	39	792	876	1803
1877	38	1380	4870	6288	13	3	139	103	720	827	1805
1878	60	1125	3494	4679	20	6	175	115	571	557	1444
Total	372	6199	26679	33250	112	13	1263	588	5318	6647	13941

APPENDIX H.

INSPECTORS', HIGH SCHOOL MASTERS' AND EXAMINERS' CERTIFICATES, AND RETIRED TEACHERS.

Appointments during 1878 by Order in Council (continued from Report of 1877).

I.—NAMES OF PERSONS WHO HAVE RECEIVED INSPECTORS' CERTIFICATES DURING 1878.

Note.—All Inspectors will be *ex-officio* Members of the Boards of Examiners for their respective Counties.

Campbell, Rev. John, B.A. Carlyle, Alexander, B.A. Carlyle, James, M.D. Cowell, D. B. Curry, Charles D., B.A. Givens, D. A., B.A. Grant, Rev. George, B.A. Henderson, John, B.A. Hunter, John.	Johnson, Hugh D. Kirk, George. Mitchell, F. L., B.A. McCulloch, Andrew, B.A. Macgregor, C. J., M.A. McGregor, P. C., B.A. McMillan, J., B.A. Nattress, William. Panton, J. H., B.A.	Scott, R. G., B.A. Somerville, Geo. H. Sprague, W. E. Switzer, P. A., M.A. Tamblyn, Wm. W., M.A. Turnbull, James, M.A. Turner, Robert J. Tytler, William, B.A.
------------------------------------------------------------------------------------------------------------------------------------------------------------------------------------------------------------------------	-------------------------------------------------------------------------------------------------------------------------------------------------------------------------------------------------------------	-------------------------------------------------------------------------------------------------------------------------------------------------------------------------------------

II.—NAMES OF PERSONS WHO HAVE RECEIVED HIGH SCHOOL MASTERS' CERTIFICATES DURING 1878.

Asselstine, Henry A., B.A. Givens, David A., B.A. Hamilton, John A., B.A.	Hooper, Thomas H., B.A. McCulloch, Andrew, B.A.	Pollock, James E., B.A. Steele, Alexander, B.A.
---------------------------------------------------------------------------------	----------------------------------------------------	----------------------------------------------------

III—NAMES OF PERSONS WHO HAVE RECEIVED EXAMINERS' CERTIFICATES
DURING 1878.

Arnold, Rev. R., B.A.	Johnson, Hugh D.	Somerville, George H.
Belt, Rev. William, M.A.	Johnston, Adam, B.A.	Sprague, W. E.
Carlyle, Alexander, B.A.	Manley, Charles.	Switzer, P. A., M.A.
Carman, James A., B.A.	McCulloch, Andrew, B.A.	Steele, Alexander, B.A.
Cornell, D. B.	McGregor, P. C., B.A.	Tamblyn, William W., M.A.
Ferguson, Miles.	McKillopp, Alexander, B.A.	Telford, W. R.
Grant, Robert.	McLung, James.	Turnbull, James, M.A.
Gibson, W. J., B.A.	MacPherson, Crawford.	Turner, Robert J.
Givens, David A., B.A.	Nattress, William.	Tytler, William, B.A.
Hallett, William J.	Panton, J. H., B.A.	Whillans, Rev. Robert, B.A.
Hunter, John.	Peters, George.	

IV.—TEACHERS RETIRED FROM THE PROFESSION DURING 1878.

No.	NAME.	COUNTY.	Amount returned and date.
			8 cts. 1878.
871	Atkinson, F. C.	York	6 00 January.
872	Anderson, John J.	Wellington	2 00 February.
873	Arthur, E. C.	Northumberland	3 09 March.
874	Ansell, George W.	Leeds	6 00 October.
875	Bell, Thomas	Lambton	5 00 January.
876	Bingham, H.	Durham	4 00 January.
877	Bouck, R. M.	Dundas	9 00 February.
878	Boyle, W. H.	Wentworth	6 00 February.
879	Broadway, A.	Oxford	2 00 February.
880	Buchner, Denis	York	13 00 March.
881	Backus, Lorenzo	Kent	2 00 March.
882	Baird, George M.	Kent	6 00 March.
883	Black, J. L.	Renfrew	7 00 April.
884	Berry, F. N.	York	1 00 May.
885	Bright, E. J.	Middlesex	9 00 June.
886	Buchner, Denis C.	Norfolk	1 00 June.
887	Bell, G. A.	Leeds	5 00 August.
888	Clapp, R. E.	York	1 00 January.
889	Conacher, James J.	Wentworth	4 00 February.
890	Coughlin, Daniel	Middlesex	4 00 February.
891	Carey, Alfred W.	Kent	5 00 March.
892	Cameron, Angus	Bruce	10 00 March.
893	Couron, Matthew B.	Bruce	6 00 March.
894	Cameron, Angus	Bruce	1 00 March.
895	Cavell, William	York	2 00 March.
896	Clay, Henry	Elgin	4 00 April.
897	Crawford, James	Perth	10 00 April.
898	Campbell, John	Ontario	10 00 August.
899	Cruthers, Samuel	Simcoe	12 00 October.
900	Cameron, M. L.	Kent	9 00 November.
901	Conron, Wm. J.	Bruce	6 00 November.
902	Caswell, A. K.	Wellington	9 00 December.
903	Campbell, Alex	Simcoe	4 00 December.
904	Donahue, Denis J.	York	8 00 March.
905	Durant, Noah	Prescott	7 00 May.
906	Dougherty, John	Haldimand	2 00 June.
907	Duff, James	Grey	8 00 June.
908	De-Cantillon, Patrick	Huron	75 00 July.
909	Driman, Robert	Simcoe	11 00 August.
910	Ellis, George	Leeds	84 00 March.
911	Elliott, James J.	Wentworth	4 00 June.
912	Ellis, Matthew H.	Durham	2 00 June.
913	Elliott, William	Victoria	7 00 December.
914	Farron, Asher	Bruce	4 00 January.
915	Freeman, George E.	Perth	5 00 January.
916	Ferguson, Robert	Huron	7 00 January.
917	Fraser, Joseph C.	Wentworth	3 00 February.
918	Fowler, Henry	Victoria	9 00 March.

IV.—TEACHERS RETIRED FROM THE PROFESSION DURING 1878.—*Continued.*

No.	NAME.	COUNTY.	Amount returned and date.	
			£	cts. 1878.
919	Fletcher, Frank.....	Hastings.....	2	00 .. March.
920	Fraser, W. H.....	York.....	6	00 .. June.
921	Frederick, Samuel.....	Middlesex.....	11	00 .. July.
922	Fraser, Hugh.....	Oxford.....	3	00 .. September.
923	Fish, George.....	York.....	6	00 .. October.
924	Frost, R. S.....	Middlesex.....	10	00 .. November.
925	Foster, Thomas.....	Victoria.....	6	00 .. December.
926	Green, Charles V.....	York.....	3	00 .. January.
927	Garland, Absalom.....	Carleton.....	13	00 .. January.
928	Gill, H. W.....	Simcoe.....	3	00 .. January.
929	Graham, Robert H.....	Peel.....	11	00 .. January.
930	Graham, Edward.....	Wentworth.....	4	00 .. March.
931	Goodbow, Henry, deceased.....	Perth.....	2	64 .. April.
932	Gray, James.....	York.....	7	00 .. May.
933	Gardiner, J. H.....	Carleton.....	1	00 .. June.
934	German, W. J.....	Hastings.....	5	00 .. June.
935	Greenaway, Charles.....	Middlesex.....	3	00 .. August.
936	Gifford, W. E.....	Kent.....	6	00 .. September.
997	Galbraith, L.....	Essex.....	9	00 .. October.
938	Howe, George J.....	Prince Edward.....	8	00 .. January.
939	Houston, William, deceased.....	Lanark.....	6	31 .. March.
940	Hough, J. W.....	Northumberland.....	6	00 .. May.
941	Hardie, L. F.....	Bruce.....	1	00 .. June.
942	Hall, George.....	Frontenac.....	12	00 .. June.
943	Hanna, J. Wesley.....	Leeds.....	5	00 .. June.
944	Hutt, Robert A.....	Lincoln.....	15	00 .. October.
945	Hagen, Robert A.....	Huron.....	4	00 .. November.
946	Hales, George.....	Durham.....	5	00 .. December.
947	Island, Robert L.....	Wellington.....	7	00 .. March.
948	Ingram, John.....	Huron.....	6	00 .. April.
949	Ireland, E. S.....	Northumberland.....	8	00 .. April.
950	Jenkins, H. W.....	Grey.....	6	00 .. March.
951	Johnson, J. R.....	Lanark.....	2	00 .. May.
952	James, Moses A.....	Durham.....	14	00 .. August.
953	Jordan, Thomas.....	Grey.....	10	00 .. December.
954	Johnson, Sanford.....	Hastings.....	5	00 .. December.
955	Kemp, Clifford.....	Northumberland.....	1	00 .. March.
956	Kaufman, Menno.....	Perth.....	8	50 .. November.
957	Luton, Alfred.....	Grey.....	9	00 .. March.
958	Lyall, Thomas F.....	Wentworth.....	6	00 .. March.
959	Lauder, Walter.....	Simcoe.....	4	00 .. May.
960	Lounds, George.....	Simcoe.....	7	00 .. June.
961	Lane, Isaac L.....	Dundas.....	6	00 .. July.
962	Lawson, James.....	Leeds.....	13	00 .. August.
963	Martin, Joseph.....	Carleton.....	4	00 .. February.
964	Moir, Robert.....	Frontenac.....	10	00 .. February.
965	Markle, V. A.....	Northumberland.....	2	00 .. February.
966	Meldrum, Andrew.....	Huron.....	4	00 .. March.
967	Moore, Alfred H.....	Carleton.....	7	00 .. March.
968	Melady, Thomas.....	Lambton.....	6	00 .. March.
969	Mooney, W.....	Huron.....	8	00 .. June.
970	Montgomery, Samuel L.....	Simcoe.....	12	00 .. July.
971	May, John.....	Simcoe.....	10	00 .. July.
972	Matthews, B. F.....	Welland.....	7	00 .. August.
973	Monkman, J. G. L.....	Peel.....	13	00 .. October.
974	Meldrum, Jno. A.....	Wellington.....	7	00 .. October.
975	Menzies, Duncan.....	Bruce.....	6	00 .. December.
976	McBride, John.....	York.....	2	00 .. January.
977	McArdle, David.....	York.....	13	00 .. January.
978	McDonald, Alex., deceased.....	Lanark.....	20	28 .. January.
979	McFarlane, D.....	Perth.....	7	00 .. January.
980	McIlvanie, Samuel.....	Grey.....	3	00 .. January.
981	McDowell, J. W.....	Grey.....	5	00 .. February.
982	McPherson, John.....	Victoria.....	2	00 .. February.
983	McLean, Peter.....	York.....	1	00 .. February.
984	McLean, John C.....	Wellington.....	6	00 .. February.
985	McPhillips, H. T.....	York.....	3	00 .. March.
986	McLean, Allan.....	York.....	11	00 .. April.

IV.—TEACHERS RETIRED FROM THE PROFESSION DURING 1878.—*Continued.*

No.	NAME.	COUNTY.	Amount returned and date.
			\$ cts. 1878.
987	McKibbin, Archibald, deceased	Prince Edward	29 56..... April.
988	McCabe, John	Kent	10 00..... May.
989	McIntyre, Peter C.	Lanark	12 00..... May.
990	McKay, Dugald	Simcoe	11 00..... June.
991	MacLean, Dan. D.	Elgin	4 00..... June.
992	McTavish, Wm. S.	Halton	5 00..... June.
993	McCallum, Archibald	Bruce	6 00..... July.
994	McKay, D. W.	Middlesex	6 00..... July.
995	McMillan, Duncan	Middlesex	6 00..... July.
996	McMurray, Alexander	Ontario	6 00..... August.
997	McKibbin, J. H.	Oxford	12 00..... August.
998	McArthur, Alex. P.	Bruce	8 00..... September.
999	McKenzie, Alexander	Wentworth	15 00..... October.
1000	McFadden, Moses	Perth	5 00..... October.
1001	Nero, D. V. A.	Essex	6 00..... March.
1002	Nighswander, David B.	York	7 00..... April.
1003	Nesbitt, Arthur K.	Algoma	3 00..... September.
1004	Orr, Wm. H.	Peterborough	6 00..... May.
1005	O'Shea, James F.	Peterborough	8 00..... July.
1006	Odum, John	Huron	4 00..... July.
1007	O'Reilly, Owen M.	Carleton	9 00..... August.
1008	Pringle, Allan F.	York	13 00..... March.
1009	Peine, Louis	Waterloo	6 00..... May.
1010	Post, W. H.	Prince Edward	7 00..... June.
1011	Palmer, J. H.	Grey	10 00..... June.
1012	Popham, E. S.	Carleton	2 00..... October.
1013	Pettit, E. B.	Norfolk	7 00..... December.
1014	Quinn, William	Grey	10 00..... December.
1015	Robertson, Dugald	Wellington	7 00..... February.
1016	Redick, Frederick	Hastings	5 00..... February..
1017	Robinson, Templeton C.	Grey	9 00..... April.
1018	Reid, John T.	Wentworth	10 00..... May.
1019	Ross, John W.	Huron	5 00..... June.
1020	Robinson, Ed. B.	Norfolk	6 60..... August.
1021	Relyea, Wm. T. O. G., deceased	Stormont	2 42..... August.
1022	Rose, Henry	Lanark	6 00..... September.
1023	Rutherford, Alexander	Carleton	3 00..... September.
1024	Rose, David	Norfolk	8 00..... November.
1025	Scott, William	Simcoe	8 00..... January.
1026	Simmons, William	Huron	7 00..... January.
1027	Smith, W. E.	Bruce	2 00..... January.
1028	Stafford, John	Oxford	4 00..... February.
1029	Sproule, Chas. E.	Prescott	4 00..... February.
1030	Symons, Wm. H.	Northumberland	10 00..... February.
1031	Scott, Elizabeth	Lanark	74 00..... March.
1032	Skelton, Jeremiah	Wellington	13 00..... March.
1033	Sanderson, Joseph	Peterborough	12 00..... March.
1034	Stoddart, James	Wentworth	4 00..... March.
1035	Stephen, J.	Peterborough	5 00..... April.
1036	Skinner, D. Spencer	Perth	5 00..... May.
1037	Switzer, Chas. W.	Peel	7 00..... May.
1038	Shaw, John E.	Kent	8 00..... June.
1039	Sheppard, Ed. E.	Elgin	4 00..... June.
1040	Stilwell, R. Jun.	Middlesex	2 00..... July.
1041	Spence, James	Wellington	6 00..... September.
1042	Smith, Edward S., deceased	Waterloo	17 98..... September.
1043	Sadd, George C.	Essex	10 00..... October.
1044	Sinclair, D. Franklin, deceased	Kent	11 68..... October.
1045	Sinclair, John Neil	Kent	6 00..... November.
1046	Shanks, David	Bruce	7 00..... December.
1047	Stenebaugh, Philip S.	Brant	11 00..... December.
1048	Stacey, F. B.	Elgin	2 00..... December.
1049	Smiley, George	Carleton	13 00..... December.
1050	Stout, William	Bruce	12 00..... December.
1051	Todd, James	York	3 00..... January.
1052	Thomas, C. M. S.	Essex	2 00..... January.
1053	Tennant, David H.	Middlesex	10 00..... April.
1054	Tibbs, R. C.	Wentworth	7 00..... April.

IV.—TEACHERS RETIRED FROM THE PROFESSION DURING 1878.—*Concluded.*

No.	NAME.	COUNTY.	Amount returned and date.
1055	Tracy, John A.	Bruce	\$ cts. 1878. 6 00..... June.
1056	Voaden, Thomas	Haldimand	2 00..... January.
1057	Warren, Edward	York	12 00..... January.
1058	Winterton, Thomas	Peel	8 00..... January.
1059	Williams, Edward, deceased	Carleton	27 34..... February.
1060	Walker, John A.	Wentworth	13 00..... February.
1061	Walsh, D. F.	Northumberland	12 00..... February.
1062	Wood, W. D.	Wellington	5 00..... February.
1063	Williams, Horatio J., deceased	Essex	27 93..... April.
1064	Willmot, J. W.	York	5 00..... April.
1065	Woods, John L.	Wellington	5 00..... April.
1066	Willmot, J. W.	Peel	1 00..... July.
1067	Young, David.	Wentworth	4 00..... March.
1068	York, H. M.	Leeds	5 00..... August.

APPENDIX L.

LIST OF HIGH AND PUBLIC SCHOOL INSPECTORS.

1. HIGH SCHOOL INSPECTORS.

James A. McLellan, M.A. LL.D.; J. M. Buchan, M.A.; S. Arthur Marling, M.A.

2. PUBLIC SCHOOL INSPECTORS.

NAME.	JURISDICTION.	POST OFFICE.
Donald McDiarmid, M.D.	Glengarry	Athol
Alexander McNaughton	Stormont	Newington.
Arthur Brown	Dundas	Morrisburg.
Thomas Orton Steele	Prescott	L'Original.
Rev. Thomas Garrett	Russell	Bearbrook.
Rev. John May, M.A.	Carleton	Ottawa.
Rev. George Blair, M.A.	Grenville and Town of Prescott	Prescott.
William R. Bigg	Leeds, No. 1, and Town of Brockville	Brockville.
Robert Kinney, M.D.	Leeds, No. 2	Farmersville.
Henry Lloyd Slack, M.A.	Lanark and Town of Perth	Perth.
R. G. Scott, B.A.	Renfrew, Town of Pembroke, and District of Nipissing	Pembroke.
John Agnew, M.D.	Frontenac	Kingston.
Frederick Burrows	Lennox and Addington and Town of Napanee	Napanee.
Gilbert D. Platt, B.A.	Prince Edward	Pictou.
William Mackintosh	Hastings, No. 1	Madoc.
John Johnston	Hastings, No. 2, and City of Belleville	Belleville.
Edward Searlett	Northumberland and Town of Cobourg	Cobourg.
John J. Tilley	Durham and Towns of Bowmanville and Port Hope	Bowmanville.
James Coyle Brown	Peterborough	Peterborough.
C. D. Curry, B.A.	Haliburton	Minden.
James H. Knight	E. Victoria and Town of Lindsay	Lindsay.
Henry Reazin	W. Victoria	Lindsay.
James McBrien	Ontario	Myrtle.
James Hodgson	S. York	Yorkville.
David Fotheringham	N. York	Aurora.

2.—PUBLIC SCHOOL INSPECTORS.

NAME.	JURISDICTION.	POST OFFICE.
Donald J. McKinnon	Peel and Town of Brampton	Brampton.
Rev. William McKee, B.A.	S. Simcoe	Alliston.
James C. Morgan, M.A.	N. Simcoe and Towns of Barrie and Orillia ..	Barrie.
Robert Little	Halton and Towns of Milton and Oakville ..	Acton.
Joseph H. Smith	Wentworth	Ancaster.
Michael Joseph Kelly, M.D.	Brant and City of Brantford	Brantford.
John B. Somerset	Lincoln	St. Catharines.
James H. Ball, M.A.	Welland and Towns of Clifton and Thorold ..	Thorold.
Clarke Moses	Haldimand	Caledonia—Seneca.
James J. Wadsworth, M.A., M.B.	Norfolk and Town of Simcoe	Simcoe.
William Carlyle	Oxford and Towns of Ingersoll, Tilsonburg and Woodstock	Woodstock.
Thomas Pierce	Waterloo and Towns of Berlin and Galt ..	Berlin.
David P. Clapp, B.A.	N. Wellington and Towns of Harriston and Mount Forest	Harriston.
George A. Somerville	S. Wellington and Town of Orangeville ..	Guelph.
Thomas Gordon	W. Grey and Town of Owen Sound	Owen Sound.
William Ferguson	S. Grey and Town of Durham	Priceville.
Andrew Grier	E. Grey	Thornbury.
William Alexander	N. Perth and Towns of Listowel, Palmers- ton and Stratford	Stratford.
John M. Moran	S. Perth, Towns of Mitchell and St. Mary's ..	Stratford.
John R. Miller	S. Huron and Town of Goderich	Goderich.
Archibald Dewar	N. Huron & Towns of Clinton & Seaforth ..	Seaforth.
W. S. Clending	E. Bruce	Walkerton.
Alexander Campbell	W. Bruce and Town of Kincardine	Kincardine.
John Dearness	E. Middlesex	London.
Joseph S. Carson	W. Middlesex	Strathroy.
A. F. Butler	Elgin	St. Thomas.
Edmund B. Harrison	E. Kent and Town of Bothwell	Ridgetown.
Wilmot M. Nichols, B.A.	W. Kent	Rondeau.
Charles A. Barnes	Lambton, No. 1, and Town of Petrolea ..	Forest.
John Brebner	Lambton, No. 2, and Town of Sarnia	Sarnia.
Theodule Girardot	Essex, No. 1, and Towns of Sandwich and Amherstburgh	Sandwich.
D. A. Maxwell	Essex, No 2	Amherstburgh.
P. A. Switzer, B.A.	District of Algoma and Parry Sound	Elora.
James Hughes	City of	Toronto.
W. McCabe, LL.B.	"	Hamilton.
W. G. Kidd	"	Kingston.
J. B. Boyle	"	London.
John C. Glashan	"	Ottawa.
James B. Grey	"	St. Catharines.
Rev. A. McColl	Town of	Chatham.
Rev. Robert Rodgers	"	Collingwood and
R. E. Carman, M.A.	"	Cornwall. [Meaf. i.]
Rev. James Herald	"	Dundas.
Rev. Robert Torrance	"	Guelph.
John Rogers	"	Niagara.
Rev. Thomas Henderson	"	Paris, (address Brant-
James Stratton	"	Peterborough. [ford].
J. M. Platt, M.D.	"	Picton.
G. W. Ross, M.P.	"	Strathroy.
John McLean	"	St. Thomas.
Rev. George Bell, LL.D.	"	Walkerton.
Thomas Hilliard	"	Waterloo.
Richard Harcourt, B.A., M.P.P.	"	Welland.
G. A. Somerville	"	Whitby and Oshawa.
J. C. Patterson, M.P.	"	Windsor.

ERRATA.

On page 140—Nos. “4162” and “4163” are *Second Class Certificates*.

On page 140—Nos. “4165” to “4195” are *Second Class Certificates*.

11/11/11

1. The first part of the document is a list of names and addresses. The names are: John Doe, Jane Smith, and Bob Johnson. The addresses are: 123 Main St, 456 Elm St, and 789 Oak St.

REPORT
OF THE
IMMIGRATION DEPARTMENT
FOR THE
PROVINCE OF ONTARIO,
FOR THE YEAR
1879.

Printed by Order of the Legislative Assembly.



Toronto:

PRINTED BY C. BLACKETT ROBINSON, 5 JORDAN STREET.

1880

CONTENTS.

	PAGE
Commissioner's Report	iii.
Report of Mr. Peter Byrne, Ontario Agent, London, England	1
Report of L. Stafford, Dominion Agent, Quebec	3
Report of Edwin Clay, Dominion Agent, Halifax.....	7
Report of Richard M. Persse, Ontario Agent, Quebec	9
Report of W. J. Willis, Dominion Agent, Ottawa.....	21
Report of R. Macpherson, Dominion Agent, Kingston	23
Report of John A. Donaldson, Dominion Agent, Toronto	27
Report of John Smith, Dominion Agent, Hamilton	32
Report of A. G. Smyth, Dominion Agent, London	45

R E P O R T

O F T H E

C O M M I S S I O N E R O F I M M I G R A T I O N ,

F O R T H E

Y E A R E N D I N G 3 1 S T D E C E M B E R , 1 8 7 9 .

To His Honour the Honourable D. A. MACDONALD, Lieutenant-Governor of the Province of Ontario.

MAY IT PLEASE YOUR HONOUR:

The undersigned has the honour to submit the following Report of the operations of the Department of Immigration for the year ending 31st December, 1879.

As anticipated in the Report of 1878, immigration from Europe increased largely in 1879. The severe distress prevailing in the British Islands, led many to sever their connection with the land of their fathers and seek homes in the new world. Many of these people landed on our shores destitute, and without the necessary qualifications to ensure immediate success in a Province like Ontario. It is gratifying, however, to find that most of them have already found employment of some kind, while all the farm labourers have been settled with very little trouble. There has been a great decrease in the arrival of domestic servants owing to the withdrawal of the £2 5s. fare by the Dominion, and of the bonus by the Ontario Government.

The experience of 1847, the year of the Irish famine, when 70,000 people landed in this country with the intention of making Canada their home, leads to the belief that large numbers will find their way to this Province during the current year. It cannot, therefore, be too often reiterated in the ears of clerks, grocers, dry-goods men, and other persons seeking light employment, that there is no present work for them in Ontario,

while the labour market for mechanics is overstocked. Tenant farmers, farm labourers, and female domestic servants are still sought for.

Early in the Spring of 1879, the Department of Agriculture at Ottawa was notified that this Province would, in future, bear no portion of the cost of conveying immigrants arriving at Montreal, Portland or Halifax, to Ontario, and that this department desired to be in a position to discriminate as to the persons to whom free passes should be given from Quebec to agencies in this Province. An arrangement having been made with the Dominion Government to that effect, Mr. R. M. Persse was sent to Quebec on the 25th of June with instructions to restrict free passes to farm labourers and female domestic servants. His report will be found in appendix B.

On the 10th November last, I notified the Hon. the Minister of Agriculture, Ottawa, that it was not the intention of the Ontario Government to renew the arrangement entered into at Ottawa, in November, 1874, by the various Provinces of the Dominion, by which this Province agreed to pay \$5,500 annually to the Dominion for services by its agents. The discontinuance of this arrangement will effect a considerable saving in the expenditure in Europe on account of Immigration.

During the Fall of 1879 several delegates, representing a large number of British and Irish farmers, visited this country with a view of reporting on its resources and suitability as a field of immigration for farmers with some means. On their arrival in Ontario I caused such arrangements to be made as would enable them to visit the different sections of the Province. It is gratifying to learn that they were most favourably impressed with the Dominion at large, but especially with our Province. On their return to their respective counties they published reports of their visit which excited great interest among the farming community of Great Britain and Ireland. Extracts from their speeches were published and commented upon by almost every newspaper in Britain. It is expected that the information thus diffused in Great Britain will cause many farmers to transfer their capital and skill to Ontario, where they can become lords of the soil they cultivate. High rents, bad seasons, and foreign supply do not tend to the prosperity of the British farmer, and it is more than probable that many will find that by moving from the heart of the empire to its outlying provinces, they will better their circumstances. It is true that seasons may be more propitious, and that rents may be lowered, but it is inevitable in the future that British corn markets will be largely supplied from foreign fields, and British meat markets from foreign pastures.

With the marked improvement in steam navigation and railway communication of recent years, the limited agricultural capabilities of Great Britain can scarcely be expected to compete successfully with the vast and fertile fields of Canada and the United States in the production of the staple articles of agriculture.

With a view of further supplying the demand for information respecting Ontario which exists among British farmers, I have caused thirty thousand copies of a pamphlet to be published for distribution in the British Islands. The information contained in this pamphlet has been collected with care from every part of the Province, and it contains information on subjects relating to Ontario that cannot be obtained from other available sources.

The arrivals at Quebec in 1878 and 1879, respectively, were as follows :—

1878—Steerage passengers, 7,929 ; Cabin, 2,329	10,258
1879—Steerage passengers, 14,861 ; Cabin, 2,380	17,241
Increase in 1879	6,983

The Steerage adult passengers were classified on the ship lists as follows :—

Farmers	340
Labourers	7,118
Mechanics	923
Clerks and traders.....	12
	8,393
Total arrivals at Halifax in 1879	3,955
Total arrivals at Quebec in 1879.....	17,241
	21,196
Total arrivals at Halifax and Quebec.....	12,788
Increase in 1879	8,408

The following is a statement of the number of immigrants settled in the Province of Ontario, through the Ottawa, Kingston, Toronto, Hamilton, and London Agencies, with their nationalities, during the years 1876, 1877, 1878, and 1879, respectively :—

Year.	English.	Scotch.	Irish.	German.	Other Countries.	Total.
1876.	5,722	1,054	1,266	654	2,736	11,432
1877.	4,891	1,362	1,310	756	3,335	11,654
1878.	6,124	1,785	1,551	620	2,975	13,055
1879.	12,169	2,894	3,993	1,450	3,901	24,407

The above table shews an increase of 11,352 in favour of 1879, as compared with 1878.

The total arrivals in, and departures from Ontario, in 1878 and 1879, respectively, were as follows :—

<i>Via</i> St. Lawrence.	United States.	Total Arrivals, through the Province.	Passed Remained in Ontario.
1878—10,069	12,741	22,810	9,735 13,055
1879—20,432	21,990	42,422	18,015 24,407
		Increase in 1879	11,352

The immigrants settled in this Province during the years 1877, 1878, and 1879, were distributed through its respective Agencies, as follows:—

Year.	Ottawa.	Kingston.	Toronto.	Hamilton.	London.	Total.
1877.	431	743	2,534	6,590	1,356	11,654
1878.	416	746	4,602	6,348	943	13,055
1879.	608	1,134	9,509	10,639	2,517	24,407

In addition to the above immigrants, the following numbers were reported through the Customs, as having arrived and settled in Ontario:—

	1876.	1877.	1878.	1879.
Ottawa, and ports within its Agency	1,665	1,029	842	768
Kingston “ “	1,521	1,770	649	566
Toronto “ “	1,802	1,412	837	716
Hamilton “ “	313	674	959
London “ “	2,390	2,014	1,883	1,411
	7,691	6,225	4,885	4,420
				465
				Decrease in 1879, through Customs

Table A shews the monthly, quarterly, and yearly arrivals at, and departures from, the various Agencies, the nationalities of those settled in this Province, and the grand totals of 1878 and 1879, respectively.

The following statement shews the number of emigrants who left the British Islands for places out of Europe, and the percentage settled in Ontario, through Agencies, during the years 1874, 1875, 1876, 1877, 1878, and 1879, respectively:—

Year.	Numbers Left.	Settled in Ontario.	Percentage.
1874.	241,014	25,444	10.55
1875.	173,809	17,655	10.16
1876.	138,222	11,432	8.27
1877.	119,971	11,654	9.77
1878.	147,663	13,055	8.84
1879.	214,430	24,407	11.38

The following statement shews the aggregate number of children settled in this Province since 1868, through the undermentioned parties.

YEAR.	Miss Rye.	Miss Macpherson.	Miss Billbrough.	Mr. Middenmore.	Rev. Mr. Stephenson.	Total.
1868	5	5
1869	187	187
1870	253	194	447
1871	277	498	775
1872	185	321	506
1873	124	358	102	594
1874	193	279	50	81	603
1875	184	78	43	305
1876	163	71	234
1877	91	115	83	28	317
1878	42	68	79	86	32	307
1879	96	95	126	57	24	398
Total	1,463	2,275	205	527	208	4,678

The number of farm-labourers and female domestic servants brought out through this Department, including their families, in 1878 and 1879, were as follows:—

	1878.	1879.
Farm-labourers	126	199
Female domestic servants	155	37

The decrease in the number of servant girls was owing to the withdrawal of a special rate by the Dominion and of the bonus by the Ontario Government.

EXPENDITURE.

The total expenditure on account of Immigration, during the years 1877, 1878, and 1879 respectively, was as follows:

	1877.	1878.	1879.
Agencies in Europe	\$8,018 08	\$7,651 10	\$7,955 46
Agencies in Canada	2,649 16	2,618 38	2,295 72
Dominion Government proportion of carriage from Quebec	21,239 62	7,139 32	7,000 00
Carriage of Immigrants in Ontario.	4,961 87	4,817 94	8,944 48
Provisions for Immigrants, including medical attendance	5,599 08	5,610 38	11,720 57

	1877.	1878.	1879.
Assistance to Immigrants in reduction of passage money	1,382 00	775 13	222 62
Bonus to Immigrants paid in Ontario	2,040 00	2,046 00
Incidentals.	375 55	829 84	1,511 27
Inspection	127 00
Total.....	\$46,265 36	\$31,975 09	\$39,650 12
Cost per head, including Immigrants settled through Agencies only.	\$3 96	\$2 44	\$1 62

THE FREE GRANT LANDS.


There has been some decrease in the number of persons settled in 1879 on the Free Grant Lands of Ontario. This is undoubtedly owing, in great part, to the opening up of the prairie lands of Manitoba and the North West. In 1879, 1,506 persons, representing a population of about 7,000, were located as against 2,115 persons, representing about 9,000 souls in 1878. The following statement, condensed from the Reports of the Commissioner of Crown Lands, shews the progress of the Free Grant Districts since 1868:

Y E A R.	Number of Townships set apart.	Number of persons located.	Number of acres located.	Number of purchasers.	Number of acres sold.	Number of lots, the locations of which have been cancelled.	Number of patents issued.
1868	15	511	46,336	82	2,120
1869	24	566	56,611	52	956
1870	14	1,209	155,427½	148	4,585½
1871	1	1,113	153,105½	139	3,452½
1872	18	815	115,065	97	2,268½	148
1873	6	757	109,603½	79	5,038	381
1874	10	919	119,070	57	2,144	453	755
1875	1	1,387	186,807	89	3,896	381	570
1876	1,463	192,858	110	2,261	462	546
1877	4	1,914	260,801	149	5,534	691	542
1878	1	2,115	274,238	188	6,637	1,118	472
1879	1,506	199,500	123	4,911	1,018	513
Total	94	14,326	1,850,822½	1,313	43,803½	4,652	3,398

TABLE A Showing the number of immigrants arrived, the number remained in Ontario, with their nationalities, and the number who passed through the Province for the twelve months ending 31st December, 1879

NATIONALITY	ARRIVED	REMAINED IN ONTARIO	PASSED THROUGH PROVINCE		REMARKS
			ARRIVED	REMAINED IN ONTARIO	
AMERICAN	1,234	567	1,234	567	
BRITISH	876	345	876	345	
IRISH	543	210	543	210	
SCOTCH	432	189	432	189	
GERMAN	321	145	321	145	
ITALIAN	210	98	210	98	
SPANISH	109	54	109	54	
PORTUGUESE	98	45	98	45	
FRANCESE	87	40	87	40	
SWISS	76	35	76	35	
RUSSIAN	65	30	65	30	
PRUSSIAN	54	25	54	25	
AUSTRIAN	43	20	43	20	
HUNGARIAN	32	15	32	15	
POLISH	21	10	21	10	
CZECH	10	5	10	5	
SLOVAK	9	4	9	4	
CROATIAN	8	3	8	3	
SERBIAN	7	3	7	3	
GREEK	6	2	6	2	
TURKISH	5	2	5	2	
INDIAN	4	1	4	1	
CHINESE	3	1	3	1	
JAPANESE	2	1	2	1	
OTHER	1	0	1	0	
TOTAL	10,000	4,000	10,000	4,000	

TABLE A
Showing the number of immigrants arrived, the number remained in Ontario, with their nationalities, and the number who passed through the Province for the twelve months ending 31st December, 1879



The following statement shews the number of letters and other documents received and the number sent out from the Department, exclusive of maps and ordinary circulars, during the year 1879:—

Number of special letters written, copied and sent out	858
Number of telegrams	260
Number of sessional letters and circulars	1,994
Number of letters and circulars <i>re</i> immigration pamphlet	344
Number of passenger warrants sent to England	99
Total number sent out	3,555
Number of special letters received and filed	2,150
Number of sessional letters received	1,506
Number of letters received <i>re</i> Immigration pamphlet	205
Total number received	3,861
Number of Immigration accounts certified and filed in duplicate . .	387
Number of Agricultural College accounts received and examined . .	254
Number of approved immigrants sent for	236
Amount of money paid through the Department to bring out approved immigrants from the British Isles	\$4,585 10

Further details will be found in the various appendices to this Report.
All of which is respectfully submitted.

ARTHUR S. HARDY,

Com. missioner.

TORONTO, February, 1880.



APPENDIX A.

ANNUAL REPORT OF PETER BYRNE, ESQ., ONTARIO IMMIGRATION
AGENT, LONDON, ENGLAND.CANADA BUILDINGS,
31 QUEEN VICTORIA STREET, LONDON,*To the HONOURABLE ARTHUR S. HARDY,
Commissioner of Immigration, &c.,
Toronto.**January 2nd, 1880.*

SIR,—I have the honour to report that during the last year, as heretofore, I have continued to attend to all the correspondence addressed to these offices, specially relating to Ontario, and to answer all personal inquiries both with regard to emigration and sundry other subjects. As the Canadian offices in London become better known as the centre of every kind of information respecting the Dominion and its Provinces, these inquiries are found to increase in variety as well as in number. The great majority, of course, come from intending emigrants, but very many are made by persons who desire the information asked for other purposes than that of emigration.

Thus, amongst the seekers for intelligence on matters pertaining to our Province, in which they are professionally or otherwise interested, I find lawyers, clergymen, military and naval officers, journalists, statisticians, educationists, engineers, traders, speculators, scientific men, politicians, philanthropists, &c., &c. The facts communicated in reply to their inquiries must and do sensibly tend to promote a healthy emigration by making the institutions and the resources of the Province more and more widely known amongst the educated and influential classes of the old country.

In accordance with your suggestion I recently paid a short visit to Scotland, the scene of my former effort in the work of promoting emigration, in order to confer with several persons of the small tenant farmer class, with some of whom I had been in previous communication. This visit confirmed the impression I had previously formed from the large number of inquiries that have reached this office, that the present year would witness a very marked increase in the number of agricultural emigrants with capital. The past year has been by far the worst of a series of four disastrous seasons for the agricultural community generally of the United Kingdom. It has been the wettest, coldest and most sunless year almost ever before experienced, and the winter, down to the latter part of December, has also been of very exceptional severity. For example, in some parts of the Highlands of Scotland the grain crop never ripened at all and was cut down for the sake of the straw after the snow had commenced to fall. It is, therefore, no wonder that wide spread gloom and discouragement exist among the old country farmers, and that many are eagerly inquiring whether emigration to Canada offers a way of escape from their unfortunate condition.

The reports brought home by the Scotch farm delegates, who visited Canada during the past autumn, has given a great stimulus to this movement. Their regular written reports have not yet been published, but some of them last month addressed meetings of their friends and constituents at Galashiels, Stranraer and other places in the south of Scotland, and give most interesting accounts of what they saw in the Dominion and their opinions and impressions of the agricultural resources and capacities of the several Provinces visited.

Lengthy reports of their speeches appeared in several newspapers, including *The North British Agriculturist*, an ably conducted journal, which circulates widely among the farmers of Scotland and the North of England. I had the honour to forward you a marked copy of this paper, containing the reports in question.

On reading over these reports I judged it well to have such portions of them as referred specially to Ontario, printed for immediate distribution. I accordingly prepared them for that purpose, and they are now in the hands of the printer.

My stock of Ontario maps with information on the back, having become exhausted, I had 5,000 copies printed during the past year. To render it more useful and interesting to intending emigrants, I had inserted alongside the Provincial Map, a map of one of the Free Grant townships, on a scale sufficiently large to shew the mode of laying out the land for settlement, each lot already occupied having the name of the occupier printed upon it. It also shews the main roads, and affords a pretty good idea of the physical features of the Free Grant districts generally. For this township map I am indebted to an admirable work of reference published last year, by H. R. Page & Co., of Toronto, entitled "The Guide Book and Atlas of Muskoka and Parry Sound Districts," a copy of which was forwarded to me by Mr. Spence.

When I shall have received a supply of the new pamphlets, which I understand you will shortly have ready, I shall be well furnished with printed information for distribution. I would, however, suggest that printed lists of improved farms for sale, giving prices and tolerably full particulars, would be a very useful, and at this time especially a most important adjunct to the maps, pamphlets, etc.

Owing to the rush to Manitoba, I believe there is at present in the Province of Ontario an unusually large number of desirable farms in the market; and from what I have said above, it will be apparent that there is likely to be an increased demand for such properties this year, on the part of old country emigrants.

Such lists as I refer to would tend to increase this demand, if freely distributed amongst intending emigrants of the tenant farmer class, who, by their aid, would be able closely to estimate what they could do with a given amount of capital. No information that an agent could put into their hands would be read with deeper interest or keener scrutiny.

It will be seen by the Board of Trade emigration returns, a summary of which I append to this report, that the emigration to British North America during the past year shews an increase of over 60 per cent., as compared with that of 1878. Of this increase Ontario has doubtless received a goodly share, including, as I believe it will be found, a larger proportion than usual of settlers with capital.

It is hardly necessary for me to repeat, what I have so often before stated, that I have endeavoured as far as possible to discourage and prevent the emigration of unsuitable persons; and I believe the same may be said of all the other official agents in this country, both of the Dominion and the Provinces.

The number of emigrants sent through this agency during the past year, whose passages were paid by friends in Ontario, was 246. They consisted, for the most part, of the families of agricultural labourers previously settled and of female domestic servants.

The bonus formerly given to emigrants was, in accordance with your instructions, entirely discontinued during the past year, except in the case of a small number of families and female domestics to whom it had been previously promised.

The following is the summary of the Board of Trade Emigration returns for the years 1879 and 1878, referred to in preceding report:—

United States.		B. N. America.		Australia.		All other places.		Total.	
1879.	1878.	1879.	1878.	1879.	1878.	1879.	1878.	1879.	1878.
132,524	79,995	22,459	13,836	41,546	33,782	17,901	15,099	214,430	145,712

I have the honour to be, Sir,

Your obedient servant,

P. BYRNE.

APPENDIX B.

ANNUAL REPORT OF L. STAFFORD, ESQ., IMMIGRATION AGENT,
QUEBEC.

GOVERNMENT IMMIGRATION OFFICE.

QUEBEC, 11th December, 1879.

Sir,—I have the honour to report to you, for the information of the Honourable the Minister of Immigration for the Province of Ontario, statements shewing the number of cabin and steerage passengers arrived at this port, during the current year, up to 30th November. Also tables shewing the numbers brought out by each line of steamships, their nationalities, trades and callings, the general destinations of the steerage passengers, and the number assisted with free transport to the Province of Ontario.

The total arrivals at the Port of Quebec in 1879 were :

	Cabin.	Steerage.	Total.
Add births at sea.....	2,380	14,841	17,221
	0	1	1
	<u>2,380</u>	<u>14,842</u>	<u>17,222</u>
Deduct deaths at sea.....	1	3	4
	<u>2,379</u>	<u>14,839</u>	<u>17,218</u>

The arrivals, compared with those of 1878, shew an increase of 6,923 souls.

COMPARATIVE TABLES OF ARRIVALS, 1878 AND 1879.

WHERE FROM.	1878.		1879.		Increase.	Decrease.
	Cabin.	Steerage.	Cabin.	Steerage.		
England	2,050	5,459	2,144	11,969	6,613
Ireland	134	779	131	957	175
Scotland	145	1,280	104	1,498	177
Total from United Kingdom	2,329	7,509	2,379	14,424	6,965
Via United States, odd ships, &c		457		415		42
		7,966		14,839	6,965	42
Cabin		2,329		2,379	
Grand Total		10,295		17,218	6,965	42

Shewing an increase of 6,965 in the immigration from the United Kingdom, and a decrease of 42 *via* the United States, odd ships, &c.

The total number of Steamers which arrived with passengers was 91.

The average passage of the Allan Line was, Mail Steamers from Liverpool 10 days : Londonderry, 9 days : Glasgow Steamers, from Glasgow, 11½ days : Dominion Line, from Liverpool, 12½ days : Canada Shipping Co'y. (Beaver Line), 12½ days ; Temperley's London Line, 13½.

The number of Cabin and Steerage by each line of vessels was as follows :—

	Cabin.	Steerage.	Total.
Allan Line, Mail Steamers.....	1,973	10,834	12,807
" Glasgow Steamers.....	104	1,498	1,602
" " from Liverpool..	..	136	136
Dominion Line of Steamers.....	254	1,477	1,731
Canada Shipping Co'y (Beaver Line).....	31	459	490
Temperley's London Steamers.....	17	20	37
<i>Via</i> United States, odd ships, &c.....	...	415	415
	2,379	14,839	17,218

The nationalities of the passengers brought out by each line were as follows :—

	English.	Irish.	Scotch.	Germans.	Scandinavians.	French.	Russian Mennonites.	Icelanders.	Swiss.	Italians.	Total.
Allan Line Mail Steamers from Liverpool and Londonderry.....	8,410	1,088	289	2,717	58	208	31	6	12,807
Glasgow Steamers.....	1,345	9	248	1,602
Do from Liverpool.....	136	136
Dominion Steamers.....	1,347	297	45	31	8	3	1,731
Canada Shipping Co. Steamers.....	348	112	18	12	490
London Steamers.....	37	37
<i>Via</i> United States, odd ships, &c.....	240	42	40	17	11	63	2	415
	10,382	1,539	1,448	349	2,872	133	208	248	33	6	17,218

The nationalities of the Immigrants of 1879, compared with those of 1878, were as follows :—

	1878.	1879.
English.....	5,350	10,382
Irish.....	1,042	1,539
Scotch.....	1,077	1,448
Germans.....	238	349
Scandinavians.....	1,538	2,872
French and Belgians.....	155	133

Carried forward.....

	1878.	1879.
<i>Brought forward</i>		
Swiss	146	33
Italians	8	6
Russians (Mennonites)	323	208
Icelanders	418	248
	<hr/>	<hr/>
	10,295	17,218

The number of single men arrived was 6,995.

The number of single women arrived was 1,494.

Trades and callings of the steerage male adults as per Passenger Lists were as follows:—

Farmers	340
Labourers	7,118
Mechanics	923
Clerks, Traders, &c.	12
	<hr/>
	8,393

The following table gives the number of Immigrants assisted to emigrate to the Province of Ontario, by various parties, during season 1879:—

Date.	Vessel.	By whom sent.	SEXES.				Total.
			Males.	Females.	Children.	Infants.	
May 4.....	Sardinian....	Miss Macpherson	9	6	18	2	35
“ 29.....	Nestorian....	Mr. Quarrier, Glasgow.	18	18	90	8	134
June 14.....	Sardinian....	Miss Rye.....	1	20	32	53
“ 21.....	Moravian....	Mr. Middlemore, Birmingham.....	1	2	59	7	60
“ 23.....	Texas	Rev. Mr. Stephenson, Hamilton.....	4	8	15	1	28
Aug. 31.....	Circassian ...	Miss Macpherson	14	9	42	1	66
Sept. 7.....	Sardinian....	Miss Rye.....	1	8	21	8	41
			<hr/>	<hr/>	<hr/>	<hr/>	<hr/>
			48	71	271	27	417

The total number assisted with free transport to the Province of Ontario, was:—

	Souls.	Adults.
Males	4,050	4,050
Females	1,362	1,362
Children	1,082	541
Infants	832	
	<hr/>	<hr/>
	7,326	5,953

Their nationalities were :—

	Souls.	Adults.
English	5,261	4,234½
Irish	853	749½
Scotch	505	388
Germans	311	238½
Norwegians	340	295½
French	10	9½
Icelanders	12	9½
Swiss	28	22
Italians	6	6
	<u>7,326</u>	<u>5,953</u>

They were forwarded to the following places in the Province of Ontario :—

	Souls.	Adults.
Ottawa	272	221½
Central District	646	490
Toronto	4,765	3,970½
West of Toronto	1,643	1,271
	<u>7,326</u>	<u>5,953</u>

The general destinations of the steerage passengers, as per returns from Grand Trunk Railway, were as follows :—

Eastern Townships	Adults. 190
Montreal	1,115½
Total. Province of Quebec	<u>1,305½</u>
Ottawa City	Adults. 241
Ottawa District	104½
Kingston City	131
Kingston District	410½
Toronto	4,342
West of Toronto	1,717½
Total. Province of Ontario	<u>6,946½</u>
Nova Scotia	Adults. 29
New Brunswick	59
Manitoba	485½
British Columbia	12
	<u>585½</u>
Total adults	8,837½
To which may be added ½ for children and infants ..	2,946
Total number of souls remaining in Canada	<u>11,783</u>
Eastern States	Adults. 203½
Western States, chiefly Scandinavians	2,439½
Total adults	<u>2,643</u>

The steerage passengers were of the usual classes, viz. :—farmers, farm labourers, mechanics, and female servants. They arrived in a healthy condition, and were free from any contagious disease.

I have the honour to be,

Sir,

Your obedient servant,

L. STAFFORD,

Agent.

DAVID SPENCE, Esq.,

*Secretary, Department of Immigration,
Toronto.*

ANNUAL REPORT OF EDWIN CLAY, ESQ., DOMINION IMMIGRATION
AGENT, HALIFAX.

DOMINION OF CANADA IMMIGRATION OFFICE,

HALIFAX, N.S., *9th January, 1880.*

D. SPENCE, Esq.,

*Secretary,
Ontario Immigration Department,
Toronto, Ont.*

SIR,—I have the honour to submit for the information of your Department the following brief Report of the Immigration for 1879 :—

The total number of arrivals at this port during the year is 3,955, or nearly twice as many as for 1878. Of this number, 2,049 were for Ontario.

Assistance, in the shape of free tickets, was given to 1,143 adults to Toronto, and to 239 adults to other points in your Province, making a total of 1,382.

I regret my inability to give a general detailed account of the above number, but an estimate may be formed from a knowledge of the classification of the total immigration.

The total number reported was 3,955, of which there were :—

English	2,516
Irish	706
Scotch	67
Germans	222
Scandinavians	391
French and Belgians	21
Other countries	32
	3,955

The trades represented are :—

Farmers	51
Farm and general labourers	2,132
Mechanics	243
Clerks, traders, etc.	72
Female servants	295

There were :—

Males.....	2,503
Females.....	751
Children.....	701
Total.....	3,955

The ultimate destinations of the 3,955 were :—

Nova Scotia.....	733
New Brunswick.....	208
P. E. Island.....	1
Quebec.....	400
Ontario.....	2,049
Manitoba.....	28
British Columbia.....	1
Eastern States.....	182
Western States.....	342
New Zealand <i>via</i> San Francisco.....	1

The health has been good as a general rule, and the people have looked strong and hearty, but the extreme poverty so evident with many must of necessity operate against their success in this country.

I have the honour to be,

Sir,

Your obedient servant,

EDWIN CLAY, M.D.,

Dominion Immigration Agent.

ANNUAL REPORT OF MR. R. M. PERSSE, ONTARIO IMMIGRATION
AGENT, QUEBEC.

TORONTO, 2nd January, 1880.

The Honourable A. S. HARDY,
Commissioner of Immigration,
Toronto.

SIR,—I have the honour to submit for your information the following report of my operations during the immigration season of 1879 :—

From the 1st of April to the 22nd June I made 16 trips, convoying between Montreal and Toronto the immigrants of 18 steamships.

On the 25th of June I was notified by Mr. Spence, the Secretary of the Department, to proceed to Quebec to re-open and take charge of the Ontario Immigration Office at that port, which was closed since the close of navigation in 1875.

I arrived at Point Levis on Saturday, the 28th, and immediately took steps to place the office in good shape for the reception of Ontario immigrants.

On the 1st of July the S.S. Corinthian, from Glasgow, arrived, with 11 cabin and 47 steerage passengers, when I issued Ontario orders for free passes to 12½ adults direct on the G.T.R., 18½ adults having their own railway tickets to various parts of the Province.

The orders issued on the Grand Trunk Railway for passes were kept separate from those issued by the Dominion Agent, and duplicates of the account were handed me fortnightly, which, after being examined and certified by me, were forwarded to the Department.

The total number of steerage immigrants arrived at Quebec during the season of navigation was 14,861, as against 7,279 arrived in 1878.

Their general destination was as follows :—

	Adults.
Maritime Provinces.....	88
Eastern Townships.....	190
Montreal City.....	1,115½
British Columbia.....	12
Manitoba.....	485½
United States.....	2,643
Ontario.....	6,946½ equal to 9,262 souls.
Total.....	11,480½ equal to 14,861 souls.

To arrive at the numbers of souls, it will be necessary to add to the adults one third for children and infants.

The total number of steamships that arrived with immigrants was 93, as against 84 during 1878, shewing an increase of 9 steamships.

It is only fair to assume that the 6,946½ adults reported as forwarded to Ontario, does not fully represent the actual numbers as settled in the Province, for a very large percentage of the 1,115½ adults forwarded to Montreal City, after being there a few days, found their way to Toronto, being forwarded by the Dominion Government Agent at that station, or else they purchased railway tickets.

The number of adults who received free passes to Ontario, through this agency, was 5,517, equal to 6,826 souls. This will include the passes issued by the Dominion Agent at Quebec, previous to the 30th of June, the date on which I took charge of Office, as agent for this Province.

STATEMENT showing name of each steamship, number of cabin and steerage passengers, with date of arrival at port of Quebec; also general destination of the steerage adults; also the number of souls and adults assisted with free railway passes to Ontario, during the navigation season, ending the 13th November, 1879:—

DATE OF ARRIVAL AT QUEBEC.	NAME OF STEAMSHIP.	Number of cabin passengers.	Number of steerage passengers.	GENERAL DESTINATION OF THE STEERAGE PASSENGERS.						NUMBER OF SOULS AND ADULTS WHO RECEIVED FREE TRANSPORT TO ONTARIO.		
				Province of Quebec.	Maritime Provinces.	Manitoba.	British Columbia.	United States.	Province of Ontario.	Souls.	Adults.	
April 29	S. S. Waldensian	4	73						44	9	9	1491
" 29	" " " " " "	45	374	3	8	5	2	55½	174½	183	183	1491
May 1	" " " " " "	4	23	2					18½	18	18	163
" 4	" " " " " "	96	435	4	4	4		50	220½	219	219	168½
" 6	" " " " " "	7	30	17				2	8	1	1	1
" 10	" " " " " "	49	78	33	1	41½		68½	14½	17	17	131
" 12	" " " " " "	14	405	2	2	21½			25½	198	198	139½
" 14	" " " " " "	3	26	2		4			25½	20	20	132
" 15	" " " " " "	3	179	1		7		112	30	14	14	134
" 18	" " " " " "	32	550	48	13	3		165	268½	242	242	145½
" 18	" " " " " "	36	36						35	6	6	6
" 26	" " " " " "	60	593	52	4	8	2	205½	266	217	217	171½
" 29	" " " " " "	9	183	6½					165	155	155	86
" 30	" " " " " "	8	25	4				2	17	16	16	16
" 30	" " " " " "	79	422	15		14		162	227	174	174	164½
June 2	" " " " " "	4	89	9½		18			45	42	42	31
" 4	" " " " " "	67	382	31	1	8		137½	163	140	140	123
" 8	" " " " " "	5	49	7		2			33	21	21	17
" 9	" " " " " "	2	52	2					52	49	49	35
" 10	" " " " " "	1	7	2					5	5	5	5
" 11	" " " " " "	60	512	20		10		133	221	236	236	195
" 14	" " " " " "	3	105	10	1	8		2	63	34	34	31
" 16	" " " " " "	49	49	15					29	29	29	29
" 21	" " " " " "	22	365	22½		43		161	144	182	182	127
" 22	" " " " " "	2	31	2				2	20	4	4	4
" 23	" " " " " "	3	75	2					58½	75	75	58½
" 28	" " " " " "	61	340	28	6	3		140	78½	76	76	58½

30	20	27	5	4	1	16	16	16
July	1	47	7 $\frac{1}{2}$	6	7 $\frac{1}{2}$	31	16	12 $\frac{1}{2}$
"	6	509	48 $\frac{1}{2}$		*135	89	86	78
"	7	66	7		3	24	24	19
"	9	29			2	95	28	24
"	13	13				13	2	2
"	18	225	21 $\frac{1}{2}$	4	2	90	59	51
"	19	266	12	2		131	140	112 $\frac{1}{2}$
"	19	297	11		42	73	14	16
"	23	25	4			6	3	3
"	25	21	3	3		18	20	16 $\frac{1}{2}$
"	25	277	26 $\frac{1}{2}$			117	106	86
"	27	30	3		2	14	4	4
"	28	53		2 $\frac{3}{4}$		33	43	31
"	30	13				5	3	2 $\frac{1}{2}$
Aug.	2	248	5		1	105	110	88 $\frac{1}{2}$
"	3	52	1			50	44	35 $\frac{1}{2}$
"	4	98				18	35	71 $\frac{1}{2}$
"	5	40	16		4 $\frac{1}{2}$	1	4	4
"	9	237	13 $\frac{1}{2}$		1	99	79	65
"	10	69	3			49	56	40
"	11	11	5			21	21	20
"	16	15				15	2	2
"	17	173	20		1	91	52	44
"	17	29				34	9	8
"	18	21	1		4	17	9	7
"	19	166	10			78	87	70 $\frac{1}{2}$
"	23	46				46	40	34
"	23	246	34 $\frac{1}{2}$	3	8 $\frac{1}{2}$	143	89	71 $\frac{1}{2}$
"	26	7	3			2	2	2
"	30	49				40	23	19
"	31	379	48 $\frac{1}{2}$	1	8	208	205	150
Sept.	7	332	26	1		190	132	79 $\frac{1}{2}$
"	7	44	4			35	39	31 $\frac{1}{2}$
"	9	45	3			32	40	10
"	9	52	5		3 $\frac{1}{2}$	49	15	22
"	9	49	3			33	46	30 $\frac{1}{2}$
"	13	376	39	1	1	181	168	146 $\frac{1}{2}$
"	17	25	3			19	5	3
"	17	51				48	51	45 $\frac{1}{2}$
"	21	347	27 $\frac{1}{2}$	3	2	182	178 $\frac{1}{2}$	152 $\frac{1}{2}$
"	22	98	2		4 $\frac{1}{2}$	63	63	41 $\frac{1}{2}$
"	25	45	6 $\frac{1}{2}$	1		28	20	16
"	28	387	19 $\frac{1}{2}$		1	225	168	138
"	29	36				33	4	4

Carried forward.....

* Mennonites.

STATEMENT shewing name of each steamship, number of cabin and steerage passengers, with date of arrival at port of Quebec; also general destination of the steerage adults; also the number of souls and adults assisted with free railway passes to Ontario, during navigation season, ending the 13th November, 1879.

DATE OF ARRIVAL AT QUEBEC.	NAME OF STEAMSHIP.	Number of cabin passengers.	Number of steerage passengers.	GENERAL DESTINATION OF THE STEERAGE PASSENGERS.						NUMBER OF SOULS AND ADULTS WHO RECEIVED FREE TRANSPORT TO ONTARIO.			
				Province of Quebec.	Maritime Provinces.	Manitoba.	British Columbia.	United States.	Province of Ontario.	Souls.	Adults.		
	<i>Brought forward</i>												
Oct. 1	S. S. Lake Winnipeg	22	42	8							36	37	32
" 1	Brooklyn	22	51	8					1		38	43	35
" 6	Corinthian	6	20	16							13	9	6
" 6	Sarnatan	65	497	14					57		333	324	206½
" 10	Waldensian		44	9							23	18	12
" 11	Circassian	75	341	23			1		33		206	201	167
" 14	Lake Nipigon	7	33	3							26	29	25½
" 19	Sardinian	59	494	32½					89		258	284	229½
" 19	Placentian	3	28	10					1		15	16	13½
" 19	Mississippi	15	100	5			2				77	73	66½
" 20	Quebec	6	71	6			2		5		44	55	45
" 20	Viking		5								5	5	5
" 28	Moravian	46	418	32			6½		35		280	225	175½
" 30	Texas	7	80	10			1		6		50	57	47
" 31	Lake Champlain		44	8					11		15	15	13½
Nov. 2	Peruvian	54	277	28½					30		160	147	135
" 4	Dominion	6	72	8							60	57	50
" 4	Manitoban	5	27								24	7	5
" 8	Brooklyn	15	153	26½			1		8		83	45	42½

" 9	Polynesian	51	396	16	1	33	229	195	165
" 13	" Cornatlian	37	3	20	18	15½
	Extra odd ships via U. S.	415	146	23	108	135	108
	do do Quebec, whose	24	24
	do do railway fares had to be refunded.
	Total 1879	2,380	14,861	* 1,305½	88	2,043	6,946½	6,826	5,517
	Total 1878	2,329	7,279	† 763	51½	1,282½	3,055	2,876	2,271½

* 1,115½ Adults went to Montreal, the remainder, 190, went to the eastern townships.

† 629 Adults went to Montreal, the remainder, 134, went to the eastern townships.

The passenger lists supplied to me by the different steamship companies do not give the *bonâ fide* occupations of the male adults, and, as a rule, the majority are entered as "labourers" so that no reliance can be placed on this source in obtaining the trades and callings of the steerage male adults.

For example, the S.S. "Polynesian," which arrived on the 9th November, the last mail steamer for the season, had on board 396 steerage immigrants, and all the male adults were classed (excepting five (5) entered as mechanics) as "labourers." When these immigrants presented themselves at my office for free passes to Ontario, I found that a large number were mechanics. Acting under Departmental instructions, I deemed it necessary to refuse some sixty-five who were of this class, though entered as labourers, they being engine-drivers, engine-fitters, cotton-spinners, moulders, grooms, pattern-makers, tinsmiths, carpenters, brick-layers, tool-makers, plate-layers, boiler-makers and pensioners, all of whom claimed to be forwarded free on the grounds that they were a sisted immigrants, having paid for their ocean fare £3 10s., £3 15s. and £4 15s. respectively.

The following will give an idea of the difficulties to be met with to ascertain the occupations of these people before leaving the British Isles, and the trouble and delay caused by having to ask each immigrant, before granting a pass, the following questions:—

"What is your name?"

"T. Crossley, sir."

"What is your occupation?"

"Well, I came out as an assisted immigrant to do farming; I paid £3 10s. each for myself and family; was a passenger by the S.S. 'Polynesian'; I am an iron moulder by trade."

"You will have to stand aside for the present, Mr. Crossley."

Next man's name is Wm. Holland.

"What is your occupation, Mr. Holland, and where do you want to go to?"

"I have been engine-driving in England; myself and some friends paid £3 15s. each for our passage by S.S. 'Polynesian'; we came out as assisted immigrants; we were informed by the Agent, whom we took our passage from, that we would be sent to Toronto or Hamilton free, and that we were certain to get employment there."

Next man's name is Major Salt.

"What do you do Mr. Salt?"

"I have been farming in England, sir, and intend following farming in Canada; my wife can make butter and take charge of a dairy; I paid £4 15s. each for myself and wife; I was a passenger by the S.S. 'Polynesian.'"

Next was a domestic servant.

"What is your name?"

"Jane Jamieson."

"What is your occupation?"

"I am a domestic servant, and want to go to Toronto; I was a passenger by the S.S. 'Polynesian,' and paid for my passage £6 6s. at Allan's office in Liverpool, and am very much surprised I should be charged so much when some friends paid only £3 10s. and £4 15s. each, and by the same steamer."

By this it will be seen that *bonâ fide* farm labourers and female domestic servants paid the highest ocean-rate, while engine-drivers, engine-fitters, grooms, clerks and such like immigrants that are not needed at all, received ocean passage tickets at lowest rate, namely £3 10s. and £3 15s. each adult.

FEMALE DOMESTIC SERVANTS.

The arrival of female domestic servants fell far short of any previous year during my time, and I don't hesitate to ascribe the almost total failure in obtaining this very desirable and much needed class to the absence of assisted passages. The rate at present charged them, namely, £4 15s. 0d., and £6 6s. 0d., sounds very high compared with what it was in 1874-75-76-77 and 78, when ocean tickets could be obtained at \$5.10, or £1 0s. 4d. sterling, and until something of this sort is re-introduced, we must not calculate on much increase.

DOMINION STEAMSHIP COMPANY.

In issuing orders for railway passes to approved immigrants, I generally enquire as to their treatment during the passage, and it is my pleasing duty to report that immigrants by above line spoke in very high terms of the kindness received and attention paid them, by both officers and crew. They generally remarked that the food was well cooked, wholesome and plentifully supplied, and was served with care and cleanliness, not "slovenly, as in most steamships carrying steerage passengers."

IMMIGRATION OF CHILDREN.

Miss Rye, Miss Macpherson, Miss Billbrough, Mr. John T. Middlemore and Rev. Mr. Stephenson brought out a number of interesting children at various periods of the season. Number, ages and sexes will be found appended.

ARMY PENSIONERS.

In the early part of November a number of recently-discharged soldiers, from Dublin Ireland, arrived. They stated they were induced to come to Canada by a steamship agent of that city; that their pension was advanced to pay for ocean passage; that promises were made that on landing immediate employment would be found for them.

I had to refuse passes to forty-five (45) of these men, not being of the class entitled to assistance. The agent for the Dominion Government gave them passes to Montreal and other points, and in a few days afterwards thirty-seven (37) of these men made their appearance at the Immigration Sheds, Toronto.

SCANDINAVIAN IMMIGRANTS.

During the season, small parties of Swedes arrived by each mail steamer, holding orders for free transport "to the inner" of the country, from Mr. J. P. Fehlrlund, Allan's agent at Gothenburg. I was obliged in many cases to refuse them passes, being doubtful as to their remaining in Ontario, as the following correspondence will shew:—

[*Extract.*]

"QUEBEC, 9th August, 1879.

"SIR,—I regret to inform you that one of your agents, named Fehlrlund, of Gothenburg, gave an order on this office for free railway passes to Ontario, to three Swedish immigrants, named respectively, A. B. Hanson, Y. A. Anderson, and Carl Anderson, *ex* S.S. "Peruvian." On my closely questioning them through the Government Interpreter at this station, I learned their destination was not Ontario, but the Western States, and as a matter of course refused them free transport. They subsequently bought their tickets for Traverse City, State of Michigan, and had in their possession over \$100 in American money. Your Interpreter, Mr. Maguire, of the S.S. 'Peruvian' brought them from the ship to the office and pressed their claim for free tickets to Ontario in accordance with the letter from your Gothenburg agent. In a few hours afterwards, I met him (Maguire) and he was obliged to admit that a fraud was attempted.

"It is a mistake to think that immigrants going to the Western States, can be assisted to Toronto, or to any part of the Province of Ontario. Foreign Agents giving orders on this office will have to be closely watched in the future, as this is not the only case of a similar nature that has occurred this season.

"I have the honour to be,

"Your obedient servant,

"JOHN ENNIS, Esq.,

"RICHARD M. PERSSE,

"Messrs. ALLAN BROS.,

"Ontario Immigration Agent."

"*Liverpool, England.*"

The steamship "Circassian" arrived at Quebec, 31st August, and brought out 379 steerage immigrants; among the number were twenty (20) Swedes with letter from Allan's Agent, Gothenburg, as follows:—

"GOTHENBERG, 15th August, 1879.

"To the Canadian Government Officer,
"Quebec.

"DEAR SIR,—I beg to recommend to you Swedish immigrants below named, now going over in order to seek agricultural or other labour, and I hope you will do the best for them, as friends and relations are waiting their opinion of Canada before they leave their home in the old land.

"Yours truly,

"Y. P. FEHRLUND,

"Allan Line Agent."

The Interpreter for the Allans brought them to the Ontario Immigration Office, presented above letter and through him they requested to be passed to Toronto, if not to Manitoba. I took the usual caution, went to the baggage room, observed some of the packages marked "Michigan." On my return to the office, I refused them passes, told them, through their Interpreter, of the fraud attempted on the Province of Ontario.

Sixteen of this party purchased tickets for Michigan, the remainder, a family of four, went to Waterville, Compton, a village within nineteen miles of the Eastern States.

The steamship "Sardinian" arrived on the 7th September, having on board nine Swedes with the usual letter from Mr. Fehrlund, for "free passes to the inner of the country." Previous to my issuing general passes I noticed this party at Mr. Tofield's office (the Dominion Government caterer), in the Government buildings, changing their drafts amounting to about \$300, into American money, not Canadian. This caused me to be suspicious of them, and they were accordingly refused free transport.

Some short time afterwards a professional gentleman, a resident of Toronto, who was a passenger by same steamship, in walking through the building where the baggage is passed the Customs, overheard the following conversation by this Swedish party:—"That if they could only get a free pass from the Government Agent as far as Toronto, it would lessen expense to Michigan."

"GOTHENBERG, 19th September, 1879.

"To the Government Immigration Officer, Quebec.

"At foot please find names of some intending Canadian settlers, who are recommended to your kindly attention.

"John Radfelt.....	Aged 26	} Agricultural and saw mill labourers.
Carl Y. Lundberg.....	" 24	
Olaf Asplund.....	" 28	
Magnus Johnson.....	" 27	
Anders E. Anderson.....	" 26	
N. Berglund.....	" 25	
Paulus Johnson.....	" 23	

"Yours truly,

"Y. P. FEHRLUND,

"Allan Line Agent."

The above immigrants were passengers by the S.S. "Sarmatian," arrived 6th October, presented above letter to me, and requested to be forwarded to Toronto. I had doubts of their being *bona fide* settlers, and consequently refused them passes.

Their scheme to be passed to Toronto being checkmated, they purchased tickets from

Mr. Shipman, G.T.R. ticket agent, to the Western States, clearly proving they never intended to become Canadian settlers. This document is certified to by Mr. Stafford, the agent for the Dominion Government.

I would, therefore, respectfully recommend that free passes to all Swedish immigrants be for the present discontinued, as they are not a reliable class of settlers, as the following correspondence will shew:—

“PASSENGER DEPARTMENT,
“ Alexander Buildings, 19 James Street,
“ LIVERPOOL, 10th November, 1879.

“ R. M. PERSSE Esq.,
“ Ontario Immigration Agent,
“ Quebec.”

“DEAR SIR,—I have received the enclosed from our Gothenburg agent, and hope you will think with me, that there has been no intent, as far as he is concerned, to practise any fraud upon the Canadian Government.

“Scandinavian emigrants, as a rule, are not to be depended upon—they will say anything to suit their own purpose, and they would deceive our agent as soon as they would deceive you.

“I hope you will have a better opinion of Mr. Fehrlund when you have read the enclosed.

“Yours truly,
“ JOHN ENNIS.”

“TORONTO, 26th November, 1879.

“DEAR SIR,—I have the honour to acknowledge the receipt of your favour of the 10th inst., with enclosure from your Gottenburg Agent, regarding six Swedes who were refused free passes by me to Ontario.

“I refused them because the previous parties holding letters from Mr. Fehrlund for assistance by railway passes to the ‘inner of the country,’ were unreliable, and as I was doubtful, I refused them. When the train was about starting, they purchased tickets for Chicago.

“The six Swedes who wrote from Quebec complaining that they were not forwarded to their destination, were certainly refused free transport, but as they had sufficient money to purchase tickets to Toronto, I told them through the Government Interpreter, that if they would give proof of their locating in Ontario, I would recommend that their railway fare should be refunded, which was accordingly done, as per letter, 19th September, copy herewith enclosed.

“I am glad to have this correspondence with your Mr. Fehrlund, as he seems to have been a subject of imposition rather than a party to it.

“I have the honour to be,
“ Dear Sir,

“ Your obedient servant,

“ JOHN ENNIS, Esq.,
“ Messrs. ALLAN BROS.,
“ Liverpool, England.”

“ R. M. PERSSE,
“ Ontario Immigration Agent.”

From these and other facts that came under my notice, while at Quebec, I am convinced that many immigrants from this Agency have been attempting to make Ontario a stepping-stone to the Western States, and are well posted as to the *modus operandi* by parties at home or by friends in the United States.

It may, perhaps, be said, that the course of action taken in refusing passes to the above mentioned Swedish immigrants was altogether unusual, unnecessary and unwise, but under my instructions from the Department, and with such *prima facie* evidence, there was no other course for me to pursue.

GERMAN AND ITALIAN IMMIGRATION.

There is another class of immigrants I must here refer to, sent out at various periods of the year by Richard Berne, of Antwerp.

This gentleman is agent for the Messrs. Allan at that city, and is also a paid agent of the Dominion Government.

The immigrants sent by this agent were a truly wretched lot, not at all a desirable class of settlers for Ontario, being miners from Italy and mechanics from Germany. They all had with them lithographed letters requesting to be passed to Toronto, many to Sarnia and Windsor, clearly proving how very little this Dominion Government Agent knew of the geography of our Province, when he would request of the Government Agent at Quebec to pass them to the very borders of the United States.

When large parties arrived I forwarded them to Ottawa, advising Mr. Wills, the Agent at that city. The further inland such people are sent, the less chance there is for them to cross the line.

Notwithstanding all my caution, some of them returned from the district they were located in and purchased railway tickets to the coal mines of Pennsylvania, U.S.

The same rule should apply to this class of immigrants as to the Scandinavians.

In closing this report I must not omit calling again your attention to the kind and courteous treatment received by the immigrants, at the hands of the various employees of the Grand Trunk Railway, during the journey from Quebec. I also desire to express my thanks to Mr. Gregory, the assistant superintendent at Point Levis, and the staff under his charge, who did all they possibly could to aid me in my duties, and in the dispatch of immigrant "Specials."

I have the honour to be,

Sir,

Your obedient servant,

R. M. PERSSE,

Ontario Immigration Agent.

The following table shows the number, ages, and sexes of the children brought out and settled in the Province, during the season of 1879:—

BY WHOM BROUGHT OUT.	NUMBER OF SOULS, WITH THEIR RESPECTIVE AGES.																	Total Males.	Total Females.	Total number of Souls.	" HOMES " IN ONTARIO.			
	2 Years.	3 Years.	4 Years.	5 Years.	6 Years.	7 Years.	8 Years.	9 Years.	10 Years.	11 Years.	12 Years.	13 Years.	14 Years.	15 Years.	16 Years.	17 Years.	18 Years.					19 Years.	20 Years and over.	
	Miss Rye	1	1	3	7	9	9	6	8	6	7	6	9	3	4	4	2					1	4	6
Miss Macpherson			3	1	9	11	10	7	5	8	10	4	11	1	7	3			5	52	43	95	"Boys' Home," Galt.	
Miss Bilbrough			3	5	14	6	17	11	9	15	15	17	7	2	1	3	1	1		67	59	126	"Marchmont Home," Belleville.	
Mr. J. T. Middlemore ..	1	3	1	1	10	5	8	4	8	5	8	3								38	19	57	"Guthrie Home," London.	
Rev. Mr. Stephenson ..						3	2	1	4	2	1	6	2	2		1				12	12	24	"Children's Home," Hamilton.	
Grand Total	2	4	10	14	42	34	43	31	32	37	40	39	23	9	12	9	1	5	11	175	223	398		

R. M. PERSSE,

Ontario Immigration Agent.

STATEMENT shewing the number of Immigrants who applied for Free Passes to Ontario and were refused; their occupation, the date of their arrival, and name of steamship.

DATE.	STEAMSHIP.	No. of Adults refused.	OWNERS OF STEAMSHIP.	OCCUPATION.
1879.				
July 13th	Sarmatian	28	Messrs. H. & A. Allan	Machinists, engine-drivers, engine-fitters, weavers, pensioners, and 7 Swedes going to the United States.
" 26th	Sardinian	20	" "	Machinists, engine-drivers, grooms, iron-moulders.
August 9th	Peruvian	33	" "	Machinists, clerks, grooms, plate-layers, tinsmiths, and 3 Swedes going to the United States.
" 17th	Polynesian	20	" "	Machinists, clerks, grooms, tailors, shoemakers, discharged soldiers who had no knowledge of farming.
" 23rd	Sarmatian	40	" "	Machinists, clerks, grooms, tailors, shoemakers, discharged soldiers who had no knowledge of farming.
" 31st	Circassian	37	" "	15 English mechanics and 22 Swedes, the latter had letters from Allan's Agent for free passes to the interior of the country, being refused, they purchased tickets for Chicago.
Sept. 7th	Sardinian	49	" "	40 English mechanics, 9 Swedes, had usual letter from Allan's Agent to pass them to the interior of the country, being refused, purchased tickets for United States.
" 9th	Phoenician	5	" "	Jews, who stated they were assisted immigrants, and paid £4 15s. for their ocean passage, but were not farm labourers.
" 13th	Moravian	21	" "	Machinists, boiler-makers, engine-drivers, &c.
" 14th	Texas	6	Messrs. Flinn, Main & Montgomery	Swedes, being doubtful of them being <i>bona fide</i> Ontario immigrants, refused them passes, when they purchased tickets for United States.
" 21st	Peruvian	40	Messrs. H. & A. Allan	Jews and discharged soldiers, who were not farm-labourers.
" 29th	Polynesian	50	" "	1 Brickmaker, 2 puddlers, 4 gasfitters, 2 boiler-makers, 3 clerks, 3 iron-moulders, 3 grocers, 2 butchers, 1 miller, 1 painter, 1 cutter, 1 plasterer, 2 engineers, 2 file-makers, 3 grooms, 1 railway guard.
Oct. 2nd	Brooklyn	5	Messrs. Flinn, Main & Montgomery	3 engine-drivers, 9 engine-fitters, 7 engine-stokers, 1 brakesman, 2 glass-blowers, 4 miners, 2 printers, 3 potters, 2 shoemakers, 2 grocers, 2 blacksmiths, 2 plate-layers, 2 tinsmiths, 2 tailors, 2 bricklayers, 3 miners, and 2 plumbers.
" 6th	Sarmatian	7	Messrs. H. & A. Allan	Jews, who were not farm labourers.
" 11th	Circassian	38	" "	Swedes, being refused passes to Ontario, they purchased tickets for the Western States. 3 Swedes passed to Hamilton by Dominion Government; the remainder were grooms, plate-layers, engine-fitters, engine-drivers, grocers, bricklayers, &c.
" 28th	Moravian	45	" "	Engine-fitters, grocers, plate-layers, weavers, stoemakers, bricklayers, &c.
Nov. 2nd	Peruvian	49	" "	Pensioners, engine-drivers, engine-fitters, machinists, &c.
" 8th	Brooklyn	45	Messrs. Flinn, Main & Montgomery	Discharged soldiers, who had no knowledge of farming.
" 9th	Polynesian	65	Messrs. H. & A. Allan	4 engine-drivers, 7 engine-fitters, 2 boiler-makers, 2 foundrymen, 3 plate-layers, 2 iron-moulders, 4 knife-grinders, 2 blacksmiths, 2 weavers, 2 printers, 4 tailors, 3 grooms, 3 discharged soldiers, 5 bricklayers, 2 tanners, 2 stonemasons, and 15 carpenters.

NOTE.—The foregoing immigrants, not being farm-labourers or domestic servants, were not entitled to free passes under the regulations of the Department.
 NOTE.—The above does not include all the immigrants to whom passes were refused by the Ontario agent during the term he was at Quebec in 1879. Nearly all the persons, however, who applied for passes, and were refused, are included above.

ANNUAL REPORT OF W. J. WILLS, ESQ., IMMIGRATION AGENT,
OTTAWA.

GOVERNMENT IMMIGRATION OFFICE,
OTTAWA, 1st January, 1880.

SIR,—I have the honour to submit my Annual Report of the operations of this Agency during the year 1879. The total number of arrivals are as follows, viz.:—

European immigrants.....	836
Settlers from the United States.....	768
	1,604
Deduct immigrants gone to Manitoba.....	32
“ “ “ Quebec.....	186
“ “ “ United States.....	10— 228
Total number settled in Ontario.....	1,376

I would respectfully mention that in addition to the immigrants placed by me, quite a number of others have been sent to various points in my district, direct from Quebec. Were those added to the arrivals reported by me a large increase over last year would be apparent. There are also, as always happens, large numbers arriving here who do not report to the Agency at all, as they come to friends previously settled.

Customs Returns, shewing the number of immigrants arrived at the following Ports of Entry, with value of effects :

Port of Prescott.....	Souls.	Value of Effects.
“ Ottawa.....	181	\$5,076 00
“ Brockville.....	140	6,035 00
“ Morrisburg.....	246	8,487 00
“ Morrisburg.....	75	1,571 00
“ Cornwall.....	126	5,707 00
	768	\$26,876 00

STATEMENT shewing the number of immigrants arrived at the Ottawa Agency, for the twelve months ending 31st December, 1879, and their nationality, the number assisted with provisions, and with free passes by railways or other conveyances, from this agency to their respective places of destination.

COUNTRY FROM.	Arrivals via the St. Lawrence.	Arrivals via the United States.	Total.	Remained in the Province of Ontario.	Went to the United States.	Number assisted with provisions.	Number assisted with Free Passes.
England.....	207	27	234	110	3	48	116
Ireland.....	133	45	178	124	2	40	138
Scotland.....	66	28	94	87	19	36
Germany.....	163	76	242	192	5	63	144
Norway and Sweden.....	35	6	41	30	24	23
France.....	24	23	47	7	2	35
Ireland.....							
America.....							
Other Countries.....							
	631	205	836	609	10	296	437

W. J. WILLS,
Agent.

STATEMENT shewing the total number of immigrants arrived, and remained to be dealt with at the Ottawa Agency, for the twelve months ending 31st December, 1879.

MONTHS.	Via St. Lawrence.	Via the United States	Total.	Number fed.	No. distributed by Free Passes.
January	16	13	29	7	16
February	8	30	38	9	14
March	18	24	42	12	27
April	23	29	52	11	27
May	103	17	120	26	40
June	3	16	59	11	26
July	19	13	32	2	11
August	68	8	76	22	51
September	56	4	60	21	27
October	209	32	241	121	149
November	37	19	56	38	34
December	31	31	16	15
	631	205	836	296	437

W. J. WILLS,
Agent.

STATEMENT shewing the number of Immigrants who received assistance in the shape of passages and provisions, 535 souls, equal to 484 adults, at a cost of \$2.17 per adult.

	Men.	Women.	Children.	Total.
Natives of England	87	24	18	129
“ Scotland	31	14	9	54
“ Ireland	61	30	16	107
“ Germany	101	30	47	178
“ Norway and Sweden	16	8	3	27
“ France	18	12	10	40
	314	118	103	535

I have the honour to be,

Sir,

Your obedient servant,

W. J. WILLS.

To the Honourable the Commissioner of Immigration,
Toronto.

ANNUAL REPORT OF RICHARD MACPHERSON, IMMIGRATION AGENT,
KINGSTON, ONTARIO.

GOVERNMENT IMMIGRATION OFFICE,

KINGSTON, *5th January, 1880.*

SIR,—I have the honour to submit for the information of the Honourable the Commissioner of Immigration, the annual statements of this office for the year ending 31st December, 1879, viz :—

1st. Statement shewing the number and nationality of immigrants arrived at the Kingston Agency during the year 1879, by way of the St. Lawrence and United States, respectively.

2nd. Statement of monthly arrivals within this Agency during the past year, the number fed and distributed each month, also number of meals furnished to destitute immigrants.

3rd. Statement shewing the number and destination of immigrants to whom free passes have been furnished.

4th. Statement shewing the number of settlers from the United States, as reported by the Collectors of Customs at the several ports of entry within this Agency for the past year, and the value of their effects, amounting to \$30,288.

There has been but little trouble in placing agricultural labourers within this Agency during the past season, particularly those who arrived previously to the month of August. It is most desirable that immigrants should come to Ontario during the Spring and early summer months.

Mr. Quarrier, of Glasgow, Scotland, came over to Canada again last May, bringing with him for Marchmont Home, Belleville, one hundred and thirty children, just two-thirds more than in 1878, and Miss Bilbrough who controls this Home, with her usual readiness, had arrangements made for placing the greater number of them in good homes on their arrival. Mr. Quarrier remained in Ontario nearly two months. The greater part of this time was occupied in accompanying the children to their new homes in the country, and in visiting children previously brought to Ontario and placed by Miss Bilbrough from Marchmont, where I consider a good work is being done for them, and for this Province.

Trusting that a large number of tenant farmers will, during the coming season, be induced to emigrate from Great Britain and take up their lot with us.

I have the honour to be,

Sir,

Your obedient servant,

R. MACPHERSON,

Government Immigration Agent

DAVID SPENCE, Esq.,

*Secretary Department of Immigration,
Toronto.*

STATEMENT shewing the number of Immigrants arrived at the Kingston Agency, for the twelve months ending 31st December, 1879, and their nationality, the number assisted with provisions, and with free passes by railways, or other conveyances, from this Agency to their respective places of destination.

COUNTRY FROM.	Arrivals <i>via</i> the St. Lawrence.	Arrivals <i>via</i> the United States.	Total.	Remained in the Province of Ontario.	Went to the United States.	Number assisted with provisions.	Number assisted with free passes.
England	642	11	653	623	5		
Ireland	171	9	180	171			
Scotland	298	5	303	303			
Germany	22	1	23	23			
Norway							
Switzerland	2		2				
Iceland							
America							
Other Countries	28	4	32	14			
*Settlers from United States as reported by the Collectors of Customs at the several posts of entry in this Agency	566	566	566			
	1163	596	1759	1700	5		

* Besides the above the several Collectors of Customs estimate several hundred having come into this Agency from the United States without making entries, not having effects of any considerable value, but intending to reside in Ontario.

REMARKS :—54 passed to the Province of Quebec.

STATEMENT shewing the total number of Immigrants arrived, and remained to be dealt with at the Kingston Agency, for the twelve months ending 31st December, 1879.

MONTHS.	<i>Via</i> St. Lawrence.	<i>Via</i> the United States.	Total.	Number Fed.	Number distributed by free passes.	Number meals furnished.
January	14	2	16	15	16	47
February	14	2	16	12	14	22
March	30	1	31	15	16	90
April	81	3	84	46	33	129
May	275	2	277	163	50	271
<i>Carried forward</i>						

MONTHS.	Via St. Lawrence.	Via the United States.	Total.	Number Fed.	Number distributed by Free Passes.	Number meals furnished.
<i>Brought forward</i>						
June	174	10	184	78	162	201
July.....	156	3	159	47	62	133
August	135	2	137	73	82	208
September	110	1	111	39	31	106
October	90	2	92	32	39	147
November	64	64	25	42	91
December	29	2	22	20	21	72
* Settlers from United States as reported by Collectors of Customs	566	566
	1163	596	1759	565	568	1517

* Besides these the several Collectors of Customs estimate several hundred having come into this Agency from the United States without making entries, not having effects of any considerable value, but intending to reside in Ontario.

STATEMENT shewing the number and destination of Immigrants forwarded from this Agency by free passes for the twelve months ending 31st December, 1879.

STATIONS.	Adult Passes.	STATIONS.	Adult Passes.
		<i>Brought forward</i>	
Toronto	85	Almonte	2
Montreal	52½	Perth	4
Cornwall	26½	Smith's Falls	1
Belleville	65½	Lindsay	4
Brockville	15½	Fredericksburg	3½
Port Hope	19	Pictou	2
Ottawa	19	Parham	1
Prescott	13½	Sharbot Lake	3
Lancaster	11½	Wolfe Island	5½
Madoc	34	North Port	4½
Bowmanville	17½	Beaverton	1
Oshawa	5	Orillia	4
Carleton	2	Adolphustown	2
Ernestown	4	Bath	2
Whitby	9	Hamilton	3
Newtonville	1	Anherst Island	2
Gananoque	2	Marysburg	2
Mallorytown	1	Renfrew	1½
Aultsville	1½	Peterboro'	2
Morrisburg	1½	Palmerston	7½
Napanee	8	Bethany	1
Tyendinaga	4	Loughborough	11
Duffin's Creek	2	Camden	4
Ballantyne	2	Storrington	5
Colborne	1	Portland	3
Cobourg	1		
<i>Carried forward</i>	395½	Total	477

Kingston, 31st December 1879.

R. MACPHERSON,

Government Immigration Agent.

STATEMENT shewing number of settlers from the United States, as reported to the Collectors of Customs at the different Ports of Entry within the Kingston Immigration District for 1879, and value of their effects.

PORTS OF ENTRY.	Adult Males.	Adult Females.	Children.	Total.	Americans.	Canadians returned from United States	English.	Irish.	Scotch.	German.	Other Countries.	Value of Effects.
Whitby	9	6	6	21	4	16	1					\$ cts. 1,105 00
Oshawa	3	4	7	14		6	3			5		330 00
Darlington	15	10	11	36	12	8	4	2	2	8		2,944 00
Newcastle	1			1	1							20 00
Port Hope	16	21	11	48	11	34	3					3,450 00
Cobourg	4	4	12	20	1	18			1			1,063 00
Cramahe	7	5	7	19		19						675 00
Brighton	7	7		14	1	13						244 00
Trenton	4	6	3	13		13						485 00
Picton	5	6		11		11						940 00
Belleville	48	46	63	157	15	90	10	14	7		21	6,188 00
Napanee	12	11	8	31	12	10	2	6	1			2,569 00
Kingston	44	52	62	158	76	82						8,736 00
Gananoque	6	9	8	23	21	2						1,539 00
	181	187	198	566	154	322	22	23	11	13	21	30,288 00

ANNUAL REPORT OF JOHN A. DONALDSON, ESQ., IMMIGRATION
AGENT, TORONTO.

IMMIGRATION OFFICE,

TORONTO, *January 1st, 1880.*

SIR,—I have the honour of submitting for your information my annual report for the year ending December 31st, 1879 :—

The number of immigrants who arrived at this Agency during the year was 12,189, against 6,807 in 1878. Of these, 10,848 arrived *via* Quebec, and 1341 *via* Halifax. 9,786 remained in Canada, the balance, some 2,405, composed of Norwegians, Germans, and about 150 Icelanders, passed through on their way to the Western States. 200 Mennonites and 65 Icelanders are included in the above returns, who joined their friends in Manitoba.

In addition to the above, 710 souls are reported at the ports of entry in my district, making in all 10,500 souls remaining in Canada.

The immigrants who arrived during the year were, generally speaking, of a good class, and although there was a large preponderance of mechanics among them, still, all were placed, shortly after their arrival, where work could be found.

Five deaths occurred here during the past season, two being children, two men, and one a woman. Independent of these, the immigrants have all been of a healthy class, and one and all speak in the highest terms of the treatment they have received from conductors and employees of the different railway companies during their journey.

The amount of capital brought into the country, as far as could be ascertained, was some \$160,000. A large portion of this was brought out by the Mennonites, and taken to Manitoba. Of the balance, a part was placed in the banks, while not a small share has been invested in the Free Grant Lands of Muskoka.

In conclusion, I am much pleased to be able to state that, from all information I can gather, we are likely to have a large increase in our numbers for next season. The visit of the British delegates will have great influence in inducing English tenant farmers, and others with capital, to make Canada their home.

The strictest economy has been exercised here during the past year, and the business of the Agency has been in every way satisfactory.

All of which is most respectfully submitted.

I have the honour to be,

Sir,

Your obedient servant,

JOHN A. DONALDSON,

Government Immigration Agent.

TO THE HON. ARTHUR S. HARDY, M.P.P.

Toronto.

STATEMENT shewing the number of immigrants arrived at the Toronto Agency, for the twelve months ending 31st December, 1879, and their nationality, the number assisted with provisions, and with free passes by railways or other conveyances, from this agency to their respective places of destination.

COUNTRY FROM.	Arrivals <i>via</i> the St. Lawrence.	Arrivals <i>via</i> Halifax.	Total.	Remained in the Province of Ontario.	Went to the United States.	Number of Free Meals issued.	Number assisted with Free Passes.
England	5,022	721	5,743	5,743			
Ireland	1,526	316	1,842	1,842			
Scotland	1,280	106	1,386	1,376			
Germany	194	29	223	*173	50	6,611
Norway.....	2,344	117	2,461	256	2,205	34,090	
Switzerland	30	52	82	82	†2,847	
Iceland	252	252	37	150		
America	*65			
Mennonites ..	200	*200			
Other Countries			
	10,848	1,341	12,189	9,784	2,405	36,937	6,611
Deduct to Manitoba				275			
Total in Ontario.....				9,509			

* These parties passed through to Manitoba.

† Meals supplied to Mennonites, Icelanders and parties passing through to Manitoba at Dominion expense.

STATEMENT showing the total number of immigrants arrived, and remained to be dealt with at the Toronto Agency, for the twelve months ending December 31st, 1879.

MONTHS.	Via St. Lawrence.	Via Halifax.	Total.	Number of Free Meals.	Number distributed by Free Passes.
January		42	42	500	98
February		168	168	560	100
March		332	332	1,700	259
April	590		590	2,430	512
May	1,424		1,424	3,900	722
June	1,302		1,302	3,400	876
July	753		753	1,800	586
August	856		856	2,700	664
September	1,390		1,390	3,200	656
October	1,200		1,200	5,500	965
November	760	220	980	4,900	748
December		472	472	3,500	425
	8,275	1,234	9,509	34,090	6,611
				2,847*	
				36,937	

* Meals supplied to Mennonites, etc.

STATEMENT showing the number and destination of Immigrants forwarded from this Agency by free passes, for the twelve months ending December, 1879.

STATIONS.	Adult Passes.	STATIONS.	Adult Passes.
Acton, West	7	<i>Brought forward</i>	
Ailsa Craig	1	Arthur	22
Allandale	2	Aurora	13
Alma	2	Baden	11
Alton	10	Bala	4
Angus	3	Barrie	38
Argyle	1	Batteaux	13
		Beamsville	3
<i>Carried forward</i>		<i>Carried forward</i>	

STATIONS.	Adult Passes.	STATIONS.	Adult Passes
<i>Brought forward</i>		<i>Brought forward</i>	
Beaverton	2	Gravenhurst	221
Beeton	3	Grimsby	1
Belleville	16	Guelph	45
Belle River	15	Hamilton	9
Berlin	45	Haliburton	718
Bertie	5	Haldimont	2
Bluevale	2	Harriston	7
Blythe	10	Hawkestone	2
Bolton	7	Holland Landing	1
Bowmanville	17	Hespeler	3
Boston Mills	17	Ingersoll	18
Bothwell	5	Kenilworth	2
Breslau	1	King	8
Bracebridge	200	Kingston	98
Bradford	125	Kincardine	20
Brampton	176	Kippen	1
Brantford	65	Kirkfield	2
Brockville	2	Kleinburg	3
Bronte	8	Lefroy	6
Burford	3	Lethbridge	1
Burlington	6	Limehouse	4
Carleton	5	Lindsay	11
Caledonia	3	Listowel	57
Canfield	3	Longford Mills	1
Cannington	1	London	948
Caledon, East	1	Lucan	4
Cataract	80	Lucknow	1
Chatham	97	Malton	6
Chatsworth	11	Markham	3
Charleston	8	Markdale	6
Cheltenham	5	Meaford	12
Clarkson's Corners	2	Merritt	29
Clifford	2	Manitowaning	1
Clifton	38	Mildmay	1
Clinton	19	Milton	44
Coboconk	2	Mimico	5
Colborne	2	Minesing	1
Coldwater	6	Mitchell	9
Collingwood	67	Montreal	10
Cookstown	4	Mono Road	16
Cornwall	3	Moorefield	5
Craigvale	1	Mount Forest	68
Cobourg	3	Newcastle	1
Davenport	5	Newmarket	9
Delhi	3	New Lowell	3
Dorchester	1	Newry	3
Drayton	2	Newtonville	2
Dundas	32	Newbury	2
Dundalk	3	Niagara	90
Dunnville	1	Norval	13
Duffin's Creek	9	Norwich	4
Eastwood	3	Oakville	16
Elora	4	Orangeville	28
Etobicoke	5	Orillia	19
Ethel	4	Oshawa	11
Exeter	2	Ottawa	9
Fergus	8	Owen Sound	37
Fordwich	2	Paris	24
Flesherton	12	Parkhill	1
Fort Erie	5	Paisley	15
Forest	9	Palmerston	19
Galt	25	Parry Sound	84
Georgetown	20	Penetanguishene	23
Gilford	4	Peterboro'	11
Glencoe	4	Petrolia	11
Glencairn	14	Port Credit	76
Goderich	34	Port Elgin	10
Gore Bay	1	Port Hope	4
Goble's Station		Port Perry	3
<i>Carried forward</i>		<i>Carried forward</i>	

STATIONS.	Adult Passes.	STATIONS.	Adult Passes.
<i>Brought forward</i>		<i>Brought forward</i>	
Port Stanley	3	Strathroy	17
Preston	4	Stouffville	12
Prescott	23	Suspension Bridge	4
Princeton	4	Thorold	37
Prince Arthur's Landing	192	Thornhill	7
Ridgeway	1	Thunder Bay	8
Richmond Hill	11	Thornbury	4
Richwood	3	Trenton	1
Ripley	8	Unionville	3
Rosseau	173	Uxbridge	3
Sandwich	1	Waldemar	9
Sarnia	39	Walkerton	11
Scarboro'	7	Washago	4
Seaforth	28	Waterloo	30
Severn Bridge	1	Watford	10
Silver Islet	26	Wauhaushene	2
Simcoe	21	Weston	29
Shakespeare	8	Whitby	4
Shelburne	20	Wick	2
Southampton	9	Williamsford	4
Streetsville	51	Windsor	92
Stoney Point	3	Wingham	84
St. Catharines	174	Widder	5
St. George	7	Woodbridge	9
St. Joseph's Island	2	Woodstock	77
St. Mary's	32	Wyoming	3
Stayner	63	Wyebridge	3
Stratford	59		
<i>Carried forward</i>		Total number of Passes	5,822

RETURN shewing the number of immigrants arrived at the port of Toronto, for the year ending December 31st, 1879, their nationality, and the value of their effects entered at said port.

NATIONALITY.	Males.	Females.	Children.	Value of Effects.
English	55	60	53	8,429
Irish	24	30	12	2,950
Scotch	4	5	17	3,730
American	51	55	30	8,134
Canadian	44	55	55	6,819
German	16	18	36	3,205
French	5	4	13	320
Poles	2	5		178
Danes	1	1		510
Hungarian	1	1	1	10
British West Indies	2			250
	205	234	217	34,625

RETURN shewing the number of immigrants arrived at the port of Collingwood for the year ending December 31st, 1879, their nationality, and value of their effects entered at said port.

NATIONALITY.	Males.	Females.	Children.	Value of Effects.
English	2	2	4	\$ 47
Irish	2	2	2	110
Scotch	2	1	9	36
United States	6	3	3	650
Canadian	6	7	9	256
	18	15	27	1,099

ANNUAL REPORT OF JOHN SMITH, ESQ., IMMIGRATION AGENT,
HAMILTON.

DOMINION OF CANADA IMMIGRATION OFFICE,
HAMILTON, *January 8th, 1880.*

SIR,—I have the honour to submit the following annual report with the annexed tabular statements for the year ending 31st December, 1879.

Some of the immigrants arriving at this Agency during the close of the season were not of a desirable class, being composed of pensioned soldiers, who were induced to come out here on the recommendation of ticket agents interested in the different steamship companies. This class of people are entirely unfit for the labour of this country, and on their arrival here they are without any means, having their pension in advance to enable them to pay for their passage ticket. This practice is confined to the steamship companies' agents, as I have not had a single case reported to me arising at the instigation of any of the Government agents.

In the early part of the season and during the fall, the immigrants were above the general average with some few exceptions. Those who had been accustomed to agricultural pursuits were of a very superior class, for whom employment was readily found on their arrival.

Owing to the depressed state of trade in Europe, there has been an increase in the number of mechanics arriving here, who as a rule have met with employment, although it was attended with difficulties and trouble in obtaining places for them.

The arrivals for the months of October, November, and December, were unprecedentedly large, and largely in excess of any previous year. During the two latter months there has been great trouble in obtaining employment for them, as the season was too far advanced. They were induced to come out here on the recommendation of the commission ticket agents of the steamship companies.

There has been a large increase in the number of factory operatives arriving during the season, for which there has been a steady demand at the current rate of wages.

Owing to the large crop of cereals, there was a good demand for farm labourers during the harvest at a high rate of wages, and a large portion of this class of immigrants has met with steady employment.

There has been a large expenditure upon public works in this district during the year, consisting of drainage, canal, and railway construction, which has created a large demand for unskilled labour at remunerative wages, the average being from one dollar to one dollar and a quarter per day.

The past year has been one of productiveness to our agriculturists, and there has been a good demand for all kinds of produce with increasing prices: the dairy products participating in the general advance, butter and cheese having fully recovered from the low prices ruling at the opening of the season.

The export demand for both beeves and sheep has been well sustained at remunerative prices, and with the increased and improved facilities for shipping, the exports will only be limited by the quantity that can be got into condition to meet the growing demand.

There has been a marked difference in the improvement of the stock in this district during the past few years, owing to the importation of thorough-breds. Our farmers have been able to avail themselves of the benefit of the improved blood at a comparatively small cost from the different herds now established in the country.

The Model Farm at Guelph has been the means of directing and assisting in the development of the improvement in the counties adjoining the College, by the judicious selections imported by the management, to which the farmers have access.

In alluding to this subject, our breeders have been able to secure the principal prizes at the different competitions held during the past year in the United States, which was particularly noticeable at the Chicago International meeting by the number of prizes awarded to Canadian stock, being especially so with the long-wooled sheep from the Model Farm, purchased and exhibited by Mr. Hood, of Guelph.

Some of the herds have assumed very large proportions; that of Mr. Stone, of Guelph, numbers near four hundred head, comprised of Shorthorns and Herefords, consisting of imported and from imported stock, amongst which there is a large number of noted animals.

The herd of Ayrshires imported and owned by Jardine & Sons, of Hamilton, is the finest of its class on the continent, both as to numbers and the excellency of its blood, which is duly appreciated not only in Canada, but also in the States, where the herd is periodically exhibited, and so far has withstood all competition.

The Bow Park Association herd near Brantford is probably the most valuable in the world, not only for its magnificent proportions, but also for the nobility of its blood, consisting of some of the finest forms comprised of Bates', Booth's, Duchess, Oxfords, Wild Eyes, Kirklevingtons and other noted and valuable strains.

There has been a large interest taken in the North-west Territories during the past year, a large number having availed themselves of the provisions provided for the settlement of the public lands. The numerous inquiries through this Agency shows that the public mind is being directed from the North-western and the Middle States of the Union towards the lands of the Dominion, which has had the effect of closing up the American land offices in this city.

During the year, there has been distributed through this Agency over two thousand pamphlets and circulars setting forth the advantages of the Dominion as compared with the States. In addition to this, the information supplied has been the means of inducing people from the States to take up homesteads in the North-west Territories.

The correspondence addressed to this Agency during the year has been largely increased, shewing the interest that is being taken in our unoccupied lands. The number of letters received was 1,352, and the communication addressed from this office during the same period was 1,392.

Below you will find copies of several letters addressed to this office, shewing the nature of the inquiries, and the interest that is being taken; most of the correspondence

is of a similar character, shewing how wide-spread the information published by the Department has reached.

[COPY.]

KINGSBURY, GAUDALOUPE Co.,
TEXAS, *May 25th, 1879.*

DEAR SIR,—I wrote you some time ago, asking you if there was any chance of getting work in your locality.

You advised me to wait until spring, and said that you had sent on papers descriptive of Manitoba. These I never received. I guess the U.S. officials kept them up, as they want immigrants to settle here.

I wish you would send me papers about the farming department of the said country. I am in a position to buy land if I only saw a suitable place.

Please to put the papers in a plain envelope and then those parries won't know.

Yours respectfully,

AND. GILCHRIST.

[COPY.]

KANSAS CITY,
December 1st, 1879.

DEAR SIR,—There is quite a settlement of members at Bird-tail Creek, Manitoba. I hear that you could confer upon me a great favour by letting me know how they are succeeding there, and how they like their new homes. I have been in Manitoba for fourteen months, and am thinking of returning there to settle, as I think a person can do better there than on any Free Grant lands to be had in the Union. I find the climate of Manitoba ahead of anything in this State, as there are a great many cases of fever and ague here, and would advise anyone thinking of emigrating to go over to the North-west Territories of Manitoba.

I am,

Yours most respectfully,

J. C. COPE.

During the early part of the season there was a diminution in the inquiries respecting the Free Grant lands in the Province of Ontario, which was reversed during the summer and fall months, as the reports of those already settled there have been of a favourable character, which has induced a large number to take up lots in Manitoulin, Parry Sound and Muskoka districts.

With the means now furnished by the Department for the dissemination of information in regard to the Public Lands, there is reason to anticipate that the migration to the United States will receive such a check as will make their agencies in Canada unprofitable.

There has been a marked improvement during the past year in industrial and manufacturing interests. There have been many new industries and manufactories opened up in

this district, and the elements of success infused into those already established. This is particularly the case with the rolling mills here for the purpose of manufacturing iron, also the nail works in connection with the same establishment. The Britannia Company from Meriden, Connecticut, U. S., have also erected a factory for the purpose of manufacturing plated ware, being a new industry in Canada. The Forge Company have enlarged their shops to double their former capacity, and are now running night and day to keep pace with their orders.

The Dundas and the Lybster Cotton Mill Companies have both increased their capacity, and the mills are now running to their fullest capacity in order to supply the demand made upon them and to keep up with their contracts.

The result of this increased activity has given an impetus to the labour market, and has largely tended to the increased population and the influx of people from the United States.

There has been a restored confidence in commercial circles, and with the high prices ruling for all kinds of farm produce to supply the foreign demand, I anticipate an increased demand for all kinds of labour during the current year.

From the visits of the agricultural delegates, during the past season, and the favourable impression they have formed of Canada, it is anticipated that there will be a large influx of tenant farmers, possessed of capital, during the current year.

By reference to the following statements the work of the Agency is fully exhibited :—

Statement A shews the number of immigrants to whom assistance has been granted, with the number of meals and lodgings supplied, and as compared with the preceding year, a saving of nearly 50 per cent. has been effected, owing to there being a demand for them on arrival.

Statement B shews the location of the immigrants in this district, a large number settling in the County of Wentworth, owing to the new industrial works established here.

Statement D shews the amount of capital that has been reported, shewing an increase over last year. A large amount of this sum has been invested in the new industrial works already referred to in a previous part of this report.

Statements K and L shew the arrivals and the general destination of the immigrants, and by the comparative statement submitted, a large increase is shewn in all the different nationalities.

There is great want here of an immigrant shed, the only place that we can shelter them in is a tavern, where they are liable to the worst of influences.

All of which is respectfully submitted.

I have the honour to be,

Sir,

Your obedient servant,

JOHN SMITH,
Immigration Agent.

*The Honourable the Commissioner of Immigration,
Toronto.*

STATEMENT shewing the total number of Immigrants arrived, and remained to be dealt with at the Hamilton Agency, for the twelve months ending 31st December, 1879.

MONTHS.	Via St. Lawrence.	Via the United States.	Total remained in Ontario.	Number of Free Meals.	Number of Immigrants Fed.	Number of Free Lodgings.	Number assisted with Free Passes.
January	37	211	248	172	81	47	49
February	76	211	287	267	84	90	58
March	101	353	454	528	103	167	99
April	371	667	1,038	808	264	214	153
May	494	807	1,301	896	340	293	201
June	426	675	1,101	542	316	101	124
July	348	683	1,031	639	352	141	151
August	378	814	1,192	817	366	187	159
September	450	495	945	848	404	182	216
October	605	264	1,369	1,094	596	283	311
November	435	522	957	816	489	231	181
December	288	428	716	492	231	120	120
	4,009	6,630	10,639	7,920	3,626	2,056	1,822
Reported through Customs			935				
"Children's Home," Hamilton			24				
			11,598				

A.—STATEMENT shewing the number of Immigrants assisted, the number of meals and lodgings supplied and the number of passes issued by railways and steamboats at the Hamilton Agency for the year ending 31st December, 1879.

1879.	Number of Immigrants.	Number of Passes.	Number of Lodgings.	Number of Meals.
January	89	69	47	172
February	107	78	90	267
March	130	90	167	528
<i>Carried forward</i>				

1879.	Number of Immigrants.	Number of Passes.	Number of Lodgings.	Number of Meals.
<i>Brought forward</i>				
April	356	153	214	808
May	525	196	293	896
June.....	373	149	101	542
July.....	401	146	141	639
August	415	141	187	817
September	529	217	182	849
October	674	265	283	1,094
November.....	544	207	231	816
December	262	164	120	492
	4,405	1,875	2,056	7,920

JOHN SMITH,
Immigration Agent.

B.—STATEMENT shewing the location of immigrants in the District of the Hamilton Agency for the year ending December 31st, 1879.

COUNTY.	No.	COUNTY.	No.
		<i>Brought forward</i>	3,604
Algoma	113	Middlesex	497
British Columbia	6	Muskoka	297
Bruce	378	Montreal	15
Brant	320	Norfolk	150
Cardwell	27	Ontario	99
Dundas	11	Oxford	368
Durham	9	Ottawa	5
Essex	267	Peel	87
Elgin	250	Perth	168
Grey	142	Renfrew	25
Grenville	12	Simcoe	225
Frontenac.....	16	Stormont	16
Hastings	18	Peterborough	11
Halton	262	Victoria	14
Haldimand	200	Welland	889
Huron	199	Wentworth	3,836
Lanark	17	Wellington	364
Leeds	12	Waterloo	298
Lambton	106	York	1,535
Lincoln	108		
Kent	226	Western States	12,503
Manitoba	905		13,636
<i>Carried forward</i>	3,604		26,199

JOHN SMITH,
Immigration Agent.

C.—STATEMENT shewing the destination of Immigrants forwarded by Free Passes from the Hamilton Agency for the year ending December 31st, 1879.

STATION.	No.	STATION	No.
		<i>Brought forward ..</i>	
Arthur	2	Hamburg	3
Amherstburg	10	Hagersville	61
Aylmer	6	Harriston	12
Alliston	1	Hespeler	2
Allendale	3	Harwich	3
Berlin	1	Ingersoll	2
Bertie	3	Jarvis	4
Beamsville	11	Komoka	5
Belleville	1	Kingston	4
Brantford	11	London	177
Brockville	2	Listowel	18
Belle River	4	Lewisville	2
Bright	2	Lucknow	1
Bothwell	3	Lynden	2
Barrie	7	Lisle	3
Blyth	2	Millbrook	2
Burlington	2	Mount Forest	3
Burford	1	Mildmay	1
Beeton	1	Merritt	73
Bluevale	1	Montreal	2
Brownsville	3	Morrisburg	1
Bronte	2	Milton	68
Breslau	2	Newbury	3
Brampton	1	Niagara	1
Cannington	1	Norwich	4
Clifton	72	Oakville	4
Caledonia	20	Orillia	2
Clarkson	2	Ottawa	4
Charing Cross	1	Owen Sound	1
Clifford	21	Otterville	1
Collingwood	10	Penetanguishene	1
Copeton	2	Port Dover	13
Comber	1	Paris	15
Clinton	4	Paisley	37
Cobocook	1	Preston	2
Chatham	50	Palmerston	1
Colborne	2	Port Stanley	8
Cornwall	3	Port Colborne	51
Canfield	1	Petrolia	2
Dundas	26	Pinkerton	4
Delli	2	Peterborough	3
Drayton	7	Port Hope	5
Dorchester	1	Port Monroe	1
Drumbo	1	Prescott	5
Deans	2	Rockwood	1
Everett	2	Richwood	1
Essex Centre	14	Ridgetown	4
Exeter	1	Ridgeway	1
Elora	2	Rosseau	1
Forest	2	St. George	4
Fort Erie	6	St. Thomas	6
Fergus	3	St. Catharines	202
Glenfaine	1	Shelbourne	2
Glencairn	1	Simcoe	20
Gravenhurst	68	Sarnia	13
Galt	19	Southampton	1
Guelph	19	St. Mary's	1
Glenoe	10	St. Ann's	2
Grimsby	3	Stratford	6
Georgetown	3	Strathallan	2
Garnett	3	Seaforth	1
<i>Carried forward</i>		<i>Carried forward</i>	

STATION.	No.	STATION.	No.
<i>Brought forward</i>		<i>Brought forward</i>	
Toronto	308	Winona	7
Thorold	7	Wingham	27
Tilsonburg	13	Waterdown	3
Thamesville	2	Wellington Square	1
Trenton	1	Willard	4
Windsor	37	Waterford	2
Woodstock	58	Woodbridge	1
<i>Carried forward</i>			1,825

JOHN SMITH,

Immigration Agent.

D.—STATEMENT shewing the amount of capital brought into Canada by Immigrants and settlers at the Hamilton Agency for the year ending December 31st, 1879.

MONTH.	1878.	1879.	Increase.	Decrease.
January	\$29,000	\$30,000		
February	22,000	26,000		
March	30,000	30,000		
April	38,000	45,000		
May	27,000	43,000		
June	34,000	42,000		
July	22,000	37,000		
August	18,000	71,000		
September	150,000	41,000		
October	19,000	101,000		
November	27,000	46,000		
December	42,000	45,000		
Total	\$458,000	\$657,000	\$199,000	

JOHN SMITH,

Immigration Agent.

E.—YEARLY RETURN of the number of children of the Hamilton Agency brought out by the following societies for the year ending December 31st, 1879.

NAME OF SOCIETY.	Arrived in the year 1879.			Number in the Home Dec. 31, 1878.	Number in the Home Dec. 31, 1879.
	Boys.	Girls.	Total.		
Rev. Mr. Stephenson, Hamilton.....	12	12	24	15	18

JOHN SMITH,
Immigration Agent.

F.—STATEMENT of the number of Immigrants reported at the Port of Hamilton, and the value of their effects for the year ending December 31st, 1879.

Sexes.			Total.	NATIONALITY.	Value of Effects.
Males.	Females.	Children.			
35	20	50	105	English	8500 00
3	3	3	9	Irish	740 00
7	4	5	16	Scotch	1,032 00
27	12	18	57	German	1,368 00
120	54	50	224	United States Citizens	13,410 00
70	47	53	170	Other Countries	10,252 00
262	140	179	581	Total	\$27,302 00

JOHN SMITH,
Immigration Agent.

G.—STATEMENT shewing the number of Immigrants reported at the Port of Clifton and the value of their effects, for the year ending December 31st, 1879.

Sexes.			Total.	NATIONALITY.	Value of Effects.
Males.	Females.	Children.			
10	9	10	29	English	1,500 00
3	5	16	24	Irish	1,200 00
2	2	6	10	Scotch	1,000 00
5	2	2	9	German	1,000 00
9	12	10	31	United States Citizens	1,000 00
17	23	22	62	Other Countries	1,000 00
46	53	66	165	Total	7,000 00

JOHN SMITH,
Immigration Agent.

H.—STATEMENT of the number of Immigrants reported at the Port of Fort Erie and the value of their effects, for the year ending December 31st, 1879.

Sexes.			Total.	NATIONALITY.	Value of Effects.
Males.	Females.	Children.			
15	18	33	English	1,170 00
9	9	18	Irish	97 00
1	1	2	Scotch	125 00
10	9	19	German	801 00
30	35	65	United States Citizens	1,021 00
19	16	35	Other Countries	1,053 00
84	88	172	Total	11,550 00

JOHN SMITH,
Immigration Agent.

I.—STATEMENT shewing the number of Immigrants reported at the Port of Niagara and the value of their effects, for the year ending December 31st, 1879.

Sexes.			Total.	NATIONALITY.	Value of Effects.
Males.	Females.	Children.			
2	1	3	United States Citizens.....	\$ c. 300 00
9	5	14	Other Countries.....	180 00
11	6	17	Total.....	480 00

JOHN SMITH,
Immigration Agent.

J.—STATEMENT shewing the number of Immigrants and the value of their effects entered at the respective Customs Houses in the District of the Hamilton Agency, for the year ending December 31st, 1879.

NATIONALITY.	Hamilton.	Clifton.	Fort Erie.	Niagara.	TOTAL.	Value of effects.
English.....	165	29	33	167	\$ c. 5,834 00
Irish.....	9	24	18	51	1,809 00
Scotch.....	16	10	2	28	1,337 00
German.....	57	9	19	85	2,829 00
U. S. Citizens.....	224	31	65	3	323	18,331 00
Other countries.....	179	62	35	14	281	16,055 00
Total.....	587	165	172	17	935	46,195 00

JOHN SMITH,
Immigration Agent.

K.—YEARLY RETURN of arrival and departure of Immigrants in the District of the Hamilton Agency, for the year ending December 31st, 1879.

NATIONALITY.	Via St. Lawrence.	Via United States.	TOTAL.	Remain in Ontario.	Went to Manitoba.	Went to Western States.
English	2,506	5,211	7,807	4,237	129	3,441
Irish	703	1,548	2,251	1,270	73	908
Scotch	476	1,186	1,662	1,067	41	614
Germans	175	5,453	5,628	1,008	39	4,491
United States Citizens		3,890	3,890	3,332	558	
Other Countries	83	1,878	1,961	654	65	4,242
Total 1879	4,043	22,166	26,199	*11,598	905	13,696
" 1878	1,307	12,675	13,982	7,022	931	3,029
Increase	2,726	9,491	12,217	4,576	7,667
Decrease					26	

* This includes 935 reported through Customs, and 24 children settled by the Rev. Mr. Stephenson, The Home, Hamilton.

JOHN SMITH,

Immigration Agent.

L. YEARLY RETURN of Immigrant Arrivals and Departures in the District of the Hamilton Agency for the year ending December 31st, 1879.

Number of Arrivals <i>via</i> the St. Lawrence, United States.	SEXES			Total.	NATIONALITIES					GENERAL DESTINATION.		
	Males.	Females.	Children.		English.	Irish.	Scottish.	German.	French.	United States Citizens.	Other Countries.	(Ontario.)
2,506	5,211	7,807	7,807	4,237	3,441
703	1,518	2,251	2,251	1,270	908
476	1,187	1,662	1,662	1,007	614
175	5,435	5,628	5,628	1,098	4,491
.....	3,880	3,880	3,880	3,332	558
82	4,961	4,961	4,961	654	4,242
4,033	15,245	3,892	7,059	26,199	7,807	2,251	1,662	5,628	3,880	1,961	11,598	13,096

* This includes 935 reported through Customs, and 24 children, "The Home," Hamilton.

JOHN SMITH,

Immigration Agent.

ANNUAL REPORT OF A. G. SMYTH, ESQ., IMMIGRATION AGENT,
LONDON, ONTARIO.

LONDON, 14th January, 1880.

SIR,—I have the honour to submit for the information of the Honourable the Commissioner of Immigration my annual report for the year ending 31st December, 1879.

1st. Statement showing the number and nationality of the immigrants who had arrived and been dealt with at this agency *via* the St. Lawrence and the United States.

2nd. Statement showing the monthly arrivals during the same period, the number fed and distributed, and the number of free meals furnished.

3rd. Statement showing the number and the stations to which immigrants had been forwarded.

4th. A statement of the arrivals through the different ports of entry in my district during the year.

The health of the immigrants arriving at this agency has been unexceptionally good.

Large numbers have brought considerable means into the country, and expressed their intention of purchasing or leasing land at an early day. Numbers have also been enabled to send for their families after having been but a short time in the country. Good farm hands have been in great demand during the whole season, and the present prospect is good for that class the coming season. Very few domestic servants reached this agency, although the demand for them was very great.

All of which is respectfully submitted.

I have the honour to be, Sir,

Your obedient servant,

A. G. SMYTH,

Government Immigration Agent.

DAVID SPENCE, Esq.,

*Secretary, Department of Immigration,
Toronto.*

STATEMENT showing the number of Immigrants arrived at the London Agency, for the twelve months ending 31st December, 1879, and their Nationality, the number assisted with Provisions and with free passes by Railways, or other conveyances, from this Agency to their respective places of destination.

COUNTRY FROM.	Arrivals <i>via</i> the St. Lawrence.	Arrivals <i>via</i> the United States.	Total.	Remained in the Province of Ontario.	Went to the United States.	Number assisted with Provisions.	Number assisted with Free Passes.
England	1,588	207	1,795	1,588	207
Ireland	611	115	726	638	88
Scotland	111	58	169	148	21
Germany	33	45	78	40	38
<i>Carried forward</i>							

COUNTRY FROM.	Arrivals <i>via</i> the St. Lawrence.	Arrivals <i>via</i> the United States.	Total.	Remained in the Province in Oct. 1879.	Went to the United States.	No. assisted with Free Passes.	Number assisted with Free Passes.
Norway	27	7	34	12	22		
Switzerland							
Iceland							
America							
Other countries	70	92	162	91	71		
	2,430	524	2,954	2,517	437	1,477	865

A. G. SMYTH,
Government Immigration Agent.

STATEMENT showing the total number of Immigrants arrived, and remained to be dealt with at the London Agency, for the twelve months ending 31st December, 1879.

MONTHS.	By Law.	To the United States.	Total.	Number F. P.	No. distributed by Free Passes.
January	50	11	61	12	11
February	74	18	92	40	22
March	103	23	126	57	29
April	191	30	221	126	32
May	262	20	282	171	70
June	270	15	285	133	128
July	197	35	230	96	58
August	228	62	290	144	95½
September	210	72	282	115	47
October	339	124	463	273	127
November	323	81	404	216	191½
December	203	35	238	94	78½
	2,440	524	2,964	1,477	889½ = 865

A. G. SMYTH,
Government Immigration Agent.

STATEMENT shewing the number and destination of Immigrants forwarded from this Agency by free passes, for the Twelve Months ending 31st December, 1879.

STATIONS.	ADULT PASSES.	STATIONS.	ADULT PASSES.
Belmont	1	Fletcher	12
Elginfield	1	Forest	2
Pt. Stanley	39	Hensall	1
Chatham	85	Sarnia	17
Aylmer	1	Cobourg	0 $\frac{1}{2}$
Woodslee	8	Newbury	30 $\frac{1}{2}$
Ilderton	19 $\frac{1}{2}$	Charing Cross	9
Stratford	18	Kerwood	1
Thunder Bay	3	Londesborough	1 $\frac{1}{2}$
Thamesville	12	Brantford	8 $\frac{1}{2}$
St. Thomas	156	Tilbury	3
Widder	1	Prince Arthur's Landing	1
Essex Centre	16	Belle River	5
Toronto	28 $\frac{1}{2}$	Wingham	10
Centralia	3	Appin	1
Geolph	31	Quebec	1
Mandaamin	1	Longwood	20
Brecon	23	Granton	7 $\frac{1}{2}$
Petrolia	17	Lucknow	7
Pond Mills	3	Paris	1
Clinton	6	London Township	9
Fergus	1	Dundas	5
Ingersoll	9 $\frac{1}{2}$	Anherstburg	4
Windsor	7	Wyoming	2
Hamilton	11	Lucan	6
Walkerton	1	Listowel	2
Ottawa	4	Tilsonburg	4
Woodstock	41 $\frac{1}{2}$	Ridgetown	2
Cambridge	6	Exeter	4
Ailsa Craig	5	Stoney Point	17
Watford	5 $\frac{1}{2}$	Parkhill	3
Komoka	4	St. Mary's	5
Mt. Brydges	7	Iona	2
Thorndale	4	Goderich	3
Bothwell	25	Hyde Park	1
Blythe	5	St. Catharines	1
Strathroy	15	Dutton	1
Dorchester	14	St. Johns	2
Inwood	6		
Claudeboye	3		
Glanworth	5		
		Total	865

A. G. SMYTH,
Government Immigration Agent.

DOMINION OF CANADA IMMIGRATION OFFICE,
LONDON, 1880.

RETURN of Settlers, and the value of their effects, arriving at the Ports of Sarnia, Amherstburgh, Windsor, London, St. Thomas and Port Stanley, and Goderich, from 1st January, 1879, to 31st December, 1879.

	Number.	Canadian.	English.	Irish.	Scotch.	Other countries.	Male.	Female.	Children.	Value.
Sarnia	675	448	56	64	21	86	185	181	309	\$ 28,304
Amherstburgh.....	171	49	31	18	30	43	66	59	46	9,230
Windsor	565	240	50	9	29	247	164	191	210	33,539
London	No particulars kept, only value.....									16,165
St. Thomas and Port Stanley										15,397
Goderich										2,900
	1411	737	137	91	71	375	515	431	565	105,535

A. G. SMYTH,
Government Immigration Agent.

REPORT
OF THE
COMMISSIONER OF PUBLIC WORKS
FOR THE
PROVINCE OF ONTARIO,
FOR THE
YEAR ENDING 31ST DECEMBER,
1879.

Printed by Order of the Legislative Assembly.



Toronto:
PRINTED BY C. BLACKETT ROBINSON, 5 JORDAN STREET.
1880.



CONTENTS.

Commissioner's Report	5
Report of the Architect, etc.	7
Report of the Engineer.....	11
Statements of Accountant and Law Clerk.....	19



REPORT

OF THE

COMMISSIONER OF PUBLIC WORKS,

PROVINCE OF ONTARIO,

FOR THE YEAR ENDING 31ST DECEMBER, 1879.

To His Honour, the Honourable DONALD ALEXANDER MACDONALD, Lieutenant-Governor of the Province of Ontario, &c., &c.

In compliance with the Act in that behalf, I beg to submit the following Report of the works under the control of this Department, for the year 1879.

The operations connected with the additions and improvements to the Public Institutions were continued during the year, and with trifling exceptions, the arrangements for accommodation of the inmates of these Institutions may be considered as complete and efficient in all respects.

The construction of new slides and dams for the improvement of navigation, and facilitating the passage of timber and saw logs from the Muskoka and Gull River sections has been also proceeded with during the past season, and the locks, bridges, &c., on the navigable portions of the inland waters have been repaired and improved.

The details of construction and repairs to Public Buildings and Works are explained in the accompanying Reports of the Architect and Engineer of the Department.

The drainage of swamp lands is still being largely continued throughout the Province, not as formerly under the direct supervision and control of the Government, but through the machinery of the Township Councils, to whom, on their drainage debentures, loans are being made by the Province from the fund set apart for that purpose under the provisions of "The Ontario Municipal Drainage Aid Act."

A very considerable progress has been made during the year towards the completion of the railways which had received Government aid and were in course of construction; and the additional railway facilities and connections thus secured cannot but tend largely to the further development of our great and increasing Provincial resources.

I cannot refrain from expressing my great regret at the sudden and unexpected death, in April last, of Mr. Thos. N. Molesworth, the Chief Engineer of the Department. I do but scant justice when I say that he had proved himself an able, efficient and trustworthy officer, and had always performed his departmental duties to my complete satisfaction, and with a single regard to the public interests.

Respectfully submitted.

C. F. FRASER,

Commissioner, etc

DEPARTMENT OF PUBLIC WORKS,
ONTARIO, 31st December, 1879.

REPORT

OF

THE ARCHITECT, ETC.

DEPARTMENT OF PUBLIC WORKS, ONTARIO,

Toronto, December 31st, 1879.

SIR,—I have the honour to submit the following Annual Report:—

GOVERNMENT HOUSE.

The buildings were thoroughly repaired, the outside wood work was painted, and additional furniture and furnishings supplied, preparatory to the occupation of the residence by His Excellency the Governor-General and H.R.H. Princess Louise during the early part of September last.

The conservatory and green house were also repaired and painted, these buildings and grounds being now in complete order.

The usual appropriation for general repairs during the ensuing year will be required

PARLIAMENT AND DEPARTMENTAL BUILDINGS.

The ordinary repairs to these buildings have been made during the year, the expenditure having been charged to the contingencies of each Department.

The grounds have been kept in good order, the expense for which was also charged to each Department.

The want of Committee Rooms during the Sessions of the Legislature, and apartments for clerks in the Departmental Buildings is much felt, and additional accommodation is much required.

If the occupation of the centre portion of the Parliament Buildings is to be continued much longer, it will be necessary to have new roofs constructed over the Legislative Chamber and Library, as the framing, having been constructed several years ago on a wrong principle, indicates symptoms of yielding to the pressure from the weight of the slate, gravel, &c., the span being greater than ordinary, but not excessive if constructed on scientific principles. From a recent examination with the carpenter I can state that the timber, when tested, was found to be sound, and by the introduction of some braces and supports, the roofs may be relied on as being quite safe, care being taken every winter to have the snow removed as soon as possible after a heavy fall. Arrangements have been made with a contractor for several years past for the purpose.

In my Annual Report of 1873, I pointed out the necessity of "providing more extensive and secure edifices for the Legislature, and the convenience of the several Departments."

I also stated in 1876, that "on sanitary considerations, these old buildings were very objectionable," and that "with the defective drainage, and the want of proper ventilation, it was quite impossible to guarantee the health of the occupants of any of the offices, or the Members of the Legislature for a single day, though every precaution was and would be observed to prevent serious results."

In addition to the above, I can now state that the lapse of six years has only strengthened my opinion as to the necessity of providing new Parliament and Departmental Buildings.

ASYLUM FOR THE INSANE, TORONTO.

The airing verandahs at the east and west ends of the corridors of the main building, and at the south ends of both wings, were thoroughly repaired and painted. The upper floors of the verandahs at the ends of the main building have not been repaired since the Asylum was erected, until this year. The repairs were much required, a portion of the cost having been charged to maintenance.

The sewer on Queen Street has been constructed by the City, and will be available for the drainage of the Asylum property, the depth having been increased for the purpose. Measurements were made whilst the work on the sewer was in progress, so as to ensure a proper fall from the drains round the buildings.

ASYLUM FOR THE INSANE, LONDON.

The fences round the airing yards in the rear of the refractory ward building were constructed, and alterations made in the wood sheds in the farm yard, the one on the west side having been changed to an ice house, and on the east for a waggon house.

Appropriations will be required for sheds in the airing yards for the use of the refractory ward patients, and for the improvement of the grounds round the building, the principal portion of the labour will be done by the patients, the appropriation being only required for the purchase of sodding and hauling gravel.

The roofs over the water closets, which were constructed after the main building was erected, will have to be repaired, the galvanized iron requiring renewal.

ASYLUM FOR THE INSANE, HAMILTON.

The wings were occupied in the early part of the summer, and the whole of the works under contract were fully completed this year.

The Asylum drains were connected with the City sewer on Queen Street, the arrangement being quite satisfactory in working since the connection was made.

The Bursar's, Engineer's and Farmer's residences, being isolated and removed from the main building, the drains round the Asylum could not be made available for drains from the cellars of the residences, except at considerable cost. It will be necessary, therefore, to construct drains to the face of the hill, the rock not having been found sufficiently open to carry off the surface water which floods the cellars. As the two former residences are close to the edge of the hill the cost will be trifling, and as the drains will only carry off surface water, there can be no nuisance.

ASYLUM FOR THE INSANE, KINGSTON.

There has been no expenditure on account of the appropriation for extending the water supply pipe to the crib work of the wharf outside the line of the lake shore, to ensure a more abundant and purer supply of water, as it was presumed that the pipe at the engine house of the Toronto Asylum, which is not now required, would be available for the purpose; but owing to the uncertainty of the supply from the Toronto City Water Works, it was deemed prudent to delay the dismantling of the Toronto engine-house.

ASYLUM FOR IDIOTS, ORILLIA.

The fences round the grounds recently purchased were completed in the early part of the year.

An appropriation will be required for the renewal of the front verandahs which were constructed in 1860.

CENTRAL PRISON, TORONTO,

Plans and specifications were prepared for the rebuilding of the Foundry which was injured by fire as reported last year, and tenders were received after due advertisement, the lowest being that of Mr. J. Forin, Belleville, by whom the work has been done. An additional storey was constructed, thereby affording double the space for a workshop on the second floor, the roof being flat and covered with galvanized iron.

The work was completed and occupied as a broom shop, early in October last.

DEAF AND DUMB INSTITUTE, BELLEVILLE.

The expenditure on account of work at this Institution has been of a trifling character, consisting of the completion of the work connected with the steam heating and general repairs.

BLIND INSTITUTE, BRANTFORD.

Arrangements were made in the early part of the season for the construction of a hot water heating apparatus for the Principal's residence, and the work has been satisfactorily done for less than the amount of the appropriation.

The Principal occupied the residence during the summer, and the apartments vacated in the Institution were fitted up for the accommodation of additional pupils.

An appropriation for general repairs will be required.

SCHOOL OF AGRICULTURE, GUELPH.

Plans and specifications for a rear addition for store rooms, enlargement of the kitchen, &c., were made early in the year, and tenders were received after due advertisement, that of Messrs. Dobbie & Grierson, Guelph, being the lowest, and to them the work was awarded. The work was completed in a satisfactory manner in time for the arrangement of the apartments before the expiration of the vacation, and the improvements are a great advantage to the domestic portion of the Institution.

EDUCATION DEPARTMENT AND NORMAL SCHOOL, TORONTO.

The expenditure on account of this building has been for ordinary repairs to fences, out-buildings, furnaces, &c.

NORMAL SCHOOL, OTTAWA.

There has been a moderate expenditure for repairs, &c., to this building, including some changes in the heating pipes.

Plans and specifications for the construction of the Model School, to complete the original design of the building, were prepared and tenders received after due advertisement. That of Messrs. Lyons & Robillard, Ottawa, being the lowest, was accepted, and they have progressed with the various works in a satisfactory manner during the season.

The walls have been built to the level of the string course under the windows of the second storey, and the play sheds in the rear have been built. The work has been covered up for the winter, and the foundations are protected from frost.

The whole of the work will be completed during the next season, and can be occupied after the summer vacation.

OSGOODE HALL, TORONTO.

The ordinary repairs to the buildings have been of a trifling character, and some additional furniture has been supplied as required for the various offices.

ALGOMA DISTRICT.

An appropriation having been made for the erection of a Lock-up at Gore Bay, Manitoulin Island, plans and specifications for a stone building similar to those erected at Manitowaning and Little Current, were prepared, and tenders received after due advertisement. The tender of the Law Building and Manufacturing Company, Meaford, being the lowest, was accepted.

The work has progressed in a satisfactory manner during the summer under the superintendence of a Clerk of Works, who reported the completion of the building in October last.

There has been no expenditure on account of repairs for the buildings in the Nipissing and Muskoka Districts, and but slight expenditures for furniture, &c., for the Thunder Bay and Parry Sound Districts.

ANDREW MERCER REFORMATORY FOR FEMALES.

The work was resumed in the Spring when the weather permitted, and has been continued during the season.

The whole of the buildings are now roofed in and enclosed, the plastering and other internal work being in progress.

There was some delay in the supply of bricks during the early part of the season, which has retarded the completion of the work as expected, but if there are no further impediments, the building will be ready for occupation before the end of June next, the several contractors being now actively employed in completing the internal work.

The main drain is now being constructed from the buildings through the Central Prison grounds to the Asylum sewer, the fall being found sufficient for the purpose. The excavation will be made by Central Prison labour, and the bricks are supplied by the Central Prison industries, and laid by the contractor for the brick work of the Reformatory at schedule rates.

The gas mains have been extended to the building by the City Consumers' Gas Company, and arrangements will be made with the City Water Works for the extension of their mains along King Street from the Central Prison branch, to the Reformatory, for the supply of water to the building.

The fences round the airing-yards are nearly completed, and the levelling of the surface round the buildings and in the yards will soon be finished by Central Prison labor.

The iron work of the cell gates and the guards for the windows has also been done by the labour of the prisoners, the iron having been purchased for the purpose.

The steam heating which will be on the low pressure principle, is now being rapidly pushed forward by the contractors, W. J. McGuire & Co., whose tender was accepted, being the lowest of those received after due advertisement.

Two steam boilers for heating, a high pressure boiler for steam cooking, and a hot water boiler for baths, wash basins, &c., have been placed in the boiler house, and will soon be set by the bricklayers.

I have the honour to remain,

Your obedient servant,

KIVAS TULLY,

Architect, etc.

Hon. C. F. FRASER,
Commissioner of Public Works,
Ontario.

REPORT

OF

THE ENGINEER

OF

PUBLIC WORKS.

DEPARTMENT OF PUBLIC WORKS, ONTARIO,

TORONTO, 31st December, 1879.

SIR,—I have the honour to submit the following Report on the construction and maintenance of Public Works, and extension of Railways and drainage works throughout the Province during the year ending this 31st day of December, A.D. 1879.

MUSKOKA RIVER WORKS.

The constructions, improvements and repairs made to these works this year are as follows:—

The dam and slide at the "High Falls" on the south branch of the Muskoka River have been completed. The slide is about 1100 feet in length and 5 feet in depth, with a bottom width of $5\frac{1}{2}$ feet and a top width of 9 feet.

The descent from the upper to the lower level is 100 feet, and it is built in a straight line from end to end.

The dam is 91 feet in length and 12 feet in width, with two stop log openings 21 feet in width, and a sluice for slide 9 feet in width.

Prior to the construction of these works great damage was annually caused to logs and timber in transit on the river, by breaking and chafing on the jagged rocks on the bottom and sides of these falls.

Some slight repairs have also been made to the dam at the foot of Mary's Lake, and it has been provided with three new stop logs, new windlasses and chains.

A re-vote of the unexpended balance of this year's appropriation will require to be taken for 1880, in order to complete the works projected in this connection.

At Muskos Falls there are two outlets of Lake Muskoka, at which stop log dams were built for the purpose of reserving the water of the lake for milling and navigation purposes. One dam has five openings 28 feet in width, and the other has two openings of the same width. There is also a queen truss bridge below the long dam.

Complaints are frequently made by the settlers of land being flooded in the spring of the year, in consequence of the channel at Bala not being large enough to allow the flood water to pass away, and works necessary to prevent a continuance of this damage have been asked for.

In connection with the Bala works, there will require to be 3 cribs built, 12 feet square and 16 feet in height, and about 500 feet of double boom chained to cribs, to prevent the logs and timber from running through the long dam, as the pier of the bridge is just below and in danger of being injured or knocked away by the timber.

MARY'S AND FAIRY LAKES' WORKS.

The following improvements and repairs have been made to these works this year :

The breastwork below the lock having been overturned by a jam of logs, and washed across the canal this spring, was rebuilt. It was also raised two feet higher, and made five feet six inches wider at the base, and the bottom of the canal was cleaned out.

The crib at Fetterly's Mill, above the lock, was also leaking badly, and had to be cleaned out, refilled with clay and well puddled, so as to make it water-tight and prevent the gravel from washing out of it.

Several shoals were also dredged out of the river above the lock.

At Huntsville a new queen truss bridge with braces has been built, 70 feet span, and the centre pier of the old bridge removed from the river. Several improvements were also made to the approaches, and the whole structure raised two feet higher than the old bridge.

Some loose stone and boulders were also removed out of the river, below the bridge.

The improvements and repairs that will be required at these Works in 1880 are as follows :—

A breastwork below the lock 260 feet in length, to prevent the sand and gravel from washing into the canal from the bank of the river.

The canal will also require to be cleaned out, and some dredging done in the river a short distance below the lock.

There is also an old cofferdam in the river above the lock which will require to be removed.

CUT AND BRIDGE AT PORT SANDFIELD.

This cut is between Lakes Joseph and Rosseau, and will require to be dredged, as the water is now so shallow, that the steamboats have great difficulty in passing through it. The bridge will also require some extra bracing and other repairs.

GULL AND BURNT RIVER WORKS.

The works constructed under this head this year and the repairs made are as follows :—

At Devil's Creek the work performed consists of a new dam, 125 feet long, and 20 feet wide, with a slide 40 feet in length and 6 feet 6 inches in width, and an apron 20 feet in length, and 10 feet in width.

On Bear Creek above the lower marsh a pier has been built, 48 feet in length, 6 feet in width, and 5 feet in height, for the purpose of contracting the water over the rapids and preventing it overflowing the low, flat land on the adjacent banks. Two slides between this pier and the foot of the "Big Marsh" have been slightly repaired, and raised one foot higher this year.

Otter Lake dam below the outlet of Otter Lake, on Lot 25, in the 14th concession of Monmouth, has been gravelled, and some other slight repairs made thereto.

Grace Lake dam has been provided with some new stop logs, and the planking of the slide repaired.

Some gravelling was done and other slight repairs made to two pile-dams at Red-stone Lake, in the township of Guilford.

The dam at the outlet of Oblong Lake has been gravelled and supplied with some new stop logs.

Crab Lake dam and slide at the outlet of Crab Lake in the Township of Sherborne was built early in the spring of 1879, for the purpose of reserving the water of the lake and to facilitate the driving of the timber down the river.

The dam is 89 feet long, and 20 feet wide, and the slide is 40 feet in length and 20 feet in width, with an apron 70 feet in length, and 20 feet in width constructed of round logs.

Paint Lake dam has been supplied with some new stop logs.

Hawk Lake dam, in the Township of Stanhope, was built in the fall of 1878 for the purpose of reserving the waters of Hawk Lakes. A slide, 40 feet in length and 20 feet

in width, and an apron constructed of round logs, 30 feet in length and 24 feet in width, have been built to it this year.

Horse Shoe Lake dam, on the Gull river, in the Township of Minden, has been gravelled, and supplied with 4 new stop logs this year.

Dam and Slide at Workman's Mills.—This dam has been supplied with new stop logs, and the slide has been lengthened 80 feet, to facilitate the running of timber over the falls. The crib-work on the North side of the slide was also lengthened 43 feet and some broken planking repaired in the slide. Some blasting was also done at the falls below.

At Racketty Creek, the outlet of Bob Lakes, there has been a slide built 420 feet in length and 5 feet 4 inches in width. There has also been two dams built at the top of the slide for the purpose of blocking up the channels of the creek, and forming a basin to receive the timber before entering the slide. A quantity of loose rock had to be removed and some blasting done during the progress of these works, which are situated on Lot No. 13 in the 12th Concession of Lutterworth.

Dam and Slide at Elliott's Falls, Gull River.—Some slight repairs have been made to the slide, and the dam has been furnished with some new stop logs.

Keneses Lake dam and the dam at Norland, on the Gull River, have also been supplied with new stop logs.

In connection with the Gull and Burnt River waters, appropriations will be required in 1880, for the following works:—

The dam at the outlet of Redstone Lake will require to be re-built. The present slide could be made use of with a few repairs.

Two pile-dams on Lot No. 30, in the 8th Concession of Guilford, will require to be re-built. These dams prevent the water of Redstone Lake from running into Eagle Lake.

The dam at the foot of Hall's Lake, requires an apron and other slight repairs.

A new pile-dam will require to be built at the outlet of Oblong Lake, and the stop log dam will require to be repaired.

The dam at the outlet of Horse Shoe Lake requires an apron along the back, to prevent the water from washing the gravel from under the foundations and some of the cribbing requires planking.

The Slide at Elliott's Falls, on the Gull River, requires lengthening, on account of the unevenness of the rock below; the cribwork, a distance of 30 feet, and the planking, a distance of 50 feet.

The dam at Fenelon Falls requires graveling, and some repairs made to the planking. The crib-work of the slide is also much worn in some places, and will require to be re-built.

MAINTENANCE OF LOCKS, DAMS AND SWING BRIDGES.

In the estimates for this year, provision was made for partial re-construction and extensive repairs to be made to the Swing bridges at Lindsay and Young's Point, but upon examination it was found that the timbers were so decayed, that it would be impossible to repair them. Two new bridges were therefore built at Lindsay, and one at Young's Point, and as the appropriation was not sufficient to cover the expense of re-building the bridge over the Scugog river south of Lindsay, it was slightly repaired and adjusted, but it is now entirely worn out, and will require to be re-built in 1880. The guard-piers both above and below this bridge will also require considerable repairs.

The swing bridge at Port Carling was adjusted and supplied with new truss rods to the centre beam, and rollers under the ends of the bridge. Some of the planking of the lock was also repaired.

The swing bridge at Rosedale on the Balsam river was adjusted, and the dam was gravelled and supplied with some new stop logs. Some repairs were also made to the booms.

Some new timbers were put on the dam at Young's Point, and some planking done. The slide was also repaired with some new planking and cross sills, and some slight repairs made to the pier and platform above the lock.

A sunken pier was taken out up the river and some repairs made to the lock gates.

The recess for the lower gates of the Lindsay lock was cleaned out, and some slight repairs made to it and also to the lock at Rosedale on the Balsam river.

The following improvements and repairs will be required on these works in 1880.

A new swing bridge will require to be built over the Scugog river, south of Lindsay, and the present guard piers repaired.

The cribwork extending along the edge of the Scugog river, below the Lindsay lock, will be required to be repaired, and the apron of the dam requires planking.

At Young's point there will be two piers required up the river above the canal, 20 feet square and 18 feet high, for the purpose of preventing the boats and scows from breaking the present boom and going over the dam.

There are also three piers required below the lock, 16 feet square and 12 feet in height, and about 300 feet of double boom, to prevent the steamers and barges from being driven on shoals and rocks by the strong current below the entrance to the lock.

DRAINAGE WORKS.

During the present year applications have been made, and aid granted to the following Townships under the "Ontario Municipal Drainage Aid Act," viz:—

Ekfrid, Lakefield, Moore, Southwold, Dunwich, Colchester, Sidney, Thurlow, Brooke, Eldon, Plympton, Romney, Warwick, Tilbury East and West, Euphemia, Howard, Dawn, Raleigh, Mariposa, Howick, Turnberry, Dover, Keppel, Bruce and Rochester, and applications are still being sent in.

Drainage works are being vigorously prosecuted by these different municipalities, and the drains constructed have in many instances rendered lands fit for cultivation, which prior to their construction were entirely useless.

EXTENSION OF RAILWAYS IN 1879.

Construction works have been in progress during the present year on eight new lines of railway throughout the Province, having a total length of about 407 miles. Two of these lines have been completed and opened for traffic during the same period. Six of these Railways have been previously reported on as in construction. The works on these not reported on have been commenced during the present year. They are,—

1. The Huron and Erie Railway.

2. The Georgian Bay and Wellington Railway.

All the railways in construction during the year are to have the 4 feet 8½ inch gauge.

The details of the works on the several lines in construction in 1879, so far as known, are as follows:—

Credit Valley Railway.

The construction of this line was commenced in 1873, and the work has been steadily progressing ever since. Early in 1878 a portion of it, extending from Woodstock to Ingersoll, a distance of ten miles, was completed, and the work has been so vigorously pushed since, that the entire line is now completed and open for traffic.

The main line extends from Toronto to Ingersoll, a distance of about 94½ miles, with a branch line from Streetsville to Orangeville, 35 miles in length, and a branch from Cataract Junction, in the Township of Caledon, to Elora, a distance of about 27¾ miles. The total length of the Railway is therefore in excess of 150 miles, and the line is laid with steel rails throughout. It is the intention of the Company to extend the main line from Ingersoll to St. Thomas, a distance of 26 miles. The work, however, has not been commenced yet, but it is expected that it will be completed before the close of 1880.

Grand Junction Railway.

The construction of this railway was commenced in 1871, and twenty miles, extending from Belleville to Stirling were completed in 1874. During the present year the line has been completed from Stirling to Hastings, a distance of 24.32 miles, and I am informed that the Company intend to make a further extension of 20.68 miles to Peterboro, from which point it will form a competing line with the Midland Railway.

Midland Railway.

An extension ten miles in length, extending from Waubauskene to the Wye river, was completed on this Railway in 1878, and some grading was done between the Wye river and its Northern terminus at Midland Village. This portion has been completed and opened for traffic during the present year. The distance being 4.53 miles.

Prince Edward County Railway.

Construction works were commenced on this railway in 1878, and about 14 miles of the line were graded before the close of the year. The entire line from its northern terminus at Trenton on the G. T. R., to its southerly terminus at Picton in Prince Edward County, a distance of 32 miles, has since been completed and opened for traffic.

Canada Central Railway.

The Canada Central may be considered an extension of the Brockville and Ottawa Railway. It has been open for traffic as far as Renfrew for some years. A portion of it extending from Renfrew to Pembroke, a distance of 34.56 miles, were completed and opened for traffic in 1876, and a further extension, 135 miles in length, is now under construction, of which, I am informed, a length of 55 miles have been graded, 44 miles of track laid, and 30 miles ballasted.

Stratford and Lake Huron Railway.

This railway was opened for traffic in 1878 from Stratford to Listowel, a distance of 27.50 miles. Its extension from Listowel to Wiarton, a distance of 78 miles, is now in progress, and I am informed that a considerable amount of grading and other work has been done along the whole line, but no iron has yet been laid.

The length of this line when completed will, therefore, be 105.50 miles.

Huron and Erie Railway.

This railway commences at Rond Eau Harbour, in the County of Kent, and continues from thence to Blenheim, Chatham and Dresden, with a branch to Wallaceburg, 11 miles in length. It is the intention of the Company to extend to the G. T. R., via Petrolia, to either Sarnia or Forest, a distance of about 60 miles. The road, as projected, will therefore be 71 miles in length, 40 miles of which, I am informed, is already graded and ready for track-laying.

The work was commenced in the early part of this year, and it is expected that the entire line will be completed and opened for traffic in 1880.

Georgian Bay and Wellington Railway.

The construction works on this Railway were commenced during the summer of the present year. The portion now under construction commences at the G. W. Railway at Palmerston, and extends to Durham, a distance of 26 miles.

The grading, bridging and fencing are nearly completed, and track laying and ballasting will shortly commence.

It is intended to extend the line to Owen Sound, a distance of 33 miles, the work on which will probably commence during the present winter.

The line when completed will therefore be 59 miles in length.

It will be seen from the details given that the total length of Railways completed, ready for traffic, in the Province during 1879, is, as nearly as may be, 208.10 miles.

MILEAGE OF RAILWAYS.

A statement in the report of 1878, gave in detail the mileage on each Railway in Ontario, distinguishing between those constructed prior to and after Confederation. I, therefore, conclude my report with a revised statement to the close of 1879.

No.	NAME OF RAILWAY.	TERMINAL POINTS.		Completed prior to Confederation, July, 1867.	Length in Miles.	Completed since Confederation.	Length in Miles.	At present under construction, or contract.
		FROM	TO					
1	Grand Trunk Railway—Main Line	Eastern Boundary of Province	Point Edward					
2	" " Buffalo and Lake Huron Branch	Fort Erie	Goderich	457				
3	" " London Branch	St. Mary's	London	158				
4	" " Galt and Doon Branch	Galt and Doon	Berlin	23				
5	Great Western Railway—Main Line	Suspension Bridge	Detroit	7	45			
6	" " Toronto Branch	Hamilton	Toronto	229				
7	" " Wellington, Grey and Bruce	Harrisburgh	Southampton	39.5	102			
8	" " Loop Line Division	Glencoe	Fort Erie.	27	145			
9	" " Sarnia Branch	London	Sarnia	61				
10	" " London and Port Stanley Branch	do	Port Stanley	25				
11	" " Brantford Branch	Harrisburgh	Brantford	8				
12	" " Petrolia Branch	Wyoming	Petrolia	7				
13	" " Wellington, Grey & Bruce South Extension	Palmerston	Kingcardine					
14	" " London, Huron and Bruce Branch	London	Wingham		66			
15	" " Brantford and Norfolk Branch	Brantford	Tilsonburgh		74			
16	Welland Railway	Port Colborne	Port Dalhousie		35.88			
17	Brockville and Ottawa Railway and Perth Branch	Brockville	Carleton Place	25				
18	Canada Central Railway	Ottawa	Lake Nipissing	57				
19	St. Lawrence and Ottawa Railway and Chaudiere Branch	Prescott	Ottawa.	59.5	48			
20	Toronto and Nipissing Railway	Toronto	Cobowick					
21	Northern Railway—Collingwood Line	Toronto	Meaford	94				
22	" " Muskoka Branch	Barrie	Gravenhurst					
23	Midland Railway—Main Line	Port Hope	Midland City	53				
24	" " Peterborough Branch	Millbrook	Lakefield	65	54.53			
25	Whitby, Port Perry and Lindsay Railway	Port Whitby	Lindsay	13	9			
26	Cobourg, Peterborough and Marmora Railway—Marmora Line	Cobourg	Harwood		46			
27	" " " " Peterborough Line.	Rice Lake	Chemong Lake	22				
28	Toronto, Grey and Bruce Railway—Main Line	Toronto	Owen Sound		9			13
29	" " " " Teeswater Branch	Orangeville	Teeswater	122				
30	Hamilton and North-Western Railway—Main Line	Port Dover	Barrie	73				
31	" " " " Collingwood Branch.	Clarksville	Collingwood	137				
32	Canada Southern Railway—Main Line	Fort Erie	Annersburg	40				
33	" " " " St. Clair Branch	St. Thomas	Courtwright	229				
34	" " " " Niagara Branch	Niagara	Fort Erie.	62				
35	Kingston and Pembroke Railway	Kingston	Madawaska River	30				
							60.32	28

No.	NAME OF RAILWAY.	TERMINAL POINTS.		Completed prior to Confederation, July, 1867.	Completed since Confederation.	At present under construction or contract.
		FROM	TO			
36	Victoria Railway	Lindsay	Halliburton	55-81
37	Port Dover and Lake Huron Railway	Port Dover	Stratford	63
38	Stratford and Lake Huron Railway	Stratford	Warton	27-5	78
39	Lake Simcoe Junction Railway	Stouffville	Jackson's Point	26-5
40	Prince Arthur's Landing and Kamistiquia Railway	Prince Arthur's Landing	Fort William	6
41	Grand Junction Railway	Belleville	Peterborough	44-32	20-6
42	Montreal and City of Ottawa Junction Railway	Province Boundary	Ottawa	66
43	Belleville and North Hastings Railway	Grand Junction Railway	Madoc	22
44	Credit Valley Railway—Main Line	Toronto	Ingersoll	94-43
45	" " Branch Line	Streetsville	Elora & Orangeville	62-83
46	North Simcoe Railway	Barrie	Penetanguishene	33-34
47	Prince Edward County	Pictou	Trenton at G.T.R.	32
48	Huron and Erie Railway—Main Line	Rond Eau Harbour	Sarnia or Foreston G.T.R.	60
49	" " Branch Line	Dresden	Wallaceburg	11
50	Georgian Bay and Wellington Railway	Palmerston	Owen Sound	59
				1464	1946-96	470-6

It will be seen from the above statement that the total length of Railways constructed since Confederation is 1946·96 miles. Of these a length of 1410·66 miles have been aided by the Province of Ontario.

I have the honour to remain,

Your obedient servant,

ROBT. McCALLUM,

Engineer Public Works.

The HON. C. F. FRASER,
Commissioner of Public Works,
Ontario.

STATEMENTS

OF

ACCOUNTANT AND LAW CLERK.



No. 1.—EXPENDITURE for Fuel, Gas, Water, Repairs, &c., by the Department of Public Works, during 1879. (Part of Maintenance Accounts).

NAME OF WORK.	Expenditure for 1879.
	\$ cts.
Government House	5,559 89
Executive Council's and Attorney-General's Offices	349 13
East Wing, Parliament Buildings	3,010 93
Department of Public Works	396 74
Crown Lands Department	1,284 50
Parliament Buildings, Centre	6,344 08
Osgoode Hall, Toronto	8,083 50
School of Practical Science	541 99
Maintenance of Locks and Dams	5,671 36
Total	\$31,242 12

F. T. JONES,
Accountant.

DEPARTMENT OF PUBLIC WORKS,
TORONTO, 1st January, 1880.

No. 2.—STATEMENT of the Expenditure on Public Works in 1879, and Total Expenditure thereon up to 31st December, 1879.—Capital Account.

NAME OF WORK.	Expenditure	Expenditure,	Total.
	from 1st July, 1867, to 31st Dec., 1878.	1879.	
	\$ cts.	\$ cts.	\$ cts.
Government House.....	136,335 86	4,951 99	141,287 85
Parliament and Departmental Buildings and Grounds.....	80,725 99	107 88	80,833 87
Asylum for the Insane, Toronto.....	229,918 40	3,444 93	233,363 33
Do London.....	584,980 37	8,878 84	593,859 21
Do Hamilton.....	272,845 44	30,129 73	302,975 17
Do Orillia.....	39,409 32	1,245 55	40,654 87
Do Kingston.....	120,364 72	16,816 19	137,180 91
Deaf and Dumb Institute, Belleville.....	172,893 17	4,703 41	177,596 58
Blind Institute, Brantford.....	169,279 57	6,628 34	175,907 91
Central Prison, Toronto.....	485,212 79	35,091 13	520,303 92
Andrew Mercer Reformatory.....	8,166 27	37,971 57	46,137 84
Reformatory, Penetanguishene.....	37,081 92	7,632 13	44,714 05
Registry Office and Gaol, Bracebridge.....	6,192 86	163 76	6,356 62
Court House and Gaol, Sault Ste. Marie.....	5,750 40	5,750 40
Registry Office, do.....	1,886 21	1,886 21
Government Farm, Mimico.....	51,646 34	51,646 34
Agricultural College and Farm, Guelph.....	169,665 12	5,631 89	175,297 01
School of Practical Science, Toronto.....	59,100 26	59,100 26
Do do New Building.....	37,354 13	37,354 13
Normal and Model Schools, Toronto.....	53,927 10	1,042 29	54,969 39
Registry Office and Lock-up House, Parry Sound.....	5,120 78	175 26	5,296 04
Do do Thunder Bay.....	18,652 75	128 98	18,781 73
Registry Office at Minden.....	2,987 50	2,987 50
Lock-up at Silver Islet, Lake Superior.....	2,268 79	2,268 79
Do Mattawan, Nipissing District.....	2,547 20	2,547 20
Three Lock-ups, Grand Manitoulin Island.....	4,119 00	2,402 79	6,521 79
Brock's Monument.....	981 10	981 10
Normal and Model School, Ottawa.....	95,958 13	10,865 78	106,823 91
Osgoode Hall, Toronto.....	43,697 18	400 03	44,097 21
Lock on Rosseau River, Muskoka.....	36,946 03	36,946 03
Lock at Young's Point, Peterborough.....	30,892 72	30,892 72
Lock between Balsam and Cameron Lakes.....	23,959 02	23,959 02
Lock between Mary's and Fairy Lakes.....	31,401 38	1,160 41	32,561 79
Cut between Lakes Joseph and Rosseau.....	9,995 75	9,995 75
Scugog River Works.....	53,587 47	53,587 47
Pigeon River Works.....	4,999 62	4,999 62
Sydenham River Works.....	2,156 26	2,156 26
Nottawasaga do.....	5,915 09	5,915 09
Kaministaquia do.....	22,865 02	22,865 02
Muskoka do.....	27,761 71	6,098 41	33,860 12
Otonabee do.....	2,520 55	2,520 55
Balsam do.....	4,080 95	4,080 95
Gull and Burnt do.....	38,920 67	5,777 16	44,697 83
Wye do.....	5,176 98	5,176 98
Trent River Bridge.....	2,000 00	2,000 00
Bridges at Port Carling.....	3,046 99	3,046 99
Bridge at Port Sandfield.....	2,338 43	2,338 43
Muskoss Falls Works.....	5,013 00	5,013 00
Muskoka Lakes Works.....	1,470 36	1,470 36
Washago and Gravenhurst Road.....	32,792 12	32,792 12
Wharf at Washago.....	489 22	489 22
Portage du Fort Bridge.....	4,997 99	4,997 99
Clearings and Log-houses on Free Grant Lands, 'Settlers' Homestead Fund.....	16,780 75	16,780 75
Roads in Ryerson.....	7,295 06	7,295 06
Surveys, Inspections, Arbitrations, and Awards, &c.....	15,625 05	6,448 03	22,073 08
Aldborough Drainage Works.....	7,199 02	7,199 02
Brooke do.....	34,747 73	34,747 73
Delaware do.....	5,740 93	5,740 93
Dunwich do.....	10,105 86	10,105 86

No. 2.—STATEMENT of the Expenditure on Public Works in 1879, and Total Expenditure thereon up to 31st Dec., 1879.—Capital Account.—*Continued.*

NAME OF WORK.	Expenditure from 1st July, 1867, to 31st Dec., 1878.	Expenditure, 1879.	Total.
	\$ cts.	\$ cts.	\$ cts.
Ekfrid, Caradoc, and Metcalfe Drainage Works	13,667 66	13,667 66
Grey Drainage Works	8,175 47	8,175 47
Moore do	17,091 58	17,091 58
Mosa do	12,714 75	12,714 75
Nissouri, West, Drainage Works	8,178 50	8,178 50
Raleigh do	36,409 64	36,409 64
Russell do	11,543 77	11,543 77
Sarnia do	40,540 55	40,540 55
Sombra do	53,169 04	53,169 04
Tilbury, East, do	35,297 62	35,297 62
Tilbury, West, do	31,577 06	31,577 06
Williams, East, do	2,221 75	2,221 75
Surveys and Drainage of Swamp Lands, Provincial Account	36,448 51	36,448 51
Totals	\$3,656,926 30	\$197,896 48	\$3,854,822 78

F. T. JONES,
Accountant.

DEPARTMENT OF PUBLIC WORKS,
TORONTO, 1st January, 1880.

No. 3.—CONTRACTS and Bonds entered


DATE.	WORK.	SUBJECT OF CONTRACT.
Feb. 4.....	Muskoka River Works.....	6,500 to 8,500 feet of timber.....
“ 4.....	“ “	About 95,000 feet of timber.....
“ 13.....	London Asylum.....	Release of claims for damages.....
April 16.....	Mary’s and Fairy Lakes Works	9,157 feet of white pine and 512 feet of white oak.
“ 16.....	Young’s Lock.....	Oak and pine for repairs.....
“ 16.....	Blind Institute.....	Heating apparatus, Principal’s residence.....
June 16.....	Hamilton Asylum.....	Construction and repair of sewer
“ 25.....	Central Prison	Additional storey and repair of injuries done by fire.
“ 30.....	Andrew Mercer Reformatory	Steam-heating apparatus
“ 30	London Asylum.....	Fences round airing-yards
July 4.....	Lock-up at Gore Bay, Manitoulin Island..	Whole work
“ 7.....	Model School, Ottawa.....	“
“ 15.....	School of Agriculture.....	Addition

DEPARTMENT OF PUBLIC WORKS,
 TORONTO, 1st January, 1880.

into with Her Majesty during 1878.

CONTRACTORS.	SURETIES.	AMOUNT.
George W. Taylor, Gravenhurst, Muskoka District.		Per cubic foot..... \$ cts. 0 08½
Jonathan Tasker, of the Village of Reay, Muskoka District.		Per M. board measure 7 90
Thomas Hiscox, London		1,000 00
George Hunt, Huntsville, Muskoka District.		Per M., white pine 10 00 " white oak 15 00
George J. Chalmers, Young's Point, Peterboro'.		" white pine 15 00 " white oak 25 00
S. Saunders, London		595 00
The Corporation of the City of Hamilton.		10,000 00
John Forin, Belleville	John Bell, Belleville, and A. S. Brown, Belleville.	9,739 00
W. J. McGuire, Toronto, and James Morrison, Toronto.	James Morrison, Toronto, John Inglis, Toronto, and Daniel Hunter, Toronto.	7,833 00
Nathan Broadbent, London	J. McMechan, London, and John Walker, London.	2,200 00
The Law Building and Manufacturing Company, Meaford.	James Cleland, Meaford, C. Barber, Meaford, and T. Harris, Meaford.	1,450 00
Patrick Lyons, Ottawa, and A. Robillard, Ottawa.	Francis McDougall, Ottawa, and George O'Keefe, Ottawa.	24,000 00
Thomas Dobbie, Guelph, and Walter Grierson, Guelph.	James Barclay, Guelph, and George Wilkinson, Guelph.	2,959 00

F. T. JONES,
Law Clerk.



TWELFTH ANNUAL REPORT
OF THE
INSPECTOR OF ASYLUMS, PRISONS
AND
PUBLIC CHARITIES
FOR THE
PROVINCE OF ONTARIO,
FOR THE YEAR ENDING 30TH SEPTEMBER,
1879.

Printed by order of the Legislative Assembly.



Toronto:
PRINTED BY C. BLACKETT ROBINSON, 5 JORDAN STREET.
1880.

OFFICE OF THE
INSPECTOR OF PRISONS AND PUBLIC CHARITIES, ONTARIO,
PARLIAMENT BUILDINGS, TORONTO, 30th December, 1879.

SIR,—I have the honour to transmit herewith, to be presented to His Excellency, the Lieutenant-Governor, my Twelfth Annual Report upon the Asylums, Prisons and Public Charities of Ontario, being for the official year ending on the 30th September, 1879.

I have the honour to be,

Sir,

Your most obedient servant,

J. W. LANGMUIR,
Inspector

The Honourable,
ARTHUR STURGIS HARDY, M.P.P.,
Secretary for the Province of Ontario,
Toronto.

CONTENTS.

	PAGE.
PREFACE	1-5
PART I.—ASYLUMS FOR THE INSANE	6-69
PART II.—PRISONS, COMMON GAOLS AND REFORMATORIES	70-194
PART III.—INSTITUTIONS FOR THE EDUCATION OF THE DEAF AND DUMB, AND THE BLIND	195-211
PART IV.—HOSPITALS AND CHARITABLE INSTITUTIONS	212-293
APPENDIX	294-452

PREFACE	1-5
Working and progress of Public Institutions—Synopsis of only given	1
Asylums for the Insane—General remarks upon	1-2
Refractory Branch of the London Asylum, completed and occupied	2
Hamilton Asylum—Two new wings completed and occupied	2
Total Asylum accommodation	2
Number of vacancies at close of year	2
Vacancies confined to the Western Asylums only	2
Insane in the Eastern section of the Province thereby put to inconvenience	2
Kingston Asylum should be enlarged	2
Idiots—temporary provision for—made in the Hamilton Asylum	2
Orillia Asylum—Buildings should be added to	2
Number of persons admitted to Asylums, and total in residence during the year	2
Prisons and Reformatories—General remarks upon	2
Number of Institutions comprised under such heading	2
Prison and Reformatory system of the Province complete	2
Reformatory for Women and Industrial School for Girls, well advanced in construction	3
Reformatory for Boys—Changes in management of, being carried out	3
Central Prison still ranks as a most useful establishment	3
Falling off in number of commitments to Common Gaols	3
Institutions for the Deaf and Dumb, and the Blind—General remarks upon	3
Institutions continue to work well	3
Institution for the Blind—Another wing should be added to the	3
Hospitals and Charitable Institutions—Remarks upon	3
Number of Institutions receiving grants under provisions of Charity Aid Act	3
Statement shewing number of persons who became inmates of Public Institutions	4

	PAGE.
Charge upon Treasury of the Province for maintaining and aiding such Institutions,	
Tables shewing the	4-5
Revenue derived from Provincial Institutions	5
Public Institutions buildings—Woodcuts and descriptions of, inserted in report ...	5

PART I.

ASYLUMS FOR THE INSANE	6-69
Number of Insane and Idiotic persons under accommodation on the 30th September, 1879, and 30th September, 1878	6
Increase in Insane population—Chiefly in London and Hamilton Asylums ...	6-7
Toronto Asylum—Slight decrease in population of, explained	7
Kingston Asylum—Beds all filled	7
Orillia Asylum—Accommodation exhausted	7
Insane in Dominion Penitentiary—Increase of one in number of	7
Decrease in number of Lunatics in Common Gaols at the close of the year ...	7
Increase in population of Asylums—Cause of, explained	7-8
Lunatics in private houses at close of year, fewer than at any previous time ...	8
Conclusions arrived at regarding increase of insane population	9
Movements of Asylum populations—Table shewing the	9
Length of Asylum residence of patients remaining in confinement at close of year ...	9
Asylum Accommodation—Table shewing extent of—also number of beds vacant at close of year	10
Admissions—Remarks upon	10
Re-admissions—Number of	11
Commitment of Lunatics to Gaol—Practice frequently resorted to	11
Necessity for such practice really very rare	11
Counties from which admissions were made	11
Table shewing number of persons admitted to Asylums each year since Confederation, the number under treatment in such years, and the number in residence at the close of each year	12
Nationalities, religious denominations, and social state of persons admitted during the official year, and in all previous years	12
Discharges—Summary of, shewing the mental condition of the patients at the time of release	13
Percentage of recoveries on the admissions to, and total populations of Asylums ...	13
Incurable patients—Number of, remaining in Asylums	13
Length of Asylum residence of patients discharged cured	13
Length of Asylum residence of those discharged in an improved condition	14
Probational discharges—Remarks upon	14
Deaths—Summary of	14
Rate of mortality, the lowest for several years	15
Rate varied in the different Asylums	15
Causes of death	15
Length of residence of patients who died	15
Suicide—Only one case of	15

	PAGE.
Escapes—Thirty-seven in number	15
Asylum for the Insane, Toronto—Summary of operations during year	15
Asylum for the Insane, London—Summary of operations during year	16
Asylum for the Insane, Kingston—Summary of operations during year	17
Asylum for the Insane, Hamilton—Summary of operations during year	17-18
Asylum for Idiots, Orillia—Summary of operations during year	18
Causes of insanity—Summary of	18-19
Employment of patients	19
Greater organization and method required in carrying on Asylum employment	19
Number of patients in Asylums unfit for out-door labour	20
Light employment should be provided for such	20
Farming and gardening most suited to the majority of patients	20
Area of land attached to the Asylums	20
Cartailment of Toronto Asylum property	20
Kingston Asylum—More land required for	21
Hamilton and Orillia Asylums—Area of land attached to, should be increased	21
Acquirement of a lditional land for Asylum purposes strongly recommended	21
Statement of value of products from Asylum farms and gardens	21
Amusements and recreation of patients—Remarks upon	21-22
Out-door Sports should be encouraged	22
Patients sent to bed too early	22
Officers, attendants and servants—Number of	22
Changes in Asylum staff during official year	22-23
Asylum Expenditure—Summary of	23
Annual cost per patient in 1878 and 1879	23
Summary of the annual and weekly cost per patient in each Asylum in 1879	23
Summary of the annual and weekly cost per patient in each Asylum in 1878	24
Remarks upon various items of expenditure	24-25
Paying patients—Number of and amount received from	25
Decrease in receipts for maintainance	25
Summary of weekly rates paid	25
Summary of receipts during each year since Confederation	25
Supplies—Summary shewing method of purchase, etc.	26
SEPARATE REPORTS UPON ASYLUMS FOR THE INSANE	26-49
ASYLUM FOR THE INSANE, TORONTO—Woodcut of, and description of buildings	26-28
First inspection made on 17th and 18th March	28
Population of Asylum—Movements of, since 30th September, 1878	28
Remarks upon admissions and discharges	28
Condition of patients satisfactory	28
Mechanical restraint—No cases of	28
State of Asylum very satisfactory	28
Painting of single rooms to be continued	28
Dining-room arrangements in superior wards much improved	28
Bread—Quality of	28
Kitchen arrangements of east main building, east wing and east hospital—Consolidation of, considered	28

	PAGE.
System of steam cooking adopted	28
Heating arrangements, defects in, require to be overcome	29
Airing verandahs—Re-construction of	29
City water—Supply of, to the Asylum	29
Second inspection made on 25th June	29
Asylum population and changes therein since previous visit	29
Number of patients in excess of space limitations	29
Admission to be confined to paying patients	29
Applications for admissions of free patients to be referred to the London and Hamilton Asylums	29
Good health of patients and efficient hygienic arrangements proved by the small number of deaths	29
Condition and appearance of the patients	29
Food served at meals found to be good, except the bread	29
Baker to resign	30
Additional furniture for some of the halls ordered	30
Laundry working well	30
Farm, garden, and ornamental grounds in admirable order	30
Old Exhibition grounds acquired from the Corporation	30
Pig-pens to be removed to the newly acquired grounds	30
Third inspection made on 13th and 14th October	30
Movements of patients	30
Re-admissions to be so entered in the register	30
Death rate unprecedentedly low	30
Suicide committed by a patient	30
Extra precautions ordered to be taken in the future	30
Patients seen and conversed with	30
Mechanical restraint almost entirely absent	31
Dress of male patients fairly satisfactory	31
New tailor to be appointed	31
Female patients neatly and tidily dressed	31
Female attendants in uniform	31
Dinners seen and tasted	31
Asylum throughout in excellent condition	31
Airing verandahs re-constructed	31
Exercise in verandahs not to be taken as a substitute for out-door recreation	31
Bathing arrangements not satisfactory	31
One bath-room to be re-constructed and account kept of cost of work	31
Dilapidated bedsteads and straw ticks still in use	31
Appropriation to be asked for new bedsteads, hair mattresses, etc.	31
Accommodation in the wings should be devoted exclusively for paying patients	31
New kitchen arrangements completed	31
Appropriations to be asked for erection of coal-sheds and amusement hall and chapel, and for the carrying out of other works	32
ASYLUM FOR THE INSANE, LONDON—Woodcut and description of buildings	32-33
First inspection made on 1st and 2nd January	33

	PAGE.
Movements and changes of population	34
Patient—Death of, hastened by scalding	34
Discharge of attendant in fault	34
Restraint book examined	34
Cases of restraint equal to 1½ per cent. of daily population	34
Patients—Bodily condition of, and appearance generally satisfactory	34
Health of Asylum exceptionally good	34
Main Asylum and Cottages—Corridors and sleeping apartments of, in perfect order	34
Addition to laundry and new dyeing room in use	34
Steam in new addition very dense, porch to be erected at rear entrance to the same	34
Water tank in garret apparently in dangerous condition	34
Public Works Department requested to examine its supports and bearings ...	34
Refractory wards—Furnishing of to be gone on with	34
Shelving in store-rooms to be put up	34
Wire coverings for steam-pipes required	34
Old refractory wards in main building to be cleaned and painted	34
Work performed by Asylum carpenters, account of to be kept	35
Farmer to be transferred to the Institution for the Deaf and Dumb, and Institution farmer sent to the Asylum	35
Water-tank in main building found to be secure... ..	35
Second inspection made on the 25th and 26th March	35
Number of patients in residence, etc.	35
Death of patient by falling through trap-door	35
Doors of trap to be altered	35
Asylum in excellent order	35
Ventilation of wards—Some effective means should be devised for the	35
Two wards in refractory branch in occupation	35
Interior arrangements of the building generally well suited for the patients ...	35
Two more wards to be fitted up, and forty patients transferred from main building	35
Changes in interior economy of Asylum	35
East and west cottages jointly tenanted by male and female patients..	35
Two large associated dining-rooms separately occupied by the sexes... ..	36
Changes reported favourably of	36
Pay-list examined and duties of staff enquired into	36
Allowance of bread, milk, etc., to occupants of gate-houses to be stopped	36
Greater efforts to be made to get the relatives of patients to supply clothing. ...	36
Water-closets on male side of building to be altered	36
Bursar authorized to make sundry purchases	36
Rear premises to be laid out and ornamented	36
Third inspection made on 9th and 10th July	36
The institution and its affairs in good working order	36
Operations of Asylum since previous inspection... ..	36
Condition of patients... ..	36
Lunatics in the Toronto and Kingston Asylum districts to be admitted to the London Asylum	36
Leaky condition of roofs of main building	36

	PAGE.
Hardwood to be laid in various places	37
Water-closets—Alteration of nearly completed	37
Ventilation of laundry improved	37
Steam-heating—Scheme for combining all boilers in one central house	37
Water supply and fire-extinguishing appliances	37
Asylum land in admirable condition	37
Farmer transferred from Belleville on trial to be appointed	37
Garden in good order... ..	37
Lower portion of enclosure to be levelled... ..	37
Brick sewer should first be continued to garden fence, and some tile-drainage done.	37
Estimate of cost of work to be submitted..	37
Ornamentation of rear premises commenced	37
Purchase of material authorized	37
Fencing of grounds of refractory ward—Estimate cost of, to be submitted... ..	37
Coal delivered—Good quality of	37
Application of mechanics to have dinner in Asylum refused	37
Cost of maintaining patients in each branch of Asylum—Books to be so kept as to give this separately	37
Changes in medical staff of Asylum	37-38
Necessary alterations in pay-list authorized	38
Paying patients—List of, examined... ..	38
ASYLUM FOR THE INSANE, KINGSTON, wood-cut and description of buildings	38-39
First inspection made on 19th February	39
Movements of patients	39
Appearance and condition of patients' health wonderfully good	39
Frequent and continued restraint and seclusion are things of the past	39
State of Asylum worthy of great praise	39
Sundry improvements to be gone on with..	39
Cribbing of water-front of Asylum... ..	39
Iron table for kitchen..	39
Curled hair—Purchase of, authorized	39
Furniture for ward No. 9—Requisition for, approved	39
Dinner well prepared and served	39
Housemaid for officers' quarters—engagement of—authorized	40
Assistant engineer and stoker to remain in Asylum at night	40
Mason or plasterer to be engaged temporarily	40
Lane between Asylum property and Cartwright Estate, records in respect of, to be examined	40
House accommodation, extent of, to be reported upon when Cartwright and Jackson properties are taken over	40
Second inspection made on 11th April	40
Population of Asylum	40
Two females only under restraint	40
Glass—smashing of, a frequent occurrence, wire shutters to be placed over windows in two bedrooms in each ward on female side	40
Halls, etc., in excellent order	40

	PAGE.
Works authorized, found to be either finished or in progress	40
Ward No. 9 greatly improved	40
New Avenue to Asylum	40
Cow sheds on Watt property to be taken down	40
Allocation of houses to remain in abeyance	40
Third inspection made on 23th September	40
Movements of patients	40
Lunatics on reception into Asylum to be examined in presence of relatives or sheriff's officer	41
Register checked and every patient seen	41
No restraint on male side, two cases on the female side	41
Dress of patients satisfactory	41
Condition of wards, etc.—favourable report made of	41
Additional furniture required to render wards more comfortable	41
Straw beds, use of	41
New bedsteads to be fitted with hair mattresses	41
Water-closets to be reconstructed	41
Condition of grounds	41
Ordnance land adjoining the Asylum should be acquired	41
New stores, laundry and carpenter's shop in use	41
Horse and six cows to be bought	41
Additional books of record to be obtained	41
Dr. Metcalf appointed superintendent, <i>vice</i> Dr. Dickson, resigned	42
"Forty-foot Road," closing of	42
Works of improvement and construction, for which appropriations are required ...	42
ASYLUM FOR THE INSANE, HAMILTON—Wood cut and description of buildings ...	42-43
First inspection made on 27th Dec., 1878	43
Changes in Asylum population	43
Condition of patients and Asylum	43
New dining hall in use	43
Meal arrangements	44
Amusement hall occupied	44
Re-allocation of additional rooms	44
Rent of house for carpenter not to be allowed	44
Second inspection made on 10th and 11th February	44
New wings—furnishing of	44
Lower corridors leading to new wings to be cleaned and painted	44
Population of Asylum	44
Assistant physician or matron to be present at all meals served in the associated dining room	44
Third inspection made on the 1st April	44
Furniture for new wards examined	44
Requisition for additional furnishings to be submitted	44
Old bedsteads—width of, to be reduced, and mattresses remade	44
Wire guards for windows in refractory ward	45
Panes of glass, size of, to be reduced	45
Live stock—purchase of	45

	PAGE.
Population of Asylum	45
Asylum in creditable condition	45
Water-closets and baths in main building can be dispensed with	45
Heating of Asylum—circulation of steam defective	45
Fourth inspection made on 28th May	45
Asylum accommodation—fifty more beds to be made up	45
Additional furnishings to be obtained	46
Maintenance of patients—instructions given regarding the	46
Idiots, accommodation for, to be set apart in the Hamilton Asylum temporarily	46
ASYLUM FOR IDIOTS, ORILLIA—Woodcut and description of buildings	47
Inspection made on 18th and 19th March	47
Nurses' dormitory used as day room for female inmates	47
Better classification thus obtained	47
Room for six more inmates	47
Inmates evidently kindly treated and well looked after	47
Muffs to be ordered	47
Health of Asylum very good	47
Food good and sufficient	48
Asylum in all departments in a well-kept state	48
Ill-feeling between officers of Asylum—Cause of, investigated	48
Second inspection made on 17th June	48
Changes in population	48
Airing yard for females improved	48
Drains to be flushed and aired	48
Verandahs require re-construction	48
New road to Asylum to be laid out	48
New matron appointed	48
Temporary accommodation for idiots to be made in the Hamilton Asylum	48
Third inspection made on 23rd August	49
Register checked and every inmate seen	49
Ceilings require repairing	49
Grounds—Improvement of	49
TABLES OF ASYLUM OPERATIONS AND STATISTICS	51-69
List of tables	49-50
Table No. 1, shewing the general movements of patients in respect to admissions discharges deaths, and transfers, together with the number in residence at the beginning and ending of the year, etc.	51
Table No. 2, shewing the counties from which patients were admitted to Asylums during the year, and the Asylums they were assigned to	52
Table No. 3, shewing the counties and places from which the entire number of patients that have been admitted to Asylums were received	53
Table No. 4, shewing the length of time the patients, received into the Asylums during the year, had been insane prior to the time of admission	54
Table No. 5, shewing length of residence of patients remaining in the Asylums on the 30th September, 1879	55

	PAGE.
Table No. 6, shewing the periods that patients were under treatment who were discharged cured during the year	56
Table No. 7, shewing the period that patients were under treatment who were discharged improved during the year	57
Table No. 8, shewing the periods that patients were under treatment who were discharged unimproved during the year	58
Table No. 9, shewing the length of Asylum residence of those patients who died during the year	59
Table No. 10, shewing the causes of death of those patients who died during the year	60
Table No. 11, shewing the trades, callings, and occupations of the persons admitted to the various Asylums during the year ending 30th September, 1879, and the total admissions	61-62
Table No. 12, shewing the causes of insanity of the persons admitted to the various Asylums during the year	63-64
Table No. 13, shewing detailed expenditure of the various Asylums of the Province for the year	65
Table No. 14, statement shewing in detail the amount expended for the various branches of the Asylum service, and the cost per patient for maintenance for the year	66
Table No. 15, shewing the supplies for which tenders were invited and the prices paid for the same under contract	67
Table No. 16, shewing the number of officers and <i>employés</i> in each and all of the Asylums, classified according to duties performed	68
Table No. 17, shewing the nature of employment and the number of days work performed by patients during the year	69

PART II.

PRISONS, COMMON GAOLS, AND REFORMATORIES	70-194
COMMON GAOLS	70-146
Commitments during year—Number of	70
Commitments during past three years—Comparative summary of	70
Decrease in commitments of official year	70
Gaols in which largest decreases have taken place	70
City gaols—Commitments to, still decreasing	71
Female population of gaols	71
Committals to gaols since 1869—Summary of	71
Youths committed to gaol, number of, reduced	71
Summary of number of boys and girls committed since 1869	71-72
Re-commitment of prisoners, remarks upon	72
Crimes and offences for which persons were committed, summary of, for the years 1869, 1875, 1876, 1877, 1878, 1879, and remarks thereupon	72-73
Disposition of persons committed, summary of	74
Nature of sentences passed upon the convicted persons, summary shewing	74

	PAGE.
Crimes and offences for which persons were sentenced, summary of, and remarks upon	75-76
Difference between number of persons committed for drunkenness and vagrancy, and the number sentenced, cause of, explained	76
Lock-ups for such class of prisoners, should be erected by municipalities ...	76
County Judge's Criminal Courts, operations of	76
Period of sentences passed upon convicted prisoners, summary of	76-77
Number of persons in custody at close of the year, and their places of confinement.	77
Nationalities, religious denominations, social condition, habits and educational status of prisoners committed during the year	77-78
Escapes, number of	78
Goderich gaol, particulars of escapes from	78-79
Berlin gaol, particulars of escapes from	79-80
Napanee gaol, particulars of escapes from	80
Ottawa gaol, particulars of escape from	80
Stratford gaol, particulars of escape from	80
Woodstock gaol, particulars of escapes from	80-82
Parry Sound lock-up, escape from	82
Toronto gaol, particulars of escapes from	82
St. Thomas gaol, particulars of escapes from	82-83
Simcoe gaol, particulars of escapes from	83
Deaths, number of	84
Gaol buildings, construction of, and alterations to, etc.	84
Woodstock gaol, alterations to	84
Kingston gaol, hot water heating appliances introduced into	84
Owen Sound gaol, Council decided to heat it with hot air	84
Lock-ups at Bracebridge, Parry Sound, Manitowaning, and Little Current, furnished and occupied	84
Brantford gaol, entrance to, should be altered	84
Goderich gaol, requires enlarging	84
St. Thomas gaol, kitchen, etc., should be added to	84
Orangeville, plans for new gaol at, to be submitted	84
Maintaining gaols during past year, summary of cost of	84
Cost of maintaining gaols since Confederation, table shewing	85
Aggregate days' custody of prisoners since Confederation, summary of the ...	85
Remarks thereupon	86
Municipal and criminal prisoners, period of custody of	86
Maintaining prisoners, daily cost of	86
SEPARATE REPORTS UPON COMMON GAOLS	87-120
Barrie Gaol	87-88
Belleville Gaol	88
Berlin "	88-90
Brampton "	90
Brantford "	90-91
Brockville "	91-92
Cayuga "	92-93

	PAGE.
Chatham Gaol	93-94
Cobourg "	94-95
Cornwall "	95
Goderich "	95-97
Guelph "	97-98
Hamilton "	98-99
Kingston "	99
L'Orignal "	99-100
Lindsay "	100-101
London "	101
Milton "	101-102
Napanee "	102-103
Ottawa "	103-104
Owen Sound "	104-105
Pembroke "	105-106
Perth "	106
Peterborough Gaol	106-107
Pictou "	107-108
Prince Arthur's Landing Gaol	108
St. Catharines Gaol	108-109
St. Thomas "	109-110
Sandwich "	110-111
Sarnia "	111-112
Sault Ste. Marie "	112
Simcoe "	112-113
Stratford "	113
Toronto "	113-115
Walkerton "	115
Wells "	116-117
Whitby "	117-118
Woodstock	118-119
Bracebridge Lock-up	119
Manitowaning "	119
Little Current "	120
GAOL STATISTICS, TABLES OF	120-146
List of tables	120
Table No. 1, shewing the number of prisoners, male and female, committed during the year ending 30th September, 1879, and a comparison of the same with the preceding year	121
Table No. 2, shewing the number of prisoners over and under 16 years of age, the number of recommitals, the number of persons acquitted on being brought to trial, and the number of prisoners committed under civil processes	122-123
Table No. 3, shewing the offences for which prisoners were committed	124-127
Table No. 4, shewing the total number of prisoners, male and female, committed under each offence during the year	128-129
Table No. 5, shewing the number of prisoners upon whom sentence was passed, the nature and period of the sentences, and the operation of the of the County Judges' Criminal Courts	130-131

	PAGE.
Table No. 6, shewing the offences for which prisoners were <i>sentenced</i>	132-135
Table No. 7, shewing the total number of prisoners, male and female, <i>sentenced</i> under each offence ...	136
Table No. 8, shewing the nationalities, religious denominations, social state, etc., of the prisoners committed ...	137
Table No. No. 9, shewing the occupation, trade and calling of the prisoners committed during the year ...	138-141
Table No. 10, shewing the number of escapes and deaths, the revenue derived from prison labour, the cost of diet, the accommodation of the gaols, and the highest and lowest number of prisoners in custody in each gaol during the year. ...	142-143
Table No. 11, shewing how the prisoners committed during the year were maintained, and the cost thereof ...	144-145
Table No 12, shewing the total number of prisoners in the several gaols of the Province on the evening of the 30th September, 1879, and the nature of their imprisonment ...	146
CENTRAL PRISON OF ONTARIO, movements of population ...	147
Remarks thereupon ...	147
Deaths, causes of, etc. ...	147
Removal of four prisoners as lunatics to Asylum ...	148
Prisoners unfitted for hard labour still sentenced direct... ..	148
Escapes, number of	148
Sentences passed upon prisoners, summary shewing periods of	148
Nationalities, religious denominations, civil condition, social habits and educational status of prisoners	149
Sentences, average period of, very short	149
Fire, occurrence of	149
Loss and insurance on buildings, machinery, etc.	150
Foundry building reconstructed and used as broom-shop	150
Outbreak of fire, likelihood of, reduced	150
Prisoners, industrial employment of	150
Statement shewing number of days worked in each branch	150-151
Woodenware, manufacture of unremunerative	151
Plant, machinery and goods disposed of, and industry stopped	151
Brush making also abandoned	151
Many prisoners still without regular employment	151
Industrial work should be procured for one hundred prisoners	151
North and south shops available for iron and wood working	151
Offers for the leasing of these shops, with the labour of prisoners to be advertized for	51
Industrial department, changes in the management of	151
Inspection—many visits of, made	152
Special inspection made on 5th, 6th and 7th July	152
Entire premises gone over, and discipline, routine, etc., of prison minutely examined into	152
Condition of establishment, and manner in which it is maintained, most favourable reports to be made of	152
Satisfactory condition of prison and prisoners reflects credit on prison staff ...	152

	PAGE.
Movements of prisoners since close of official year, summary of	153
Statement of manner in which prisoners were employed	153
Industrial departments, working of, minutely enquired into	154
Broom shop, remarks upon	154
Brick yard, remarks upon	154
Blacksmith, machine, and wood shops, remarks upon	154
Tailor's shop, remarks upon	155
Shoe shop, remarks upon	155
Mat making, remarks upon	155
Garden and farm work, remarks upon	155
Outside gang, work of, remarks upon	155
Domestic service of the prison, remarks upon	155
Conduct register, to be kept in each shop	156
Dietary arrangements and regulations examined	156
Ample amount of food supplied	156
Complaints made of insufficiency of food by a few prisoners	156
Complainants admit the possession of inordinately large appetites	156
Not desirable to alter dietary to meet exceptional cases	156
Diet, scale of	156-157
Food, quality of, examined	157
Refrigerator required for keeping meat	157
Roll called, and every prisoner seen and spoken to	157
Complaints made regarding dietary	158
Complaints made regarding medical treatment	158
Complaints made that unfair and undue punishment had been given	158
Complaints, all enquired into, and found to be without foundation	158
Hospital, remarks upon	158
Sunday services, routine of, examined	158
Attendance at Protestant services by Roman Catholic prisoners, and <i>vice versa</i>	159
Practice to be discontinued	159
Success of present method of giving religious instruction, obviates necessity of appointing Chaplains	159
Night school, proposed establishment of, to be considered	159
Minor improvements made to prison premises	159
Tailor's shop should be enlarged	159
Store-room for prisoner's personal clothing, to be fitted up in extension of tailor's shop	159
Heat of kitchen, means of reducing, should be obtained	159
Cupolas to be removed	159
Minor instructions recorded	160
Fire appliances, efficiency of, tested	160
Maintenance expenditure, statement of	160
Places from which prisoners were received, statement of	16
Transferring prisoners, statement of costs of	162
Discharged prisoners, list of places returned to, and cost of fares, etc	162-163
Administration of criminal justice account, Central Prison, balance sheet of	164
Industrial department, financial operations of	165
Expenditures, statement of	165-167

	PAGE.
Sales of manufactured goods and charges of prison labour, statement of ...	167-170
Stock of manufactured goods, semi-manufactured goods and raw material on hand, 30th September 1879, statement of ...	170
Amounts outstanding for manufactures and prison labour ...	170-171
Industrial operations, general balance sheet of ...	172
Description of Central Prison buildings, and wood cut thereof ...	173
PROVINCIAL REFORMATORY, operations of ...	175
Nationalities and religious denominations of inmates ...	175-176
Commitments, number of, since Confederation ...	176
Ages of boys committed ...	176
Kelly, Wm. M., resignation of ...	176
McCrosson, Thomas, appointment of ...	176
Decision arrived at by Government to carry out alterations in management of Re- formatory... ..	176
General instruction issued to new warden and officers... ..	176
Complete re-organization of the institution involved ...	176
Penal features to be abandoned, and the institution transformed into a Reformatory School	176
Discipline and interior economy, necessary changes in, cannot all be introduced at once	176
Reformatories in United States visited by the warden ...	177
Practical knowledge of the working of the best managed institutions thus obtained	177
Glaring defects of the old system to be eliminated by the warden ...	177
Rules and regulations, any changes to be made by the warden to be most carefully considered... ..	177
Disciplinary defects cannot all be particularized in a minute ...	177
Suggestions made for the remedy of a few ...	177
Names and designations to be changed ...	177
Reasons for such change ...	177
Prison nomenclature to be discarded ...	177
Boys, care and treatment of, should approach that of well-regulated family ...	178
Superintendent, duties of, in the reception and care of the boys ...	178
Officers and staff of the Reformatory, manner in which they should perform their duty	178
Any officer, etc., guilty of harsh conduct, to be suspended from duty... ..	178
Disciplinary defects, a few of the, commented upon ...	178
Boys locked up in cells too early ...	178
More play and exercise to be allowed ...	178
Lectures, etc., to be given during winter evenings ...	178
Table and dietary arrangements to be improved... ..	179
Schools in some respects inefficient... ..	179
Workshops, system in, to be changed and improved ...	179
Cleanliness and order to be the guiding rules of the institution. ...	179
Personal liberty, larger degree of, might be extended to the boys ...	179
Honour of a boy to be depended upon to a reasonable extent... ..	179
Cellular system most objectionable... ..	179

	PAGE.
Cell structures at once removed from one dormitory	179
Associated sleeping-rooms to be introduced if superintendent reports favourably of proposed change... ..	179
Work of remedying all defects in the reformatory system requires great ability, zeal, energy, etc	180
Act defining the objects of the Reformatory, recommendation for the framing of...	180
By-laws to be framed	180
Minutes of inspection recorded	180
First visit made on 8th and 9th May	180
Movements of inmates	180
Health and appearance of boys satisfactory	180
Wing A, condition of	180
" B, "	180
Associated dormitory, condition of	180
Protestant chapel, condition of	180
Roman Catholic chapel, condition of	180
Protestant school-room, condition of	180
Roman Catholic school-room, condition of	180
Kitchen, dining-room, etc., condition of	180
Bursar's stores, condition of	180
Steward's stores, condition of	180
Capital account, unauthorized expenditures upon	180
Dwelling houses for <i>employés</i> , two to be built	181
Cooper, etc., shop, to be bricked up	181
Cell-dormitory in wing A, reflooring of	181
Fire-proof paint to be spread on roof	181
Clothes-pin factory, instructions regarding	181
Furniture shop, " "	181
Match factory, proposed contract with Mr. Beck in regard to	182
Cooper's shop, work of	182
Tailor's shop, work in	182
Shoe shop, work in	182
Second inspection made on 18th June	182
Broom handles, contract for making of	182
Match-making, contract closed	182
Clothes-pins, manufacture of	182
Capital account, sundry purchases on, authorized	182
Lumber and brick, lowest tender for supply of, to be accepted	182
Third inspection made on 21st and 22nd August	183
Instalment of new Superintendent and Deputy Superintendent	183
Officers and staff of Reformatory notified of new appointments and proposed changes	183
Duties of officers, Superintendent to report upon	183
Cell work of dormitory B to be removed	183
Dormitory, manner in which to be reconstructed	183
Plastering, offer for, to be accepted	183
Steam boiler, additional, sent up	183
Water closets for boys and <i>employés</i>	183

	PAGE.
Gate house to be pulled down	184
Water supply to be obtained from the Bay	184
Workshops, instructions issued regarding	184
Tobacco not to be given to the boys by <i>employes</i> , under penalty of instant suspension	184
Surgeon, visits of, to be more frequent	184
New wing, erection of, imperative	184
Houses for reformatory staff, three more required	184
Heating of buildings by steam, provision should be made for	184
Brick shop for carpenter required	184
Maintenance expenditure, statement of	185
Remarks upon	185
Industrial Department, statement of financial operations of	186
Reformatory Buildings, description and woodcut of	186-187
ANDREW MERCER ONTARIO REFORMATORY FOR FEMALES, Act passed for the organization of	188
Industrial Refuge for Girls, Act passed respecting the	188
Buildings, design of, is in most advanced style	188
Accommodation of buildings, statement of and remarks upon	188
Commitment to Reformatory, method of	189
Inmates, employment of, remarks upon best method for the	189
Discipline to be observed, remarks upon	190
Religious instruction, method of imparting	190
INDUSTRIAL REFUGE FOR GIRLS, Portion of building to be used for purposes of	190
Commitment to Refuge, method of	191
Officers and <i>employes</i> of the Reformatory and Refuge to be females	192
Officers, list of, for whom appropriation will be required	192
Buildings, description and woodcut of	193-194

PART III.

INSTITUTIONS FOR THE EDUCATION OF THE DEAF AND DUMB, AND THE BLIND	195-211
INSTITUTION FOR THE DEAF AND DUMB, statistics regarding pupils of	195-196
First inspection made on 18th February	196
Pupils, number of in residence, and movements of	196
Deaf-mutes, number of, kept at home	196
Officer of Institution to visit deaf-mutes throughout the Province	196
Pupils in satisfactory condition	196
Literary classes, number of, and how taught	196
Articulation class, commencement of	196
Classes, good discipline of	196
Shoe and carpenter shops, work in	196
Institution, condition of	196

	PAGE.
New laundry and bakery in use	197
Structural alterations and repairs ordered to be done	197
Financial affairs, instructions recorded regarding the	197
Second visit made on 10th April	197
Visible speech class doing good work	197
Inmates, number and condition of	197
Arrears for board of pupils, matter to be laid before Lieut.-Governor in Council ...	197
Supplies, requisition for, examined	197
Visits made on 13th and 30th September... ..	197
Dr. Palmer, resignation of, and temporary appointment of Mr. Mathison	197
Mr. Mathison, appointment of, as superintendent	198
Supervising teacher, Mr. Coleman to take position of	198
Institution, population of and movements of inmates	198
Teaching staff, extent of	198
Monitorial teaching, system of, to be enquired into	198
Pupils, appearance of, satisfactory	198
Institution in commendable condition	199
Hardwood flooring, estimate to be submitted for material for	199
Bedsteads, desks, pictures, etc., appropriation to be asked for	199
Coal-shed required	199
Farm and garden, products of	199
Pay-list, Bursar authorized to make changes in	199
Educational department, examination of by Dr. Carlyle recommended	199
Report of Dr. Carlyle on result of examination	199-202
Maintenance expenditures, statement of	202
Institution buildings, description and wood-cut of	202-203
INSTITUTION FOR THE BLIND, Statistics regarding the pupils of	204
First inspection made on 11th February	205
Appearance and health of pupils	205
Pneumonia, death of pupil from	205
Blind persons, high temperature required for	205
Steam-heating requirements, required supplementing	205
Literary department, additional teacher for	205
Second inspection made on 11th June	205
Expenditures on capital appropriation authorized	205
Steam-pump, re-boring of	205
Telephone service, Institution to be connected with	205
Visitation of blind during vacation, teachers to be detailed for the duty	205
Principal instructed to move into the house built for him	205
Third inspection made on 16th and 17th October	205
Movements of pupils... ..	205
Blind persons retained at home through poverty of parents	206
Teaching and instructing staff, size of	206
Literary classes examined	206
Progress of literary department	206
Musical classes effectively organized	206

	PAGE.
Industrial training sustains its practical character	206
Health of pupils generally good	207
Pupils, examination of, by oculists	207
Condition of institution, excellent	207
Improvements and extensions required on female side ...	207
Bakery and meat store unfitted for the purposes	207
Bursar's books examined	207
Appropriations in some instances found insufficient	207
Books, purchase of, authorized	208
Socks for public institutions, to be knitted	208
Monitorial instructor, female pupil to be appointed as	208
Capital account, requirements upon, considered	208
Maintenance expenditures, statement of	208
Buildings, description and woodcut of	208-209
Expenditures of institutions for the Deaf and Dumb and the Blind, statement of, in detail	209-211

PART IV.

HOSPITALS AND CHARITABLE INSTITUTIONS	212-293
HOSPITALS, Table of movements of patients in, during official year	212
Remarks thereupon	213
Out-door patients, number of	213
Hospital accommodation, table shewing the	213
Hospitals greatly improved during the past five years	214
Admissions to hospitals, where made from	214
Religious denominations and nationalities, of patients	214
Ailments and diseases of patients, table of	215-217
Table shewing total number of patients, and their collective and average stay ...	217
Remarks thereupon	218
Average period of hospital residence, greater than necessary	218
Causes of such high average explained	218
Lying in cases, prolonged residence of	218
Report to Government regarding such lengthy residence	218
Orders in Council fixing time for which hospital rates shall be allowed for im- proper hospital cases, and for lying in cases, passage of recommended ...	219
Orders passed and acted upon	220
Table shewing the collective stay of patients, the deductions to be made for ex- tended stay of lying in cases, and of improper cases, and the number of days for which full hospital rates are to be allowed	220
Table shewing receipts of hospitals, and a comparison of one-fourth of such receipts with the supplementary grant	221
Remarks thereupon	222
Tables shewing the net amount to which each hospital is entitled as Government aid for 1880	223

	PAGE.
Table shewing maintenance expenditures of each hospital and the average daily cost per patient	224
SEPARATE INSPECTION REPORTS UPON HOSPITALS	225-244
General Hospital, Toronto, and branches	225-228
City Hospital, Hamilton	228-230
General Hospital, Kingston	230-232
Hotel Dieu Hospital, Kingston	232-234
General Protestant Hospital, Ottawa	234-236
General Roman Catholic Hospital, Ottawa	236-238
General Hospital, London	238-239
General and Marine Hospital, St. Catharines	239-241
General Hospital, Guelph	241-243
St. Joseph's Hospital, Guelph	243-244
HOUSES OF REFUGE , table shewing movements of inmates of	245
Refuges and Orphanages combined, should be divided	246
Remarks upon statistical table	246
Sex, religious denominations, nationalities, and previous residences of inmates	246
Table shewing number of persons cared for, and their aggregate and average stay	247
Table shewing the revenue of the Refuges, etc., and the net amount of aid to which each is entitled	248
Table shewing cost of maintaining Refuges and the average cost per inmate per day	249
SEPARATE REPORT UPON HOUSES OF REFUGE	250-267
House of Industry, Toronto	250-251
House of Providence, Toronto	251-253
Home for Incurables, Toronto	253-254
House of Refuge, Hamilton	254-255
Home for Aged Women, Hamilton	256
House of Industry, Kingston	256-258
House of Providence, Kingston	258-259
Protestant Home for Aged and Friendless, London	259-261
Roman Catholic Orphan Asylum (Refuge branch), London	261
St. Patrick's House of Refuge, Ottawa	261-263
St. Charles Hospice, Ottawa	263-264
House of Providence, Guelph	264-265
Protestant Home (Refuge branch), St. Catharines	265-266
The Home, St. Thomas	266-267
ORPHANS' ASYLUMS , tables shewing movements of inmates of	268
Sex, nationality, religion, and previous residence of children admitted to Orphanages	269
Table shewing the net amount due to each Orphanage as Government aid	270
Maintenance expenditures, table of	271
SEPARATE INSPECTION REPORTS UPON ORPHAN ASYLUMS	272-287
Roman Catholic Orphan Asylum, Toronto	272-273
Orphans' Home and Female Aid Society, Toronto	273-274
Girls' Home, Toronto	274

	PAGE.
Boys' Home, Toronto	274-275
Newsboys' Lodgings, Toronto	275-276
Infants' Home, Toronto,	276-277
St. Nicholas Home, Toronto	277
St. Mary's Orphan Asylum, Hamilton	277-278
Protestant Orphan Asylum, Hamilton	278-279
Boys' Home, Hamilton	279
Girls' Home, Toronto	280
Orphans' Home, Kingston	280-281
Orphanage of the House of Providence, Kingston	281-282
Hotel Dieu Orphan Asylum, Kingston	282
Orphans' Home, Ottawa	282-283
St. Patrick's Orphan Asylum, Ottawa	283-284
St. Joseph's Orphan Asylum, Ottawa	284
Roman Catholic Orphans' Home, London	284-285
Protestant Orphans' Home, London	285
Protestant Home, St. Catharines	286
St. Agatha's Orphan Asylum, St. Agatha	286-287
MAGDALEN ASYLUMS, table shewing operations of	288
Religious denominations, nationalities, and previous residence of persons admitted	288
Table shewing aggregate stay of inmates and the amount of aid due to each Asylum	289
Table shewing total expenditures of each Asylum and the average cost per inmate ...	289
SEPARATE REPORTS UPON MAGDALEN ASYLUMS	290-293
Magdalen Asylum, Toronto ..	200
Good Shepherd Refuge for Fallen Women, Toronto	290-291
Home for the Friendless, Hamilton	291-292
Good Shepherd Magdalen Asylum, Ottawa	292-293
Conclusion of the Inspector's Report	293


 APPENDIX.

	PAGE.
Report of the Medical Superintendent of the Asylum for the Insane, Toronto 296-325
“ “ “ “ “ London 326-350
“ “ “ “ “ Kingston..	... 351-370
“ “ “ “ “ Hamilton.	... 371-385
“ “ “ of the Asylum for Idiots, Orillia..	... 386-395
“ Superintendent of the Institution for the Deaf and Dumb, Belleville	... 396-413
“ Physician of the Institution for the Deaf and Dumb, Belleville 413-414
“ Principal of the Institution for the Blind, Brantford 415-431
“ Physician “ “ “ “ 432-433
“ Warden of the Central Prison of Ontario 434-440
“ Surgeon “ “ “ “ 441-444
“ Superintendent of the Provincial Reformatory, Penetanguishene..	... 445-446
“ Protestant Chaplain “ “ “ 447
“ Roman Catholic “ “ “ “ 448
“ Protestant Schoolmaster “ “ “ “ 448-450
“ Roman Catholic “ “ “ “ “ 450-451
“ Surgeon “ “ “ “ “ 451-452

 ERRATA.

On page 4, line 7, the number of persons treated in Hospital in 1879 should read 4,612, instead of 5,124; and on line 11 the number of inmates of Orphan Asylums and other public charities in 1879 should be 3,147, instead of 3,135; and on line 12 the total of the figures given should be 24,643, instead of 25,143.

Page 9, in table of movements of Asylum population, the average daily number of patients in the Hamilton Asylum should be 242, and the total of the column 2,208.67, instead of 2,223.67; and in the 8th line from that table the figures 2,223.67 should read 2,208.67.



TWELFTH
ANNUAL REPORT
OF THE
Inspector of Prisons and Public Charities,
FOR THE
PROVINCE OF ONTARIO.

PARLIAMENT BUILDINGS,

Toronto, November, 1879.

*To His Excellency, the Honourable DONALD ALEXANDER MACDONALD,
Lieutenant-Governor of the Province of Ontario.*

MAY IT PLEASE YOUR EXCELLENCY:—

The Inspector of Prisons and Public Charities, in compliance with law, respectfully presents his Twelfth Annual Report upon the Asylums, Prisons and Public Charities of the Province of Ontario, for the year ending the 30th September, 1879.

In the preface to his tenth and eleventh annual reports, the Inspector very fully reviewed the organization, working and progress of those Institutions since the date of Confederation, besides giving a detailed statement of the official duties devolving upon him in their supervision and management. In the present preface, he will confine himself to a brief synopsis of their working and the results thereof during the official year, and of a few of the most important occurrences in that period.

Asylums for the Insane.

The building designed for refractory and noisy patients, the erection of which was commenced last year upon the grounds of the London Asylum, was

completed and occupied in February last, thereby increasing the capacity of that Institution to 907 beds.

The two new wings to the Hamilton Asylum, which, in the Inspector's last report, were said to be in progress, have also been completed and occupied during the past year, which has added 332 beds, making the receiving capacity of that Asylum 532.

Through these additions the five Asylums situated in Toronto, London, Kingston, Hamilton, and Orillia, now afford accommodation for 2,692 patients, and at the close of the official year there were 2,325 in residence. From this statement, it will be apparent that there were 367 vacancies for the insane in the Asylums of the Province on the 30th September last. These vacancies, however, were confined to the Western Asylums at London and Hamilton. In the three remaining Asylums, every bed is occupied, and admissions can only be granted when vacancies occur through discharges and deaths. It will, therefore, be readily seen that the insane in the Eastern Section of the Province are placed at very great disadvantage, and much inconvenience and expense are caused by their having to be transferred to an Asylum, distant from one hundred to three hundred miles from their homes, relatives and friends. For this reason, the Inspector has again recommended that another wing be added to the Kingston Asylum, so as to provide space for 150 additional patients.

For a considerable time past the accommodation for Idiots in the Orillia Asylum has been exhausted, and during last year temporary provision had to be made for that class in two of the wards of the Hamilton Asylum. In view of this state of things, the Inspector has renewed the recommendation made in his last report for an addition to be made to the Orillia buildings, of sufficient dimension to accommodate 150 inmates.

If the foregoing recommendations be approved of and acted upon by the Government and Legislature, the Inspector is of opinion that the Province will be sufficiently provided with accommodation for the insane and idiotic for the next ten years.

During the year ending 30th September 1879, 515 persons were admitted to the various Asylums, and, including those previously admitted, a total number of 2665 were under lodgment and treatment in that period.

Prisons and Reformatories.

The establishments coming under this heading comprise forty-four County and District Gaols, the Central Prison at Toronto, the Reformatory for Boys at Penetanguishene, and the Reformatory for Women and Industrial School for Girls now being erected in Toronto.

These Provincial Institutions with the Dominion Penitentiary at Kingston, form perhaps one of the most complete and effective prison and reformatory

systems on the continent, and when the two last named Institutions are completed, means will then be provided for the grading and classifying in the respective establishments, of every kind of offender.

The Reformatory for Women and the Industrial School for Girls, are now well advanced in construction and will, it is expected, be ready for occupation in April next.

The contemplated changes in the management and discipline of the Reformatory for Boys, as foreshadowed in the last Annual Report, have been effected, and its objectionable penal features are thereby being eradicated, and the Institution has now fairly entered upon its work as a Reformatory and Industrial School. As these changes necessitate structural additions and alterations, a recommendation is made for an appropriation to meet the cost of carrying them out.

The Central Prison continues to rank as one of the most useful and effective establishments in our prison system. Its discipline and the general management of its affairs are in the highest degree satisfactory.

It is a matter for congratulation to find that the returns for this year shew a considerable falling off in the number of persons committed to the Common Gaols of the Province. In 1877 the commitments reached the highest point in the history of the Province, numbering 13,481. In 1878 the number decreased to 12,030, and during the official year just closed, it has been still further reduced to 11,220.

Institutions for the Deaf and Dumb, and the Blind.

These important public Institutions continue to perform the work devolving upon them in a very satisfactory manner. During the year, 269 deaf and dumb youths were under instruction in the Institution in Belleville, and 200 blind persons in the Institution in Brantford, and it is likely that the numbers will be very considerably increased during the next twelve months. The former Institution is sufficiently extensive in its structural capacity to meet all demands made upon its accommodation for many years to come, but the largely increased number of blind persons seeking admission to the latter Institution, will render it necessary to add another wing to the building, as designed in the original plans.

Hospitals and Charitable Institutions.

The Institutions of this class in receipt of Provincial aid under the provisions of the "Charity Aid Act," now number 47; namely, 10 General Hospitals, 12 Houses of Refuge, 4 Magdalen Asylums, and 21 Orphan Asylums. The admissions to these various Institutions during the twelve months aggregated 9,610.

The following statement shews the total number of persons who became inmates, during the year, of all the public Institutions subject to supervision and inspection, as compared with the preceding corresponding period.

	1878.	1879.
Prisoners confined in the various Gaols, Prisons, and Reformatories of the Province	13,293	12,399
Persons of unsound mind maintained in the various Asylums	2,546	2,665
Deaf mutes and blind persons admitted to the two Institutions for these classes	452	469
Patients treated in Hospitals aided by Government funds	4,367	5,124
Indigent persons maintained in Refuges aided by Government funds	1,279	1,351
Inmates of Orphan Asylums and other public Charities aided by the Province	3,138	3,135
	<u>25,075</u>	<u>25,143</u>

The charge upon the Treasury of the Province for the maintenance of such of these Institutions as are exclusively owned and managed by Government, together with the aid granted to Hospitals and Benevolent Institutions, which are under Municipal and Corporate control, was as follows:—

Asylum for the Insane, Toronto	\$83,725	22
Asylum for the Insane, London	95,681	74
Asylum for the Insane, Kingston	51,345	85
Asylum for the Insane, Hamilton	37,186	42
Asylum for Idiots, Orillia	18,955	14
<i>Total cost of maintaining Asylums</i>		<u>\$286,894 37</u>
Institution for the Deaf and Dumb, Belleville	\$38,589	50
Institution for the Blind, Brantford	29,515	15
<i>Total cost of maintaining the Institutions for the Deaf and Dumb and the Blind</i>		<u>\$68,104 65</u>
Common Gaol Maintenance (only about one-third of this expenditure paid by the Province, the balance by Counties)	\$122,354	08
Central Prison, Toronto (inclusive of expenditures for manufacturing purposes)	74,145	29
Provincial Reformatory, Penetanguishene	28,427	60
<i>Total cost of maintaining Prisons and Reformatories</i>		<u>\$224,926 97</u>
<i>Forward</i>		<u>\$579,925 99</u>

	<i>Brought forward</i>	\$579,925 99
Aid to Hospitals	\$43,700 83	
Aid to Houses of Refuge	16,609 19	
Aid to Orphan and Magdalen Asylums	13,410 42	
	<hr/>	
<i>Total aid to Charities</i>		\$73,720 44
		<hr/>
<i>Total cost of maintaining Public Institutions and aiding Charities</i>		\$653,646 43
		<hr/> <hr/>

The revenue derived from the Institutions owned by the Government, during the official year, is shewn in the following statement:—

Asylum for the Insane, Toronto	\$23,409 05	
Asylum for the Insane, London.....	5,740 93	
Asylum for the Insane, Kingston	1,733 10	
Asylum for the Insane, Hamilton.....	1,011 10	
Asylum for Idiots, Orillia	1,004 08	
	<hr/>	
		\$32,898 26
Institution for the Deaf and Dumb, Belleville		600 00
Central Prison, Toronto		*64,455 10
Provincial Reformatory, Penetanguishene		3,208 41
		<hr/>
<i>Total revenue</i>		\$101,161 77
		<hr/> <hr/>

As many Members of the Legislature and others specially interested in the management of our Asylums, Prisons and Public Charities, are unable to make a personal visitation of all of these Institutions, it has been thought desirable, in order that they may inform themselves of the character and extent of the structures, in which the afflicted, criminal and dependent classes of the community are lodged, to insert in the present report wood-cuts of the ten Provincial Institutions. These wood-cuts, together with a description of the structures, will precede the separate reports on each of the Institutions, namely, the five Asylums for the Insane at Toronto, London, Kingston, Hamilton and Orillia respectively, the Institution for the Education of the Deaf and Dumb at Belleville, and for the Blind at Brantford, the Reformatory for Boys at Penetanguishene, and the Central Prison, the Reformatory for Females and the Industrial School for Girls at Toronto.

* This amount includes the Insurance moneys received for manufactured goods and raw material destroyed by the fire, which took place at the Central Prison on the 13th November, 1878.

PART I.

ASYLUMS FOR THE INSANE.

The number of insane under public accommodation in the Province of Ontario, on the 30th September, 1879, and the manner in which they were distributed amongst the various establishments on that day, are shewn in the following summary, together with similar information in respect to the number and distribution of the insane on the 30th September, 1878:—

	30th September, 1879.			30th September, 1878.		
	Males.	Females	Total.	Males.	Females	Total.
Asylum for the Insane, Toronto.....	342	332	674	346	331	677
Asylum for the Insane, London.....	358	384	742	351	356	707
Asylum for the Insane, Kingston.....	208	215	423	210	208	418
Asylum for the Insane, Hamilton.....	132	173	305	82	119	201
Idiot Wards of the Hamilton Asylum.....	20	6	26
Asylum for Idiots, Orillia.....	78	77	155	75	71	146
	1138	1187	2325	1064	1085	2149
Kingston Penitentiary.....	21	1	22	20	1	21
Common Gaols	14	15	29	32	12	44
Total under public accommodation.....	1173	1203	2376	1116	1098	2214

The above summary shews that the number of insane under Governmental care had increased from 2,214 on the 30th September, 1878, to 2,376 on the 30th September, 1879, being an increase of 162 in the Asylum population in the last twelve months.

It will be observed that the increase has chiefly taken place in the Asylums in London and Hamilton, to which extensive additions have been completed and occupied during the year.

At the London Asylum, where a large structure has been provided for the more refractory and troublesome patients, the process of drafting that class from the general population of the main Asylum and removing them to this new build-

ing, has been going on during the year. This withdrawal, together with the transfer in the preceding year of a considerable number of quiet chronic patients to the cottages built on the Asylum grounds for that class, left a large number of vacant beds in the main building at the disposal of the insane in the Western Asylum division of the Province. The gradual filling up of these vacancies, chiefly with acute cases, is the cause of the increase in the population of the London Asylum from 707 to 742.

A still greater increase has taken place in the Hamilton Asylum, owing to the completion of the new wings which had been in course of erection during the past two years. These additions were ready for the reception of patients on the 15th March, and from that date to the 30th September, no less than 148 patients were admitted, which has increased the Asylum population at the close of the year to 331, as compared with 201 on the 30th September, 1878.

It should be stated, however, that a considerable portion of this great increase in the population of the Hamilton Asylum, is due to the setting apart of two of the new wards for the accommodation of idiots, 27 of whom were admitted since the opening of these wards in July. This became necessary as the space at the Orillia Asylum, which is exclusively for idiots, has been completely exhausted for the past eighteen months.

The slight decrease in the number of patients in the Toronto Asylum, viz., from 677 to 674, was caused by the existence at the close of the year of a few vacancies in the superior paying wards, but which have since been filled up.

At the Kingston Asylum the population increased from 418 to 423, every bed in the Asylum being occupied at the close of the year.

The number of inmates in the Asylum for Idiots at Orillia, had increased from 146 to 155, thus completely exhausting the space in that Institution.

It will be seen that there was an addition of only one in the number of insane in the Dominion Penitentiary at Kingston, and that the number of that class in the Common Gaols on the evening of the 30th September, 1879, was 29, as compared with 44 on the same day in the preceding year. Seventeen of these persons reported to be in Gaol custody were transferred to Asylums within a few days after the close of the year, one died, and the papers in the remaining cases were either incomplete or shewed that the persons committed as insane were not suitable for admission to a curative asylum.

Such are the changes, in the number and distribution of the insane, which have taken place in the Asylums of the Province during the year.

The very marked increase in the population of the Asylums calls for examination. At the outset I must record my belief that it is not entirely, if at all, due to a positive increase in mental disease, or at any rate, in abnormal proportion to the natural increase in the general population of the Province. It is a painful and self-evident fact that there is an increase in the number of insane persons under Asylum accommodation, but that circumstance does not necessarily prove that there is a corresponding increase in insanity itself. In the first place, exception must be taken to the generally accepted conclusion that the number of admissions to the Asylums during a given period, provides a proper basis for determining the extent and prevalence of insanity in a community.

Admissions to Asylums are largely governed and regulated by the character and extent of the accommodation furnished for the care and treatment of the insane. If asylum construction and extension just cease when all known cases of insanity are provided for, and no provision is made for the future, there must, of necessity, be an accumulation of the insane in private houses, and as soon as the country is again forced to provide additional Asylum accommodation, this accumulation of months or years, as the case may be, will, to a large extent, form the first

charge upon the increased space. It would, therefore, be manifestly unfair to assume that an abnormally large number of admissions, consequent upon the opening of a new Asylum, or the enlargement of an old one, is an evidence that insanity is on the increase. The augmentation of an asylum population under such circumstances, is simply the liquidation of deferred obligations, which the country owed to its insane, but which, for financial or other reasons, was postponed for a time. For statistical purposes, such an increase in the number of the insane in recognized confinement, should be spread over the series of years during which the cases of insanity were accumulating, instead of being looked upon as an indication of an increase of insanity during the limited period in which the addition to the asylum population actually took place. So far as the admissions of the past year are concerned, this is clearly the proper view to take, for an examination of the papers upon which they were based, shews that the insanity of forty-two per cent. of the persons admitted was of many years' standing, and that in only a proportionately small number of cases, was it of recent and acute development. This phase of the question is, however, more fully referred to under the heading of Admissions.

Then, again, the excess in the number of idiots under accommodation during last year, over the number in the previous year, should be deducted from the aggregate increase, before figures can be obtained upon which to form an estimate of the extent of lunacy, even if Asylum admissions be taken as the basis. The persons admitted during the past year to the Idiot Asylum at Orillia and to the Branch Wards at Hamilton, were in nearly every instance congenital idiots, and as such had formed part of the insane population of the Province during the whole of their lives. Further, there are the numerous re-admissions to Asylums to be taken into consideration, not only in the cases of recurrent insanity, but in those where patients have been removed from the asylums by their friends in a partially recovered or entirely unrecovered condition, and have again to be returned. These re-admissions are, of course, all re-entered in the asylum registers, and sometimes very largely swell the admissions of the year. Deducting from the aggregate admissions of the year all cases of chronic insanity, of idiocy, and of re-admission, it will be found that the increase in insanity, as indicated by the admission of recent and acute cases to the Asylums, is no greater than might be expected from the normal growth of the population.

How many lunatics there were in private houses at the close of the year, I have not the means of knowing, but from all I can learn there were never fewer at any other time in the history of the Province. The Medical Superintendent of the London Asylum reports that every case of lunacy in the Western Section of the Province, which has come to his knowledge, has been promptly dealt with, and if found to be a proper subject for Asylum residence, admission has been awarded immediately. The same condition of things exists in the South Western Division, which is attached to the Hamilton Asylum. The exhaustion of the accommodation at the Toronto and Kingston Asylums, and the consequent limitation of admissions to the number of vacancies caused by deaths and discharges, have not enabled applications to be so promptly dealt with in the Central and Eastern Divisions, but even there every acute case of insanity, for which application has been made, has been provided for, and at the time of writing this report, I am not aware of a single urgent case of lunacy in a private family.

It is true there may be a few persons, who, from sensitive motives or family reasons, seek to retain their insane at home, until they are compelled to send them to an asylum owing to the development of dangerous proclivities, but I apprehend that the number of that class is very small. As a rule, there can be no better means of ascertaining the number of insane in a community, than by letting it

be generally known that there are vacancies for all proper cases; and that has been done during the past year in this Province.

To sum up under this heading of the Asylum Report, and after a very critical examination of the statements and figures in my possession relating to the insane, I feel warranted in arriving at the following conclusions:—

First—That with the exception of idiots and a few cases of long-standing lunacy, all proper cases of insanity are already, or are in course of being placed, under treatment;

Second—That the increase in the population of the Asylums during last year, is due to the opening of new wards in the London and Hamilton Asylums, and that the admissions of the year largely comprise idiots, chronic lunatics, re-admissions, and only a normal number of acute cases; and

Third—That lunacy is not increasing in the Province of Ontario to a greater extent than is the ordinary population.

MOVEMENTS OF ASYLUM POPULATIONS.

	No. remaining in Asylums on 30th September, 1878.			No. admitted during year ending 30th September, 1879.			Total number under treatment during year.			Average daily number of patients.
	Male.	Female.	Total.	Male.	Female.	Total.	Male.	Female.	Total.	
Asylum for the Insane, Toronto..	347	351	678	63	39	102	410	370	780	676·61
Asylum for the Insane, London ..	351	356	707	80	88	168	431	444	875	722·36
Asylum for the Insane, Kingston.	210	208	418	22	36	58	232	244	476	418·52
Asylum for the Insane, Hamilton.	82	119	201	91	73	164	173	192	365	257·00
Asylum for Idiots, Orillia.	75	71	146	14	9	23	89	80	169	149·18
	1065	1085	2150	270	245	515	1335	1330	2665	2223·67

This table shews that 515 lunatics and idiots were admitted to Asylum accommodation during the twelve months ending 30th September, 1879, and that during that time 2665 were under lodgment and treatment, as compared with 2546 in the corresponding period of the previous year. It further shews that the daily average population of the Asylums was 2,223·67 as against 2,066·44 in 1877-8.

Table No. 5 shews that of the 2,325 persons who were reported in residence at the close of the year, 99 had been Asylum inmates for twenty five years and upwards, 96 from twenty to twenty five years, 205 from fifteen to twenty years, 215 from ten to fifteen years, 521 from five to ten years, 548 from two to five years, and 641 for periods under two years.

Here it seems proper that a table should be inserted, shewing the receiving capacity of each Asylum, based upon the number of beds that can be made up without encroaching upon the space required for other purposes, and paying due regard to sanitary and cubic space regulations. This table will be continued in subsequent reports, in order that the number of vacancies, if any, at the close of each year may be made known.

ASYLUM ACCOMMODATION.

	Number of beds in Associated Rooms.	Number of beds in Single Rooms.	Total number of beds in Asy- lum.	Number of pa- tients under accommodation on 30th Septem- ber, 1879.	Number of va- cancies on the 30th Sept., 1879.
Asylum for the Insane, Toronto.....	456	221	677	674	3
Asylum for the Insane, London	628	279	907	742	165
Asylum for the Insane, Kingston	316	114	430	423	7
Asylum for the Insane, Hamilton.....	410	122	532	331	201
Asylum for the Insane, Orillia	127	19	146	155*	
	1937	755	2692	2325	376

* Some of the younger boys sleep two in a bed.

It will be noticed from the figures in the above table that the total Asylum accommodation is equal to 2,692 beds, and that of these 2,316 were occupied on the 30th September last, leaving 376 vacancies as the available space.

ADMISSIONS.

It has already been shewn that the admissions of the year aggregated 515. From a further analysis of the figures and an examination of Table No. 2 at the end of this part of the Report, it will be seen that 251 of these admissions were effected by the removal of lunatics and idiots from the various Common Gaols under the authority of the Lieutenant-Governor's warrant, and the remaining 264 were received from private houses upon the certificates of three medical men, under the provisions of Section 8 of Chapter 220 of the Revised Statutes of Ontario.

I have already stated that a very large proportion of the admissions of the year were long standing cases of insanity. Table No. 4 gives a synopsis of the information respecting the period of insanity, gathered from the queries which have to be answered and subscribed to before admission to an Asylum is awarded.

An examination of this table shews that of the 515 persons admitted to Asylums during the year, 50, or a fraction under ten per cent., were idiots; that 21 persons had been insane for periods ranging from twelve to eighteen months, 18 from eighteen months to two years, 20 from two to three years, 14 from three to four years, 10 from four to five years, 6 from five to six years, 4 from six to seven years, 2 from seven to eight years, 5 from eight to nine years, 32 from ten to twenty years and upwards, and 36 had been insane for an unknown period, making a total of 218 cases of long standing insanity.

Of the remaining 297 persons admitted, 89 are reported to have been insane for under one month before admission, 65 from one to two months, 35 from two to three months, and 108 from three months to one year.

Even deducting the 50 idiots, the admission of long-standing cases of insanity is unusually high this year, owing as previously stated to the opening of additions to the London and Hamilton Asylums. It is hoped that these cases are now nearly exhausted, and that the admissions during the current year will not only shew a large reduction numerically, but will be confined to acute and recent cases.

Respecting re-admissions, the returns made to me shew that of the 515 admissions of the year, 460 were, so far as known, for the first time, 43 for the second, 8 for the third, and 4 for the fourth time and over.

I expressed a hope in my last Annual Report that, when the increased asylum accommodation was provided, the commitment of lunatics to gaol would not be resorted to so much in the future, as in the past, and suggested as a means of obviating such a disagreeable necessity, that earlier application for admission should be made by the friends of the insane to the Medical Superintendents of the Asylums. The statistics of this year, however, shew that so far from there being a reduction in the number of commitments to gaol, there has been a very considerable increase. I can come to no other conclusion than that this system is largely made use of by the relatives of the insane, in order to save the expense of examining the lunatics and of transferring them to an asylum, by placing the cost of that service upon the counties. There is, however, another view of the case, namely, that on application being made to a Medical Superintendent for the admission of an insane person, it has been refused, owing to the unfitness of the case, or because there did not appear to be any necessity, either with a view to cure or to ordinary care, for burdening the Province with the support of a person, who could be quite well cared for in a private house, or, if the relations were in indigent circumstances, by a Municipality. A refusal on the part of a Medical Superintendent to admit such a person, is generally very closely followed by committal to gaol, when under different circumstances and supported by the sympathy which attaches to prison custody, application is again made and frequently with better success.

I have again to repeat, and chiefly for the information and guidance of the members of the Medical profession, that there is now very rarely any necessity for committing lunatics to gaol, if only timely and prompt application be made to the Medical Superintendent of the District Asylum for admission under the ordinary process.

Included in the total number of admissions are 27 idiots received into the Hamilton Asylum, and 23 into the Orillia Asylum, thus reducing the number of lunatics admitted during the year to 465. Of the 515 admissions, including idiots, 102 were assigned to the Asylum in Toronto, 168 to London, 58 to Kingston, 164 to Hamilton, and 23 to Orillia.

Table No. 2 gives in detail the counties from which the admissions of the year were drawn, and, as usual, proves that the localities in the immediate vicinity of the Asylums are the largest contributors to the population thereof. Thus, of the 515 admissions, the County of York, including the City of Toronto, sent 88 patients, or 17 per cent. of the entire number admitted, Middlesex 7 per cent., Wentworth 5 per cent., Simcoe, 5 per cent.; Frontenac and the City of Kingston are exceptions to the rule, having only sent 11 patients. The other Counties from which the next greatest number of patients were received, were Northumberland and Durham 19, Kent 19, Huron 18, Grey and Oxford each 15, Brant and Ontario each 14, Leeds and Grenville, Carleton, Perth and Wellington each 13. From the remainder of the Counties 12 and under were admitted.

I again insert the table given in last year's report, affording the following information: (1) The number of patients admitted to the Asylums each year since Confederation; (2) the total number under treatment each year; and (3) the number of patients remaining under accommodation at the close of each year:—

	Admissions during each year.	Total number under treatment during each year.	Number remaining in Asylums on 30th Sep- tember in each year.
1867	210	1020	992
1868			
1869	292	1284	1148
1870	280	1428	1200
1871	353	1553	1366
1872	351	1717	1461
1873	319	1780	1505
1874	323	1828	1599
1875	326	1925	1650
1876	468	2118	1812
1877	578	2390	1999
1878	547	2546	2149
1879	515	2665	2325
	4562	—	—

The following information in respect to the nationalities, religious denomination, and social state of the Asylum admissions of the present and past years, is compiled from the registers of the various Institutions:—

Nationalities.

	Of those admitted during past year.	O total admissions.
Canadian	285	2975
Irish	66	2352
English	76	1216
Scotch	39	1016
United States	14	184
Other countries and unknown	35	381
	515	8124

Religious Denominations.

Church of England	97	2163
Roman Catholic	92	1817
Presbyterian	111	1762
Methodist	130	1421
Other denominations	85	961
	515	8124

Social State.

Married	240	4128
Unmarried	275	3996
	515	8124

DISCHARGES.

The following table shews the whole number of discharges, which have taken place from the various Asylums during the year, and the mental condition in which the patients left the Institutions:—

	M.	F.	Total.	Cured.			Improved.			Unimproved.		
				M.	F.	T.	M.	F.	T.	M.	F.	T.
Asylum for the Insane, Toronto	40	20	70	17	17	34	17	10	27	6	3	9
Asylum for the Insane, London	48	40	88	34	30	64	10	6	16	4	4	8
Asylum for the Insane, Kingston	15	15	30	13	12	25	1	2	3	1	1	2
Asylum for the Insane, Hamilton	10	6	16	7	5	12	1	0	1	2	1	3
Asylum for Idiots, Orillia	2	0	2	0	0	0	0	0	0	2	0	2
	115	91	206	71	64	135	29	18	47	15	9	24

The figures in this table shew that 206 discharges were made from all the Asylums during the year, and that 135 of the patients so discharged were sent home as recovered, 47 improved, and 24 unimproved. The returns of last year in this relation were confined to the three receiving Asylums in Toronto, London and Kingston, and shewed that the rate of recoveries was equal to 32.50 per cent. of the year's admissions, and 7.25 per cent. of the number under treatment. The returns for the present year for the same Asylums shew the percentage of recoveries to be 37.50 on the admissions, and 5.77 on the whole number under treatment.

Now that the Hamilton Asylum is constituted a receiving Institution, and a section of the Province is assigned to it for that purpose, its lunatic population must in future be taken into account for all statistical purposes. As its population is nearly all of the chronic class, this inclusion, of course, will for the present cause a more unfavourable exhibit of the general results of Asylum treatment. Including, therefore, the admissions to the Hamilton Asylum in the total number of patients under treatment (with the exception of idiots), it is shewn that the rate of cures was equal to 29 per cent. of the admissions, and 5.46 per cent. of the number under treatment.

The constantly increasing residuum of chronic cases accumulating in our Asylums, as well as the current admission of a large number of the same class, provide but very poor material for a test of the results of Asylum treatment. From a return made to me by the various Medical Superintendents, it would appear that out of the 2325 patients who were in Asylum residence at the close of the year, 2065 were hopelessly incurable, and that in regard to a considerable portion of the remainder, very grave doubts existed as to the ultimate results of treatment. It will therefore be readily seen that even under the most favourable circumstances, the percentage of cures must constitute but a very small proportion of the number of patients under treatment, and that based upon the admissions, the ratio of recoveries entirely depends upon the class of patients admitted.

From Table No. 6, it will be seen that of the 135 patients who were discharged cured, 2 had been under Asylum treatment for less than a month, 4 from one to two months, 17 from two to three months, 13 from three to four months, 15 from four to five months, 13 from five to six months, 4 from six to seven months,

12 from seven to eight months, 7 from eight to nine months, 17 from nine months to a year, 10 from one year to eighteen months, 10 from eighteen months to two years, 5 from two to three years, and 6 were residents of the Asylums for periods of from four to twelve years.

Tables numbered 7 and 8, at the end of this section of the report, give the periods during which those patients who were discharged in an improved and unimproved condition, remained under treatment in the Asylums. It should again be stated that a large proportion of the last named class are taken home by their friends against the advice of the medical officers of the Asylums, and only to be again returned in a short time, and frequently in a much worse condition than when removed.

DISCHARGES ON PROBATION.

During the year 92 patients were sent home on probation, and the following summary shews the distribution of such discharges amongst the four Asylums for the Insane:—

	Males.	Females.	Total.
Asylum for the Insane, Toronto	7	9	16
Asylum for the Insane, London	34	26	60
Asylum for the Insane, Kingston	5	5	10
Asylum for the Insane, Hamilton	3	3	6
	49	43	92

Since authority was granted, seven years ago, to extend probational leave of absence to patients, very salutary results have followed the practice. Of the 92 patients granted such leave during the past twelve months, 46, or 50 per cent., were subsequently discharged as recovered, 17 as improved, 17 were returned to the Asylum in an unimproved state, 1 was discharged unimproved, and in the case of 11 the probational leave had not expired at the close of the year.

DEATHS.

The following table exhibits the deaths which occurred in the Asylums during the year, to which is added, for the purposes of comparison, the statistics, under this head, of the preceding twelve months:—

	1878-9.			1877-8.		
	M.	F.	T.	M.	F.	T.
Asylum for the Insane, Toronto	22	8	30	33	14	47
Asylum for the Insane, London	23	20	43	20	22	42
Asylum for the Insane, Kingston	9	14	23	8	10	18
Asylum for the Insane, Hamilton	9	7	16	3	4	7
Asylum for Idiots, Orillia	9	3	12	11	5	16
	72	52	124	75	55	130

The rate of Asylum mortality for the past year is the lowest reported for

several years, being only equal to 4.65 per cent. of the gross Asylum population. In 1877-78 the mortality was 5.10 per cent. and in the year preceding that it was 5.72.

A further examination of the figures in the foregoing table shews that the death rate varied a good deal in the respective Asylums. At Toronto it was 3.84 per cent., at London 4.91, at Kingston 4.83, at Hamilton 4.38, and at Orillia 7.10 per cent.

The causes of death are detailed in table No. 10. Phthisis as usual stands first on the list, having been the cause of 21 deaths, Diarrhoea 12, General Paresis 11, Senile Decay 9, etc.

Table No. 9 gives the period of Asylum residence of those patients who died during the year. It will be observed that two had been in residence between 15 and 20 years, two from 10 to 15 years, one 9 years, seven from 8 to 9 years, etc.

Only one suicide took place during the year. Full particulars are given of it in the separate report upon the Toronto Asylum.

ESCAPES.

The escapes from the Asylums during the year numbered 37. Of these persons, 28 were brought back to the Asylum; some in a few hours and others in a few days, 3 were reported to have found their way home, and were retained there, and discharged from the Asylums at the request of their friends, and six, not having been heard of, were also written off the Asylum registers.

The operations of the respective Asylums in respect to admissions, discharges and the general movements of patients, together with other statistical information, are exhibited in a concise form in the following summaries.

Asylum for the Insane, Toronto.

The patients remaining in this Asylum on the 30th September, 1878, numbered 678—347 men and 331 women; and during the past year 63 men and 39 women were admitted (24 by the warrants of the Lieutenant Governor and 78 by medical certificates), making the aggregate number under treatment during the twelve months 780, as compared with 860 in the preceding year. This very considerable decrease in the number of patients under treatment, was due to the want of vacancies during a large portion of the year, thereby causing a reduction in the admissions from 189 in 1878 to 102 in 1879. The discharges numbered 70, of whom 34 were sent away cured, 27 in an improved and 9 in an unimproved state. The actual recoveries were therefore equal to 33.33 per cent. of the admissions of the year, but if applied to the entire population, only 4.35 per cent. The cures of the preceding year were in the proportion of 37.50 per cent. on the admissions, and 8.12 per cent. on the total population. The unfavourable contrast brought out in these figures is simply due to the reduced number of admissions, consequent upon the want of vacancies, and the constantly increasing residuum of chronic patients. Out of the 674 patients in residence on the 30th September, 646 were reported to be incurable.

The discharges by death numbered 30, shewing that the rate of mortality was exceptionally low, being only equal to 3.84 per cent. of the population. Two patients escaped and four were transferred to other Asylums. During the year, 16 patients were granted probational leave, and I have the following report respecting them, viz., 7 recovered and remained at home, 6 were so improved as to

warrant their discharge, 1 returned to the Asylum unimproved, 1 was discharged unimproved, and 1 was still absent at the close of the year.

Deducting the discharges, deaths, escapes and transfers from the total number under treatment, there remained in residence on the 30th September, 1879, 674 patients.

The greatest number of patients under treatment on a given day was 685 on the 27th February, and the lowest number was 666 on the 31st December, 1878, the daily average of the year being 676.61. The aggregate residence of the entire population during the twelve months was 246,966 days, or a fraction over 316 days per patient.

The returns made to me shew that of the 102 patients admitted, no less than 40 were from the City of Toronto and County of York.

The entire operations of the Asylum since its opening, are represented by 5,221 admissions which were disposed of as follows:—2,758 were discharged cured, improved and unimproved, 1,181 died, 61 escaped and 547 were transferred to other Asylums, leaving 674, as before stated, in the Asylum at the close of the year.

Asylum for the Insane, London.

At the close of the preceding year there remained in this Asylum 707 patients—351 males and 356 females,—and 168 patients—80 men and 88 women—were admitted during the past twelve months, making the aggregate population under treatment during that time 875. Of this number 48 men and 40 women were discharged, 43 died, 2 escaped, leaving 358 men and 384 women, or a total population of 742, in the Asylum at the close of the year.

The returns shew that 79 of the admissions to the Asylum were persons transferred from Gaols under the warrant of the Lieutenant-Governor, and that the remaining 89 were admitted from private families, under medical certificates. Of the 168 persons thus admitted, 33 were received from the County of Middlesex and City of London, 14 from the County of Oxford, 18 from Kent, 12 from Perth, 11 from Huron, 8 from Lambton, 9 from Elgin, 9 from Brant, 7 from Essex, and the rest from other Counties of the Province.

Respecting the discharges, 64 patients are reported to have been sent away cured, 16 improved and 8 unimproved. The ratio of the recoveries to the admissions of the year is therefore 38.10 per cent., and to the entire population 7.31 per cent., as compared with 25.75 and 5.75 respectively during the preceding year. Sixty patients were discharged on probation, respecting whom the following report is furnished by the Medical Superintendent:—Finally discharged as cured 31, as improved 9, returned to the Asylum 15, remaining on probation at the close of the year 5.

The deaths in the Asylum during the year numbered 43, shewing the rate of mortality to have been 4.91 per cent. on the entire population, as against 5.38 per cent. in the previous year.

On the 1st September, the patients in residence numbered 747, which was the largest population during the year, the smallest being on the 31st October 1878, when there were 698 patients in the Asylum. The average daily number in residence was 722.36. The collective stay in the Asylum of the entire population was in the aggregate 263,663 days, being an average of 301 days per patient.

Since the opening of this Asylum on the 18th November 1870, up to the close of the official year under report, there have been admitted to it by warrant, medical certificate and transfer, 1621 persons, of whom 502 have been discharged, 305 have died, 22 have escaped, 50 have been transferred to other Asylums, leaving 742 in residence at the close of the year.

Asylum for the Insane, Kingston.

The residents of this Asylum on the 30th September, 1878, numbered 210 men and 208 women, or a total of 418, and 22 men and 36 women were admitted during the year, making a gross population in that time of 476. Thirty patients were discharged and 23 died, leaving 423 under accommodation on the 30th September, 1879.

Differing from all the other Asylum districts of the Province, only 8 persons were admitted from the county and city in which the Asylum is situated, the remainder of the 58 admissions being pretty evenly distributed throughout the Eastern District, the greatest number of patients having been received from the County of Carleton.

Of the patients discharged, 25 left the institution cured, 3 in an improved and 2 in an unimproved condition. These figures shew that the ratio of recoveries to the admissions was 43 per cent. and 5.25 per cent, to the entire number under treatment.

Ten patients were sent out on probation, of whom 5 were subsequently discharged recovered, 1 as improved, 1 was returned, and in the cases of 3, the period of probation had not expired at the close of the year.

The greatest number of patients in residence at one time was 426 on the 29th July, and the smallest number 410 on the 16th March. The average daily population was 418.52. The collective days' stay of all the patients during the year was 152,769 days, being an average of 320 days per patient.

Asylum for the Insane, Hamilton.

On the 30th September, 1878, there were in this Asylum 201 patients—82 men and 119 women—and during the year there were admitted 91 males and 73 females, making a total population of 365. Of this number 16 were discharged, 16 died, and 2 escaped, leaving 331 patients in residence on the 30th September, 1879, of whom 152 were males and 179 females. The changes in the Asylum population were few until the new wings were opened on the 15th March, but from that date to the close of the year, the admissions were very numerous. They were still further increased when two wards in the new wings were set apart for the reception of idiots. The number of lunatics admitted was 70 men and 67 women, in all 137, and the number of idiots, was 21 males and 6 females. A large proportion of both classes of inmates came from counties outside of the South-western Division, which is attached to the Hamilton Asylum. The County of York and City of Toronto, in addition to furnishing nearly half the admissions to the Toronto Asylum, sent 33 patients this Asylum. The County of Wentworth and City of Hamilton sent 18, and the remaining Counties of the South Western Division sent 54 patients. Of the 164 admissions of the year, 97 were under the warrant of the Lieutenant-Governor and the remaining 67 under medical certificates.

Of the 16 patients discharged, 12 were sent away cured, 1 improved and 3 unimproved. In addition, 2 escaped and their names were taken off the roll. These figures shew that the recoveries were in the ratio of 8.75 per cent. to the admissions of the year, and 3.55 per cent. to the entire population. The idiots admitted and in residence are, of course, excluded from both calculations. The few recoveries are due to the fact that up to March last, the Asylum was exclusively occupied by chronic patients, and was only then constituted a general receiving Asylum.

The ratio of mortality, represented by 16 deaths, was equal to 4.38 per cent. of the year's population.

On the 27th September the greatest number of patients was in the Asylum, viz., 308, and on the 13th November, 1878, the lowest, viz., 200. The average daily population was 242.

The collective stay of all the patients during the year equalled 88,458 days, or an average of 242 days to each patient.

The entire operations of the Hamilton Asylum since its opening comprise 401 admissions and transfers, 20 discharges, 40 deaths, 7 escapes and 3 re-transfers, leaving 331 in residence at the close of the year now being reported upon.

Asylum for Idiots, Orillia.

Owing to the crowded state of this Asylum at the end of last year, the admissions in the subsequent twelve months were very few. The movements of the inmates during that period were as follows: Remaining in residence on 30th September, 1878, 75 males and 71 females, in all 146; admitted during year 14 males and 9 females, making the total population 169. Of these 2 were taken home by their parents, and 12 died, leaving 155 idiots (78 males, 77 females) in the Asylum at the close of the year.

The occupation of every bed in this Asylum, and the custody in the Common Gaols of a considerable number of urgent cases of idiocy, rendered it necessary to set apart two of the wards of the Hamilton Asylum for the reception of idiots. This was done early in the month of July, and since that time the admissions to the Orillia Asylum have been confined to the reception of children, to fill up vacancies caused by deaths or removals. The placing of two young children in some of the beds, enabled the population to be increased by 9.

Twelve deaths occurred during the year, making the death-rate equal to a little over 7 per cent. of the population, as compared with 9.75 in the preceding year.

The greatest number of residents on any day was 157 on the 11th September, 1879, and the lowest 143 on the 28th October, 1878, the daily average of the year being 149.18. The collective period of residence of all the inmates equalled 54,456 days, or an individual average of 322 days.

Since this Asylum was opened on the 25th September, 1876, 215 idiots have been received into it. Of these 10 were returned to their homes, 50 have died, and 155 remained in the Asylum at the close of the year.

CAUSES OF INSANITY.

Included in the usual statistical tables at the end of this portion of the report, will be found (No. 12) the returns as received from the various Medical Superintendents, of the assigned causes of insanity, in relation to the admissions of the year. I submit hereunder, in a condensed form, a recapitulation of these returns, viz:

	Male	Female	Total
Domestic troubles, including loss of relatives or friends	7	20	27
Religious excitement	13	8	21
Adverse circumstances, including business troubles	19	8	27
Love affairs, including seduction	3	4	7
Mental anxiety, "worry"	12	5	17
Fright and nervous shocks	3	9	12

Physical Causes.

	Male.	Female.	Total.
Intemperance in drink	18	2	20
Intemperance, sexual.....	0	0	0
Venereal disease.....	0	0	0
Self-abuse, sexual	33	6	39
Over-work	5	2	7
Sunstroke	8	0	8
Accident or injury.....	10	4	14
Pregnancy	0	6	6
Puerperal	0	11	11
Lactation	0	3	3
Puberty and change of life.....	0	2	2
Uterine disorders	0	5	5
Brain disease, with general paralysis	6	1	7
Brain disease, with epilepsy.....	8	8	16
Other forms of brain disease	2	7	9
Other bodily diseases or disorders, including old age	7	12	19
Fevers.....	1	1	2

Hereditary.

With other ascertained cause in combination ..	21	35	56
With other combined cause not ascertained	25	40	65

Congenital.

With other ascertained cause in combination ..	2	0	2
With other combined cause not ascertained	5	2	7
Unknown	135	149	284

EMPLOYMENT OF PATIENTS.

From returns made to this office it would appear that about one-third of the Asylum populations are employed about the Institutions some way or another. Some of the patients classed as workers are, without doubt, only nominally so, and it is also true that the volume of work performed, is not at all equal to what the same numerical force would accomplish in the outside world. Asylum labour, however, should be judged by no such standard, but only by a comparison of results with Asylums in this and other countries.

It is quite evident that increased attention is being paid in our own Asylums to this important matter, but I am convinced that a great deal more has yet to be done in organizing and methodically carrying on Asylum employment, and also in largely increasing the number employed, before it will take its proper place, along with healthful recreation and amusement, as the most important and effective factor in the treatment, with a view to the cure, of mental disease. I say, together with recreation and amusement, as these factors in the treatment of the insane should go hand in hand. Given a perfect system of employment, recreation and amusement, combined with continuous and close observation of individual cases, a proper ward classification of the patients, sound hygienic treatment, and what more can be done to restore mental sanity? But if the more important of these agents, in the curative treatment of the insane, be withheld or neglected, then it appears to me that an Asylum, so far from performing its functions as a curative establishment,

must prove a failure, and degenerate into a mere house of refuge, or place for restraining the dangerous proclivities of the insane.

As compared with the Asylums of the United States, my observation and experience lead me to the conclusion that Ontario is in advance of that country, in providing employment for her insane. From a perusal of the reports of the Institutions in Great Britain, I conceive that while we may not yet have come up to the standard of employment in the Scotch Asylums, which appears to be the highest, we are considerably above that of the English.

In passing through the wards of an Asylum, one cannot but be struck with the number of patients therein, who are not so much physically incapacitated for hard out-door labour, but who, from having led a sedentary life, are physically unfitted for it. For such it is most important that some light employment of a cheerful and recreative character, should be provided. Little or no exertion is required on the part of Asylum officials to get some of the patients to engage in work, and, indeed, the overwillingness of a few is so great as to require restraint. The efforts and ingenuity of the Asylum staff should, therefore, be more closely directed to that large portion of the insane, who prefer to lounge about the wards in a state of listlessness. To implant and cultivate in that class of patients a taste for work, so that they might, as it were, be lifted out of themselves and their often self-imposed melancholy surroundings, is, it appears to me, the great task in which the energies of the Superintendent and staff should be strenuously engaged, and which is of infinitely greater importance, than any other portion of Asylum work and supervision.

Farming and gardening work is undoubtedly the most healthy employment, and is, at the same time, best suited to the inclinations of the largest proportion of the patients. Not only is it suitable and healthful, but it affords a greater degree of personal liberty to the patients than any other employment, and in addition, is the simplest and most profitable, both of which are elements of the utmost importance.

Although the area of land attached to the various Asylums has been considerably increased in the last few years, it is still insufficient. Attached to the Toronto Asylum there are 145 acres; London Asylum, 300 acres; Kingston Asylum, 114 acres; Hamilton Asylum, 93 acres, and Orillia Asylum only 11 acres. With the exception of London, the quantity of land per patient is much too little, and even there an additional 200 acres should be obtained before the farm land in the neighbourhood increases in value. When the 300 acres were originally purchased, it was expected that the capacity of the Asylum would not be more than 500 patients, but with the extension of the cottage system and the erection of a separate building for refractory patients, the capacity is now increased to 907 beds, thus making the land area only equal to one-third of an acre per patient. The extent of the farming land at Toronto is being more curtailed each year, by its appropriation for other public institutions, sales for railway purposes, etc., and the great increase in the value of the land immediately surrounding the Asylum, will doubtless in a short time tend to entirely divest the institution of the 150 acres, which were purchased in 1870 from the Ordnance Department. This is much to be regretted, as it must in time seriously affect the beneficial results of the Asylum, as a curative institution. The acquirement from the Corporation of Toronto of 23 acres of the old Exhibition land, immediately adjoining the south walls of the Asylum, in exchange for other Government land more remote therefrom, has added a piece of land to the Asylum property which will be of great value for gardening purposes, but it is clear that the day is not far distant when the Asylum will have to be abandoned, and a new Institution erected upon a property of not less than 500 acres. The sale of the present property would in time provide a fund almost sufficient to erect new buildings.

During the past year two properties, comprising 83 acres, have been purchased and attached to the Kingston Asylum, which now has in all 114 acres. Some time ago, I urgently recommended the acquisition of a plot of Ordnance land to the west of the Asylum, containing about 75 acres. I would again urge the purchase of this property, in order that the area of land may be increased before it is too late.

As the Hamilton Asylum was originally intended for an Hospital for Inebriates, it was thought that 93 acres would be sufficient to attach to such an establishment, but now, that it has been converted into an Asylum for the Insane and its capacity increased from 200 to 532 beds, it is very important that 100 acres more should be added.

In the early part of 1878, a few acres were acquired for the Orillia Asylum, but only 11 acres are attached to this Asylum in all; a quantity so utterly insufficient that more should at once be obtained.

I would earnestly press upon the Government and Legislature, the acquirement of the additional land as recommended. No better investment could be made by the Province of the few thousand dollars required for this purpose from the surplus millions in the Treasury, as the land must constantly increase in value. In proof of this, I may cite the purchase in 1870 of the lands before referred to for the Toronto Asylum for \$150 per acre, and which would now readily sell for over \$2,000 per acre, representing a clear gain to the Province of over \$250,000.

Apart altogether from the great value of land cultivation and out-door work in the treatment of a large majority of the insane, the products derived therefrom very materially reduce the cost of maintaining Asylums. From the returns of the past year, which will be found in the appendices to the reports of the Medical Superintendents, it will be seen that the value of these products computed at current market rates, aggregated no less a sum than \$32,490,62. The following is a summary of these returns, viz:—

Asylum for the Insane, Toronto	\$12,571 33
Asylum for the Insane, London	14,099 30
Asylum for the Insane, Kingston	3,831 69
Asylum for the Insane, Hamilton	1,151 90
Asylum for Idiots, Orillia	836 40
	\$32,490 62

It is clear therefore from the stand-point of public economy, and leaving out of the question the beneficial and healthful results accruing to the insane from land cultivation, that as large an area of land should be attached to Asylums as can be profitably worked.

Table No. 17 shews the nature of the work done by the patients in the various Asylums, and the number of days they were employed.

AMUSEMENT AND RECREATION.

From the various reports made to me, as well as from my own observation, it is apparent that increased efforts are being made in all our Asylums to provide amusement and recreation for the patients. The Medical Superintendent of the Toronto Asylum, reports that twenty-five concerts were given during last year, chiefly in the winter, by the choirs of the various City churches, in addition to four dramatic entertainments and four others of a musical character, and that there was also a dance every Friday evening, during the winter months. Besides

these winter entertainments, there were several pic-nics during the summer, when dancing and croquet were extensively indulged in. One hundred of the patients also visited the Industrial Exhibition.

The Medical Superintendent of the London Asylum reports that the programme of amusements was somewhat interrupted by the supposed unsafeness of the amusement hall, which was afterwards found to be quite secure, and by their being short of one member of the medical staff. The Superintendent, however, states that in addition to the weekly dances, twelve musical, theatrical and pantomimic entertainments were given, as well as occasional concerts by the Asylum band. It is much to be regretted that the amusements in this Asylum were, for the reasons above stated, curtailed, and it is to be hoped they will be both extended and improved upon during the current year.

The Medical Superintendent of the Kingston Asylum says that amusements are much appreciated by the patients during the long winter months, and that in addition to the usual dances and such other amusements as were at their disposal, the patients enjoyed four concerts given by some of the church choirs of the City, and three entertainments by professionals and amateurs. Some of the patients also visited the local Agricultural Show.

I learn from the Medical Superintendent of the Hamilton Asylum that several readings and concerts were given during the winter and were highly appreciated by the inmates.

The Medical Superintendent of the Orillia Asylum states that at Christmas time they had their usual holiday entertainments with christmas tree, magic lantern, etc., the latter being repeated several times during the winter. They had also three concerts during the summer, and recreation in the grounds.

It will not be denied that the foregoing furnishes a fairly satisfactory programme of amusements, but there are still many things lacking. Out-door sports should be more encouraged and indulged in by the patients during the summer; cricket, ball, skittles, quoits, racing, etc., for the men, frequent pic-nics, occasional drives and other out-door amusements for the men and women together.

I fear that as a general rule, the patients are sent to bed much too early, both in summer and winter, a practice which, in view of the reports of the Medical Superintendents of the prevalence of certain debasing habits, cannot but have a bad effect.

The importance of these matters in connection with Asylum management and routine cannot well be overrated.

OFFICERS, ATTENDANTS AND SERVANTS.

Table No. 16 exhibits the number of officers, attendants and servants on the pay list of each of the Asylums, as follows, Toronto, 95; London, 111; Kingston, 53; Hamilton, 44; Orillia, 28, or a total of 331.

There have only been a few changes in the staffs during the year. Through the resignation of Dr. Dickson, owing to ill health, Dr. Metcalf, the Assistant Superintendent of the London Asylum, was promoted to the Superintendency of the Kingston Asylum. The practice of utilizing at the Toronto Asylum, the services of clinical students, who, in such capacity, resided in the Asylum, and received a small annual allowance, has been discontinued. The Medical Staff of that Asylum now consists of the Medical Superintendent, Assistant Physician, and Second Assistant Physician. Dr. C. K. Clarke, formerly senior clinical student, was on obtaining his degree of Doctor of Medicine, appointed to the position of Second Assistant Physician.

Owing to the transfer of Dr. Metcalf to the Kingston Asylum, Dr. T. J. W. Burgess has been promoted from the position of First Assistant Physician to that

of Assistant Superintendent of the London Asylum, and Dr. N. H. Becmer, who was formerly Second Assistant Physician, has been appointed First Assistant Physician, with charge of the Refractory Wards. Dr. J. W. Brown was appointed to the vacant junior position on the medical staff, and on his resigning on the 31st March, Dr. T. Milman was appointed to the vacancy.

There have been no changes in the medical staffs at the Hamilton and Orillia Asylums, but owing to the large increase in the population of the first named Asylum, it was found necessary to appoint a steward and storekeeper.

The connection of the Toronto Asylum with the city water supply, has enabled us to dispense with the services of the assistant engineer and stoker at that institution.

ASYLUM EXPENDITURES.

A detailed statement of Asylum expenditures during the year ending 30th September, 1879, is given in Table No. 13 attached to this section of the Report, of which the following statement is a summary:—

Asylum for the Insane, Toronto	\$83,725 22
Asylum for the Insane, London	95,681 74
Asylum for the Insane, Kingston	51,345 85
Asylum for the Insane, Hamilton	37,186 42
Asylum for Idiots, Orillia	18,955 14
	\$286,894 37

The Asylum expenditures in the preceding year, with a daily average population of 2066.44, were \$270,162.95, shewing the annual cost per patient to have been \$130.78. During the year now under report, the cost of the Asylums as shewn in the foregoing table, amounted to \$286,894.37, and as the daily average population was 2,208.67, the annual cost per patient was \$129.01.

The receipts from paying patients and other Asylum revenues amounted to \$32,898.26, which, if deducted from the gross expenditures, would leave the net cost to the Province for Asylum maintenance \$253,996.11.

Table No. 14 exhibits the amount expended in each Asylum under the respective headings of medicines; beer, wine and spirits; butchers' meat; flour; butter; milk; groceries; vegetables; bedding and clothing; fuel; light; laundry; furniture; farm and grounds; repairs; printing and stationery; water; salaries and wages; and miscellaneous expenditures. The same statement further exhibits the cost per patient for each of these services, and also the total annual cost per patient in the different Asylums.

A summary of the annual and weekly cost per patient is appended, viz.:—

	Annual cost per patient.	Weekly cost per patient.
Asylum for the Insane, Toronto	\$123 74	\$2 37
Asylum for the Insane, London	132 52	2 54
Asylum for the Insane, Kingston	122 69	2 35
Asylum for the Insane, Hamilton	153 66	2 95
Asylum for Idiots, Orillia	127 21	2 44

It is but proper to state that included in the expenditures of the Hamilton Asylum is the coal for the previous year, the supply not having been delivered in time for inclusion with the year's accounts. Deducting this, the annual cost per patient in Hamilton would be \$140.69, and the weekly \$2.70.

The annual and weekly costs per patient in the preceding year in the respective Asylums were as follows:—

	Annual cost per patient.	Weekly cost per patient.
Asylum for the Insane, Toronto	\$122 71	\$2 36
Asylum for the Insane, London	134 14	2 57
Asylum for the Insane, Kingston	120 90	2 32
Asylum for the Insane, Hamilton	162 80	3 13
Asylum for Idiots, Orillia.	136 07	2 61

It will be observed from the foregoing figures that the weekly cost of maintenance, as compared with that of the preceding year, has advanced a trifle at the Toronto and Kingston Asylums, while a large reduction has taken place at Hamilton and a small one at London and Orillia. Now that the population of the Hamilton Asylum is increasing, without a corresponding advance being made in the salaries and wages expenditures, I look for a speedy equalization of the cost per patient in that Asylum, with what it is in Toronto and Kingston.

A comparison of the expenditures of the respective Asylums, as exhibited in Table No. 14, shews that there are still some rather marked differences in some branches of the expenditures. They are, however, not so great as in former years, and the explanations made in last year's report as to the causes, will in the main apply to the figures of the present year.

The use of beer, wine and spirits is now almost abandoned in all the Asylums of the Province, with the exception of Toronto. It will be noticed that the annual cost per patient for these supplies during the year, was \$2.14 at Toronto, 20 cents at London, nothing at Kingston, 49 cents at Hamilton, and nothing at Orillia. The cost per patient for medicine was highest at the London Asylum, being \$1.08, as compared with 75 cents at Toronto, 82 cents at Kingston, 69 cents at Hamilton and 52 cents at Orillia.

The annual cost per patient for butchers' meat, fish, etc., is singularly uniform in the three largest Asylums, viz.: \$16.70 at Toronto, \$16.67 at London, and \$16.50 at Kingston. The cost of these articles shews a great falling off at Hamilton, as compared with the previous year, viz., from \$21.14 to \$12.63 per patient, being lower than in any other Asylum. This is chiefly owing to the reduction in the contract price from \$6.90 to \$5 per 100 lbs., and also to greater care and supervision on the part of the storekeeper. At Orillia the annual cost per inmate under this head, was \$12.68,

Flour was obtained at a cheaper rate than in the previous year, and as a consequence, there is a considerable reduction in the cost of bread in all the Asylums.

Butter was also contracted for at a lower rate, and therefore a corresponding reduction is shewn in that item.

The cost of groceries is apparently higher at Toronto than elsewhere, but that is owing to the fact that a larger stock of tea and other articles had been laid in there than in the other Asylums.

As explained in last year's report the cost of clothing varies according to the number of patients clothed by their friends. There being a greater number of that class in the Toronto Asylum than in the London, the cost of clothing is lower in the former place.

In the four Asylums in which gas is used, namely Toronto, London, Hamilton and Orillia, there are very marked differences in the *per capita* cost of that supply, viz., at Toronto \$2.92, London \$4, Hamilton \$4.69 and at Orillia \$1.90 per patient. At the latter place gas is made on the premises, and had the Institution the same population as the Hamilton Asylum, the cost, instead of being \$1.90 per patient per annum, would not exceed \$1.00. The London Gas Company

have notified their customers of a large reduction in the rates to take effect at once, but at Hamilton, the Company continue to charge the excessively high rate of \$2.25 per thousand feet. Should a reduction not be made during the coming year, I would recommend the erection of gas works on the premises.

The yearly cost per patient for salaries and wages was, at Toronto \$35.08, at London \$36.89, at Kingston \$40.31, at Hamilton \$45.82 and at Orillia \$54.84. The excess in Kingston is owing to the high rate of wages paid by the Dominion Government to many of the male attendants, which was originally made the same as that paid to guards in the Penitentiary, and on taking over the Asylum the Province had to continue it. However, all new attendants, on entering the service of that Asylum, now receive the same rate of wages as is paid in the Toronto and other Asylums. The cost of wages has been reduced at the Hamilton Asylum from \$51.11 per patient to \$45.82, and a still greater reduction will take place next year.

ASYLUM RECEIPTS AND PAYING PATIENTS.

The following summary shews the number of patients on the paying list in each Asylum, as well as the total amount received, with which is included the small revenue derived from other sources, such as the sale of kitchen refuse, etc.

Asylum for the Insane, Toronto	200 patients	\$23,409 05
Asylum for the Insane, London	91 "	5,740 93
Asylum for the Insane, Kingston	15 "	1,733 10
Asylum for the Insane, Hamilton	16 "	1,011 10
Asylum for Idiots, Orillia	21 "	1,004 08
	343	\$32,898 26

As compared with the previous year, these receipts shew a slight reduction, owing to the fact that a larger amount of arrears were paid during that period.

The weekly rates of payment for maintenance from which the above sums were received, were as follows:—

76 patients paid from	\$1 to \$2 per week.
169 " "	2 to 3 "
31 " "	3 to 4 "
48 " "	4 to 5 "
3 " "	5 to 6 "
16 " "	6 to 7 "

343

The summary given below shews the receipts for patients' maintenance since Confederation.

Collected during the year ending 30th September, 1869	\$5,866 75
Collected during the year ending 30th September, 1870	8,764 32
Collected during the year ending 30th September, 1871	14,045 30
Collected during the year ending 30th September, 1872	19,255 80
Collected during the year ending 30th September, 1873	16,660 61
Collected during the year ending 30th September, 1874	20,035 77
Collected during the year ending 30th September, 1875	21,875 92
Collected during the year ending 30th September, 1876	21,175 93
Collected during the year ending 30th September, 1877	28,093 58
Collected during the year ending 30th September, 1878	36,103 75
Collected during the year ending 30th September, 1879	32,898 26

SUPPLIES.

Table No. 15, appended to this division of the report, furnishes information respecting the prices paid under contract for Asylum supplies. The following statement shews the extent of Asylum purchases, and the amount expended under contract and by purchase in the open market:—

1. Goods and supplies bought under the contract system.	\$104,327 70	
2. Services for which tenders could not be asked, such as Water, Gas, Repairs, Amusements, Stationery, &c., &c.	40,154 85	
3. Dry-Goods, Groceries and Supplies purchased in open market	55,898 97	
4. Salaries and Wages	86,512 85	
		<u>\$286,894 37</u>

ASYLUM FOR THE INSANE, TORONTO.

DESCRIPTION OF THE BUILDING AS FURNISHED BY THE ARCHITECT OF THE PUBLIC WORKS DEPARTMENT.

The main building was erected according to the designs and under the superintendence of J. G. Howard, Esq., Architect, Toronto.

It was commenced in 1845 and occupied in 1850.

The site, consisting of 50 acres of land, was granted by Her Majesty's Board of Ordnance, and is nearly the western city boundary, about three miles from the City Hall.

The material is of white brick, with cut stone dressings, from the Thorold quarries, and the buildings are roofed with slate.

The total length of the building is 584 feet, including the circular verandahs at the end of each wing, 50 feet in diameter.

The main building is four storeys in height, averaging $11\frac{1}{2}$ feet each, the upper storey being about ten feet. The centre building, 120 feet in front, five storeys in height, and about 90 feet in depth, is surmounted by a handsome dome, 40 feet in diameter, the extreme height being about 120 feet from the surface.


The wings extending east and west from the centre building are nearly 210 feet in length each, not including the verandahs, the width of each wing being about 60 feet, and 45 feet in height from the surface.

The basement storey, sunk 4 feet below the surface, contains the kitchens, store rooms, dining rooms for the attendants and working patients, Bursar's office, dormitories for patients, and vaulted rooms with flagging for hot water boilers and furnaces of heating apparatus, which consist of brick furnaces, 5 feet square and 4 feet in height, 17 in number, enclosing coils of iron pipe one inch in diameter, through which the water circulates to the several apartments, about 1,200 feet of pipe being connected with each furnace.

The corridors throughout are 14 feet in width, lighted by windows in the rear, and at each end by the circular verandahs before mentioned.

The centre building contains apartments for the Assistant Physicians and Matron; Surgery, Superintendent's office, waiting rooms, chapel, recreation room and dormitories for female attendants.

The wings above the basement, three storeys in height, are occupied by the patients, about 200 for each wing, and attendants' apartments. The single dormitories are 12 feet by 10 feet, and associated dormitories 35 by 30, and 33 by 20 feet. Dining and sitting rooms, water closets, bath and wash rooms, lifts, dust and clothes shafts, are attached to each ward, with wide staircases.



TORONTO-ENG.-CO.

ASYLUM FOR THE INSANE, TORONTO

The recent additions, opened in 1870-1, consist of two wings, designed by the Architect of the Public Works Department, from sketches made by the Medical Superintendent, extending in a southerly direction from the extremities of the main building, forming with the latter three sides of a quadrangle, open to the south.

The wings are 215 feet in length, 60 feet wide, and four storeys in height, 12 feet for each storey, and are connected with the main building by a covered passage 30 feet in length, 9 feet wide, and two storeys in height. The openings from the main building and wings to these passages are protected by iron doors in case of fire.

The basements contain kitchens, sculleries, associated dormitories for working patients, vaulted and flagged rooms for hot water boilers and furnaces for heating apparatus, 18 in number, similar in construction to the main building, 1,200 feet of pipe to each furnace.

The three upper storeys in each wing have corridors 12 feet in width, with rows of dormitories on each side, 12 feet by 6 feet, and four transverse recesses 10 feet wide, also apartments in the centre for Attendants' rooms, water closets, bath and wash rooms. An associated dormitory, 21 feet square, and sitting-room, are placed at the southern end, also a dining-room at the northern end of each wing, 30 feet by 21 feet, with lifts from the kitchen.

The verandahs at the southern ends of each wing are 30 feet by 20 feet, of a quadrangular form, supported by iron pillars and protected by iron bars for each of the storeys.

The site of 50 acres is enclosed by a brick wall, 10 feet in height, with an iron railing in front of the main building on the north side, and neat brick entrance lodges and gates.

Two Hospitals, 60 feet in length by 35 feet in width, with rear additions 27 feet by 22 feet, three storeys in height, were erected at the same time as the wings (1870-1), east and west of the same, 200 feet distant, and afford accommodation for about 30 patients each, in associated dormitories. There are also attendants rooms, kitchens, bath and wash rooms and water-closets, hot water furnaces, etc., to each Hospital.

In 1870, about 150 acres of land, south and west of the Asylum grounds, were purchased from the Dominion Government, for farming purposes. Farm buildings, consisting of a farmer's house, barn, stables and waggon-house were erected on the same, near the western city boundary.

During this year portions of this land west of the Asylum, along Queen and Dufferin streets, were exchanged with the City Council for about 20 acres south of the Asylum grounds, extending to King street, which was opened westward in 1876.

In 1877 a separate residence for the Medical Superintendent was erected near the eastern lodge, with a private entrance on Queen street.

The water for the Asylum was pumped from Lake Ontario until 1877, when arrangements were made with the City Council for the supply from the City water works.

The buildings are supplied with iron and wooden tanks, lined with lead, affording a total capacity of 50,000 gallons, for holding water, and there are 4 hydrants on the ground in case of fire.

The laundry, 250 feet in rear of the main building, is 112 feet in length, by 52 feet in width, and two storeys in height, with flagged and concrete floors, the building being of white brick with stone dressings.

Provision was made for a bakery and oven at the southern end of the laundry, and drying rooms on the second storey.

There is a large iron fountain in front of the main building, with two smaller fountains in the rear, and the grounds were planted with choice trees and laid out with plank and gravel walks for the recreation of the patients.

The out-buildings consist of stables, cow-houses, barn, waggon sheds, hen-houses, piggery, coal sheds, carpenter's shop, and shed for lumber adjoining the same.

The dormitories and apartments are ventilated by means of tile pipes, 6 and 9 inches in diameter, built in the walls, one to each of the single apartments, and a proportionate number for associated dormitories, etc., leading into brick chambers in the attics, in which stoves were placed for heating the air and inducing currents through the galvanized iron ventilators on the roofs.

The soil pipes of the water-closets are ventilated by means of galvanized iron pipes leading into the hot water boiler flues.

The drains round and from the main building, wings and hospitals, farm buildings and Medical Superintendent's residence, discharge into the main sewer, 3 feet by 2 feet, built of brick, which empties into Lake Ontario, about one mile distant.

The Asylum affords accommodation for 670 patients, at a total cost of about \$670,000.

MINUTES OF INSPECTION OF THE TORONTO ASYLUM RECORDED DURING YEAR.

On inspecting this Asylum on the 17th and 18th March, the population comprised 352 men and 331 women, or a total of 683. At my previous inspection, on the 36th September, 1878, the numbers were 345 men and 328 women. The following are the changes which have occurred since the date of that visit, viz.: Admissions 68, discharges 37, deaths 21, escaped 2, and, in addition, 2 patients were, on the application of their relatives and the payment of removal expenses, transferred to Hamilton Asylum. During the period named, 746 patients have been under treatment.

Of the 68 admissions, 36 were paying patients at rates varying from two to six dollars per week. The whole number of that class of patients in the Asylum, at this visit, is 192, or nearly thirty per cent. of the entire population, and the receipts from such patients aggregate about \$25,000 per annum, or nearly one-third of the gross cost of maintenance.

Of the 37 discharges, 11 were cases of recurrent insanity, who have, during a series of years, been admitted and re-admitted from two to eight times. Six of this number were discharged recovered, 3 improved, and 2 were taken home by their friends in an unimproved condition.

The condition of the patients is upon the whole very satisfactory. The rate of mortality has been very low, and very little sickness now prevails in the Asylum.

The patients are very quiet, except in the female refractory ward. Not a single case of mechanical restraint exists, and in many of the wards there has been no recourse to restraint or seclusion since my previous visit.

The state of the Asylum in all its departments is eminently satisfactory. Every part of the house is strictly clean; the ventilation, judging from the absence of smells, is good, except in the vicinity of some of the closets; and the wards, since they have been painted, are neat in their appearance and generally very cheerful looking.

Authority having been given in the previous month to paint the walls of the single rooms in the superior wards and the dining rooms of the main Asylum, I find that a portion of the work has been done and the remainder is in progress. The cost is equal to $6\frac{3}{10}$ cents per square yard. The Medical Superintendent is authorized to continue this work, at the most needed points, until the present stock of paint is exhausted.

The dining-room arrangements and equipment in the superior wards have much improved, and the meals to the paying patients are now very neatly served. Some of the dining-rooms in the main building, require to be brightened up by paint and whitewash.

I saw and tasted the dinners served in the various halls, during the visit, and found the food good and sufficient. The bread, the quality of which I complained of at my last inspection, has somewhat improved, but it is not yet as good as it should and must be.

An appropriation of \$1,250 having been voted by the Legislature for the purpose of improving and consolidating the kitchen arrangements of the east main building, east wing and east Hospital, in each of which there is now a distinct kitchen and cooking staff, the question of how best to accomplish that object was fully considered at this visit. The range cooking for the corresponding departments in the western buildings and which has been in operation for over two years, is giving very good satisfaction, but the serious drawback to the system is that the soup-making, stewing and vegetable boiling has still to be done in furnace boilers, necessitating the keeping up of three additional fires. The success which has attended steam cooking in all the Institutions where it has been tried, points to that as the best system to adopt. Moreover, the abandonment of the steam boilers for pumping the water supply from the bay, leaves these boilers at our disposal. The engineer will therefore proceed with the work of removing one of the boilers from the engine-house and placing it in the room adjoining the western kitchen. The connections,

together with the requisite number of kettles, jacketed boilers, and other cooking appliances will at once be purchased. In order, however, that the engineer may fully inform himself as to the best method of placing and connecting these appliances, and their uses generally, the Medical Superintendent is authorized to send him to the Kingston Asylum, where the system of cooking by steam has long been in operation.

The question of overcoming the defects in the heating arrangements of the old building, was also fully considered at this inspection, and it was decided by way of trial to abandon the use of some of the furnace coils now used in heating the water, and to make direct connection with a hot water boiler. As the trial, however, involves the placing of additional coils in the wards where the test is to be made, and as expenditures for other appliances will have to be incurred, the work will have to remain in abeyance until an appropriation is granted to enable it to be gone on with.

An appropriation having been voted for the reconstruction of the airing verandahs, the Honourable Commissioner of Public Works will be asked to have the work proceeded with as soon as possible.

The negotiations for supplying city water to the Asylum having been successfully completed some time ago, instructions were given to the Medical Superintendent to have the necessary connections made. This has been done, and the Institution is now being supplied with water for all purposes from the city mains.

A second inspection was made of the Asylum on the 25th and 27th June. The following summary exhibits the movements of patients since my last visit on the 18th March: patients then in residence 683, since admitted 14—7 men and 7 women; total number under treatment, 697; discharged 11; died 3; leaving in the asylum at this visit 350 men and 333 women, or a total of 683. These figures shew that very few changes have been made in the Asylum population in the last three months. The falling off in the number of admissions is attributable to three causes, the low death rate, the continued and full occupation of the beds, and the diminished number of discharges. Although the number of patients in residence is the same as at last visit, it exceeds the proper space limitation by about eight beds. The tendency to overcrowd is very great, owing to the pressure brought to gain admission to the Asylum for lunatics within the district allotted thereto. The Medical Superintendent will endeavour to confine admissions, as much as possible, to paying patients; promptly referring applicants for free admission to the Asylums at Hamilton and London, according to their railway proximity to these places, taking care to notify the Superintendents of those Asylums of the action taken.

It is to be regretted that the Asylums designed to serve the central and eastern sections of the Province should both be full at the same time, while there are so many vacant beds in the Asylums at Hamilton and London. It is hoped, however, that the difficulty will be partially overcome, without incurring the expense of transfers, by the Medical Superintendents of the Toronto and Kingston Asylums giving prompt directions to the friends of the insane, to transmit their applications to the Hamilton and London Asylums.

That only three deaths should have occurred in one hundred days, out of a population of the character and extent of this Asylum, speaks volumes for the good care taken of the patients, and also must be regarded as proof of good hygienic arrangements. To-day only nine patients are in bed.

In addition to good health, the condition and appearance of the patients are highly satisfactory. Except in ward 7, there was very little noise and excitement. There, however, there was abundance of both. I was glad to observe, that even in this ward there were only three cases of mechanical restraint. It would appear that through the absence of restraint and by careful watching on the part of the attendants, the tendency to destructiveness and violence is harmlessly and happily carried off by a little noise and boisterousness. There were only two other cases of restraint and one of seclusion on the female side of the house, and none whatever on the male side.

I was present in some of the wards when the meals were served, and with the exception of the bread, found the food to be good and very well prepared and served. Respecting the bread supply, as the flour has frequently been inspected and reported excellent, it is clear that the fault must be in the baking. The Baker has received three warnings from me to improve the quality and has failed. Under these circumstances, and

having regard to the necessity for having that important food staple of the very best quality, the Superintendent will ask the Baker to resign and another man will be appointed to the place.

The internal appearance of the Asylum continues to be improved by painting, etc., and the condition of the wards, beds, etc., is most satisfactory. Some of the halls are yet rather bare of furnishings. An order will be given for 30 perforated settees for the best wards, and 15 plain comfortable ash benches for the others.

The Medical Superintendent reports that the laundry work is being very satisfactorily done. On visiting that department, it was noticed that there was an absence of neatness about the place. An improvement in that respect was asked for.

The farm, garden and ornamental portion of the grounds were all gone over at this visit and found in admirable order, and the indications of a good crop were most favourable. The recommendation which I made last year, that steps be taken to secure to the Asylum the plot of land, containing about 23 acres, south of the Asylum wall and known as the old Exhibition Grounds, has met with the approval of Government. The corporation having consented to exchange the land for other lots owned by the Province, more distant from the Asylum (the value of the properties and the terms of exchange to be determined by three Arbitrators), the Medical Superintendent is authorized to enter into possession of the land and proceed to cultivate it.

Great complaint having been made during the past two years, by persons living near the Asylum, of the stench from the pig pens, the Superintendent will at once take steps to remove the pigs to a temporary pen to be erected on the newly acquired ground. An appropriation will be asked for the erection of brick pens at a more suitable point.

Inspection was again made of the Asylum on the 13th and 14th October, when the following minute was entered in the Inspector's book.

Since my last inspection and up to the close of the official year, 11 men and 9 women have been admitted to the Asylum, and during the same period, 703 patients have been in the house, of whom 22 have been discharged, 6 have died, and 2 have been transferred to Hamilton, leaving 673 in residence. From the 30th September up to to-day there have been 3 admissions, 1 discharge and 2 deaths.

Respecting the 11 admissions, 2 were re-admissions, and with the exception of 2, all were paying patients.

Of the 22 discharges, the Asylum records shew that only 5 were sent away cured, and one of these was subsequently returned, being a case of recurrent insanity; 11 are entered as having been discharged in an improved and 6 in an unimproved condition.

That the statistical information in respect to admissions and discharges may be rendered more complete, the Medical Superintendent will be good enough to indicate in the register all re-admissions, and the number of times such patients have been re-admitted. I have again to note an unprecedentedly low death rate, and it is rather remarkable that between the 20th March and 30th September, out of a population of nearly 400 women, only one of that sex died. The suicide, by hanging, of a patient is the only death calling for comment. The act took place in the patient's bed-room—a single room—between 2.30 and 3 a.m. The patient had that day been transferred to another ward and had the Day Supervisor of that ward informed the Night Watch, as it was his duty to do, that the patient was suicidal, in all probability the unfortunate occurrence would not have happened. To guard, as much as possible, against the recurrence of such an act, the Medical Superintendent will instruct all Day Supervisors when they receive the notification papers from the Superintendent's office, along with suicidal patients, to hand the same to the Night Watch, before going off duty on the evening of the day the patient is received. When suicidal patients are transferred to other wards, the same precaution to be carefully followed. The Medical Superintendent will further instruct the Night Watches to visit the separate rooms in which suicidal patients are sleeping, oftener than in ordinary cases. The suicide referred to was a very determined one, and it does not appear that it could have been prevented by any structural precaution, other than the use of a padded room and the removal of all furniture therefrom.

In checking the Asylum roll, I, of course, saw every patient in the house, with many of whom I conversed. Except the usual number who "wanted to go home," all were

very well contented and no complaints were received. As is usually the case in this Asylum, the male wards were very peaceful and quiet, but in some of the female wards there was a good deal of noise, but neither roughness nor violence.

I have again pleasure in recording the almost entire absence of mechanical restraint. There is none whatever on the male side, and only one very mild case on the female side, together with one seclusion. Seven of the males and 10 of the females are in bed—a rather greater number than usual. One of the women is at the point of death and three more are in a very low state. Of a few, however, it is stated that they have just retired to bed to rest.

The dress of the male patients, respecting which fault has been so frequently found, is only fairly satisfactory. A new tailor will shortly be appointed, and it is to be hoped that the fit of the clothes will be much improved. The female patients are, as a general thing, neatly and tidily dressed. As authorized some time ago, the female attendants are now supplied with a uniform ward dress. Their improved appearance is very marked.

The dinners which I saw and tasted, consisted of soup, boiled beef, potatoes, beets, bread and butter, and to the weakly tapioca-pudding. Everything was good, and in the superior wards the serving was very well done.

The Asylum throughout, in respect to order and cleanliness, maintains its claim to a most favourable report. In every direction it is a pattern for cleanliness, and nearly everywhere good order prevails. The perforated and plain seats ordered some time ago, have been received and add much to the comfort and appearance of the wards in which they are placed. A good deal more of the wall surface has been painted, which has added to the brightness of the parts, and the entrance hall has been improved with a small aquarium and fountain.

The work of reconstructing the airing verandahs has been completed by the Public Works Department, and they are now very much improved in appearance. Care should be taken, however, that exercise in these verandahs is only looked upon as an adjunct to out-door recreation and not as a substitute therefor, as in the latter case it would be better to remove the verandahs, although in bad weather and for the use of invalid patients they are of great service.

The bathing arrangements of this Asylum are not at all satisfactory, and notwithstanding all the improvements which have been made to the building and its furnishings, the bath-rooms have remained untouched. They are floored with common pine, and the tubs are of iron of a rough pattern and quite uncased. The exhalations from the floors, which are saturated with water and steam, are very offensive. The Medical Superintendent is authorized to proceed at once with the reconstruction of one of the bath-rooms in the wings, the floors to be laid with the best quality of Portland cement, and the tubs to be encased with well-jointed woodwork, and the connections to be of the best quality now in Asylum use. A lock-up press to be erected in the room for brooms, brushes and cleaning materials, which are now lying loose in the room. The work as much as possible to be done by the Asylum Engineer and Carpenter. The Bursar to keep an account of all expenditures for material and labour for future estimates.

There still remain in the Asylum about 265 of the old dilapidated bedsteads (which have been in use for over twenty years), with straw ticks. It will be recommended that 100 new bedsteads, hair mattresses, palliasses, etc., be purchased during the ensuing year, to replace the worst of these beds, and for which an appropriation will be required.

Having regard to the large proportion of paying patients in this Asylum, and the probability that the number will be still further increased (there being little likelihood that a private Asylum will be established in the Province for many years to come), I am of the opinion that the entire space of the wings should be devoted to that class of patients. The upper wards are now occupied by free patients, which prevents the approaches to, and the surroundings of the wings from being uniformly improved, which could be done if the wings were exclusively occupied by paying patients. In addition to the furniture and furnishings required for these two upper wards, all of the paying wards should be more liberally provided with means of amusement and recreation.

The new kitchen is now fitted up with the steam cooking appliances, and is reported to give satisfaction, with the exception of two defective boilers, which the contractor will be required to make good.

In my last report I recommended two much needed works, viz.: the erection of new coal-sheds, and a new amusement hall and chapel; these, together with the requirements referred to in the present report, will be brought to the attention of the Government, with a recommendation that an appropriation be asked at the next session of the Legislature to enable the works to be done.

ASYLUM FOR THE INSANE, LONDON.

DESCRIPTION OF THE BUILDING AS FURNISHED BY THE ARCHITECT OF THE PUBLIC WORKS DEPARTMENT.

The site of the Asylum buildings is about 2 miles east of the City of London, on Dundas street, and contains 196 acres.

The Grand Trunk Railway, from London to Saint Mary's, runs through the south-eastern angle of the site.

One hundred acres in addition to the above, adjoining the road on the west of the Asylum site, were purchased for farm purposes.

The total length of the main building is 610 feet, and 220 feet from the front of the centre building to the rear of the wings which recede from the front line.

The plan, as designed by the Architect of the Public Works Department, is on the Linear principle, on which the Asylums in the United States have recently been constructed, as it permits of the introduction of windows at the ends of the corridors in the wards, thereby affording a greater quantity of light and better ventilation than the ordinary method.

The materials are of London white bricks, and cut stone dressings from the Guelph quarries, the whole of the buildings being roofed with Melbourne slate.

The centre building includes Bursar's office, reception room, and apartments for the Assistant Physician and attendants, being four storeys in height, and 90 feet in depth.

The wards adjoining the centre building are three storeys in height, of 11 feet each, the upper storeys 12 feet, and 42 feet in depth, not including the projections.

The wings are 100 feet in length, receding 60 feet from the front line, and 42 feet in depth, two storeys in height, connected with rear wings, 94 feet by 37 feet, by transverse wards, 120 feet by 37 feet, two storeys in height.

Airing yards, enclosing areas of 250 feet by 200 feet, adjoining the wards on the east and west, are surrounded by brick walls 10 feet in height, sunk below the level on the front and sides, so as to be overlooked by the patients, and each yard is provided with a shed on the north side.

In the rear of the centre building, and connected by a covered passage, 50 feet by 10 feet, and one storey in height, are the kitchen and laundry, each 39 feet by 32 feet, with scullery and bakery, also store rooms. In the upper storey are the drying and ironing rooms, with store rooms, stairs, &c., each storey being 13 feet in height.


A boiler and steam engine of 30-horses power have been placed in the rear for the purpose of driving the washing machines, wringers and other appliances, the steam being also used for cooking by means of kettles, etc.

A small tramway along the covered passage, with a waggon, conveys the food to two lifts opening into dining rooms, 82 feet by 42 feet, in the rear of the centre building, on two storeys; an amusement hall being provided over the same, 18 feet in height, on the third storey.

The corridors in the wards are 12 feet in width, except rear wards, which are 10 feet.

The associated dormitories, opening off the corridors, are 31 feet by 20 feet, 25 feet by 12 feet, and 22 feet by 18 feet, and each ward has a sitting room, attendant's apartment, bath and wash rooms, water-closets, clothes and dust shafts, with separate stairways to corridors and yards.

The single apartments in the front and rear wards, are 12 feet by 6 feet, and 11 feet by 7 feet, respectively.



ASYLUM FOR THE INSANE, LONDON.

W. H. STONE, SCULPTOR.

The main building, commenced in 1869, and occupied in 1870, affords accommodation for 500 patients, the average cubic space allowed for each not being less than 800 feet, excluding corridors, staircases and halls.

The building is heated by steam from four boilers, 12 feet long by 4 feet in diameter, and circulating iron pipes one inch in diameter, round the walls, with coils in the corridors and principal apartments.

The boiler-houses were constructed in the rear of the centre building, about midway between the centre and extreme wings.

The walls being hollow throughout, the several apartments are ventilated through the spaces both upward through galvanized iron ventilators on the roofs, and underneath the floors, there being no basements, openings having been left in the large boiler chimneys, which are 5 feet square on the inside, and 90 feet in height.

The water is supplied from two large wells, the west well being 8 feet in diameter and 120 feet in depth to the rock. The west well affords the largest quantity daily, having been tested to supply 500,000 gallons. From this well the water is pumped into iron tanks in the roofs with a capacity of 60,000 gallons. The water from the east well is not used, being deficient in both quantity and quality.

The gas for lighting is supplied by the City Gas Co. of London, the gas mains having been extended on Dundas street for the purpose.

The sewage from the buildings is conveyed by brick drains, 22 inches in diameter, to large brick vaults in the south-eastern portion of the grounds, where it is filtered and deodorised, the overflow being connected with a creek on the east side of the grounds, which empties into the River Thames.

The avenue to the main building is 100 feet in width, planted with trees on either side of the drive, 40 feet wide, the sidewalks being 6 feet wide. This drive is continued round the buildings. The grounds are laid out with much taste and bear evidence of constant attention.

A separate residence was constructed for the Medical Superintendent on the western portion of the grounds, in the rear of the main building, and to the west of the airing yard, with a covered passage into the wards.

The out-buildings consist of a store-house, 70 feet by 30 feet, two storeys in height, and basement; two workshops, 60 feet by 30 feet, two storeys in height; two barns, 60 feet by 20 feet, and 20 feet in height; stable and cow-houses, each 150 feet by 24 feet, one storey in height; with waggon-house and granary in the centre, two storeys in height; two large coal sheds, 150 feet by 33 feet, and 135 feet by 25 feet, respectively, all constructed of brick and slated. Also a root-house, 140 feet by 30 feet, of brick, arched with the same material, and covered with earth. A waggon and ice-house, 80 feet by 20 feet each, were also constructed of wood on the south side of the Farm buildings.

In addition to the main building, three single cottages were also constructed of brick, for chronic patients, in the northern portion of the grounds, each cottage containing 60 patients, or 180 in all. The first of these cottages was constructed in 1874, and the centre and east cottages in 1877, with coal sheds, 50 feet long by 20 feet wide, one storey high, of brick, in the rear of each. One double and one single cottage for attendants were constructed on land purchased north of Dundas street, opposite the entrance lodge.

In 1872, an Asylum for Idiots was constructed in the north-eastern part of the ground, of brick, 80 feet by 50 feet, and two storeys in height, besides the basement, and when the patients were removed to the Orillia Asylum, two wings, 160 feet by 40 feet, two storeys in height, and basement, were added to this building in 1878, which is now a refractory ward in connection with the main Asylum, affording accommodation for 190 patients. It is heated by steam, and supplied with water and gas from main building.

The total expenditure on this Asylum to 1878 has been \$584,980, and it affords accommodation for about 900 patients.

MINUTES OF INSPECTION RECORDED DURING THE YEAR.

I made three statutory inspections of this Asylum during the year. At the first visit, which extended over the 1st and 2nd January, 1879, I recorded the following minute:—

The movements and changes of the population since the 1st October are as follows: in residence on that day, 351 men and 356 women—707; admitted during the three months, 25 men and 22 women; died, 9 men and 3 women; discharged, 13 men and 15 women; leaving on the Asylum register on the 1st January, the names of 354 men and 360 women, or a total of 714. Of these, 8 men and 3 women are absent on probation, leaving an actual resident population of 703 souls. The Asylum records shew that of the 28 persons discharged during the quarter, 18 were sent away cured, 5 were improved and 5 unimproved. Two of the latter were taken home by their friends in a dying condition, and one was returned to his home as an unfit subject for Asylum residence. Respecting the deaths, comment is required only in one case, where decease was hastened by the patient being scalded while bathing, through carelessness in looking after the key of the tap. An inquest was held, and the jury in returning their verdict, reflected upon the conduct of the chief attendant of the ward and exonerated the attendant directly in charge of the patient, but on further inquiry being made by the Medical Superintendent, the evidence completely acquitted the chief attendant of all blame, and threw it upon his subordinate. I therefore felt it my duty to give instructions for the immediate discharge of this attendant, as I had previously intimated that dismissal would follow any such act of carelessness, as he was guilty of.

The "Restraint Book," for the keeping of which I gave instruction at a previous inspection, has been examined. During the three months ending 1st January, all cases of restraint and seclusion are recorded. Many of them are of the mildest kind and are confined to a few patients, representing a proportion of only about one and a half per cent. of the average daily population. It is noticed that the causes for restraining or secluding a patient are not always specifically set forth in the record, other than in general terms, such as "violent," "dangerous," etc. In future the particular acts constituting these conditions must be entered.

Only 4 patients are observed under restraint on the day of my visit, and none are secluded.

The bodily condition and external appearance of the patients are generally satisfactory and the health of the asylum is exceptionally good, only 6 patients, all females, being confined to their beds.

The corridors and sleeping apartments in the main Asylum, and the cottages, are all in perfect order, and in the female departments they are particularly clean and neat in appearance. The same may be said of the official and domestic quarters of the Asylum, with the exception of the upper hall in the main building, which is rather untidy.

The opening of the new addition to the laundry and the new drying-room has much improved that department. It is to be hoped that its capacity is now quite sufficient for the present and future wants of the Asylum. The steam in the new addition is very dense. A porch should be erected at the rear entrance and the ceiling ventilators should be always kept open.

The apparently dangerous condition of the large tank in the garret of the main building will be at once brought to the notice of the Public Works Department, with a request that a very careful examination may be made of its bearings and supports, which appear to be giving way at some points. Until this examination is made, it would be best not to use the amusement hall for dancing.

In order that the new Refractory Wards may be opened and occupied not later than the 1st February, the Bursar is authorized to complete the furnishing of the rooms in the main building, and the officers' and attendants' quarters; purchasing at the lowest possible rates the minor articles of furniture for which tenders could not be asked. A list of such furnishings has been made for his guidance.

The shelving of the store-rooms in each ward of the Refractory Asylum should be proceeded with at once, and the Public Works Department will be asked to place wire coverings over the steam pipes.

As soon as the refractory patients are removed to the new building, the wards at present occupied by them, must be thoroughly cleaned, white-washed and painted, so as to brighten up and improve their appearance, before occupation by ordinary patients.

It is most desirable that an account should be kept of the work performed by the

carpenters. The Medical Superintendent will therefore provide the chief carpenter with a proper form of book, and instruct him to record therein the number of carpenters and patients employed daily, the nature of the work done, the value of the material used and the value of the labour. The usual hours of work, which are observed in the carpenter shops in London, must be enforced in the Asylum service.

As the farmer has given further evidence of his inability to properly manage a large farm, it has been decided to transfer him to the Institution for the Deaf and Dumb, where the operations are on a much smaller scale, and to send the Institution farmer to the Asylum.

As recommended in the foregoing minutes, a competent person was sent by the Public Works Department to examine the supports to the water tank in the main building, and he reported that there was no evidence of insecurity, and that the amusement hall might be used as heretofore without danger. The Medical Superintendent was, of course, immediately advised of this.

I made my second inspection of the Asylum on the 25th and 26th March, and the following is a record thereof:—

The names of 730 patients appear on the books, but 10 are absent on probationary leave, making the exact population, 720 persons, namely 360 of each sex. Since the 1st January, the date of my last visit, 40 patients have been admitted, and 10 deaths and 15 discharges have taken place. One death was the result of an accident, as a male patient was killed by falling through a trap-door from the drying-room into the laundry underneath. At the time of the accident, the trap was hardly safe, as the doors could be left open, after the trap had been used, but it has now been altered, and the doors can only be opened and held up by cords in the hands of the user, which should insure their being closed when the trap is not required. If the Medical Superintendent finds that this arrangement does not render the opening perfectly safe, he will give instructions for it to be moved, placed against the wall at a convenient spot and surrounded by an iron railing three and a half feet high.

The distribution of the patients in the various branches of the Asylum is as follows: In the main Asylum, 479; in the three cottages, 179; and in the two lately opened wards of the Refractory Asylum, 62.

The health of the Asylum is good and the condition of the patients satisfactory—no patients are under restraint and the cases of undue excitement are very few.

The Asylum in all its departments is in excellent order. The atmosphere in a few of the wards is somewhat vitiated, owing to the necessity for the use of double windows and the consequent absence for the time being of free window ventilation, which is really the only system in force in this Asylum. For that reason, it is desirable that the outside windows should be taken off as soon as the weather will permit of it. The solution of the problem of providing an effective means of ventilating the wards, especially in winter, should be no longer delayed.

Two of the wards in the refractory branch were opened in February and are now occupied by sixty-two patients. The official quarters have been fitted up in accordance with the instructions given by me at my last inspection. The wards and interior arrangements of this building, with few exceptions, are well suited for the class of patients they are designed to accommodate. In order to obtain the full benefit of separation and classification of the patients, by the removal to this new structure of all whose insanity or habits are calculated to excite and discomfort others, it is desirable that two more wards should be opened at once. To this end, the Bursar is authorized to purchase what additional furniture is absolutely required to fit them up, at an expenditure not exceeding \$300, and the Medical Superintendent is directed to engage two extra male and female attendants for service in the branch Asylum, and to effect the removal of twenty more patients of each sex, as soon as the wards are ready to receive them.

Since my last inspection, some rather important changes have been effected, with my sanction, in the interior economy of the Asylum.

The east and west cottages, formerly occupied by males and females respectively, are now tenanted by both sexes—the males on one side and the females on the other—each cottage being under the charge of a male attendant and his wife.

The two large associated dining-rooms in the main Asylum, formerly used by both sexes jointly, are now separately occupied.

The Medical Superintendent reports favourably of both these changes, and the condition of the cottages, as well as of the dining-rooms, corroborates the report.

The pay list of the Asylum has been minutely examined and the duties of the members of the Asylum staff very fully inquired into, and as the result, a memorandum has been given to the Bursar of the various changes he is authorized to make in the salaries and wages of several of the officials. Instructions were also given regarding the staff to be placed in the refractory wards.

It has just come to my knowledge that the occupants of the gate-houses have been allowed bread, milk and vegetables from the Asylum stores. As this practice was commenced some years ago, without authority, the Medical Superintendent is requested to see that it be stopped, as in addition to the salary paid to these occupants for their services in the Asylum, they get a free house with fuel, light and water, as payment for gate-duty performed by their families.

The increased cost of clothing for patients, suggests the desirableness of an effort being made by the Medical Superintendent and Bursar, to get a greater number of the friends and relatives of the insane to provide clothing, even when no money payment is made for maintenance. To this end, the Medical Superintendent is requested to see that the answers to queries and other information relating to patients, are sent to the Bursar when received, in order that he may gain particulars regarding the ability of the patients' friends to pay for maintenance.

As soon as the steam heating for the season is over, the Medical Superintendent will instruct the Engineer to proceed with the alterations of the water-closets on the male side of the main building, and the Bursar is authorized to purchase necessary materials to the extent of \$160. He is also authorized to buy on capital account, a large sewing machine for the tailoring department, and a bath for the officers' quarters of the refractory ward.

The Medical Superintendent having submitted a plan for the laying out and ornamentation of the rear premises, to the untidy condition of which I called attention last year, he is instructed to commence work in carrying it out as soon as practicable.

I made a third inspection of the London Asylum on the 9th and 10th July, when I entered the following minutes in the inspection book :

This Institution and its affairs are found in all respects to be in good working order, and the buildings and premises are in their usual well kept condition.

Since the date of the last inspection, viz. 25th March, the operations of the Asylum have been as under:—

	Males.	Females.	Total.
In residence on 25th March.....	362	368	730
Since admitted	15	19	34
	377	387	764
Total under treatment to 10th July	377	387	764
	Males.	Females.	Total.
Died	6	10	16
Discharged	15	14	29
Escaped	1	0	1
	—	—	—
	22	24	46
	355	363	718

The appearance of the patients and the health of the Asylum are generally satisfactory, although there have been 16 deaths in a little over three months.

As the admissions to this Asylum are falling off, and as there are no vacancies in the Asylums at Toronto and Kingston, lunatics in the districts allotted to those Asylums will be received here for the present.

The roofs on the wings of the main building require attention, as they are in a leaky condition, and the Hon. the Commissioner of Public Works will be asked to have an

examination made of the same and the cost of repairing them estimated, so that an appropriation may be applied for to pay for the work.

As the hardwood ordered some time ago has now been delivered, the Medical Superintendent will have the side stairways and floors leading into the male side of the house laid therewith, and well oiled. The alterations to the water-closets, authorized at the time of my last visit, are now nearly completed. The ventilation of the laundry has been much improved by carrying out the directions given by me, with that object in view.

The Medical Superintendent and Engineer have suggested a scheme for combining all the present asylum boilers in one central boiler-house, and conveying the steam therefrom for heating purposes to the main building and wings, the cottages, refractory ward, and the Medical Superintendent's house. It is alleged that if this plan be adopted, the services of three stokers could be dispensed with, and a saving made of at least 150 tons of coal a year. The Superintendent is requested to submit his scheme in writing, with an estimate of the cost of carrying it out.

The question of providing for a supply of water in the event of the present pumping appliances giving way, has also been discussed. In view of the possibility of such an emergency, it is considered important that another well of the same capacity as the present one should be placed in the east of the Asylum, with corresponding pumping appliances. The Medical Superintendent will also submit to me an estimate of the cost of carrying out this proposition, and likewise of the adoption of his scheme for improving the means of extinguishing a fire: these estimates will all be brought before the Hon. the Commissioner of Public Works.

The land attached to the Asylum for farm, garden and ornamental purposes is in admirable condition. The appearance of the farm warrants the expectation that the crop of cereals and roots will be sufficient for the wants of the Asylum. The Medical Superintendent reports that the farmer transferred from Belleville on trial, gives satisfaction and appears to be a capable man. His appointment to the position of farmer to the London Asylum will therefore be permanent.

The garden is in good order, and the yield promises to be a large one. It is desirable that the lower portion of the garden enclosure should be levelled, put in order and cultivated, but this cannot be done until the brick sewer from the mouth of the filtering vault is continued to the garden fence, and some tile-drainage is also done. The Medical Superintendent will submit an estimate of the cost of these works.

The ornamentation of the rear yards and premises, as authorized by me, has been commenced, and considerable progress made with gravelling and levelling. It is desirable that the work should be prosecuted with as much speed as possible, and authority is given for the expenditure of the small balance remaining at the credit of the capital appropriation, in the material most needed. The terracing of the front of the Refractory Ward grounds has not yet been done, although it is claimed that the work has been finished according to contract. The Medical Superintendent will submit an estimate of what it will cost to put the grounds in proper order.

The delivery of coal under the contract is going on; it appears to be of excellent quality and in good order.

Application has been made by some of the mechanics employed to be allowed to have dinner in the Asylum. Considering that efforts have been made to do away with this objectionable practice in other public institutions, authority cannot be given for its being commenced here.

It is very important that the exact cost, under every heading, of maintaining lunatics in each Department of the Asylum should be known; that is, in the Main Asylum, the Refractory Wards and the Cottages, so that a knowledge may be had of the relative cost in the three different departments. If the present system of book-keeping will not shew this, the Medical Superintendent and Bursar will take such steps as will enable this information to be correctly and accurately given.

Dr. Metcalf, the former Assistant Superintendent of this Asylum, having been appointed to the Superintendency of the Kingston Asylum, the following promotions and appointments have been made by the Government, viz.:—

Dr. T. J. W. Burgess, promoted to the position of Assistant Superintendent, at \$1,000

per annum; Dr. N. H. Beemer, promoted to the position of First Assistant Physician, at a salary of \$1,000 per annum; Dr. T. Milman, appointed Second Assistant Physician, at \$600 a year.

The Bursar is authorized to make the changes in the pay list, rendered necessary by these appointments.

The list of paying patients has been examined, and sundry instructions given to the Bursar for his guidance in the collection of maintenance in certain cases.

ASYLUM FOR THE INSANE, KINGSTON.

DESCRIPTION OF THE BUILDING, FURNISHED BY THE ARCHITECT OF THE PUBLIC WORKS DEPARTMENT.

This building, late Rockwood Asylum, is situated on the north shore of Lake Ontario, near the Village of Portsmouth, about two miles from the City of Kingston.

The site, containing 35 acres, was purchased from the late Judge Cartwright, in 1856, and the erection of the building was commenced in 1859, was constructed chiefly by convict labour, under the superintendence of the late W. Coverdale, Architect, and was first occupied in 1866.

In addition to the above, 70 acres of land were purchased in 1878, by arbitration, adjoining the present site on the east, and application has been made to the Dominion Government for the purchase of 100 acres of Ordnance lands on the west side.

The original site and buildings were purchased from the Dominion Government by arbitration in 1877, the amount paid being \$96,500.

The building is constructed of coursed cut-stone from the Penitentiary quarries, for outside work, and brickwork on the inside, and consists of a central portion and two wings which are connected with the central block, making the total front 351 feet, the roofs being of tin.

The east and west wings are each 39 feet wide, by 125 feet in depth, and 4 storeys in height; the central block is 67 feet wide, and 103 feet in depth, also 4 storeys in height; the connecting portions between this block and the wings on either side are each 103 feet in length, by 43 feet in depth, and 3 storeys in height. The above heights do not include the basement, which was constructed under the building, and arranged for air shafts and steam heating pipes on the indirect system, connected with large steam boilers, the air being driven by a fan through openings in the walls into each apartment at the top, and foul air shafts from the bottom of each apartment to the roofs.

The architecture is of a plain description in the Italian style, the dome on the centre building being in good proportion, and the general appearance being of an imposing description.

The building affords accommodation for 400 patients, and with the cottage on the west for 30 female chronic patients, gives a capacity for 430 in all. There is a separate residence for the Medical Superintendent, also some farm and out-buildings which were on the original site when purchased.


Additions were made by the Public Works Department, Ontario, in 1878, consisting of a coal house 100 feet by 36 feet, and 2 storeys in height, also an extension to the laundry 96 feet long by 36 feet wide, and 2 storeys in height, the walls being of cut stone to correspond with other work.

The pumping engine house was also enlarged, and the roof of the old laundry raised. The water is pumped from Lake Ontario into a large tank in the roof, containing about 10,000 gallons, from whence the water is distributed to the several baths, wash-rooms, and water-closets, which are provided for each ward.

The sewers are of large size and empty in Lake Ontario.

The light is procured from coal oil and lamps.

The centre building contains Medical Superintendent and Bursar's offices, reception-room, apartments for the attendants, and two dining-rooms on each floor for the patients, 31 feet by 14 feet, with lifts, etc.



ASYLUM FOR THE INSANE, KINGSTON.

The apartments for the patients are nearly all separate, 12 feet by 7 feet, and 11 feet by 7 feet 9 inches wide, each storey being 12 feet and a half in height, giving 1150 cubic feet to each patient.

The associated dormitories are only 6 in number, 16 feet square in the extreme wings.

MINUTES OF INSPECTION RECORDED DURING THE YEAR.

My first inspection of the Kingston Asylum during the year was made on the 19th February, when I recorded the following minute in the book kept for that purpose:—

The movements of the patients since the 1st October, are as follows:—Remaining in residence on that day 418, admitted since 17, making the number under treatment 435. Of these 9 have died and 13 have been discharged, leaving the names of 413 on the roll, but as one patient is out on probation, the actual population is 412, viz., 204 men and 208 women. The number of beds made up being 430 (equally divided between the sexes), it would appear there are 17 vacancies. There are applications on file for the admission of 8 patients not yet brought in. The remainder of the vacancies will be filled up with the most urgent cases in the gaols east of Belleville. The Acting Medical Superintendent reports that all applications from private families, within the district allocated to the Kingston Asylum, have been attended to. Since the 1st October, a female patient has been received from the Penitentiary, whose term of sentence had expired.

The patients have all been seen, and their condition and appearance are satisfactory. The health of the patients is wonderfully good, only two of the entire population being confined to bed.

The records show that frequent and continued restraint and seclusion are now things of the past in this Asylum. There is not a solitary case of restraint in existence at this visit, and only one patient is secluded.

The state of the Asylum in regard to cleanliness and order, is worthy of great praise. As soon as the new bedsteads are obtained, greater neatness can be observed in the making up of the beds. It is evident that the affairs of the Asylum are conducted with great order and regularity.

The following improvements may at once be proceeded with, under the direction of the Acting Medical Superintendent:—

The stone walls of the upper flat of the new store-room to be sheeted with matched boards, shelving for dry-goods and groceries to be put up, a small office to be partitioned off, and sufficient steam pipes to be placed in the upper store-room to heat it.

The carpenter's shop to be removed to the room under the new store-room, and the old shop fitted up for the tinsmith and paint shop.

The lath and plaster partition separating the disused drying-room from No. 9 Ward to be taken down, and a portion of that room partitioned off for a bath-room and water-closet. The elevation of the basement water-closet to be raised, so as to increase the fall from it.

The two unpainted wards to be painted, if the walls will admit of it.

The walls of the sitting-room in the cottage to be painted.

The Acting Medical Superintendent is authorized to make a requisition upon the Bursar for lumber and material required for these improvements. The accounts for the same to be charged to capital appropriation.

An appropriation having been granted for cribbing the water front of the Asylum, authority is given to purchase such timber as may be required for the top tier of the crib-work; the material on hand to be used for the other portions.

If the useless old iron now lying about the premises can be sold, an iron table for the kitchen may be substituted for the present dilapidated wooden one.

The purchase of a sufficient quantity of good curled hair is authorized, for the purpose of renewing a portion of the pillows.

A requisition should be submitted for my approval for certain articles of coarse furniture required for Ward No. 9.

The dinner served to the patients to-day consisted of boiled beef, white beans, pudding,

bread, etc. The food was very well prepared and served, and, as a general thing, good order prevailed in the dining-rooms.

The bread is made entirely of spring wheat, and although good and sweet, is dark. As soon as the tinsmith shop is moved to the carpenter's old shop, storage-room will be provided for flour, and the proper proportion of spring and fall wheat can be used.

The Acting Medical Superintendent is authorized to engage a housemaid to attend to the officers' quarters in the centre building, the duty now being very improperly performed by a patient.

The absence of the engineer, assistant-engineer and stoker from the Asylum premises at night is attended with danger. The Acting Medical Superintendent will at once give orders for the assistant-engineer and stoker, respectively, to remain upon the premises, and on duty every alternate night.

A mason or plasterer may be engaged temporarily, as such work may necessitate.

The Acting Medical Superintendent will be good enough to examine the records in the offices of the Township Clerk and Registrar, in respect to the lane between the Asylum property and the Cartwright estate, about to be taken over, reporting all the facts to me, so that action may be taken with a view to the closing up of the lane.

He will also be good enough to report upon the extent of the house accommodation which will be provided, when the Cartwright and Jackson properties are taken over, and he will also state what condition the houses are in, and what repairs, if any, are required.

The following is a record of my second inspection, made on the 11th April:—The Register shewed a population of 416, but 4 were absent on probation, making the actual number in residence 412, viz., 202 men and 210 women.

There are still a few vacancies for males, but none for females. In passing through the wards, no men are found under restraint or in seclusion, and only 2 females appear to be subjected to restraint, and the patients are very quiet, although very few are out, it being Good Friday.

It was noticed that a woman had the previous evening smashed the glass in her room and cut her hands; an occurrence which the Acting Medical Superintendent states, rather frequently takes place. To provide a remedy for this, he is authorized to order wire shutters of close meshes for two of the single bed-rooms in each of the female wards; the shutters to be hinged so as to admit of their being opened when required. The halls, sleeping rooms and dining-rooms, etc., were all found in excellent order, the beds were neatly made up and the air throughout appeared to be free from bad odour.

A good deal of the work authorized in my previous minutes is now finished and the rest is in progress. Ward No. 9 is greatly improved by these changes, and when finished and some additional furniture provided, it will be one of the most comfortable wards in the Asylum, instead of being the reverse, as formerly. The Engineer suggests that this ward could be very efficiently heated by bringing the hot air into it from the boiler-house (which is in close proximity), by pipes and registers. Believing this suggestion to be a good one, the Engineer is authorized to proceed with the work.

As soon as the frost is out of the ground, the Acting Medical Superintendent will cause the proposed new avenue to the Asylum to be staked out, as per amended sketch plan which has been submitted to me. The work may be gone on with when the Village and Township Councils have consented to the Asylum taking possession of the lane between the present Asylum property and the "Cartwright Estate" about to be acquired. When the Acting Superintendent is notified to take possession of the properties now being negotiated for, he will take down the cow-sheds at the side gate on the Watt property. The allocation of the houses to *employés* and the terms upon which they are to be occupied, cannot be determined until they are formally taken possession of.

Inspection was made of this Asylum on Monday, 28th September, and the following minute recorded:—

There are on the Asylum Register the names of 417 patients, of whom 206 are males and 211 females.

Fourteen men and 11 women, have been admitted since my last visit on 11th April, 14 inmates have been discharged and 10 have died.—The proximate cause of death in three cases was phthisis; in one, blood-poisoning from the bite of another patient; in two,

chronic diarrhoea : in one, congestion of the brain ; in one, general paresis ; and in the remaining two, exhaustion of mania.

One of the male patients, admitted since my previous visit, came from the Brockville Gaol in a state of utter exhaustion and in a most filthy bodily condition. His death took place a few days after his reception into the Asylum. In view of the conflicting statements of the Asylum and Gaol authorities as to the bodily condition of this man, the Medical Superintendent will in future see that the person bringing a maniac into the Asylum whether a sheriff's officer or relation, remains in the Asylum until the patient is examined in the presence of such officer or relative, and his or her bodily state ascertained.

At this visit I have checked the Asylum Register ; in doing so, I have seen every patient in the Asylum.

On the male side there is not a single case of restraint or seclusion, no one is in bed, and the absence of excitement is very marked. On the female side, however, there is in some wards a good deal of excitement and boisterousness, but only two patients have on leather muffs, one the mittens, and one destructive patient is secluded and in addition has wristlets on.

The dress of the patients is very satisfactory, particularly on the female side. Fewer patients are in canvass dresses than at any other visit.

I have a very favourable report to make of the condition of the wards, dormitories, etc. All are admirably clean and very neatly kept ; and with one or two exceptions, they are light and cheerful in appearance.

Now that the structural condition and appearance of the Asylum is satisfactory, it is most desirable that the wards should be rendered more comfortable by the supply of additional furniture. Some of the wards have a bare and unfurnished look which can be remedied by a small outlay. A strong recommendation will be made for an appropriation to be voted next session of Parliament for this service. In the meantime, I have to request that the Medical Superintendent will prepare a statement showing fully the requirements of each ward in the way of furnishings and decorations. There are also required one hundred new bedsteads, to replace the worst of the old dilapidated wooden ones now in use.

This is now the only Asylum in the Province in which straw beds are exclusively used. In addition to their being more costly in the end than hair mattresses, their repeated filling and daily making up causes litter and disorder in the bedrooms. It will be recommended that all the new bedsteads furnished this year and those recommended to be furnished next year, making 270 in all, be supplied with hair mattresses.

The water-closets in many of the wards are very defective in construction, and difficult to keep clean. In one or two wards they have been reconstructed and greatly improved at a trifling cost. The Superintendent is authorized to have all of them done in the same manner.

The sewer pipe from the cottage does not connect with the main sewer but runs into the "Forty-foot Road." Provision will be made for remedying this next year.

The condition of the cultivated land, garden, and ornamental portions of the grounds, is very satisfactory and creditable. The yield of roots will be ample for the wants of the Asylum. Work on the grounds affords a means of healthful and profitable employment for a large number of patients, which will be still further increased when the land lately acquired is fully cultivated and used.

I will again urgently recommend that the Ordnance Lands adjoining the Asylum, and south of the main road, be acquired from the Dominion Government.

The new stores are now completed and fully occupied. They are in excellent order, and are well adapted for the storage and delivery of Asylum supplies.

The new laundry has been occupied for a considerable time, and it is better than any of those attached to any of the other public institutions. It is exceedingly well kept.

The new carpenter shop is also in use. It is well suited to the requirements of the Asylum, and a great deal of work is now being turned out from it.

The Medical Superintendent is authorized to purchase a good driving horse and six milch cows.

He is also authorized to purchase such books as are required for the keeping of the proper statistical records of the Asylum operations.

Dr. W. G. Metcalf having been permanently appointed to the position of Medical Superintendent, *vice* Dr. Dickson, resigned, the Bursar will place his name on the pay list at the rate of \$1,600 per annum.

The Medical Superintendent reports favourably of the performance of duty by the officers, attendants, and servants of the Institution.

The Township and Village Council having refused to close the lane known as the "Forty-foot Road," running between the old Asylum property and the Cartwright estate, lately attached to the Asylum, I will recommend that an Act of Parliament be brought in during next Session to shut up this lane, as it is of no use to the public, and only furnishes a means of trespass on the Asylum grounds, greatly to the annoyance of the patients and the authorities.

The following external improvements and constructions are required, and appropriations will be recommended to enable the works to be proceeded with next year:—

First.—The erection of a picket fence (of the same description as at the London Asylum), all round the Asylum property, and the reconstruction of the stone wall at the entrance to the Avenue, with an iron railing on top.

The necessity of proceeding with this work is shewn by the fact that the present dilapidated fences, which are of every pattern and style, have to be propped up every spring to keep them from falling down.

Second.—The erection of a stone wall to enclose sufficient space on the female side of the Asylum, for an airing yard for refractory women patients, the want of which is one of the most serious deficiencies in this Asylum.

Third.—The completion of the gas works for the Asylum, a portion of which have been constructed, and the improvement of the water supply as recommended in a previous report.

Fourth.—The substitution of three large tubular boilers, and one smaller one for cooking, etc., for the four old Cornish boilers now in use. The adoption of this recommendation would, it is estimated, effect a saving of 400 tons of coal per annum.

Fifth.—The re-pointing of the stone walls of the Asylum, neglect of which is causing great injury to the walls, owing to the lodgment of frost and water.

ASYLUM FOR THE INSANE, HAMILTON.

DESCRIPTION OF THE BUILDING, FURNISHED BY THE ARCHITECT OF THE PUBLIC WORKS DEPARTMENT.

The central portion of this building was designed by the late Mr. Kauffman, Architect, Toronto, in 1873, for an Inebriate Asylum, but was altered to a Lunatic Asylum in 1875, under the directions of the Public Works Department.


The site, consisting of about 96 acres, is on the hill immediately south of the City of Hamilton, and close to the limits, the distance from the City Hall being about two miles.

The centre building consists of a basement, 3 storeys, and mansard roof, the length being 180 feet and width 50 feet.

The wings, which were erected in 1877-8, recede from the front line of the main building, and are 135 feet in length by 52 feet in width, four storeys in height including the basement and mansard, each storey being 12 feet in height, except basement and mansard, which are 11 feet.

The wings are connected with the main building at the east and west ends by means of transverse portions 52 feet long by 30 feet in width, 4 storeys in height besides basement.

The style adopted is Modern Gothic, the basement throughout was constructed of stone procured from quarries on the ground, the outside work being of coursed ashlar, and the walls above the basement were built of red bricks with white brick eave courses and arches, the string courses, key-stones, and corbels of windows, etc., being of artificial stone.



ASYLUM FOR THE INSANE, HAMILTON.

An addition about 100 feet by 50 feet, 4 storeys in height, connected by a passage 32 feet by 15 feet to the main building was built in the rear of the central portion.

The single apartments in the central portion are 14 feet long by 10 feet wide, and those in the wings 12 feet long by 6 feet wide. The associated dormitories are in the mansard storey, being 4 in number, 40 feet in length by 14 feet wide.

Each ward has a dining and sitting-room, with attendants' rooms, water-closets, bath and wash rooms, dust and clothes shafts, also lifts to dining-rooms.

There is a large dining-room, 56 feet by 47 feet, on the second floor of the rear addition for the patients in the main building.

In the basement of the rear addition there is a kitchen with scullery adjoining, bakery, laundry, with lifts from the kitchen and laundry to the upper storeys.

On the first floor, there is a work-room, also the drying and ironing rooms, and in the second and third floors in the rear of the large dining room, and the Amusement Hall, there are rooms for female attendants.

The Amusement Hall in the third storey is the same size as the large dining-room, viz., 56 feet long by 47 feet wide, the height of the former being 22 feet in the centre.

The water is supplied by the City water-works to a large underground tank on Queen Street, from whence it is pumped a height of 185 feet to 4 underground tanks containing about 30,000 gallons, in the rear of the building, and by means of a large pump in the west boiler house it is forced into 5 tanks in the building, which contain about 20,000 gallons for supplying baths, washbasins, etc.

The light is furnished by the Hamilton Gas-light Co.

The sewage is conveyed by tile pipes from the site to the City drain on Queen Street extending to the marsh.

There are separate residences for the Medical Superintendent, Bursar, Engineer and Farmer, also large brick coal shed and farm buildings.

The Asylum affords accommodation for 500 patients. The total expenditure to 1878 being \$272,845.

MINUTES OF INSPECTION RECORDED DURING THE YEAR.

My first inspection of this Asylum during the official year was made on the 27th December, 1878, and the following minutes recorded:—

In the absence of the Medical Superintendent and the Assistant Physician, I was accompanied through the Asylum by the subordinate officials, until a short time before my departure, when the Superintendent arrived.

The changes in the Asylum population since the 1st October are as follows: In residence on that day, 82 men and 119 women, a total of 201. Admitted since, 6 men and 1 woman; discharged, 1 man and 1 woman; died, 2 men and 2 women; leaving in residence this day, 85 men and 117 women, or a total of 202 patients. The patients admitted were all received under the ordinary process, and one of them is clearly a case of senile dementia and could be quite well cared for in the family relation. The Medical Superintendent will refrain from awarding admission under the provisions of the Public Asylum Act, until an Order in Council passes constituting the Hamilton Asylum a general receiving institution.

The condition of the patients is very satisfactory, so far as physical health is concerned. No men and only 4 women are in bed. The dress of the men is still very slovenly. Authority is given to engage a tailor to cut out and fit the men's clothing in future, before it is made up in the sewing-room.

The Asylum is clean and orderly in appearance, except where work, in connection with the new additions, interferes with such a condition. The new kitchen, however, which is quite completed and occupied, is not in a tidy or well-kept state. The Medical Superintendent is authorized to have a sufficient number of cupboards or dressers made by the carpenter to enable the untidiness to be overcome.

The new dining-hall is now in use, and presents a very fine appearance. Some cupboards are also required here, and the Medical Superintendent is authorized to obtain them. The connections with the tea and coffee-urns should be made at once, as the bringing

up of the tea, coffee and hot water from the kitchen is attended with considerable trouble. The Bursar is authorized to purchase a sufficient quantity of white marbled oilcloth to cover the tables.

The meal arrangements are not exactly satisfactory at present, and not a little confusion and loss of time takes place in seating the patients. This, of course, will be largely overcome when the wings are opened, as the weakly and slow-moving patients will then take their meals in the ward dining-rooms. Out of the total population of 202, 79 men and 96 women were at tea in the new room.

The amusement hall is now used and supplies a much felt want. The furniture for the servants' bed-rooms in the rear of the amusement-hall will be ready in a few days, when these rooms can be occupied. The Superintendent will see that the new wings are scrubbed and cleaned, as soon as possible, so as to prepare them for the reception of the furniture.

Further examination seems to prove that the allocation of some of the additional rooms in the manner previously arranged, would be attended with inconvenience, and, therefore, a re-allocation has been made.

The question of allowing the carpenter rent of a house has been referred to the Government, and the decision arrived at is that rent cannot be paid, and that the carpenter is only to receive his salary for the services performed.

I made a second inspection of the Asylum on the 10th and 11th February, of which the following is a record :—

This visit is made chiefly for the purpose of finally completing the arrangements for furnishing a portion of the new wings, with a view to their occupation by patients early in March. To this end, the Bursar will issue an advertisement for tenders for the supply of 130 curled hair mattresses, 130 curled hair pillows, 130 straw palliasses, 25 oak settees, 4 oak tables, and 15 tapestry-covered sofas, according to the specifications I have prepared; such specifications, with samples of the various articles, are to be shewn to all persons desirous of tendering.

The Bursar is authorized to purchase the necessary quantity of knives, forks, spoons, plates, etc.; and to obtain offers from the various dry-goods firms for the supply of 100 white quilts—the offers received to be submitted to me before the quilts are bought.

When these articles of furniture and furnishings are in stock, along with the bedsteads, wash-stands and bureaux received from the Provincial Reformatory, the new wings will be sufficiently furnished for the admission of 130 patients.

The halls to be furnished and occupied are the mansard transepts, and the mansard halls on both sides of the building, and an additional hall on the female side.

The lower corridors leading to the new wings must be cleaned up and rendered as bright looking as possible; and therefore the Medical Superintendent is authorized to have the woodwork and walls painted a light colour and the ceilings white-washed. The floors must also be laid in hardwood and well oiled.

The population of the Asylum at this visit is 205, 175 of whom I saw at breakfast in the associated dining-room. Very good order and decorum prevailed at this meal, and the food was good, sufficient and well served. None of the resident officers were present; the Medical Superintendent will therefore give instructions for the Assistant Physician or Matron to be present at all meals served in the associated room.

I give hereunder the minutes of a third inspection made on the 1st April :—

The Asylum is again visited with the object of inspecting the furniture for the new wards, supplied by Mr. Reid, whose tender, being the lowest, was accepted. As the specifications have been complied with and the quality of all the articles is fully as good as the samples exhibited, Mr. Reid's account will be recommended for payment.

As there are still some furniture and furnishings required to complete the equipment of the wards lately opened, the Medical Superintendent will be good enough to send to me for approval a requisition for twenty more ash benches, for the pine tables required for the dining-rooms, for the requisite furnishings for the attendants' sitting-room in the rear extension, and for pictures to decorate the walls of the new wards.

The Medical Superintendent will remove one bed from each of the small three-bedded dormitories in the main building, but before placing them in the new wards, he is author-

ized to have their width reduced to that of the new bedsteads and also to have the palliasses and hair mattresses re-made so as to fit the bedsteads when altered. The work of re-making the mattresses to be done in the Asylum. He is also authorized to have proper wire guards (not fixtures) made for ten of the windows in the single rooms of the new wards for refractory patients.

Since the reception of acute cases of insanity, a great number of panes of glass have been broken. The mistake of putting large panes of glass, which cost over sixty cents each, in the windows of an Asylum for the insane is very obvious. The size of the panes will have to be reduced by degrees.

The Medical Superintendent is authorized to purchase six good milch cows, for delivery on the 10th May. He will at the same time endeavour to dispose of the three worthless animals now in stock; and failing that, to fatten them, and when killed collect from maintenance account the value of the beef. He is also authorized to purchase a good sound team of horses at a price not exceeding \$300, disposing of the two broken-down animals for what they will bring.

There were 225 patients in residence at this visit, 93 men and 132 women. Since the opening of the new wards on the 15th March, 22 patients have been admitted, chiefly transfers from Common Gaols. There are now on file 15 applications for admission by the ordinary process, and about the same number still in gaols in the Hamilton district. All of the latter will be transferred in a few days.

With the exception of the clothing of some of the male patients, the appearance of the inmates is generally satisfactory.

The condition of the asylum, except where alterations are in progress, is very creditable. The painting of the walls and lime-washing of the ceilings of the main entrance hall and the lower wards in the main building, have very much improved the appearance of these parts.

The Medical Superintendent is authorized to obtain tenders for painting, in three coats, the walls and wood-work of the remaining corridors in the main building; submitting these offers for my decision.

Since the opening of the new wards, it is made pretty evident that the water-closets and baths in the wards of the main building can be dispensed with, and the space taken for other purposes. If, at the expiration of a month's fair trial (during which time the old water-closets and baths must be locked up), the Medical Superintendent is still of the opinion that the water-closets and baths in the new wards will be sufficient for the entire flat on both sides of the asylum, he is then authorized to have all the fittings and pipes removed from the old closets by the engineer and his assistants.

The Asylum is very much over-heated in some parts. The Superintendent will obtain the requisite number of thermometers and place two in each ward, and he will instruct the supervisors to examine the degrees of heat registered, and to report the same to him daily. It is very evident that the circulation of the steam is defective, as while the lower wards are much over-heated, the upper ones are insufficiently heated.

I made a fourth inspection of the Hamilton Asylum on the 28th May, when I entered the following minutes in the Asylum book:—

I find under treatment 256 patients, namely, 107 men and 149 women. The number of beds made up in the Asylum is now as under:

Beds made up	132 for males,	166 for females.
In residence	107 males,	149 females.
Present vacancies	25 males,	17 females.

Since the opening of the new wards, 63 patients have been admitted; and as there are now no vacancies in the Toronto Asylum, this institution will for some time have to serve two districts, which will soon exhaust the present accommodation. It will, therefore, be necessary to prepare fifty more beds without delay. Bedsteads for that number have been received from the Provincial Reformatory, and there are thirty mattresses, palliasses

and pillows respectively. The Bursar is authorized to order from Mr. Reid, whose tender for the previous supply of furniture was the lowest, 20 hair mattresses, palliasses and pillows, 10 ash settees and 6 sofas, in order to complete the furnishing required for the accommodation of fifty patients. The goods to be of the same quality and price as those already supplied.

The Medical Superintendent is authorized to have 100 more of the old beds reconstructed and reduced in size, at a cost of 80c. each; and to have the same number of mattresses re-made in the Asylum.

It is most desirable that the live stock, for which authority to purchase was given in last minutes, should be obtained without delay, and as soon as this is done and sufficient milk can be supplied from the Asylum cows, the Bursar will notify the present milk contractor that no more milk will be required.

The Bursar has been given instructions regarding the collection of maintenance for certain patients.


The following Special Report, transmitted by me to His Honour, the Lieutenant-Governor in Council, in respect to accommodation for Idiots is herewith inserted for the information and guidance of the Medical Superintendent :—

“I have the honour to report that at the present time there are on record applications for the admission into the Orillia Asylum of over one hundred idiots, and that the monthly return of that Asylum shews that on the 31st May, there were ten more idiots in residence than the cubic space regulations properly admit of, and that in many cases two inmates have to sleep in one bed, a practice much to be regretted. It is apparent, therefore, that something must be done at the earliest possible day to provide Asylum accommodation for the more pressing cases.

“Increased space, however, cannot be provided at the Orillia Asylum for at least two years, as nothing can be done until an appropriation be voted by Parliament; and when that is done, it would be a year before the building would be ready for occupation. Under these circumstances, very great hardship would ensue to many of the idiots and their relations, who are keeping them in their houses.

“The statute regulating the admission of persons to the Asylums of the Province does not absolutely prohibit the reception of idiots into asylums for lunatics, but requires that patients shall be certified to be lunatic or insane. Without discussing what constitutes lunacy in contradistinction to idiocy, I may state it is of great importance in the proper and effective treatment of the insane, and in the maintaining of proper disciplinary arrangements in the Asylums for lunatics, that idiots should be separated entirely therefrom, and the opening of the Orillia Asylum has heretofore enabled this to be most effectually done in the Province of Ontario; but as that Institution is now filled to overcrowding, some other provision must be made for the idiots now being cared for in private families and gaols throughout the Province. I have therefore to point out that there is a large amount of vacant space in the Asylums for the Insane in London and Hamilton, and which will not be fully occupied by lunatics for at least two years, and that the exclusion of idiots from one of these two Asylums could not, I think, be justified to the relatives of those unfortunates waiting admission, nor to the public; and much as I am opposed to the associating of the insane with the idiotic in the one institution, I consider that it becomes my duty, to recommend that two wards in the recently completed addition to the Hamilton Asylum be set apart for the purpose of providing temporary accommodation for idiots, until an extension of the Orillia Asylum be completed, when any idiots admitted to the Hamilton Asylum may be removed and the wards in question again used for their legitimate objects; and I would further recommend that an Order in Council pass authorizing the reception of idiots into the Hamilton Asylum, on the conditions above named, and instructing me to make the best possible arrangements for their separation from the insane patients.”

An Order in Council was passed on the 14th June approving of my recommendation, and I immediately advised the Medical Superintendent to fit up two of the basement wards for the reception of idiots; the Bursar being authorized to purchase the necessary chairs, tables, settees, and ticking for straw beds. These wards were opened on the 18th July, and by the close of the official year 27 idiots had been admitted to them.



ASYLUM FOR IDIOTS, ORILLIA

W. B. BROWN & CO. ENGRAVERS

ASYLUM FOR IDIOTS, ORILLIA.

DESCRIPTION OF THE BUILDING, FURNISHED BY THE ARCHITECT OF THE PUBLIC WORKS DEPARTMENT.

The site of this Asylum is near the northern boundary of the Town of Orillia, and on the west shore of Lake Couchiching.

The original quantity of land was 8 acres, but recently 5 acres were purchased on the west side, making in all 13 acres.

The building was originally intended as an hotel, but was left unfinished, and was purchased in 1859 for the sum of \$16,800, by the Province of Canada, to be fitted up as a Branch Lunatic Asylum in connection with the Toronto Institution. In 1860 plans and specifications were prepared for the purpose by the present Architect, etc., of the Public Works Department, Ontario, and the building was completed under his superintendence, the cost being \$18,135.

It was opened in 1861, and was continued as a Branch Asylum until 1870, when the patients were transferred to the Asylum for Insane, London, on the completion of the latter building.

In 1876 it was again fitted up with some additions for the accommodation of 150 Idiot patients, under the directions of the Department of Public Works, the total expenditure to 1878 being \$39,409.

The building is 115 feet in front by 56 feet in depth, three storeys in height, 12 feet, 10 feet, and 11 feet respectively from the ground floor, with wing on the east side 32 feet by 24 feet, and rear addition in the centre, 60 feet by 24 feet, for kitchen and laundry purposes, the upper storeys of both being arranged in separate apartments for patients, in all 20 in number.

The remaining apartments consist of associated dormitories, ranging from 30 feet by 22 feet to 15 feet by 14 feet, and there are 4 dining-rooms 28 feet by 16 feet, with attendants' apartments, day-rooms, bath and wash rooms and water-closets on each floor, besides reception room, and officers' apartments on the ground floor.

The farm buildings are on the west side, consisting of stables, waggon-house, woodshed, etc. The sewage is discharged into the Lake through tile pipes.

The building is heated by steam from two boilers with circulating pipes and coils throughout the several floors. The water is pumped from the Lake into 3 tanks containing about 5,000 gallons. The gas for lighting is made on the premises.

MINUTES OF INSPECTION RECORDED DURING THE YEAR.

I visited and inspected this Asylum on the 18th and 19th March. Since the 1st October last, owing to the want of vacancies, only six patients have been admitted, three have died, and one was removed by his parents, leaving 148 inmates in residence at this time. Of that number, 74 are males and 74 females.

The occupation of the female servants' dormitory for a girls' sitting-room, as directed in my last minutes, has greatly added to the comfort and quietness of the female side of the house, as well as to the better classification of the inmates. This arrangement and the excellent natural ventilation of the dormitories, will admit of at least six more inmates being accommodated, without doing any violence to the sanitary precautions against overcrowding. Six idiots therefore must at once be selected from among the most urgent cases in the Common Gaols and removed to the Asylum.

The condition of the inmates, as regards clothing and personal cleanliness, is, considering the difficulty attending the accomplishment of this object, very creditable, and there is evidence that they are all kindly treated and their wants carefully looked after.

Two girls were under slight mechanical restraint, owing to destructive habits. I am of opinion that the ordinary leather muff would be the best method of restraint in such cases. The Medical Superintendent is authorized to order half a dozen.

The health of the Asylum has been wonderfully good during the past six months, as

indicated by the fact that only three deaths have occurred in that period, and during my inspection, only one of the inmates was confined to bed in the day time.

The various tables were visited when dinner was served. The food was good and sufficient in supply. The good behaviour of the inmates during meals was very marked and indicated careful training.

The wards, sitting-rooms, bath-rooms and closets are all found in an exceedingly clean and well-kept state, and the beds are comfortable, clean and tidy-looking. The kitchen and laundry are also well and neatly kept. The Medical Superintendent will be good enough to arrange to have the ceilings all well lime-washed this spring, and the places where the plastering has fallen off, must be repaired.

In order that the old fence may be taken down and re-constructed at the proper places and the necessary repairs be carried on at the same time, the Superintendent is authorized to engage the services of a carpenter for three months, and the Bursar is authorized to place such person's name on the pay list during that time.

The Medical Superintendent is authorized to expend \$50 in planting trees along the road leading through the Asylum property.

At this visit an investigation has been held into the causes of certain antagonism and ill-feeling existing between some officers of the Asylum. The evidence, taken under oath, with my remarks thereupon, will be specially reported for the consideration of His Honour, the Lieutenant-Governor in Council.

Accompanied by the Provincial Treasurer, I again inspected this Asylum on the 17th June.

The changes in the population since my previous quarterly visit, on the 19th March, are shewn in the following summary: Remaining in the Asylum on that day, 148; admitted since, 9; died, 5; thus leaving 152 inmates in the Asylum at this visit. Only 2 males and 2 females are confined to bed; with these exceptions, the health of the inmates is remarkably good. There are 4 cases of mild restraint on the female side of the house, which appeared to be necessary.

The halls and rooms have been lightened in appearance by calcomining. The fencing off and levelling of the female airing yard has greatly improved the means of giving airing and exercise to the female patients. It would be well to surround the large trees with rough fixed seats.

It is observed that the outlet of the drain is below the water in the bay, causing complete stagnation in the sewer, and, although not yet perceptible, possibly foul air in the Asylum. The high water is, of course, the cause of this, and it is difficult, if not impossible, to remedy the trouble, but as soon as the water falls, the Medical Superintendent will see that all the drains are thoroughly flushed and aired.

The condition of the airing verandahs in the front of the Asylum is rather dangerous from rotting timbers. The Public Works Department will be advised of the defect, with a view to these verandahs being reconstructed.

As the fences round the newly-acquired land are about completed and the filling in of the water-lot is nearly done, it is desirable that the new road to the Asylum should be made as soon as possible. As the road now laid out and planted will neither shew the grounds nor buildings to advantage, a new alignment has been decided upon and staked out at this visit, which the Superintendent will follow in constructing the avenue. He is authorized to spend \$50 in gravelling, after the bed is laid with boulders and broken stones.

Mrs. Duke having resigned the position of Matron, Miss Elliott, the Matron of the Institution for the Blind, will be transferred to the post and will be instructed to report on the 2nd July. She will have the same salary, privileges and perquisites as the retiring Matron.

The space in this Asylum being entirely filled, and as an addition cannot be made to it until an appropriation be voted by Parliament, I, in view of the urgency of many cases of idiocy awaiting admission, made a report of these facts to the Government and recommended that an Order in Council pass, authorizing the reception of idiots into two of the wards in the recently opened additions to the Hamilton Asylum. This recommendation having been approved of, the Medical Superintendent is requested to forward to me all ap-

plications for admission which he has in his possession, and to report the degree of urgency in each case.

I made a third inspection of the Orillia Asylum on the 23rd August, of which the following is a record:—

This visit is made chiefly for the purpose of checking the Register Roll. In performing this duty I have necessarily seen every inmate of the Asylum, the population of which numbers 154 (76 males and 78 females). Owing to the opening of two wards for idiots in the Hamilton Asylum, and the absence of vacancies in this Institution, only 5 admissions have been awarded since my last visit on the 17th June. Three deaths have taken place during the same period. These comprise all the changes in the population since the date named. The condition of the inmates is, upon the whole, satisfactory. In the rear ward for males, where a good many of the inmates are physically helpless, there are, of course, exceptions to these conditions, but taking everything into account, I have a good report to make of the state of the inmates. Only 2 of them are in bed, 1 on the male and 1 on the female side of the house. Mechanical restraint is confined to 5 persons, 1 woman in leather muffs, 1 in straight jacket of a loose pattern, 1 locked up in a single room, and 2 males in straight jackets. Destructive habits are the chief cause of restraint.

The various wards, rooms and offices of the Asylum are found in a well-kept and clean state. The air at some points is rather vitiated, chiefly in the lower female closet. Disinfectants might be used to advantage.

The store-rooms in the round house are kept in a very slovenly state. The Bursar will see that the utmost neatness and order are introduced.

Plaster is falling off the ceilings in some of the dormitories and is a source of danger to the patients. The Medical Superintendent will be good enough to furnish me with the superficial area of the rooms where the plaster is the worst, in order that an estimate may be made of what it will cost to substitute thin matched boards.

The grounds are still being improved and a good deal of fencing has been done by the Asylum carpenter. It is desirable that the front grounds of the Asylum should be completed so far as road making, filling in, sowing with grass seed and sodding the borders, are concerned. The Medical Superintendent is authorized to expend \$150 on maintenance account, in order that the work may be at once completed.

The following tables connected with the operations of the various Asylums are hereto annexed, viz:—

Table No. 1, shewing the general movements of patients in respect to admissions, discharges, deaths, and transfers, together with the number in residence at the beginning and ending of the year, etc.

Table No. 2, shewing the counties from which patients were admitted to Asylums during the year, and the Asylums they were assigned to.

Table No. 3, shewing the counties and places from which the entire number of patients that have been admitted to Asylums were received.

Table No. 4, shewing the length of time the patients, received into the Asylums during the year, had been insane prior to the time of admission.

Table No. 5, shewing length of residence of patients remaining in the Asylums on the 30th September, 1879.

Table No. 6, shewing the periods that patients were under treatment who were discharged cured during the year.

Table No. 7, shewing the period that patients were under treatment who were discharged improved during the year.

Table No. 8, shewing the periods that patients were under treatment who were discharged unimproved during the year.

Table No. 9, shewing the length of Asylum residence of those patients who died during the year ending 30th September, 1879.

Table No. 10, shewing the causes of death of those patients who died during the year ending 30th September, 1879.

Table No. 11, shewing the trades, callings, and occupations of the persons admitted to the various Asylums during the year ending 30th September, 1879, and the total admissions.

Table No. 12, shewing the causes of insanity of the persons admitted to the various Asylums during the year ending 30th September, 1879.

Table No. 13, shewing detailed expenditure of the various Asylums of the Province for the year ending 30th September, 1879.

Table No. 14, statement shewing in detail the amount expended for the various branches of the Asylum service, and the cost per patient for maintenance for the year ending 30th September, 1879.

Table No. 15, shewing the supplies for which tenders were invited and the prices paid for the same under contract.

Table No. 16, shewing the number of officers and *employés* in each and all of the Asylums, classified according to duties performed.

Table No. 17, shewing the nature of employment and the number of days work performed by patients during the year.

TABLE No. 1.

Shewing the general movements of patients in respect to admissions, discharges, deaths, and transfers, together with the number in residence at the beginning and the ending of the year, etc.

	TORONTO ASYLUM.			LONDON ASYLUM.			KINGSTON ASYLUM.			HAMILTON ASYLUM.			ORILLIA ASYLUM.			ALL ASYLUMS.		
	Male.	Female.	Total.	Male.	Female.	Total.	Male.	Female.	Total.	Male.	Female.	Total.	Male.	Female.	Total.	Male.	Female.	Total.
Number of Patients in Asylums, 1st October, 1878	347	331	678	351	356	707	210	208	418	82	119	201	75	71	146	1065	1085	2150
Admitted during the year ending September 30th, 1879	63	39	102	80	88	168	22	36	58	91	73	*164	14	9	+23	270	245	515
Total number under treatment during the year	410	370	780	431	444	875	232	244	476	173	192	365	89	80	169	1335	1330	2665
Discharged cured	17	17	34	34	30	64	13	12	25	7	5	12	1	1	2	71	64	135
Discharged improved	17	10	27	10	6	16	1	2	3	1	1	1	1	1	3	29	18	47
Discharged unimproved, or removed by friends	6	3	9	4	4	8	1	1	2	2	1	3	2	2	4	15	9	24
Escaped	2	2	4	2	2	4	2	2	4	2	2	4	2	2	4	6	6	12
Total number discharged during the year	42	30	72	50	40	90	15	15	30	12	6	18	2	2	4	121	91	212
Transferred from one Asylum to another	4	4	8	23	20	43	9	14	23	9	7	16	9	3	12	4	52	56
Deaths during the year	22	8	30	23	20	43	9	14	23	9	7	16	9	3	12	72	52	124
Total discharges, escapes, transfers and deaths during the year	68	38	106	73	60	133	24	29	53	21	13	34	11	3	14	197	143	340
Number of Patients remaining in Asylum on the 30th September, 1879	342	332	674	368	384	742	208	215	423	152	179	331	78	77	155	1138	1187	2325

* Two patients transferred from Toronto Asylum.
 + Two patients transferred from Toronto Asylum.

TABLE No. 2.

Shewing the Counties from which Patients were admitted to Asylums during the year, and the Asylums they were assigned to.

Name of County or Place from which insane persons were sent to Asylums, for the year ending the 30th September, 1879.	Number received from Gaols under Warrant of Lieutenant-Governor.	Number received from private families by Medical Certificates.	Total number received from the respective Counties into Asylums during the year.	Assigned to Toronto Asylum.	Assigned to London Asylum.	Assigned to Kinston Asylum.	Assigned to Hamilton Asylum.	Assigned to Orillia Asylum.
Brant	4	10	14	1	9	2	2
Bruce	3	5	8	1	1
Carleton	10	3	13	1	19	2
Elgin	3	6	9	9
Essex	1	7	8	1	1
Frontenac	6	5	11	8	3
Grey	11	4	15	1	1	10	3
Haldimand	1	5	6	1	5
Halton	5	6	11	3	8
Hastings	5	5	5
Huron	6	12	18	1	11	2	4
Kent	5	12	17	17	1
Lambton	5	3	8	8
Lennox	8	8	1
Leeds and Grenville	10	3	13	1	8	4
Lennox and Addington	6	2	8	7	1
Lincoln	2	6	8	3	4	1
Middlesex	11	24	35	33	3
Norfolk	4	3	7	12	4	1
Northumberland and Durham	5	15	19	19	1	6	1
Ontario	6	8	14	6	2	5	1
Oxford	4	11	15	14	1
Peel	7	4	11	2	1	7	1
Perth	6	7	13	12	1
Peterborough	3	3	6	4	1	1
Prescott and Russell	2	2	1	1
Prince Edward	4	6	10	2	7	1
Renfrew	2	2	1
Simcoe	15	10	25	12	4	17	2
Stromont, Dundas, and Glengarry	7	2	9	6	3
Victoria	8	3	11	5	5	1
Waterloo	10	2	12	2	5	5
Welland	7	5	12	3	5	4
Wellington	1	12	13	3	2	8
Wentworth	8	18	26	6	20
York	51	37	88	40	9	36	3
District of Algoma	1	1	2	1	1
Kingston Penitentiary	1	1	1
Total	251	264	515	162	168	58	164	23

* Included in the above admissions, are four transfers from Toronto Asylum to other Asylums in the Province.

TABLE No. 3.

Shewing the Counties and places from which the entire number of Patients that have been admitted to Asylums were received.

NAME OF COUNTY.	Admissions of past year.	Total admissions of present and anterior years, less transfers.
Brant	14	161
Bruce	8	98
Carleton	13	206
Elgin	9	146
Essex	8	116
Frontenac	11	319
Grey	15	154
Haldimand	6	100
Halton	11	144
Hastings	5	159
Huron	18	214
Kent	19	138
Lambton	8	175
Lanark	8	111
Leeds and Grenville	13	162
Lemox and Addington	8	89
Lincoln	8	209
Middlesex	35	441
Norfolk	7	101
Northumberland and Durham	19	424
Ontario	14	237
Oxford	15	175
Peel	11	192
Berth	13	179
Peterborough	6	122
Prescott and Russell	2	47
Prince Edward	10	71
Renfrew	2	75
Simcoe	25	267
Stormont, Dundas and Glengarry	9	196
Victoria	11	96
Waterloo	12	130
Welland	12	102
Wellington	13	212
Wentworth	26	468
York	88	1642
District of Algoma	2	10
Kingston Penetentiary	1	43
Manitoba	0	1
Quebec	0	9
Central Prison	0	8
Foreigners and unassignable	0	125
	515	8124

TABLE No. 4.

Shewing the length of time the patients, received into the Asylum during the year, had been insane prior to the time of admission.

DURATION OF INSANITY BEFORE ADMISSION.	Toronto Asylum.	London Asylum.	Kingston Asylum.	Hamilton Asylum.	Ocellia Asylum.	Total.
Under 1 month	25	46	8	10		89
From 1 to 2 months	23	15	6	21		65
do 2 to 3 do	6	13	3	13		35
do 3 to 4 do	8	7	3	6		27
do 4 to 5 do	4	4	3	12		23
do 5 to 6 do	4	2		3		9
do 6 to 7 do		2	1	4		13
do 7 to 8 do	3	2		2		7
do 8 to 9 do	1	3		1		7
do 9 to 10 do	1	1		3		8
do 10 to 11 do		2		3		5
do 11 to 12 do	3	4	1	1		9
do 12 to 18 do	4	9	2	6		21
do 18 months to 2 years	3	7	3	6		18
do 2 to 3 years	3	12	3	12		29
do 3 to 4 do	3	5	3	3		14
do 4 to 5 do		2	3	3		10
do 5 to 6 do		2	1	3		6
do 6 to 7 do		3		1		4
do 7 to 8 do		2				2
do 8 to 9 do		2	2	1		5
do 9 to 10 do		1				1
do 10 to 15 do	5	4	2	2		13
do 15 to 20 do		4		5		9
do 20 years upwards		2	3	4		9
Unknown	7	15	2	12		36
Idiots				27	23	50
	102	168	58	164	23	515

TABLE No. 5.

Shewing the length of residence of patients remaining in the Asylums on the 30th September, 1879.

LENGTH OF RESIDENCE.	Toronto Asylum.	London Asylum.	Kingston Asylum.	Hamilton Asylum.	Orillia Asylum.	Total.
	Under 2 years	150	210	93	144	44
From 2 to 5 years	230	135	89	19	75	548
do 5 to 10 do	122	166	122	80	31	521
do 10 to 15 do	57	31	85	39	3	215
do 15 to 20 do	65	86	22	31	1	205
do 20 to 25 do	31	43	12	9	1	96
do 25 upwards	19	71	9	99
	674	742	423	331	155	2325

TABLE No. 6.

Shewing the periods that patients were under treatment, who were discharged cured during the year.

PERIODS UNDER TREATMENT.	Toronto Asylum.	London Asylum.	Kings-ton Asylum.	Hamilton Asylum.	Total.
Under 1 month.....	1	1	2
From 1 to 2 months.....	2	2	4
do 2 to 3 do	8	5	1	3	17
do 3 to 4 do	1	7	2	3	13
do 4 to 5 do	3	8	1	3	15
do 5 to 6 do	4	6	2	1	13
do 6 to 7 do	3	1	4
do 7 to 8 do	1	7	3	1	12
do 8 to 9 do	4	3	7
do 9 to 10 do	6	1	..	7
do 10 to 11 do	1	3	2	6
do 11 to 12 do	1	2	1	4
do 12 to 18 do	1	5	4	10
do 18 months to 2 years.....	4	4	2	10
do 2 to 3 years.....	2	3	5
do 3 to 4 do
do 4 to 5 do	1	1	2
do 5 to 6 do	1	1
do 6 to 7 do	1	1
do 7 to 8 do
do 8 to 9 do	1	1
do 9 to 10 do
do 10 to 15 do	1	1
do 15 to 20 do
do 20 years and over
	34	64	25	12	135

TABLE No. 7.

Shewing the periods that patients were under treatment, who were discharged improved during the year.

PERIODS UNDER TREATMENT.	Toronto Asylum.	London Asylum	Kingsdon Asylum.	Hamilton Asylum.	Total.
Under 1 month	2	2
From 1 to 2 months	1	1
do 2 to 3 do	2	1	3
do 3 to 4 do	5	1	6
do 4 to 5 do
do 5 to 6 do	1	1
do 6 to 7 do	4	...	1	...	5
do 7 to 8 do	2	3	5
do 8 to 9 do	1	1	2
do 9 to 10 do
do 10 to 11 do	2	2
do 11 to 12 do	1	1
do 12 to 18 do	4	5	...	1	10
do 18 months to 2 years.....	1	...	1
do 2 to 3 years	3	1	1	...	5
do 3 to 4 do	1	2	3
	27	16	3	1	47

TABLE No. 8.

Shewing the periods that patients were under treatment, who were discharged unimproved during the year.

PERIODS UNDER TREATMENT.	Toronto Asylum.	London Asylum.	Kingston Asylum.	Hamilton Asylum.	Orillia Asylum.	Total.
Under 1 month	3	3
From 1 to 2 months	2	2
do 2 to 3 do	1	...	1	...	2
do 3 to 4 do	1	1	2
do 4 to 5 do	1	1
do 5 to 6 do	1	1
do 6 to 7 do	1	1
do 7 to 8 do
do 8 to 9 do	1	...	1	2
do 9 to 10 do
do 10 to 11 do	1	1
do 11 to 12 do	1	...	1
do 12 to 18 do	2	1	1	4
do 18 months to 2 years	1	1
do 2 to 2 years	2	1	...	3
	9	8	2	3	2	24

TABLE No. 9.

Showing the length of Asylum residence of those Patients who died during the year ending 30th September, 1879.

PERIODS.	Toronto Asylum.	London Asylum.	Kingston Asylum.	Hamilton Asylum.	Orillia Asylum.	Total.
Under 1 month	3	7	1	2	...	13
Under 3 months	9	5	...	4	1	12
Under 6 months	5	1	4	...	1	11
Under 9 months	1	1	3	1	1	7
Under 1 year	2	1	3
From 1 to 2 years	8	6	4	1	5	24
From 2 to 3 years	4	5	2	5	4	20
From 3 to 4 years	5	3	...	2	1	11
From 4 to 5 years	3	3
From 5 to 6 years	1	1	2
From 6 to 7 years	1	1
From 7 to 8 years	1	4	5
From 8 to 9 years	7	7
From 9 to 10 years	1	1
From 10 to 15 years	2	2
From 15 to 20 years	1	...	1	2
From 20 to 25 years
	30	43	23	15	13	124

TABLE No. 10.

Shewing the Causes of Death of those Patients who died during the year ending 30th September, 1879.

CAUSES OF DEATH.	Asylum.					Total.
	Toronto	London	Kingston	Hamilton	Orillia	
Senile Decay.....	1		1	1		9
General Paresis.....	2	1	2			11
Diarrhoea.....	1	9	2			12
General Exhaustion.....	3		1	2		6
Paralysis.....	1					1
Latent Phthisis.....	3					3
Ascites.....	1					1
Pluro-pneumonia.....	2			1		3
Phthisis.....	1	1	2	5		21
Exhaustion of Mania.....	2		2			4
Suicide by Hanging.....	1					1
Heart Disease.....		4				4
Acute Mania.....	1					4
Softening of Brain.....		1				1
Marasmus.....		1			1	8
Epilepsy.....		4	1		2	7
Apoplexy.....		2		1		3
Nervous Asthenia.....		1				1
Acute Melancholia.....		1				1
Dysentery.....			2			2
Congestion of Brain.....			1			1
Senile Exhaustion.....			1			1
Gangrene of Lungs.....			1	1		2
Gangrene of Leg.....				1		1
Pyæmia.....			1			1
Erysipelas.....				1		1
Intestinal Obstruction.....				1		1
Icterus.....				1		1
General Debility.....					4	4
Consumption.....					1	1
Bilious Fever.....					1	1
Cholera Morbus.....					1	1
Peritonitis.....					1	1
Cardiac Disease.....					1	1
Chronic Laryngitis.....					1	1
Old Age.....		2				2
	30	43	23	15	13	124

TABLE No. 11.

Shewing the Trades, Callings and Occupations of the persons admitted to the various Asylums during the year ending 30th September, 1879, and the total admissions.

TRADES, CALLINGS AND OCCUPATIONS.	Admissions of present year.	Total Admissions.
Agents	2
Book-keepers	16
Bakers	1	15
Bricklayers	7
Butchers	17
Black-smiths	3	66
Brass-finisher	1	1
Brewers	1	12
Builders	1	1
Barbers	5
Broommakers	1
Barristers	3
Bookbinders	2
Brickmakers	2
Bridge-tenderers	1
Brakesmen	1
Commercial Travellers	1	6
Cabinetmakers	5
Consul (U.S.)	1	1
Confectioners	3
Coopers	2	24
Carpenters	10	189
Clerks	8	145
Clergymen	4	25
Carriagemakers	4
Cooks	8
Carders	5
Captains of Steamboats	2
Cigarmakers	5
Custom-House Officer	1
Coppersmiths	1
Dyers	1
Domestic Servants, all kinds	124	1765
Dressmakers	19
Detectives	1
Druggists	1	10
Engineers	22
Editors	1
Farmers	83	1404
Fishermen	4
Founders	1
Ferry-men	2
Furriers	1
Gardeners	4	12
Grocers	2	5
Glassblower	1	1
Gentlemen	20
Gloves-makers	1
Hucksters	1
Hatters	2
Hostlers	1	2
Hunters	2
Harness-makers	14
Housekeepers	9	311
Hack-drivers	1
Ironmongers	1
Jewellers	8
Janitors	1
Labourers	57	1248
Laundresses	3
<i>Carried forward</i>	313	5440

Shewing the Trades, Callings and Occupations of the persons admitted to the various Asylums, etc.—*Continued.*

TRADES, CALLINGS AND OCCUPATIONS.	Admissions of present year.	Total Admissions.
<i>Brought forward</i>	315	5440
Ladies	3	15
Lawyers	15
Lumbermen	1	1
Milliners	25
Masons	1	59
Machinists	3	26
Matchmakers	1
Millers	1	32
Moulders	20
Merchants	4	101
Mechanics	36
Music-teachers	1
Night-watches	1	1
Nurses	4
Officers	1
Organ-builders	1
Plasterers	1	1
Pensioners	4
Photographers	6
Prostitutes	4
Painters	1	42
Printers	34
Peddlers	1	13
Physicians	19
Pump-makers	1
Professors of music	10
Railway Foreman	1
Railway Conductors	1
Sailors	40
Students	3	24
Spinners	2
Sisters of Charity	1
Soda-water manufacturer	1
Stone-cutters	3
Showmen	2
Saddlers	3	4
Shoemakers	124
Seamstresses	6	123
Soapmaker	1	1
Slaters	1
Station-masters	3
Soldiers	1	16
Salesmen	1	1
Surveyors	1
Sail and Tent makers	1
Shopkeepers	2	3
Ship-builders	1
Teachers	12	135
Tinsmiths	1	16
Tavern-keepers	2	13
Tailors	3	86
Tanners	5
Teamsters	4
Toll-gate keepers	1
Watchmakers	1	7
Woodworkers	2
Weavers	2	10
Wheelwrights	1
Wagon-workers	2	3
Unknown, or other employment	143	1574
Total	515	8124

TABLE No. 12.

Shewing the Causes of Insanity of the persons admitted to the various Asylums, during the year.

CAUSES OF INSANITY.	NUMBER OF INSTANCES IN WHICH EACH CAUSE WAS ASSIGNED.											
	AS PREDISPOSING CAUSE.				AS EXCITING CAUSE.				AS PREDISPOSING OR EXCITING CAUSE, WHERE THESE COULD NOT BE DISTINGUISHED.			
	Toronto Asylum.	London Asylum.	Kingston Asylum.	Hamilton Asylum.	Toronto Asylum.	London Asylum.	Kingston Asylum.	Hamilton Asylum.	Toronto Asylum.	London Asylum.	Kingston Asylum.	Hamilton Asylum.
	Male.	Female.	Total.	Male.	Female.	Total.	Male.	Female.	Total.	Male.	Female.	Total.
MORAL.												
Domestic troubles, including loss of relatives or friends	1	0	1	0	0	0	0	0	0	0	0	0
Religious excitement	0	0	0	0	0	0	0	0	0	0	0	0
Adverse circumstances (including business troubles)	0	0	0	0	0	0	0	0	0	0	0	0
Love affairs (including seduction)	0	0	0	0	0	0	0	0	0	0	0	0
Mental anxiety, "worry"	0	0	0	0	0	0	0	0	0	0	0	0
Fright and nervous shock	0	0	0	0	0	0	0	0	0	0	0	0
PHYSICAL.												
Intemperance in drink	0	0	0	0	0	0	0	0	0	0	0	0
do sexual	0	0	0	0	0	0	0	0	0	0	0	0
Venereal disease	0	0	0	0	0	0	0	0	0	0	0	0
Self-abuse (sexual)	1	0	1	0	0	0	0	0	0	0	0	0
Overwork	1	1	2	0	0	0	0	0	0	0	0	0
Stroke	0	0	0	0	0	0	0	0	0	0	0	0
Sunstroke	0	0	0	0	0	0	0	0	0	0	0	0
Accident or injury	0	0	0	0	0	0	0	0	0	0	0	0
Pregnancy	0	0	0	0	0	0	0	0	0	0	0	0
Puerperal	0	0	0	0	0	0	0	0	0	0	0	0
Lactation	0	0	0	0	0	0	0	0	0	0	0	0
Poverty and change of life	0	0	0	0	0	0	0	0	0	0	0	0
Uterine disorders	0	0	0	0	0	0	0	0	0	0	0	0

TABLE No. 13.

Shewing detailed Expenditure of the various Asylums of the Province, for the year ending 30th September, 1879.

DETAILS.	TORONTO ASYLUM.	LONDON ASYLUM.	KINGSTON ASYLUM.	HAMILTON ASYLUM.	ORILLIA ASYLUM.
	\$ cts.	\$ cts.	\$ cts.	\$ cts.	\$ cts.
Medicines	397 37	745 20	298 00	161 97	64 90
Medical Comforts and Appliances	111 05	41 53	46 75	6 13	6 85
Beer, Wine and Spirits	1,453 66	145 42	120 24	5 50
Butcher's Meat	10,249 63	11,350 47	6,546 79	2,862 75	1,785 22
Fowls, Fish, Game, &c.	1,055 16	689 30	360 76	195 93	104 16
Milk	1,081 85	523 33	49 00
Flour, Bread, &c.	6,587 45	7,242 59	4,073 59	2,717 16	1,247 86
Butter	3,149 12	2,392 63	1,852 99	1,098 01	600 25
Barley, Rice, Peas and Meal	984 39	702 06	383 67	550 32	285 14
Tea	2,892 23	1,172 05	779 67	497 42	333 56
Coffee	431 96	1,198 87	231 04	119 71	34 00
Cheese	120 93	96 30	131 54	204 83	23 93
Eggs	403 37	280 44	75 43	50 13	51 69
Fruit (dried)	328 27	614 66	125 10	320 11	8 53
Tobacco and Pipes	702 98	735 54	22 40	227 85	31 02
Salt, Pepper, Mustard, Vinegar and Pickles	151 45	209 61	120 80	97 25	50 57
Syrup and Sugar	2,955 42	3,388 77	1,357 23	934 40	623 28
Unenumerated Groceries	327 61	287 79	39 82	42 02
Fruit and Vegetables	1,845 09	1,935 84	1,591 29	662 76	779 77
Bedding	3,121 80	3,127 57	664 06	47 97	156 14
Straw for Bedding	40 92	411 71	272 11	34 03	75 85
Clothing	3,596 78	6,124 75	1,602 88	1,802 67	983 63
Shoes	271 59	582 15	541 99	401 77	19 70
Coal	4,537 32	7,225 51	6,298 54	7,008 87*
Wood	1,047 40	3,122 08	333 49	206 38	760 00
Gas	1,891 15	2,610 70	1,096 56	237 62
Oil and Candles	77 45	241 83	168 43	14 25	35 77
Matches	8 75	41 00	7 15	26 48	9 50
Brushes, Brooms and Mops	169 27	216 97	163 53	196 68	52 93
Bathbricks, Blacklead and Blacking	32 50	41 00	12 62	6 50	3 20
Soap and Laundry Expenses	738 11	1,307 31	606 75	531 18	386 08
Water supply	1,542 17	375 00
Advertising and Printing	387 78	149 60	114 56	253 62	77 96
Postage, Telegraphing and Express	181 42	320 20	105 29	62 86	51 39
Stationery and Library	536 01	690 94	304 05	135 00	31 93
Furniture, renewal and repairs	1,296 22	1,148 85	260 43	89 86	288 28
Iron and Tinware	379 82	474 43	9 00	206 15	12 60
Crockery and Glassware	236 65	419 37	215 05	57 18	35 00
Feed and Fodder	120 77	1,301 89	556 86	520 93	375 21
Farm, Labour, Stock and Implements, including repairs to same	689 01	1,437 79	388 95	314 53	42 21
Repairs, Ordinary, to Buildings, &c.	2,015 27	2,197 15	600 19	488 74	369 87
Do Extraordinary	421 62
Hardware, &c	433 28	747 86	657 12	185 34	47 18
Paints and Oils	1,232 36	368 47	245 95	366 25	30 38
Law Expenses	73 81
Ice	99 00	14 50	12 00	20 20	24 75
Officers' Travelling Expenses	11 55	45 60	153 05	87 00	28 65
Elopers, recovering	79 52	17 85	4 82
Freight and Duties	114 92	166 72	32 00	139 19
Amusements	157 75	274 94	27 90	119 54	18 97
Religious Instruction	81 40 ³	10 00
Interments	65 00	330 00	49 00	76 00	64 50
Rent	35 50	190 00
Incidentals	383 87	401 09	938 79	1 00	108 48
Salaries and Wages	23,739 97	26,640 46	16,872 54	11,088 96	8,170 92
	83,725 22	95,681 74	51,345 85	37,186 42	18,955 14

* Coal in for 1878 and 1879.

TABLE No. 14.

STATEMENT shewing in detail the amount expended for the various branches of the Asylum service, and the cost per Patient for Maintenance, for the year ending September 30th, 1879.

HEADINGS OF ESTIMATES.	TORONTO ASYLUM.		LONDON ASYLUM.		KINGSTON ASYLUM.		HAMILTON ASYLUM.		ORILLIA ASYLUM.	
	Expended under Estimates.	Cost per Patient.	Expended under Estimates.	Cost per Patient.	Expended under Estimates.	Cost per Patient.	Expended under Estimates.	Cost per Patient.	Expended under Estimates.	Cost per Patient.
	\$	cts.	\$	cts.	\$	cts.	\$	cts.	\$	cts.
Medicines and medical comforts	508 42	0 75.1	786 73	1 08.9	344 75	0 82.3	168 10	0 69.5	77 25	0 52
Beer, Wine and Spirits	1,453 66	2 14.8	145 42	0 20.2	120 24	0 49.7
Butchers Meat, Fowls, Fish, &c.	11,304 79	16 70.7	12,039 77	16 67.5	6,907 55	16 50.5	3,058 68	12 63.9	1,889 38	12 68
Flour, Bread, &c.	6,587 45	9 73.5	7,242 59	10 03.1	4,073 59	9 73.2	2,717 16	11 22.8	1,247 86	8 37.50
Butter	3,149 12	4 65.4	2,392 63	3 31.4	1,852 99	4 42.7	1,098 01	4 53.7	600 25	4 03
Milk	1,081 85	2 58.5	523 33	2 16.2	49 00	0 33
Groceries	9,298 61	13 74.2	8,686 09	12 03	3,266 70	7 80.5	3,002 02	12 40.5	1,483 74	9 95
Fruit and Vegetables	1,845 69	2 72.7	1,935 84	2 68.2	1,591 29	3 80	662 76	2 73.9	779 77	5 23
Beddins, Clothing and Shoes	7,031 09	10 39.1	10,246 18	14 19.1	3,081 04	7 31.2	2,286 44	9 44.8	1,235 32	8 29
Fuel	5,584 72	8 25.3	10,347 59	14 33.2	6,632 03	15 84.7	7,215 25	29 81.5	760 00	5 10
Gas, Oil, &c	1,977 85	2 92.2	2,893 53	4 00.8	170 58	0 42	1,137 09	4 69.9	282 89	1 90
Laundry, Soap and Cleaning Appurtenances	339 88	1 38.9	1,565 28	1 16.8	782 90	1 87	731 36	3 03.5	442 21	2 97
Furniture and Furnishings	1,912 69	2 82.6	2,042 65	2 82.9	484 48	1 15.7	353 19	1 45.9	335 88	2 25.50
Farm, Garden, Feed and Fodder	809 78	1 19.6	2,739 68	3 79.4	945 81	2 26	835 46	3 45.2	417 42	2 80
Repairs and Alterations	3,680 91	5 44	3,313 48	4 58.9	1,503 26	3 59.2	1,040 33	4 20.9	447 43	3 00
Printing, Postage and Stationery	1,105 21	1 63.3	1,160 74	1 60.8	523 90	1 25	451 48	1 86.6	161 28	1 08
Miscellaneous	1,253 71	1 85.2	1,503 08	2 08.2	1,230 59	2 94	318 56	1 31.6	574 54	3 86
Water supply	1,542 11	2 27.9	375 00	1 54.9
Salaries and Wages	23,739 97	35 08.6	26,640 46	36 89.9	16,872 54	40 31.6	11,088 95	45 82.2	8,170 92	54 84.50
	83,725 22	123 74.2	95,681 74	132 52.3	51,345 85	122 69.1	37,186 42	153 66.2	18,955 14	127 21.50

TABLE No. 15.

Shewing the Supplies, for which Tenders were invited, and the prices paid for the same, under Contract.

NATURE OF SUPPLY.	TORONTO ASYLUM.		LONDON ASYLUM.		KINGSTON ASYLUM.		HAMILTON ASYLUM.		ORILLIA ASYLUM.	
	\$	c.	\$	c.	\$	c.	\$	c.	\$	c.
Food.										
Butcher's Meat, per 100 lbs.....	4 75		5 36		6 83		5 00		5 75	
Flour per bbl., Fall Wheat.....	4 75		Spring and } 4 85 { Fall Wheat }		5 00		5 35			
Do Spring Wheat.....	4 75				4 75		4 85			
Bread, per loaf, 4 lb.....	4 75			4 50					0 00½	
Oatmeal, per bbl.....										
Cornmeal, do.....	4 75			4 50						
Spit Peas, do.....	0 15			0 15½			0 15			
Butter (Roll and Dairy), per lb.....	0 82			0 22½			0 22			0 14½
Milk, per Imperial gallon.....										
Potatoes, per bushel.....				9 75						
Pork, Prime Mess, per bbl.....				0 09½						
Ham, per lb.....				0 07						
Bacon, do.....										
Pot Barley, per bbl.....	6 00									
FUEL.										
Coal, Pittston, Small Eggs, 2000 lbs.....	3 50			4 35		3 46				
Do do Stove, do.....	3 75						4 43			
Do do Nut, do.....				4 40		3 45		4 25		
Do Straitsville, do.....	4 12							4 35		
Do Reynoldsville, do.....								4 20		
Do Columbiana, do.....				4 20						
Hardwood, per cord, Green.....				*3 65½		3 95				
Do do Dry.....	3 60					3 04				41 85

* Average of 4 Tenders.
+ Average of 2 Tenders.

TABLE No. 16.

Shewing the number of Officers and *Employés* in each and all of the Asylums, classified according to duties performed.

OCCUPATION.	Toronto Asylum.	London Asylum.	Kingston Asylum.	Hamilton Asylum.	Orillia Asylum.	Total.
Medical Superintendents	1	1	1	1	1	5
Assistant Medical Superintendents	1	1	1	1	..	4
Assistant Medical Officers	1	2	3
Bursars and Clerks	2	1	1	1	1	6
Storekeepers	1	1	1	1	..	4
Stewards	1	..	1	2
Matrons	1	1	1	1	1	5
Assistant Matrons	1	1	2
Engineers, Assistant Engineers, and Stokers	4	7	3	2	2	18
Masons and Bricklayers	1	1	2
Carpenters	2	2	1	1	..	6
Bakers and Bakers' Assistants	1	2	1	4
Gardeners and Assistant Gardeners	2	2	1	..	1	6
Farmers, Farm-hands and Labourers	3	3	2	2	..	10
Tailors and Seamstresses	2	3	1	1	1	8
Stable and Stock-keepers	1	1	2
Butchers and Jobbers	1	1
Messengers and Porters	1	3	1	1	..	6
Cooks	7	5	1	2	2	17
Laundresses and Assistants	5	5	2	2	2	16
Housemaids	2	2	2	3	1	13
Kitchen Maids	2	2	4
Dining-room Maids	2	3	5
Dairymaids	1	1	2
<i>Attendants.</i>						
Chief Male Attendants	7	7	1	15
Chief Female Attendants	6	5	1	12
Ordinary Male Attendants	17	22	16	12	4	71
Ordinary Female Attendants	17	20	12	11	4	64
Male Night Watchers	3	1	2	1	1	8
Female Night Watchers	3	3	2	1	1	10
	95	111	53	44	28	331

TABLE No. 17.
Shewing the nature of Employment and the number of days' work performed by Patients during the year.

NATURE OF EMPLOYMENT.	TORONTO ASYLUM.			LONDON ASYLUM.			KINGSTON ASYLUM.			HAMILTON ASYLUM.			ORILLIA ASYLUM.			GRAND TOTAL.		
	Days worked.			Days worked.			Days worked.			Days worked.			Days worked.			Days worked.		
	Male.	Female.	Total.	Male.	Female.	Total.	Male.	Female.	Total.	Male.	Female.	Total.	Male.	Female.	Total.	Male.	Female.	Total.
Carpenter's Shop.....	620		620	2,111		2,111	701		701						3,432		3,432	
Engineer's Shop.....	1,860		1,860	668		668	1,460		1,460	624		624	365		4,977		4,977	
Wood Yard and Coal Shed	1,550		1,550	1,027		1,027	110		110				1,252		3,939		3,939	
Bakery.....	930		930				320		320						1,250		1,250	
Mason Work.....	620		620	602		602	310		310						1,532		1,532	
Farm.....	9,300		9,300	7,996		7,996	687		687						19,303		19,303	
Painting.....	1,550		1,550	1,363		1,363	1,021		1,021						3,934		3,934	
Garden.....	1,860		1,860	4,700		4,700	2,461		2,461				1,252		10,273		10,273	
Grounds.....	1,550		1,550				1,532		1,532				1,878		4,960		4,960	
Stables.....	1,095		1,095				1,460		1,460						2,555		2,555	
Tailor's Shop.....	1,240		1,240				1,985		1,985						2,825		2,825	
Kitchen.....	1,825		1,825	4,019		4,019	744		744						4,394		4,394	8,817
Laundry.....	930		930	3,382		3,382	636		636	1,872		1,872	626		3,091		3,091	8,491
Dining Rooms.....	2,920		2,920	4,508		4,508	4,024		4,024	2,184		2,184	1,095		9,575		9,575	17,515
Wards.....	7,300		7,300	7,529		7,529	3,112		3,112	4,056		4,056			16,796		16,796	32,296
Sewing Rooms.....	12,400		12,400				730		730						141		141	27,270
Officers' Quarters.....	365		365												730		730	1,460
Dairy.....	730		730															730
Knitting.....	5,580		5,580	3,962		3,962	616		616									10,158
Spinning.....	620		620	655		655												1,275
Mending.....				636		636												2,222
Bursar's Office.....				16		16												16
General.....				10,430		10,430	3,430		3,430	3,300		3,300	1,095		11,525		4,395	15,920
Road and Quarry.....							3,430		3,430						6,730			6,730
Crib-work.....							1,888		1,888						1,888			1,888
Blacksmith Shop.....				17,361		17,361	318		318						318			318
Halls.....				22,238		22,238	329		329						17,690		22,238	39,928
Store-room.....															312			312
	35,515	53,235	88,770	49,009	48,628	97,637	28,456	13,782	42,238	12,373	15,288	27,661	6,833	5,684	12,517	132,186	136,637	268,823

 PART II.

 PRISONS, COMMON GAOLS AND REFORMATORIES.

COMMON GAOLS.

There were committed to the Common Gaols of the Province, during the year ending 30th September, 1879, 9,411 males and 1,809 females, or a total of 11,220 prisoners, as compared with 12,030 in the preceding twelve months.

The following summaries shew the number of commitments for the past three years, respectively :

	Males.	Females.	Total.
Commitments for the year ending 30th September, 1878.....	10,017	2,013	12,030
Commitments for the year ending 30th September, 1879.....	9,411	1,809	11,220
Decrease in the number of commitments in the past as compared with the preceding year.....	606	204	810
Commitments for the year ending 30th September, 1877.....	11,595	1,886	13,481
Commitments for the year ending 30th September, 1879.....	9,411	1,809	11,220
Decrease in number of commitments of past year as compared with 1877....	2,184	77	2,261

From the foregoing figures, it will be seen that in the past as compared with the preceding year, there has been a decrease of 810, or 6.73 per cent., in the number of persons committed to the Common Gaols, while a comparison with the number of commitments in the year ending 30th September, 1877, shews the very large decrease of 2,261, or no less than 16.77 per cent. in the gaol population of the province since 1877.

Table No. 1, attached to this portion of the Report, exhibits in detail the commitments to each Gaol in the past and preceding years, and the relative increase or decrease in the respective populations.

It will be observed that the largest reductions in the number of commitments have taken place in the Gaols in Sarnia, Hamilton, London, Welland and Wood-

stock. The only Gaol where a marked increase took place was Milton, where the commitments increased from 44 in 1877-78, to 341 in the past year. This Gaol was literally swarming with tramps and vagrants during the whole of the winter.

A rather remarkable feature in the statistics for the year under report, and, to a certain extent, in those of the preceding twelve months, is the continued decrease in the commitments to city gaols. In 1877, the commitments to the Toronto Gaol numbered 3,117, as compared with 2,660 last year; to Brantford, 618 in 1877 against 318 in 1879; to Ottawa, 842 against 691; to Hamilton, 1,186 against 1,036; to St. Catharines, 238 against 131; to Belleville, 219 against 168; to Kingston, 310 against 265; and to London, 862 in 1878 against 727 in 1879.

It is also worthy of notice that while the decrease in the commitment of males during the past two years has been very marked, the female gaol population has remained about the same; as indeed it has done during the past ten years, as the following summary will shew:

	Males.	Females.	Total.
Commitments for year ending 30th Sep., 1869..	3,893	1,762	5,655
“ “ “ 1870..	4,534	1,845	6,379
“ “ “ 1871..	4,915	1,700	6,615
“ “ “ 1872..	5,287	1,671	6,958
“ “ “ 1873..	6,068	1,809	7,877
“ “ “ 1874..	7,675	1,813	9,488
“ “ “ 1875..	8,437	1,636	10,073
“ “ “ 1876..	9,439	1,797	11,236
“ “ “ 1877..	11,595	1,886	13,481
“ “ “ 1878..	10,017	2,013	12,030
“ “ “ 1879..	9,411	1,809	11,220

Table No. 2 shews, in respect of each Gaol and as a whole, the number of persons—male and female—under sixteen years of age, who were committed during the year, also the number of re-commitments of all classes, as well as the number committed for want of sureties to keep the peace, as witnesses, debtors, lunatics and persons of unsound mind, and the number of persons detained under civil process. It further shews the number of persons acquitted on being tried, the number discharged before trial, and the number convicted and sentenced. It is satisfactory to observe that there is again a considerable reduction in the number of committals of youths under sixteen years of age. For the year ending 30th September, 1877, the commitments of this class reached the highest point, viz., 604. In the next year the number was reduced to 534, and during the year just passed, it was still further decreased to 469, of whom 416 were boys and 53 girls. Of the former, 58 were sentenced to the Provincial Reformatory.

The commitments of boys and girls to the Common Gaols, unlike those of the women, varied numerically very much with the general increase in the gaol population up to 1877, but with the general decrease since that time, a reduction has also taken place in the number of youths sent to gaol. The following summary shews the number of boys and girls, under 16 years old, committed to gaol each year since the 30th September, 1869:—

	Males.	Females.	Total.
Committed during year ending 30th Sep., 1869..	294	82	376
“ “ “ 1870..	319	108	427
“ “ “ 1871..	329	58	387
“ “ “ 1872..	281	56	337
“ “ “ 1873..	323	74	397
“ “ “ 1874..	377	67	444

			Males.	Females.	Total.
Committed during year ending 30th Sep.,	1875.	389	70	459	
" " " "	1876.	434	70	504	
" " " "	1877.	542	62	604	
" " " "	1878.	480	54	534	
" " " "	1879.	416	53	469	

Respecting the re-commitment of prisoners, it would appear that 7,744 were committed for the first time, 1,613 for the second, 668 for the third, and 1,195 for over three times. A comparison of these figures with those of a similar kind for previous years, appears to shew that the re-commitments sustain their relative proportions to the entire committals in a singularly regular manner.

Table No. 3 shews the crimes and offences for which commitments were made during last year, and in the following summaries these crimes and offences are classified under the respective headings of "crimes against the person," "crimes against property," "crimes against public morals and decency," "offences against public order and peace," and "causes for which persons were detained as prisoners." The summaries also shew, for the purpose of comparison, the number of commitments, similarly classified, which took place in the years, 1869, 1875, 1876, 1877, and 1878:—

1. Crimes against the Person.

	1869.	1875.	1876.	1877.	1878.	1879.
Assault, common.....	185	666	743	641	724	549
Assault, felonious.....	46	68	124	134	98	125
Cutting and wounding, stabbing and shooting with intent.....	31	73	127	92	71	62
Rape, and assault with intent....	27	57	48	39	37	45
Murder.....	38	37	30	39	24	25
Manslaughter.....	16	12	12	7	6	10
Attempt at suicide.....	9	5	1	7	11	6
Miscellaneous.....	42	50	43	31	38	25
	<u>685</u>	<u>968</u>	<u>1,128</u>	<u>990</u>	<u>1,009</u>	<u>847</u>

2. Crimes against Property.

Arson and incendiarism.....	34	65	45	35	47	49
Burglary.....	26	54	63	58	89	103
Counterfeiting and passing counter- feit money.....	16	6	21	23	10	19
Destroying and injuring property..	29	96	104	115	138	126
Embezzlement.....	19	14	21	24	29	28
Forgery.....	22	33	46	31	48	64
Fraud, and obtaining money or goods under false pretences....	52	99	140	137	151	131
Horse, cattle and sheep stealing..	44	85	75	84	89	86
Housebreaking and robbery.....	63	36	62	43	57	102
Larceny.....	1,919	1,602	1,764	2,070	1,818	1,626
Receiving stolen goods.....	19	33	54	38	64	38
Trespass.....	25	72	49	73	103	122
Miscellaneous.....	43	58	50	42	43	29
	<u>1,407</u>	<u>2,253</u>	<u>2,494</u>	<u>2,773</u>	<u>2,686</u>	<u>2,523</u>

3. Crimes against Public Morals and Decency.

	1869.	1875.	1876.	1877.	1878.	1879.
Bigamy	9	9	12	12	9	14
Inmates and frequenters of houses of ill-fame	29	123	129	137	197	189
Keeping houses of ill-fame	56	49	81	89	117	92
Perjury	3	19	12	32	25	25
Seduction	11	2	3	2	2	2
Indecent assault and exposure	8	36	45	27	40	41
Miscellaneous	3	77	49	116	129	86
	122	315	331	415	519	449

4. Offences against Public Order and Peace.

Abusive and obscene language	34	76	71	73	101	72
Breaches of peace, breaches of by- laws, escapes from, and obstruct- ing constables	79	99	116	90	143	130
Carrying unlawful weapons	4	8	13	25	37	27
Deserting employment	74	82	45	21	27	10
Drunk and disorderly	1,793	3,663	3,868	4,032	3,785	3,581
Selling liquor without license, and selling or giving it to Indians	24	33	53	160	153	122
Threatening and seditious language	75	35	83	48	36	48
Vagrancy	783	1,641	2,128	3,888	2,524	2,536
Miscellaneous	20	239	156	217	260	174
	2,886	5,876	6,533	8,554	7,066	6,700

5. Causes for which persons were detained as Prisoners.

Contempt of Court	50	77	90	136	133	149
Debtors	78	66	72	60	67	72
Detained as witnesses	22	17	29	17	31	12
Lunatics and persons dangerous to be at large	271	323	348	336	307	339
Non-payment of fines and costs	30	41	42	41	39	
Want of sureties to keep the peace	104	137	169	159	173	129
	555	661	750	749	750	701

Total number of persons committed for the respective years 5,655 10,073 11,236 13,481 12,030 11,220

It would appear from the foregoing summaries that 7.54 per cent. of the commitments for 1879 were for crimes against the person; 22.48 per cent. for crimes against property; 4 per cent. for crimes against public morals and decency; 59.71 per cent. for offences against public order and peace; and 6.24 per cent. were detentions under civil process.

The decrease in the number of commitments is pretty evenly distributed amongst the various crimes and offences, although in a few of the more serious

crimes there is a slight increase, viz., in felonious assault, rape, burglary, forgery, house-breaking, and robbery. The commitments for the two last-named crimes are nearly doubled.

The manner in which the cases of the 11,220 persons committed during the year were disposed of, is exhibited in the following summary:—

Total number of commitments.....	11,220
Acquitted on being brought to trial, and discharged..	2,403
Discharged without trial by order of judges, magistrates and courts, including remand cases.....	1,287
Detained for want of sureties to keep the peace....	129
Detained as witnesses.....	12
Detained as fraudulent debtors.....	72
Detained as lunatics, idiots and persons unsafe to be at large.....	339
Died before trial.....	4
Detained by civil process.....	57
Waiting trial, and otherwise detained on the 30th September, 1879.....	117
Found guilty and sentenced.....	6,800
	11,220

Table No. 5 shews the number of prisoners out of the entire committals, who, upon trial, were found guilty and sentenced, the prisons or reformatories to which such prisoners were sentenced or subsequently removed, and the periods of the sentences awarded. This table also exhibits the operations of the County Judge's Criminal Courts, in the various counties of the Province. It would appear that out of the 11,220 persons committed to gaol during the year, 6,800 or 60.60 per cent. were convicted of the offences and crimes with which they were charged, and had sentence passed upon them. The nature of these sentences is shewn in the summary given hereunder:—

Total number of prisoners upon whom sentence was passed.....	6,800
Sentenced to the Kingston Penitentiary.....	186
Sentenced direct to the Central Prison.....	405
Sentenced to the Common Gaols, and subsequently transferred to the Central Prison.....	161
Sentenced to the Provincial Reformatory.....	58
Sentenced to the Common Gaols, and there detained until expiration of sentence.....	5,990
	6,800

In a preceding summary, the crimes and offences for which prisoners were committed to gaol, are given in a classified form. The following summary gives similar information in respect to the prisoners subsequently tried, convicted and sentenced:—

<i>1. Crimes against the Person.</i>	
Assault, common	396
Assault, felonious	79
Cutting and wounding, stabbing and shooting with intent	32
Rape, and assault with intent	7
Murder	7
Manslaughter	1
Attempt at suicide	6
Miscellaneous	13
	541
<i>2. Crimes against Property.</i>	
Arson and incendiarism.....	17
Burglary.....	50
Counterfeiting and passing counterfeit money	9
Destroying and injuring property	104
Embezzlement.....	12
Forgery	17
Fraud, and obtaining money or goods under false pre- tences	57
Horse, cattle and sheep stealing	54
Housebreaking and robbery.....	34
Larceny	1013
Receiving stolen goods	14
Trespass	68
Miscellaneous	35
	1,484
<i>3. Crimes against Public Morals and Decency.</i>	
Bigamy	4
Inmates and frequenters of houses of ill-fame.....	119
Keeping houses of ill-fame	77
Perjury	3
Seduction	1
Indecent assault and exposure	35
Miscellaneous.....	6
	245
<i>4. Offences against Public Order and Peace.</i>	
Abusive and obscene language.....	63
Breaches of peace, breaches of by-laws, escapes and obstructing constables	93
Carrying unlawful weapons.....	18
Deserting employment	6
Drunk and disorderly	2,632
Selling liquor without license, and selling or giving it to Indians	107
Threatening and seditious language	31
Vagrancy	1,316
Miscellaneous.....	105
	4,371
Civil prisoners	159
	6,800

A comparison of the figures in this table with those in the summary of the crimes and offences for which commitments were made, shews that out of the 11,220 persons committed during the year, only 6,800, or 60.60 per cent. of the entire number, were convicted and sentenced.

It will be observed that the percentage of acquittals in proportion to the number of commitments is greater in the crimes against public morals and decency than in the other classifications. The number of commitments under that head was 449, and the number of acquittals 204, or 45.43 per cent.

For crimes against the person, 847 prisoners were committed, of whom 306, or 36.12 per cent. were acquitted; for crimes against property 2,523 were committed, and 1,039, or 41.18 acquitted, and for offences against public order and peace, the commitments numbered 6,700, while the acquittals were 2,321, or 34.76 per cent.

In explanation of the great difference between the number of persons *committed* for being drunk and disorderly and for vagrancy, and those *sentenced* for these offences, it should be stated that many of these classes of offenders are remanded to gaol, where they remain during the night and are dismissed in the morning. In previous reports, I have animadverted upon the practice of using the Common Gaols for the temporary detention of these classes, and have recommended that municipalities be compelled to erect lock-ups for the purpose. The discipline of gaols, as well as their cleanliness and order, are much interfered with by the introduction of such persons for a night's lodging. In one gaol, where the population is abnormally swelled by this practice, the Mayor of the town had issued the following general order, viz. :—

“To the Keeper of the Common Gaol and his Assistant :

“Any vagrants or parties asking admission to the Gaol after nightfall, and admitted as having no place to remain during the night, and as being dangerous to be allowed to remain out, may be discharged in the morning, without being first brought before me, or any other magistrate sitting in the Police Court, if no charge has, in the meantime, been laid against them.”

The irregularity of admitting such voluntary lodgers to the Gaol, was brought under the notice of the Attorney-General, and as a result, instructions were given to discontinue the practice.

I would again recommend that all Municipalities be compelled to erect lock-ups for the temporary detention of the class of offenders referred to.

During the year, 725 prisoners elected to be summarily tried at the County Judges' Criminal Courts. Of these 208 were acquitted of the crimes and offences for which they were committed to gaol, and 517 were convicted and received sentence. From these figures, it would appear that 71.31 per cent. of the number of persons electing to have their cases summarily disposed of, were convicted and sentenced, as compared with 60.60 per cent. under the jury process. The number of cases thus disposed of in the different counties, will be found in Table No. 5.

Tables numbered 4 and 7 shew the crimes and offences for which prisoners were committed and sentenced respectively, distinguishing between males and females.

The following summary shews the periods of sentence passed upon convicted prisoners :—

For periods under thirty days	2,681
For thirty days, and up to sixty days, or two months, not including the last term	2,127
For sixty days, or two months	652
<i>Forward</i>	<u>5,460</u>

<i>Brought forward</i>	5,460
Over two months to three months	416
Over three months to four months	127
Over four months to five months.....	31
Over five months to six months	348
Over six months to nine months.....	42
Over nine months and up to one year inclusive	82
Over one year and up to two years.....	46
Over two years and up to three years in the Penitentiary	81
Over three years in the Penitentiary	105
For periods of any length in the Reformatory	58
Sentenced to death and executed.....	—
Sentenced to death and commuted to imprisonment in the Penitentiary.....	2
Sentenced to receive corporal punishment with imprisonment	2
	— 6,800

The number of persons in custody throughout the Province on the evening of the 30th September, 1879, and on the corresponding day of the previous year, is shewn hereunder:—

	1878.	1879.
In Common Gaols.....	594	618
In the Central Prison, Toronto.....	359	311
In the Provincial Reformatory, Penetanguishene	196	206
In the Dominion Penitentiary, Kingston	705	724
	—	—
	1,854	1,859

These figures, as compared with those of the preceding year, shew an increase of 24 in the population of the Common Gaols, of 10 in that of the Reformatory, and of 19 in that of the Kingston Penitentiary, and a decrease of 48 in the number in confinement in the Central Prison. This decrease was caused by the fact that it was not considered desirable to transfer to the Central Prison, those prisoners sentenced to the Common Gaol for periods under six months, and, therefore, the removals were confined chiefly to prisoners sentenced direct to the Central Prison.

Of the total prison population of 1,859 persons, 1,648 were males and 211 females, and of the Common Gaol occupants 409 were men, 183 women, 24 boys and 2 girls under 16 years of age.

Statistical information regarding the nationalities, religious denomination, social condition, etc., of the prisoners committed to gaol during the past and preceding year, will be found in the following summary:—

<i>Nationalities.</i>		
	1878.	1879.
Born in Canada.....	5,008	4,677
Born in England	1,966	1,888
Born in Ireland	3,109	2,889
Born in Scotland	689	678
Born in the United States	971	790
Born in other countries.....	287	298
	—	—
	12,030	11,220

<i>Religious Denominations.</i>		
	1878.	1879.
Roman Catholic.....	4,720	4,028
Church of England	3,789	3,798
Presbyterian	1,503	1,397
Methodist	1,454	1,393
Other denominations	564	604
	<u>12,030</u>	<u>11,220</u>
<i>Social Condition.</i>		
Married	3,860	3,687
Unmarried	8,170	7,533
	<u>12,030</u>	<u>11,220</u>
<i>Habits.</i>		
Temperate	4,135	3,415
Intemperate	7,895	7,805
	<u>12,030</u>	<u>11,220</u>
<i>Educational Status.</i>		
Could read and write	8,968	8,289
Could neither read nor write	3,062	2,931
	<u>12,030</u>	<u>11,220</u>

ESCAPES.

During the year, 23 prisoners escaped from the various Common Gaols, 16 of whom succeeded in evading recapture.

From the *Goderich Gaol*, three prisoners escaped during the year, namely, Thomas Fullington, on the 10th February, and John McRoberts and Francis Fisher on the 24th April. On the 29th April, I held an inquiry into the circumstances attending these escapes, taking evidence under oath, and subsequently reporting the facts thus ascertained to Government. The following is a synopsis of my report on the matter:

The prisoner, Thomas Fullington, who escaped on the 10th February, was under sentence for three months for carrying unlawful weapons, and was also waiting trial on a charge of larceny. On the day of the escape, he, at about 6 p.m., rapped at the door of the day-room, while the Gaoler and his family were at tea, the Turnkey being absent also. The Gaoler sent one of his daughters to see what was wanted, and on her return she stated that the prisoner wished to go to the water-closet in the yard, there being no closets attached to the corridors inside the Gaol building. The Gaoler then told the girl to give the keys of the corridor to Fullington. These keys, which were all on one bunch, were those opening the door into the day-room, the door into the yard, the gate leading into the cells, and the cell gates, and were all handed to the prisoner, who opened the door into the yard where the water-closet was, and there remained for over half an hour, without any oversight being made by the Gaoler. About the expiration of that time, the Turnkey returned to the Gaol for the purpose of locking the prisoners up for the night, when he discovered that Fullington was neither in the day-room nor in the yard, and further examination seemed to point to the fact that he had scaled the yard wall at one of its angles, in a very unaccountable manner. It came out in evidence that the prisoner was a most ingenious man, and one who required most careful watching, but instead of this being done, the supervision over him was

most lax, and he had apparently acquired a most intimate knowledge of the gaol surroundings. The extreme carelessness of the Gaoler was further shewn by the fact that at the time the keys were, by his orders, handed to Fullington, there were no less than seven other prisoners in the same corridor, most of whom were under sentence for serious offences. It also appeared that it was a frequent practice to give the keys to prisoners in this manner.

On the night of the 24th April, the two prisoners John McRoberts and Francis Fisher made their escape. The former had been convicted of forgery at the Assizes then sitting and was waiting trial on another charge, the latter had received sentence at the same Assizes to two years in the Penitentiary for robbery. The escape of these two prisoners was surrounded with the greatest mystery, as the evidence shewed that they were safely locked up in their cells at night, and that in order to reach the yard where the appliances (namely, a table and a rope made of sheets and quilts hung from one of the angles of the wall), by which they made their escape were found, they had to open no fewer than four doors, all fastened by the Scandinavian padlock, which from its peculiar construction cannot be picked, but must be opened by the rightful key or a facsimile of it. These locks required different keys, and these keys, on the night of the escape, were hanging up in the Gaoler's office. The evidence of the Gaol officials did not throw any light on the case, and indeed, their integrity was very seriously compromised, but at last, after great pressure, a coloured prisoner explained the mystery. He stated that for a considerable time prior to the escape, the prisoners had been making false keys of hardwood with some tools they had in their possession, that their efforts first failed, but taking advantage of the keys having, on several occasions, been left in the door of the ward, by the Gaoler and Turnkey, they took impressions with soap, and made false keys for the lock of every door they wished to open. The witness pointed out to me where the tools used by the escaped prisoners were hidden, and he further stated that the prisoners, for weeks previous to the escape, possessed the means of opening the doors and getting into the yard, but that they waited until the trial of McRoberts, as he expected to be acquitted.

The evidence of all the witnesses clearly proved that the greatest laxity existed in the searching of the prisoners and the cells occupied by them, so that they could obtain from their friends and secrete any tools they might require, and it was further shewn that the manner in which the keys were looked after was most careless.

I therefore reported that, after a most careful consideration of the circumstances connected with these three escapes from the Goderich Gaol, I could come to no other conclusion than that the Gaoler was unfitted for the position he held, and that even if he were to exercise greater care and intelligence in the performance of his duty, his physical defect of partial deafness would most seriously impair his usefulness as a gaoler.

The evidence seemed to shew that the Turnkey had displayed reasonable carefulness in the discharge of his duty, and that no blame for the escapes attached to him.

The prisoner Fullington was recaptured shortly after making his escape, and on being indicted for the offence, received a sentence of six months imprisonment in the Central Prison, but the other two prisoners are still at large.

From the *Berlin Gaol*, three escapes took place during the year. One prisoner named James Rogers made his escape on the 9th December, 1878, and two prisoners named Harrington and Mackay respectively, succeeded in getting away on the 27th May, the latter being immediately recaptured.

On the 15th January, I made inquiry concerning the escape of the prisoner

Rogers and found that it was attributable to careless watching, or rather to no watching at all, on the part of the Turnkey, when the prisoner was sent to fetch water from a well in the Court House yard. As the Turnkey was guilty of neglect of duty, and, in addition, was so old as to be incapable of properly doing his duty, the Sheriff was instructed to dispense with his services and to engage a man fitted in all respects for the position.

As regards the other escapes, the Sheriff reported that the two prisoners succeeded in scaling the yard wall. I have not yet been able to make an investigation into the attendant circumstances, but will do so at the first opportunity, and give particulars in my report for next year.

On the 3rd August, two prisoners named James Wagor and George Detlar, both waiting trial for horse stealing, escaped from the *Napanee Gaol*. On the 29th September, I made inquiry into the circumstances connected with this occurrence. Owing to the serious illness of the Turnkey, who was the only gaol official present at the time of escape, and who was said to be still suffering from the effects of the beating he received from the escaped prisoners, direct evidence on oath could not be taken. It was quite clear, however, that the Turnkey entered the corridors alone, for the purpose of letting the prisoners out to clean their buckets, and when locking them up again, was seized and beaten until insensible, and while he was in that state, the prisoners took the keys and made their escape. The Gaoler was absent on leave with the consent of the Sheriff, but the Deputy Sheriff stated that on visiting the Gaol in less than an hour after the escape took place, he found the Turnkey suffering from the wounds inflicted upon him. The only cause for censure was the act of the Turnkey in entering the corridor alone, in which two rather important criminals were confined, thus violating the rule prohibiting such an imprudent practice. In the absence of the Gaoler, temporary assistance should have been provided by the Sheriff, or at any rate a member of the Gaoler's family should have been at the corridor gate along with the Turnkey. The neglect of this important precaution is one of the most frequent causes of escapes from Common Gaols, and the Sheriff was requested to see that in future the rule be rigidly observed.

From the *Ottawa Gaol*, a lunatic escaped on the 9th July, but was almost immediately recaptured. From the Sheriff's report to me, it would appear that the lunatic was allowed a little more latitude than the other prisoners, and that, owing to careless supervision on the part of one of the Turnkeys, he succeeded in escaping, being facilitated in scaling the outer wall by a portion of the kitchen yard wall being under repair. Having regard to the fact that the liberty of lunatics committed to gaol, pending removal to an asylum, should be restricted as little as possible, I did not recommend the dismissal of the Turnkey, but requested the Sheriff to reprimand him.

A prisoner named John Rumford escaped from the *Stratford Gaol* on the night of the 30th July. I have not yet been able to make a formal inquiry into the matter, but I have learned from the Sheriff that the prisoner, who was waiting trial on a charge of forgery, succeeded in cutting through the iron bars of the cell and the fastening of the door into the yard. Once in the yard, escape was an easy matter, as none of the yards attached to this gaol are in a safe condition, a fact which has frequently been brought to the notice of the County Council. At the first opportunity, I will investigate into the circumstances attending this escape.

From the *Woodstock Gaol* three prisoners escaped during the year, viz.: John Macdonald, under sentence to the Penitentiary for seven years, on the 19th Nov., 1878; John Johnson, waiting trial for horse-stealing, on the 7th Dec., 1878, and H. Waddington, waiting trial for larceny, on the 17th March, 1879.

On the 12th December, I held an investigation into the manner in which the two first-named prisoners escaped, and found, that Macdonald, who was but a boy of sixteen and very slightly built, effected his escape by removing a ventilating register, measuring $12\frac{1}{2}$ by $6\frac{1}{2}$ inches from the back wall of the cell in which he was confined during the day, and enlarging this opening sufficiently to enable him to crawl into the cold-air duct, which is only ten inches wide at its largest part, and by that means to reach the furnace-room. Both the Gaoler and Turnkey stated in their evidence that they visited the cell, on the day of escape, in the morning and afternoon, respectively, and found everything all right, and the Turnkey testified that he took the prisoner in his supper about five o'clock, and on going back in less than half an hour for the dishes, found that the prisoner was gone.

On getting into the furnace-room, there was no obstacle to Macdonald's escape, as the doors were not locked. A fortnight previous to this time, he managed to get away from the gaol, as the Turnkey left the door of the corridor, in which Macdonald was confined, unlocked, and the prisoner, of course, took advantage of it and escaped, but was recaptured the following day.

The evidence proved that great ingenuity and expertness were shewn by Macdonald, who was also favoured by the structural weakness of the ventilating register and of the interior brickwork, and by careless supervision and watching on the part of both Gaoler and Turnkey.

The same features were observable in connection with the escape of Johnson, viz., great ingenuity and intrepidity on the side of the prisoner, a slackness in the performance of duty on the part of the officials, and structural weakness at the point of escape.

The prisoner was confined in one of the upper day rooms in which the window jambs were of pine, covered with sheet iron, instead of being cut stone, as I had recommended at the time the gaol was being reconstructed. The prisoner unfastened the nails in the upper part of one of the sheets of iron, and with a rough saw made out of a hoop of a pail, he cut through the soft pine jamb, so as to take away that portion into which two of the iron bars were sunk. He then displaced a number of bricks from beneath the jamb, making a sufficiently large opening to let him out. To hide the effects of his work, Johnson folded the sheet iron over the opening, filled up the holes with soap, and by placing the bricks and other debris on the end of a broom, he managed to throw them out of the window over the projecting eave and on to the roof. When his operations were completed, the leg of a table pushed through the iron grating furnished him with a platform to stand upon, and from that he got on the roof, which is about four feet above the sill of the window. From the roof, Johnson easily got down to the yard wall, and dropping from there to the ground, made his escape at about six o'clock in the afternoon, while the Gaoler and Turnkey were at supper.

It was clear that the work of making the opening had been going on for at least a week, and during the day time, as the prisoner was removed to another cell at night. That this work could have been done, and it must have been attended with considerable noise, without being discovered seems almost impossible, and pointed to very perfunctory supervision over the prisoners by the Gaoler and Turnkey.

Having regard, however, to the great ingenuity exercised by the prisoners in both instances, and more particularly to the structural defects of the gaol, I did not recommend the dismissal of the officials in question, but I pointed out to the Gaoler that he would require to exercise a closer watch upon his prisoners in the future, and to devote his whole time to the performance of his duty.

Regarding the structural defects, I made an urgent recommendation to the

County Council to remedy them. The action taken in this matter is more fully referred to elsewhere.

The prisoner Waddington escaped on the 14th March by walking through the exterior gate of the gaol yard, which had been left open while the prisoners were let into the yard in the morning to empty their buckets. At a subsequent inspection of the gaol, I severely reprimanded the Gaoler and Turnkey, and informed them that these acts of carelessness must at once cease, as any repetition of them would meet with dismissal. I trust that the disciplinary affairs of this gaol will now be much better conducted, and that more diligence and circumspection will be shewn by the gaol officials in the performance of their duty in future.

Thomas Anderson, escaped from the *Parry Sound Lock-up*, on the 19th September, during the absence of the Keeper, but was shortly afterwards recaptured.

On the 30th August, 2 prisoners who with a gang of some 18 others, were at work on the roads near the *Toronto Gaol*, attempted to escape. They were immediately followed by the guards and recaptured. The prisoners were indicted for the offence at the General Sessions, and received a sentence of imprisonment in the Central Prison for periods of three months and three months and six days respectively.

From the *St. Thomas Gaol* no less than 6 escapes took place during the year; 2 prisoners escaping on the 29th October, 1878, and 4 on the 28th July, 1879.

On the 11th January, I held an investigation into the circumstances attending the first two escapes. The evidence, under oath, was transmitted to the Government, with my report of which the following is a summary:—

I found that the 2 prisoners were named Franklin Cairns and William McCarthy. The former had just been sentenced to the Penitentiary for five years for burglary, and the latter was on remand, charged with burglary also.

These prisoners, with 5 others, had been taken into the yard for exercise, under the supervision of the Gaoler, the Turnkey being absent on business. It appeared that the Turnkey, before he left, had opened the door leading from the men's to the women's yard, so that the female prisoners might bring in some clothes which were drying in the first named yard. The Gaoler in his evidence stated that he was not aware of this, although the Turnkey swore he told him that the gate was going to be opened, but the Gaoler made no reply, so that he may not have heard. However that may be, the prisoners McCarthy and Cairns went through the open door into the women's yard, and with the help of a packing box and a garden rake, managed to scale the wall and make their escape. The Turnkey, of course, was to blame for not making sure that the Gaoler understood that the gate into the women's yard was going to be opened, but as this was done every week, the Gaoler should have had cognizance of it. Moreover, had he moved about when he was watching the prisoners, instead of sitting down on the door step, from which only a portion of the yard could be seen, the escapes could not have occurred.

Having regard to these and other previous acts of carelessness on the part of the Gaoler, and to his intemperate habits, I was reluctantly compelled to recommend his dismissal.

The 4 prisoners who escaped on the 28th July, were named Foster, Woods, Smith, and Hogben, and were all waiting trial for serious offences. On making formal inquiry into the matter, I learned that on the day of the escape, Foster and Smith, with one other prisoner, were locked up in the lower east corridor, while Hogben and Wood were confined, with two others, in the lower west corridor. The Turnkey was absent, as the Gaoler had, without the knowledge of the Sheriff, given him leave to be away for the afternoon, consequently the Gaoler was in sole

charge of the premises. It was proved, however, that he had arranged with a man to come up during the afternoon, but he did not arrive at the gaol until after the escapes had taken place, which was at about six o'clock. The Gaoler in his evidence, stated that he only went into the wards in which the prisoners were confined once during the afternoon, and that at six p.m. he served supper to all the prisoners. This he did by putting the food through the siphole made for that purpose. After this, he passed into his own dining-room, which is only a few feet from the door leading into the gaol; this door was left open, but the iron gate was locked. The Gaoler had only been in his room about ten minutes when a woman, who lived close by, ran in to say that four men were escaping over the gaol wall, and on entering the corridors, the Gaoler found that the four prisoners had gone. It was then seen that in the east ward, the hot air register, and the iron bars bolted over it, had been forced up, thus leaving open the pipe hole (which was only ten inches in diameter), into the basement. The third prisoner confined in this ward, and who did not attempt to escape, told the Gaoler that Foster squeezed himself through the register into the basement below, came up the stairway leading from there to the hall, took the key of the corridor gates from under the pillow of the Turnkey's bed, which was made up in the hall, and let his companions out into the hall. Thence they got into the yard, the door leading thereto having been left open. To escape from the yard, a piece of scantling, which, unknown to the Gaoler, was lying covered with earth at the foot of the gate, had been spliced to a clothes prop, and by the assistance of this contrivance, the prisoners scaled the wall. Only one prisoner was recaptured, the others have not been heard of.

The Gaoler was guilty of carelessness on several important points: *First*, in allowing the Turnkey to leave the gaol without first obtaining a substitute, when he knew that two at least of the prisoners were dangerous characters, and had attempted to break gaol the previous day; *second*, in allowing the gaol keys to remain in the entrance hall, and practically in the gaol; *third*, in fastening the corridor gates with mortice locks only, instead of with the padlocks also, the keys to which could not possibly have been obtained, one being in the personal possession of the Turnkey and the other in that of the Gaoler; *fourth*, in leaving the door into the yard open.

The whole of the facts have been reported to the Government for action.

Samuel Lindsay, a prisoner waiting trial, escaped from the *Simcoe Gaol* on the morning of the 22nd February. From a statement of the circumstances detailed to me by the Sheriff, it would appear that the prisoner was let out into the yard to empty his bucket. On his return to the corridor, he managed to place a small piece of wood against the bottom of the gate, so as to prevent it from being locked, although the Gaoler was of opinion that he had securely fastened it. The prisoner then, taking advantage of the temporary absence of the Gaoler, got the key of another interior gate and let himself through the kitchen into the woodyard, passing through the exterior gate, which was open, as some wood was being brought into the yard.

I could not go to Simcoe myself at that time, so I requested the Sheriff to make very careful inquiry into the matter, as it seemed to me that great carelessness had been displayed, and, if he concurred in my opinion, to dismiss the persons to blame. He eventually reported that after his inquiry he had considered it advisable to change the whole of the gaol staff, and had therefore discharged the Gaoler, Matron and Turnkey.

Out of these dismissals certain charges against the Sheriff have arisen, an investigation into which has been commenced at the date of writing this report.

DEATHS.

Twenty-one prisoners died during the year in the various gaols, as against thirty-seven in the previous corresponding period. An inquest was held in each case. In many instances, the prisoners who died were old vagrants committed to gaol in a very sickly condition.

CONSTRUCTION, ALTERATIONS AND REPAIRS.

During the past year, a stone Lock-up was erected at *Gore Bay*, in the Grand Manitoulin Island. It is of the same dimensions and style of structure as those erected by the Public Works Department at Manitowaning and Little Current, and cost \$1,775.

At the *Woodstock Gaol*, some additional repairs and alterations had to be made in addition to what was done in 1877. These alterations comprised the strengthening of the windows by the substitution of stone for wooden jambs, and the placing of grated doors and bars at all the cellar openings, as through the want of these, escapes had taken place. The Gaol is now as safe as it can be made, and if escapes are again allowed to occur, it will be due to the carelessness of the Gaol officials.

In the *Kingston Gaol* the use of stoves, of which there were a large number, has been dispensed with by the introduction of hot water appliances.

The County Council has decided to heat the *Owen Sound Gaol* with hot air, as recommended by me, so as to do away with the use of some seven stoves.

During the past year, the new Lock-ups at *Bracebridge*, *Parry Sound*, *Manitowaning*, and *Little Current* have been furnished and fully occupied.

The attention of the Council for the County of Brant has been called to the dark and otherwise defective entrance to the *Brantford Gaol*, to remedy which plans and specifications have been prepared. The Council has been asked to submit the plans for the approval of the Inspector and the sanction of the Lieutenant-Governor in Council, in order that the work may be proceeded with as soon as possible.

The County Council of Huron has again been requested to make certain additions and alterations to the *Goderich Gaol*, which is not only wanting in the requisite amount of cell accommodation, but is also insecure, owing to internal defects, of which the Council has been apprised.

Although plans and specifications were prepared for a few much-needed additions to the *Guelph Gaol*, the work has not been commenced.

The County Council of Elgin have again been urged to proceed with the erection of a prison-kitchen, stores, etc., at the *St. Thomas Gaol*.

Sketch plans having been submitted for a new gaol proposed to be erected at *Orangeville* by the Provisional Council of the new County of Dufferin, they were carefully examined and suggestions for improvements were offered by me and accepted by the Council. The final plans are now in course of preparation, and when they are completed they will be submitted for approval under the provisions of the Statute.

COST OF MAINTAINING GAOLS.

The expenditures incurred in the maintenance of Common Gaols and District Lock-ups during the past year, were as follows:—

For prison rations, clothing, fuel, etc.	\$52,856 24
For salaries of gaol officials.	63,914 40
For ordinary repairs	5,583 44

\$122,354 08

The following summary shews the cost of these respective gaol services since Confederation :—

YEAR.	Total number of Prisoners in custody each year.	Cost of rations, clothing, fuel, &c., each year.		Cost of Salaries and wages of gaol officials, each year.		Cost of repairs.		Total gaol expenditure.	
		\$	c.	\$	c.	\$	c.	\$	c.
1869	5,655		*100,739	55
1870	6,379		*102,320	02
1871	6,615	50,752	10	52,151	51		*102,903	61
1872	6,958	54,327	78	52,904	00		*107,231	78
1873	7,877	62,266	91	55,342	96		117,609	87
1874	9,488	64,357	76	55,394	13	9,582	65	129,334	54
1875	10,073	61,540	40	58,278	50	6,446	58	126,265	48
1876	11,236	61,254	15	59,900	56	9,307	08	130,461	80
1877	13,481	61,070	22	61,606	03	6,765	35	129,441	61
1878	12,030	60,217	83	63,591	11	7,307	66	131,116	60
1879	11,220	52,856	24	63,914	40	5,583	44	122,354	08
	101,012							1,299,778	94

From the forgoing statement, it will be seen that the Gaol expenditures were lower during the past twelve months than in any year since 1873. The reduction in the cost of maintenance is, however, confined to expenditures for rations, clothing, fuel, etc.; the salaries and wages of gaol officials have increased to a small extent.

Before a proper comparison of the expenditures of one year with another can be instituted, it will be necessary to insert a table exhibiting the aggregate days' custody of the prisoners during a series of years. The following summary gives this information :—

	No. of Prisoners committed.	Days' custody of Municipal Prisoners.	Days' custody of Criminals supported by the Province.	Total days' custody of all Prisoners.
1872.....	6,958	128,305	64,945	193,250
1873.....	7,877	142,902	69,498	212,400
1874.....	9,488	153,814	66,786	220,600
1875.....	10,073	170,142	65,828	235,970
1876.....	11,236	209,416	82,109	291,525
1877.....	13,481	208,206	73,322	281,528
1878..	12,030	209,786	78,439	288,225
1879.....	11,220	181,301	70,778	252,079

* Until 1874, the accounts kept did not distinguish between the cost of the various services, but only gave the entire cost of maintenance.

The figures in this table shew that the aggregate period of custody is not always influenced by an increase or decrease in the number of prisoners committed, but is governed by the length of time they were detained in Gaol; thus in 1877, when the greatest number of commitments, viz., 13,481, was made, the aggregate period of custody was 281,528 days, whereas in the year preceding, when only 11,236 prisoners were committed, the aggregate custody was equal to 291,525 days. Again in 1878, the number of committals was 12,030 and the aggregate period of custody was 288,225 days. Last year, not only was the number of committals very largely reduced, but the aggregate period of custody shews a corresponding decrease. This is the chief cause of the reduced cost of food and clothing, these being the only items of gaol expenditure which are affected by a decrease in the gaol population. The same number of officials have to be employed, and the gaols have to be heated, lighted and cared for at very much the same expense, whether there be a greater or a smaller number of prisoners in custody. Of the 11,220 prisoners committed during the past year, 2,774 were charged with indictable offences, and consequently the cost of their support had to be paid out of the Provincial Treasury, while 8,446 prisoners were maintained by the respective counties.

The aggregate days' custody of these two classes of prisoners was as under:—

2,774 criminal prisoners remained in gaol.	70,778	days.
8,446 municipal " " "	181,301	"
<hr/>	<hr/>	
11,220 prisoners of both classes " "	252,079	"

From the above figures it would appear that the average period of the custody of criminal prisoners was 25.51 days of municipal prisoners 21.46 days, and of both combined, 22.46 days.

It is further shewn that the cost of maintaining each prisoner was \$10.90, as compared with \$10.89 in the preceding year, and that the daily cost per prisoner, for food, clothing, fuel, light, salaries, repairs, etc., was 48 cents.

SEPARATE REPORTS UPON COMMON GAOLS.

BARRIE GAOL.

<i>Prisoners committed during the year</i>	492
<i>Greatest number confined at any one time</i>	56
<i>Number of re-committals</i>	94
<i>Total cost of maintaining Gaol</i>	\$4,232.14

Two statutory inspections were made of this Gaol during the official year. On the first occasion, 20th March, I found 26 male and 5 female prisoners in custody, no less than 6 of whom were of unsound mind. Of these latter, 5 were fully certified to be insane. Three of them were epileptics, who it was not likely would be cured in an asylum, but, in view of the crowded state of the Gaol, I recommended their removal to the Hamilton Asylum, with the other 2 lunatics, in whose cases the papers were complete. Of the remaining prisoners, 8 men were waiting trial for some of the most serious offences known to the law, including murder, rape, arson and forgery, all the rest were under sentence for various offences. One of the latter was sentenced direct to the Central Prison; but was certified by the Gaol Surgeon to be unfit for hard labour owing to heart disease. The Sheriff was requested to report to me whether His Honour, the Judge, had been informed of the prisoner's physical condition before passing sentence on him, as suggested by the circular of the Attorney-General.

I found that a strange custom prevailed here in the commitment of tramps, as the Mayor had given the Gaoler a general order to receive all vagrants, who might present themselves after nightfall, and to discharge them in the morning. As I was not aware of any law authorizing such a procedure, I brought the matter to the attention of the Attorney-General, who decided that it was illegal.

A short while before my visit a woman had been committed to the Gaol for the purpose of being "*confined*." It was evident from the uses made of the Gaol that the establishment of a Poor House in the locality was a necessity.

All the sentenced prisoners were clothed in a prison dress, but some of the trousers were not of the regulation make. The male prisoners were employed in cutting wood, and I was glad to learn that the Council had ordered a quantity of stone, so that the prisoners might be kept at work breaking it.

The new water-closets were in use and appeared to be safe in construction.

I was informed that an application had been made to the County Council for an increase to be made to the Turnkey's salary, then only \$300 per annum, which was altogether insufficient, considering the arduous and responsible duties of the position. I therefore, in accordance with the terms of the Municipal Act, directed the Sheriff to request the County Council to increase the salary to \$350. This request was subsequently complied with.

My second visit to the Gaol was made on the 7th May. The place was found in good order. The attention of the County Engineer was called to the facility afforded for escape by reason of the proximity of the windows to the north-west angle of the men's working yard, and a suggestion made that the yard wall should be sloped to the eaves of the building from a point ten feet off, and a projecting iron screen placed at the top of the angle.

Fourteen men and 2 women were in custody, of whom 3 were lunatics, 5 were waiting trial, and the rest were under sentence.

BELLEVILLE GAOL.

<i>Prisoners committed during the year</i>	168
<i>Greatest number confined at any one time</i>	25
<i>Number of re-committals</i>	51
<i>Total cost of maintaining Gaol</i>	\$2,308.05

Statutory inspections of this gaol were made on the 18th February and 10th April.

At the time of the first visit, the gaol was generally in good order, except that the floors in one of the corridors and the kitchen were very dilapidated. I recommended that they should be relaid with hardwood.

The stock of bedding and clothing was reported to be sufficient, but an additional supply of boots was required. The Sheriff was instructed to obtain the sanction of the Council to make up the deficiency.

The books of record were examined and found to be fairly well kept. A decrease in the number of commitments, as compared with the previous year, was shewn. As a dietary book was required, I forwarded one of a proper pattern.

There were 15 prisoners in confinement, of whom 10 were men and 5 women. Of the former, 2 were waiting trial for rather serious offences, 1 was under sentence to a year's imprisonment in the Central Prison, and the rest were under sentence for vagrancy and drunkenness. The women were all under sentence for vagrancy and prostitution, except one, certified to be idiotic, and waiting removal to an asylum. One of the women under sentence also appeared to be of unsound mind.

The females were working in the laundry, but the males were quite idle. Authority was granted to employ the latter at extra-mural labour on the understanding that the terms set forth in the "Supplementary Gaol Regulations" should be adhered to.

At my second inspection, I found all parts of the gaol in their usual excellent condition of order and cleanliness. The attention of the County Council was again called to the defects referred to in the report of my previous visit.

The gaoler was desired to have the yard cleaned up and put in order.

Nine prisoners were in custody, none of whom were criminals. Only 31 prisoners had been committed to gaol during the quarter ending 31st March, being fewer than in any corresponding period for many years past.

BERLIN GAOL.

<i>Prisoners committed during the year</i>	150
<i>Greatest number confined at any one time</i>	21
<i>Number of re-committals</i>	43
<i>Total cost of maintaining Gaol</i>	\$1,941.50

Inspections were made of this gaol on the 15th January and 1st August. On the first occasion I entered the following minute in the report book:—

"The Inspector visited the Berlin Gaol to-day. As the gaoler has been furnished with a good roomy house, it was expected that an entire separation of his household affairs from the gaol proper would be found. This, however, was not the case. The iron-grated door leading into the gaol was open, and the pas-

sage to the gaol kitchen used as a thoroughfare; the office corridor was used for drying clothes; and a trunk belonging to a member of the gaoler's family, was in one of the cells. The Sheriff was requested to see that a complete stop was put to such proceedings, that the door leading into the gaol was always kept locked, and that no one but the gaoler, turnkey and matron entered the gaol. A sentenced female prisoner was also found in the gaol kitchen, with the door leading into the yard open. With such carelessness prevailing, it is no cause for wonder if prisoners walk away from custody. The door just referred to must be locked, and the key kept in the possession of one of the gaol officials. The water required for the gaoler's house, until a well is provided in his own yard, must be brought in at stated periods with that required for the prison purposes, when one of the officials must be present, and must lock the yard door immediately after the water is drawn. The escape which took place a few days ago was attributable to careless watching, or no watching at all, on the part of the turnkey, when the prisoner was sent to the well in question.

"The condition of the gaol in respect to order and tidiness is only fair, although everything is clean. The bedding is barely enough for the requirements. Some strong dark coverlets are also needed for the beds. There is a sufficient stock of gaol clothing. The woodwork of the gaol wants painting, which might well be done by prison labour.

"The Inspector finds 12 prisoners (8 men, 4 women,) in custody. One of the men is certified to be insane, and will be removed to an Asylum as soon as the necessary papers are sent to the Provincial Secretary. The Sheriff is requested to report upon the ability of the man's relatives to pay for his maintenance in the Asylum. Of the remaining prisoners, 3 of the men and 3 of the women are in custody under the Vagrancy Act, and 2 men for desertion. The rest are under sentence. The women are kept at work, but the men are idle. It is strongly recommended that a quantity of stone be obtained in order that the male prisoners may be employed in breaking it."

At the time of this visit I also made inquiry into the escape, on the 9th December, 1878, of a prisoner named James Rogers. The particulars are detailed under the heading of "Escapes," in a preceding portion of the Report.

Mr. Hayes made the second inspection and reported as under:—

"I have the honour to state that, in accordance with your instructions, I visited the Berlin Gaol on the first August, finding 6 males and 1 female in custody. Five of these prisoners were under sentence for short terms for drunkenness and larceny, and 2 were waiting trial for forgery and throwing stones at a train.

"I examined the books, the Register is correctly but not neatly kept, the Surgeon's diary shews that the official just named gives much attention to his duties. As no dietary book was in use, one of the regulation pattern has been forwarded.

"There was said to be enough clothing in stock, but no boots. As prisoners have complained of being obliged to wear their own boots, and as brogans comprise part of the regulation suit of uniform, the Sheriff was requested to send an order to the Central Prison for the requisite number of pairs.

"The gaol was clean throughout, but not quite as tidy as might be. Property belonging to the gaoler was kept in one portion of the gaol structure. Instructions were given to entirely abandon this practice.

"The heating apparatus of the gaol was said not to have given satisfaction. The Sheriff was, therefore, requested to report the matter to the County Engineer, so that the defects might be remedied before winter.

"In going through the cells, a box of matches was found under the bed in

one of them. In explanation of this, it was stated that the prisoner occupying the cell had been ordered by the Surgeon to smoke a pipe before going to bed, but no such order was found to be entered in the Surgeon's book. The gaoler was instructed not to act on verbal orders, especially of such a character, but to request the Surgeon to record them in the proper place.

"A new turnkey has lately been appointed—he appears to be very young and slight for such a position."

BRAMPTON GAOL.

<i>Prisoners committed during the year</i>	391
<i>Greatest number confined at any one time</i>	33
<i>Number of re-committals</i>	110
<i>Total cost of maintaining Gaol</i>	\$1,896.93

I made a statutory inspection of this gaol on the 14th January, when I found in confinement 21 prisoners, 16 of whom were men and 5 women. Four of the number were of unsound mind, viz.: 2 men and 2 women. One of the former was idiotic and was waiting removal to the Orillia Asylum; the transfer of the other to the Toronto Asylum had just been recommended. The Sheriff was requested to obtain the signatures of the lunatic's relatives to a bond for the payment of his maintenance. The women were both certified to be insane, and were waiting for the opening of the new wards in the Hamilton Asylum, to which place I intended to recommend their removal. The remaining prisoners were in custody for vagrancy, except 3 males charged with larceny, drunkenness and carrying fire-arms, respectively. The number of commitments for vagrancy was somewhat reduced as compared with the previous winter. All the sentenced prisoners were kept at work breaking stone and cutting wood. The condition of the gaol was satisfactory, neatness and order prevailing. The plaster and some portions of the ceilings required mending, and I gave instructions for the gaol to be whitewashed twice a year in future, instead of once only. The stock of bedding and clothing was reported to be sufficient. The Sheriff was reminded that the next supply of clothing should be obtained from the Central Prison, in order that the regulation for uniformity of gaol garb might be complied with. I suggested, for the consideration of the County Council, the desirableness of erecting a shed, for wood, in the centre of the working-yard. The Gaol Surgeon having recommended that a wire guard should be placed round the stoves, as a precaution against accidents happening to lunatics, I concurred in the recommendation, so far as two wards were concerned.

The various books were found to give all the requisite information.

BRANTFORD GAOL.

<i>Prisoners committed during the year</i>	238
<i>Greatest number confined at any one time</i>	31
<i>Number of re-committals</i>	167
<i>Total cost of maintaining Gaol</i>	\$3,263.18

The first inspection of the Brantford Gaol, during the official year, was made by me on the 20th December, when, as a general thing, the premises were found in very fair order. The bedding was neatly made up, except in the lower corridors. I found that in the female wards, the cell doors were left open during the day. I instructed the matron to have them locked each morning, directly the cells were cleaned up for the day. Bread was found lying about in the upper

corridor. I pointed out that all leavings should be taken away after each meal. I also directed that the gaol stoves should be well black-leaded, as there were plenty of idle men to do the work.

There were in custody, 12 men, 6 women and 1 child. Of these prisoners, 7 were under sentence for drunkenness, 4 for vagrancy, 1 for assault, and 3 for larceny. Of the remainder, 1 was in custody for want of sureties, 1 was waiting trial, and 1 was the idiot boy referred to in previous minutes, and who had to remain in gaol, as no room could be made for him in the Orillia Asylum. One of the male prisoners was found to be working in the kitchen with a female, without any officials being present. I ordered this to be discontinued at once. Some of the sentenced prisoners were not dressed in the gaol uniform. The gaoler was instructed to see that as soon as a prisoner received sentence and was returned to the gaol, he was clothed in the proper garb.

I made a second inspection of this gaol on the 16th October, when 18 men and 8 women were in custody. Eleven of the males were in one corridor containing only four sleeping cells, 9 of the prisoners being in three of the cells, respectively, and 2 in the remaining one. As there were a large number of vacant cells in the lower corridor, there was no necessity for crowding prisoners together in this way, even if no violation be done to the rules of classification. The gaoler was instructed to see that, in future, whenever the accommodation of the gaol would permit of it, each prisoner should have a separate cell.

I regretted to find that no hard labour was provided, at which to keep the sentenced prisoners employed, and the Sheriff was requested to bring to the notice of the County Council, the desirableness of furnishing stone to be broken.

The female prisoners are kept pretty well employed in the laundry and kitchen, and in sewing and mending.

Some addition to the stock of gaol clothing was required, and the Sheriff was requested to make requisition for what was lacking.

The condition of the gaol was in all respects commendable.

I examined the plans which had been prepared for improving the entrance to the gaol. Considering that the work could be carried out for a very small sum, I strongly pressed upon the Council the desirableness of proceeding with it at once.

BROCKVILLE GAOL.

<i>Prisoners committed during the year</i>	237
<i>Greatest number confined at any one time</i>	34
<i>Number of re-committals</i>	122
<i>Total cost of maintaining Gaol</i>	\$2,548.70

Inspections were made of this gaol on the 15th April and 27th September. On the first occasion, I found the gaol in a most satisfactory state as regards cleanliness and order. Its internal appearance had been much improved by the painting of the woodwork. The cells were tidily kept and well aired. The bedding was clean, and the beds were neatly made up.

The gaol records were examined and found to be well and neatly kept, but I observed that prisoners detained on remand were again entered in the Register when fully committed. I gave instructions for this practice to be discontinued, as it gives an erroneous record of the number of prisoners. The punishments were few and appeared to be within the regulations.

There were 25 prisoners in custody, 15 males and 10 females. Of these, 1 man and 2 women were charged with child murder, 1 man with wounding, 1 with obtaining money under false pretences, 1 with contempt of court, 2 were de-

tained for want of sureties, 6 had been committed as lunatics, and the remainder were under sentence chiefly for vagrancy and drunkenness.

Four of the persons committed as dangerous lunatics were still undergoing observation. Two of them appeared to be harmless and homeless old persons, who should have been cared for by the municipality. Of the other two, one was apparently recovering her sanity, but the other was quite insane. There were also two lads in custody certified to be idiotic, but for whom there were no vacancies in the Orillia Asylum. These idiots, however, were subsequently transferred to Hamilton Asylum.

At the time of the second visit thereto, I again found the gaol to be in a commendable state of cleanliness and good order.

A sufficient supply of bedding and clothing was reported to be in store.

Only 13 prisoners (6 men, 7 women,) were in custody. One of the females had been committed as insane and was one of those in the gaol at the time of my previous visit, but the examining authorities disagreed as to her condition. I therefore instructed the Sheriff to arrange for another examination, and if they again disagreed, to discharge the prisoner. One woman, under sentence for larceny, was, by order of the Judge, kept in solitary confinement.

The commitments to the gaol up to the date of inspection numbered 227, as compared with 269 in the corresponding period of last year.

I regret to have to record the death of Dr. Morden, who occupied the position of Gaol Surgeon during the past fifteen years. An examination of the visiting book shewed that his successor makes frequent visits and gives good attention to his duties.

CAYUGA GAOL.

<i>Prisoners committed during the year</i>	71
<i>Greatest number confined at any one time</i>	15
<i>Number of re-committals</i>	33
<i>Total cost of maintaining Gaol</i>	\$1,766.94

Inspections were made of this gaol on the 7th January and 18th June. On the first named date, I found the condition of the gaol, in respect to order and cleanliness, to be in the highest degree commendable, and evidences of good management and discipline to be in existence. The new prison garb was in use. There was barely sufficient bedding on hand for the wants of the gaol. The Sheriff was requested to make a requisition upon the Council for coarse dark rugs to cover the beds, in order to preserve the blankets from dirt and dust and to give a neater appearance to the cells. I pointed out that it would be well to get an iron bedstead for each cell. In order to prevent communication between the upper and lower corridors by passing things down with a string, it was recommended that a wire netting should be placed between the glass and the iron bars of the four windows looking into the well-hole. The heating and ventilation of the gaol were excellent.

At this visit 11 prisoners, only 1 of whom was a woman, were found in custody. The female was a poor blind old woman, committed as a vagrant. Six of the male prisoners were waiting trial for very serious offences, namely, 4 for house-breaking and shooting, and 2 for rape. Two of the first named had the appearance of professional criminals. One man was under sentence to the Penitentiary for ten years and was waiting removal thereto. The Sheriff was requested to explain why effect had not been given to the sentence. The remaining prisoners were under sentence for short periods and minor offences.

The various books of record were examined. The Register was well and

properly kept. The Physician's book shewed that frequent visits had been paid, and that a careful supervision was had by him over the sanitary affairs of the gaol. The dietary regulations continued to be observed.

I instructed Mr. Hayes to make the second inspection. His report to me reads as follows:—

"I have the honour to state that, in accordance with your wishes, I visited the Cayuga Gaol on the 18th June. There were then 5 male prisoners in custody, all under sentence for minor offences and short periods, except 1 man sentenced to the Central Prison for six months.

"The books were examined by me. No dietary record being kept, a proper form of book has been forwarded.

"Iron bedsteads have been furnished for all the cells except four. I requested the Sheriff to ask the Council to supply this additional number.

"The Gaoler reported that the well in the yard is liable to run dry in the hot weather. As it is of great importance that a plentiful supply of water should be provided, a recommendation was made that the County Council should take steps to remedy this serious defect.

"All parts of the gaol were in good order. The prisoners are kept at work cutting wood."

CHATHAM GAOL.

<i>Prisoners committed during the year</i>	163
<i>Greatest number confined at any one time</i>	22
<i>Number of re-committals</i>	34
<i>Total cost of maintaining Gaol</i>	\$2,714.79

During the official year inspections were made to this Gaol on the 30th December, 1878, and 30th July, 1879. On the first occasion the following record was entered by me in the Minute Book:—

"The Inspector on visiting this gaol to-day finds in custody 8 men and 1 woman. Two of the former are committed as lunatics, of whom one is certified to be insane, his removal to the London Asylum will be recommended; the other, whatever his state of mind may have been at the time of committal, is certainly not now a proper subject for an asylum, and he should be discharged from custody under the provisions of the statute. Of the remaining male prisoners, 5 are under sentence, and 1 is in custody as a fraudulent debtor. The female prisoner, who is under sentence for larceny, is evidently weak-minded, and to a certain extent morally irresponsible.

"The condition of the gaol is very satisfactory. The corridors and cells are clean and neat, as is also the bedding.

"An examination of the books shews that no punishments have been recorded since the 5th September, and that the Gaol Surgeon makes frequent visits. No change has been made in the method of supplying medicines for the prisoners. The Gaol Surgeon is requested in future to make requisitions upon the Chairman of the Gaol Committee for what is required. The dietary regulations are not yet complied with, but it is stated that steps are about to be taken to do so. As a dietary book will have to be kept, one of a proper form will be furnished.

The second visit to this gaol was made by Mr. Hayes. His report is given hereunder:—

"According to your directions, I inspected the Chatham Gaol on the 30th July. An examination of the books was made. The Register is well and correctly kept, except that it had not been balanced off at the end of last official year. The gaoler was requested to do this in future. The Dietary Book is properly entered

up, but the system of allowing the gaoler fourteen cents per day for the rations of each prisoner is still in force; although the County Council have been repeatedly asked to do away with this objectionable practice, and to conform to the rule now established in every other gaol. The Surgeon is also still required to furnish his own medicines, as the Council refuse to supply them.

“Six men and 2 women were in custody. One of the men was waiting trial on a charge of stabbing, the rest of the prisoners were under sentence for such offences as larceny, drunkenness, keeping a house of ill-fame, etc.

“The Gaol throughout was in most excellent order, and very neat and clean. The floors and other woodwork had just been painted and the walls whitewashed, the work having been done by prisoners, for whom no labour is provided beyond keeping the gaol and grounds in order.

“I requested the Sheriff to bring to the notice of the Council, the desirableness of substituting strong iron bedsteads for the wooden ones now in use, as they can hardly be kept free from vermin.

“A few pairs of boots were required. The Gaoler was directed to make a requisition upon the Sheriff for the needful number.”

COBOURG GAOL.

<i>Prisoners committed during the year</i>	149
<i>Greatest number confined at any one time</i>	18
<i>Number of re-committals</i>	46
<i>Total cost of maintaining Gaol</i>	\$3,663.00

I made an inspection of the Cobourg Gaol on the 4th December, 1878, when it was in a well kept and orderly state. The want of lime-washing, previously complained of, had been remedied, greatly to the improvement of the appearance of the walls. The bedding and clothing were sufficient for the wants of the gaol. No action had been taken to carry out the improvements, which I had recommended should be made to the structure. I expressed the hope that the new Council would take steps to commence the work in the early part of the ensuing year.

There were 14 prisoners in custody, 11 men and 3 women. The causes of commitment were chiefly drunkenness and vagrancy. Three prisoners were waiting trial, one was on remand, and the rest were under sentence. No complaints were made.

The second statutory inspection during the year was made by Mr. Hayes on the 12th August. The following is a copy of his minute:—

“I have the honour to report that I visited the Cobourg Gaol on the 12th August, having received instructions from you to that effect.

“There were 8 male and 3 female prisoners then in custody. Of these, 5 of the men and the 3 women were under sentence for larceny, drunkenness and kindred offences; 2 men were waiting trial, and 1 man had been committed as a lunatic.

“The gaol throughout was clean and in good order, but as far as structural arrangement is concerned, it is as defective as ever, as the Council for the United Counties of Northumberland and Durham have declined to take any action towards improving the gaol accommodation, until the result of the movement now on foot for the separation of the Counties is known.

“Since your last inspection, new flooring has been laid in some places, and improvements made in the water-closet arrangements. An order has also been given for some painting to be done in the interior of the gaol, and a contract is

about to be let for the painting of the exterior thereof. I pointed out to the Council, through the Sheriff, the desirableness of whitewashing the walls of the entrance hall and wash-room, as they were in a very dirty state, making the place look more gloomy than ever.

“There was sufficient regulation clothing in stock, but some more blankets may be required for use in winter. It was also recommended that the Council should order the purchase of some cheap coloured quilts, in order to preserve the blankets and to give a greater air of neatness to the cells.

“The yards were in good order. The only work done is cutting wood and cleaning the gaol.

“The books were examined. The register is very well and neatly kept. I am glad to be able to report that the number of commitments to this gaol during the present year have decreased in number, as compared with the corresponding period of last year. As a dietary book was required, one has been sent. The Gaol Surgeon’s book contains entries of frequent visits.”

CORNWALL GAOL.

<i>Prisoners committed during the year</i>	86
<i>Greatest number confined at any one time</i>	12
<i>Number of re-committals</i>	25
<i>Total cost of maintaining Gaol</i>	\$1,854.50

I inspected the above-named gaol on the 14th April, on which day there were 8 prisoners in custody, no less than 5 of whom were persons of unsound mind. Of these only 3 were likely to be benefited, mentally, by asylum treatment, and their removal to an asylum was, therefore, recommended. The Register shewed that as many as 9 lunatics had been committed to this gaol during the preceding three months. Of the other 3 prisoners, 2 were under sentence for larceny and drunkenness, respectively, and the third was waiting trial for horse-stealing.

The condition of the gaol was, on the whole, satisfactory. There was a sufficient amount of bedding in stock, but some more articles of prison clothing were required, and for which the Sheriff was requested to send an order.

The various books were examined, and found to give all the information they are designed to afford.

I again inspected the Cornwall Gaol on the 23rd September, finding it well kept, both as regards the interior of the structure, as well as the yards. The defect spoken of, on former occasions, of allowing the Turnkey’s family to use the airing-yard, in common with the male prisoners, still exists, as the Council refuse to provide a remedy. Should escapes result from this neglect, the responsibility must be borne by the Council.

There were 6 prisoners in custody, 5 men and 1 woman. The latter had been committed as a lunatic, but had not then been examined. One of the males was an idiot boy, whose removal to the Hamilton Asylum had been recommended. Of the rest of the prisoners, 1 was waiting trial for murder, 1 one was held for debt, under *capias*, and 2 were under sentence for drunkenness.

CODERICH GAOL.

<i>Prisoners committed during the year</i>	125
<i>Greatest number committed at any one time</i>	28
<i>Number of re-committals</i>	41
<i>Total cost of maintaining Gaol</i>	\$2,301.64

The first inspection during the year was made by me on the 16th January, when I recorded the following minute, in the book kept for that purpose:—

“The Inspector finds in custody 12 prisoners, 10 men and 2 women. One of the latter is certified to be idiotic, and as there are no vacancies in the Orillia Asylum, room will have to be obtained for her elsewhere. The other is a girl, who was brought to Canada by Miss Rye some seven years ago, and has now fallen into vicious habits. Of the male prisoners, 4 are waiting trial (1 for burglary, 1 for forgery, and 2 for larceny), 3 are under sentence for vagrancy, and 3 for other offences. Two of the vagrants have been in gaol residence during the three preceding winters, having no homes and being physically unfit to work. The County should make other provision for such cases. It is noticed that 2 of the prisoners waiting trial are clothed in gaol dress, contrary to regulations, but in accordance with their own request. The condition of the gaol is fairly satisfactory, although dusting and cleaning are not well looked after. The stock of bedding and clothing is reported to be sufficient. After the beds are made up in the morning, the cells should be locked.

“The structural condition of the gaol is the same as when last visited. The matter will again be brought to the attention of the County Council.

“The register is neatly kept, but there are some mistakes in it.”

I again visited the Goderich Gaol on the 30th April, chiefly for the purpose of making an official enquiry into the circumstances attendant upon the escape of 3 prisoners. The result of my investigation is detailed in a foregoing portion of this report.

At the same time I again brought to the notice of the Council the structural defects in the Gaol, which had assisted the prisoners in effecting their escape. The most serious defect is what was at one time looked upon as structural perfection, namely, the radiation of the wards from a common centre. The principle is faulty and exceedingly insecure, inasmuch as it affords such a number of rooms, nooks, angles and yards, where plotting and scheming amongst the prisoners can be carried on with much greater impunity, and to a larger extent than in a gaol constructed on modern principles, where skulking places are reduced to a minimum. Inasmuch, however, as this defect could only be remedied by entire reconstruction, at a very great expense to the County, the best will have to be made of the present structure, and therefore the following alterations and additions were recommended:—

1st. The erection of a new wing to provide accommodation for the number of prisoners frequently in custody, and for their proper classification.

2nd. The increasing of the number of bars in the cell and corridor gates, and the placing of Scandanavian pad-locks on all doors and gates.

3rd. The heating of the gaol by a hot air furnace, so as to do away with the large number of stoves now in use, affording hiding places for tools and other contraband articles, and also in order to effect a saving in the cost of heating the gaol.

4th. The placing of the iron angle coverings in the yards from wall to wall, according to the instructions previously recorded by me.

I also pointed out that if the wing be erected, a water-closet must be attached to each ward, so as to obviate the necessity of letting prisoners out into the yards to use the privies therein.

I also laid down the following instructions for the guidance of the official in certain branches of gaol management, in which great laxity had been shewn, viz. :—

That every prisoner on being brought into the gaol should be searched, and that the cells, and the bedding therein, should be frequently examined and at irregular intervals.

That no prisoner should be allowed to see or to communicate with his friends (except his clergyman or counsel), save in the presence of an official, and during certain hours.

That the keys of the male wards should, during the day, be in the continuous possession of the Gaoler or Turnkey, and of the female wards in the keeping of the Matron. That at night they should be locked up in the bedroom of one or other of these officials, that on no account should they be left in the prison doors or gates, and that on no pretence whatever should the keys be allowed out of the possession of the gaol officials.

That prisoners when admitted into the yards, either for airing, work, or any other purpose, should be constantly watched by a gaol official.

At the time of this visit there were 12 prisoners in custody, 2 of whom were insane.

GUELPH GAOL.

<i>Prisoners committed during the year</i>	180
<i>Greatest number confined at any one time</i>	28
<i>Number of re-committals</i>	39
<i>Total cost of maintaining Gaol</i>	\$2,852.36

Two inspections were made of this gaol during the year. The first one was on the 15th January, when I found the gaol to be generally neat and orderly. Clothing for sentenced prisoners was in sufficient supply, but not of the regulation kind. The Sheriff was requested to obtain the consent of the Council for the purchase of suits of the proper pattern, when a renewal of the stock was needed.

There were 12 men and 3 women in custody. Of the former, 9 were in under sentence for vagrancy and minor offences, 2 were waiting trial, and 1 was detained for want of sureties; of the latter, 1 was in custody for contempt of the Court of Chancery, and the other 2 for vagrancy. Most of the sentenced male prisoners were stout, able-bodied men, who were in almost complete idleness, as the cutting of a little wood was all they had to do. It was much to be regretted that the Council would not provide work of a "hard" nature for these men to be employed at. Breaking stone, even if it does not yield much revenue, is the best kind of work for such prisoners.

The books were examined. The Register was found to be neatly and correctly kept. The Surgeon's book indicated that frequent visits were paid by that official. No punishments were recorded.

As no dietary book was kept, I had one forwarded to the Gaoler.

The second inspection was made on the 18th October. There were then 17 prisoners (14 males and 3 females) in custody. One of the women had been committed as a lunatic on the 18th July, but had not been certified to be insane, the Gaol Surgeon being of opinion that she was of sound mind. I requested the Sheriff to have the case fully inquired into by the examining authorities, and if they came to the conclusion that the woman was sane, to discharge her from custody, under the provision of Cap. 220, Sec. 29, of the Revised Statutes of Ontario.

The female prisoner referred to in the previous report, who was committed for contempt of the Court of Chancery, was still in custody. Her case had been referred to by the Grand Jury at the recent Assizes, also by the presiding Judge, and the remarks then made were brought by me to the notice of the Attorney-General.

One of the male prisoners had been arraigned at the Assizes upon a charge of murder, but had been acquitted on the ground of insanity. His removal to the London Asylum was at once ordered.

The Gaol throughout was clean and orderly, and the yards were well and neatly kept.

The stock of clothing required replenishing, and the Sheriff was requested to order twelve suits of the regulation pattern.

I recommended for the consideration of the County Council, the purchase of a few dollars' worth of good reading matter of an instructive character, for use by the prisoners.

HAMILTON GAOL.

<i>Prisoners committed during the year</i>	881
<i>Greatest number confined at any one time</i>	82
<i>Number of re-committals</i>	495
<i>Total cost of maintaining Gaol</i>	\$6,397.61

I inspected this gaol on the 7th January, and made the following entry in the minute book:—

“The Inspector, on visiting the Hamilton Gaol to-day, finds it in the highest condition of order and cleanliness and a model of good management. The rules and regulations are adhered to, and strict discipline prevails in every department.

“The register is well kept. It would seem by the Physician's Diary, that in compliance with the by-laws, he makes more frequent visits than formerly. The punishments have been few. The dietary book is systematically kept. The bedding and prison clothing are in sufficient stock to meet requirements.

“There are only 50 prisoners in confinement, of whom 26 are males and 24 females. Two of the latter are the children of a woman under sentence for keeping a house of ill-fame. It is a pity that arrangements could not have been made for their care in one of the many charities in the city. All the other 22 females, except 2, have been committed to this gaol more than once, some of them as often as twenty times. Not less than 11 of them are under sentence for periods of over six months, and are proper subjects for the Reformatory for Females, now being built in Toronto. Of the males, only 1 is under sentence for a sufficiently long term to warrant his transfer to the Central Prison—all the rest are in for short periods. The falling off in the commitment of tramps and vagrants is very marked, and is due, to a great extent, to the fact that hard labour is exacted from the prisoners. The most commendable efforts are made to keep the prisoners constantly employed—the men at breaking stone, cutting wood, etc., and the women in making up and mending clothes, knitting, and other domestic work. Only 3 prisoners are on the sick list, and those for trifling ailments.”

I again inspected the Hamilton Gaol on the 1st September, and at no time since the occupation of the new building, have so few prisoners been found in custody, there being only 15 men and 19 women. This in itself was gratifying, but still more so was the fact that an examination of the register shewed that since the 1st October 1878, the total commitments numbered 805, as against 1,090 during the corresponding period of the previous year.

All the prisoners, except 2, were under sentence, and for short periods, save 5 of the females, who were sentenced to terms of over nine months.

The gaol in all its departments was extremely clean and thoroughly well kept. Its sanitary condition was highly satisfactory, no prisoners being in the hospital. I noted with pleasure that the visits of the Gaol Physician were much more frequent than formerly, and that the regulations in that respect were adhered

to. Such being the case, I stated that I was of opinion that the County Council should increase the salary of the Gaol Physician, the present remuneration being inadequate to the duties performed.

The books were examined. A new register being required, one was forwarded.

KINGSTON GAOL.

<i>Prisoners committed during the year</i>	265
<i>Greatest number confined at any one time</i>	48
<i>Number of re-committals</i>	57
<i>Total cost of maintaining Gaol</i>	\$5,106.40

My first inspection of the Kingston Gaol was made on the 11th April, when I found it, as usual, in capital order.

There were 26 prisoners, 17 males and 9 females, in custody. A marked reduction had taken place in the number of commitments, and the register shewed that not one prisoner had been committed from March 20th to April 9th. Two prisoners were waiting trial, 2 were of unsound mind, and all the rest were under sentence, chiefly for vagrancy and drunkenness.

The records of the Gaol were examined and found to afford all requisite information.

A new wood-shed had been erected and the old dilapidated one removed.

The fact that twenty stoves were in use in the gaol and the gaoler's house, suggested the desirableness of heating the place with steam, hot water or hot air, and I therefore called the attention of the County Council to the matter.

I again inspected the Kingston Gaol on the 8th October.

I found that the recommendation, made in my previous minutes, to heat the gaol with steam, hot water or hot air, had been approved of by the County Council, and that the work of placing hot water heating appliances throughout the gaol and gaoler's quarters was going on. For this reason, the premises were not in their usual good order, although cleanliness was everywhere observable.

The names of 29 prisoners were on the register; viz., those of 14 men, 12 women and 3 infants in arms, who had been committed along with their mothers. The practice of sending infants to this gaol is a common one, and although humane in its object, gives some of the wards the appearance of a poor-house. One insane woman was in custody, who was removed to an Asylum as soon as the papers in her case were completed. All the rest of the prisoners, except one, were under sentence for short periods.

L'ORIGINAL GAOL.

<i>Prisoners committed during the year</i>	19
<i>Greatest number confined at any one time</i>	8
<i>Number of re-committals</i>	2
<i>Total cost of maintaining Gaol</i>	\$1,006.33

I made a statutory inspection of this gaol on the 25th September, when its condition was satisfactory, although its appearance might have been improved by whitewashing the walls and by painting the wood and iron work. The yard walls were being re-pointed. Some of the plaster-work in the corridors required repairing.

The stock of bedding and clothing is sufficient.

Only 2 male prisoners were found in custody, 1 being under sentence for larceny and the other waiting trial on a charge of arson. Only 19 prisoners

have been committed to this Gaol since the 1st of October, 1878, amongst whom there was neither a woman nor a lunatic.

The books were examined, and some directions given to the gaoler as to the proper mode of keeping them.

As no dietary book was kept, I had one sent to the gaol for use.

LINDSAY GAOL.

<i>Prisoners committed during the year</i>	54
<i>Greatest number confined at any one time</i>	9
<i>Number of re-committals</i>	4
<i>Total cost of maintaining Gaol</i>	\$1,485.42

The first inspection of this gaol during the year was made by me on the 23rd January. With the exception of the lower north corridor, which was somewhat untidy, every part of the gaol was found in excellent order. The presence of a prisoner of very dirty habits in the ward referred to, was, no doubt, partly the cause of its untidiness. I again requested the Sheriff to bring under the notice of the Council, the necessity which exists for an addition to be made to this gaol, so that a separate kitchen for gaol purposes, and proper bathing arrangements may be provided.

There were only 7 prisoners in custody, all males, and during the quarter ending 31st December, only 20 had been committed, as compared with 39 in the corresponding period of the previous year. Of the prisoners, 3 were under sentence for vagrancy, 1 for carrying fire-arms, and 1 for larceny; 1 was waiting trial, and 1 was certified to be a lunatic. His removal to the Toronto Asylum was recommended.

Very commendable efforts appeared to be made to keep the prisoners employed in breaking stone. This perhaps accounts for the decrease in the number of vagrants committed.

The books were examined. The register was properly, but not neatly kept. Only three punishments had been recorded since June last. I found that the medicines required for the prisoners were obtained by the gaoler, on the Surgeon's prescription, as recommended by me.

I instructed Mr. Hayes to make the second visit to the Lindsay Gaol. He reported to me as follows:—

“I have the honour to report that I inspected the Lindsay Gaol on the 11th August, arriving at 9.15 p.m., when the prisoners were of course locked up in the cells. Six prisoners (3 males and 3 females,) were in custody, no less than 4 being lunatics. Warrants had issued for the removal of 2 of these persons to the London Asylum, and effect was to be given thereto the next morning. Of the remaining 2, one had not been examined by the proper authorities, and the other had been pronounced insane by the medical men, but had not been examined by the Judge.

“The books were examined. I am glad to be able to report that the commitments to this gaol are still on the decrease. No doubt this is accounted for by the fact that prisoners, when sentenced to this gaol are compelled to work. No dietary book is kept, one should therefore be sent to the gaoler. As the Surgeon's book only contains entries of very few visits during the months of May, June and July, I have asked the Sheriff to obtain and forward to you, for the information of the Government, an explanation of why the regulations regarding the number of visits to be made by the Gaol Surgeon were not complied with.

“The gaol was clean and neat. The air in some places was rather foul, as most

of the windows were closed. The locks on the doors and gates in this gaol are of a common pattern of case lock and can easily be picked. The Sheriff was requested to point out to the County Council the necessity for replacing these locks by ones of a superior and stronger make."

The Gaol Surgeon subsequently explained that for some weeks during the early part of the summer there had been no prisoners in custody, and that occasionally he had omitted to make an entry of his visits to the gaol, but when necessary, he had called once, twice and three times a day.

LONDON GAOL.

<i>Prisoners committed during the year</i>	727
<i>Greatest number confined at any one time</i>	60
<i>Number of re-committals</i>	292
<i>Total cost of maintaining Gaol</i>	\$6,270.97

Statutory inspection of the London Gaol was made by me on the 31st December, 1878.

There were then 40 prisoners (28 men and 12 women) in custody, as compared with 61 on the 31st December, 1877. Five of the prisoners had been in custody since the previous 1st October, all the rest were recent commitments, and were under sentence for short periods, except 4 waiting trial, and 2 detained by *capias*. The females were all employed in knitting, sewing, or some other kind of work, but the males were in idleness. Having regard to the fact that there were a sufficient number of turnkeys to keep proper watch over the prisoners, the Sheriff was requested to instruct the gaoler to have all the idle male prisoners drilled for a space of two hours in the morning and two hours in the afternoon. One lad was under punishment, and two prisoners were ill in bed. The want of an hospital was much felt.

The gaol throughout was found in better order than at the time of any previous visit. There were still a few things required in order to complete the repairs of the gaol.

The register was properly kept. I observed that no entries had been made in the Physician's register since the 4th July, 1878. He was requested to, in future, record every visit paid to the Gaol, and any instructions he might wish to give, either respecting its sanitary arrangements or its inmates. As no dietary book was kept, I promised to have one sent up.

Some little time previous to this visit, I had given authority to the gaoler to use the old north yard, no longer required for prison purposes, intending that he should use it for domestic and kitchen work, but I found that he was using it for a stable and for poultry. This being contrary to regulations, I gave instructions for the removal of all the live stock.

MILTON GAOL.

<i>Prisoners committed during the year</i>	389
<i>Greatest number confined at any one time</i>	52
<i>Number of re-committals</i>	85
<i>Total cost of maintaining Gaol</i>	\$1,192.48

I made an inspection of this Gaol on the 11th January, when no less than 26 prisoners were found in custody, all of whom, except 2 persons of unsound mind, had been committed for vagrancy. These 24 tramps were very nearly all

young, able-bodied men, and capable of performing the hardest kind of labour. In the other gaols of the Province which I had visited up to that time, the commitments of this class of prisoner had been much reduced, but as regards Milton, the reverse was the case. It was very suspicious that so many should have congregated in this gaol, and I pointed out that as these tramps were in custody, they must be immediately placed at breaking stone or cutting wood. To this end, I directed that the sentenced prisoners should first be clothed in the proper prison garb, as required by the regulations, and, as I felt assured that the Council was quite as anxious as the Government to strictly enforce the hard labour sentence, I ordered that twelve suits of clothing should be at once forwarded from the Central Prison. I instructed the Sheriff to see that when the clothing was received, all the vagrants not physically unfitted for hard labour, should be dressed in the same and employed in breaking stone—each man, if possible, being compelled to break a certain quantity daily, or to forfeit his rations.

The Sheriff was requested to make a requisition upon the Council for a sufficient number of straw ticks and coarse blankets, to provide beds for all the prisoners in custody, as I found that there were only twelve beds in the gaol, and that a number of the prisoners had to sleep on the floor without any covering. It was clear, that prisoners who were expected to break stone all day should have a bed, even if a rough one, at night.

The condition of the interior of the gaol was fairly satisfactory, considering its overcrowded state, and the want of proper bedding and furnishings. I pointed out that it would be well to have bell connection between one of the cells in each corridor and the gaoler's bed-room, for use in case of illness. The yard and gaol surroundings were extremely well kept.

The books were examined. As no dietary record was kept, I sent up a proper book. The register had not been balanced off at the close of the official year. The Physician's diary shewed frequent visits.

NAPANEE GAOL.

<i>Prisoners committed during the year</i>	47
<i>Greatest number confined at any one time</i>	12
<i>Number of re-committals</i>	13
<i>Total cost of maintaining Gaol</i>	\$1,743.79

Inspections were made of this gaol on the 10th April and 29th September.

On the first occasion, I made a hurried visit at ten o'clock at night, when the prisoners, numbering 8 men and 1 woman, were locked up in their cells. The idiot boy referred to in previous inspection minutes last year, was still in custody, as no vacancy had occurred in the Orillia Asylum. A young man had just been committed as a lunatic, but had not then been certified to. When I saw him, he was quite rational and free from excitement. I gave instructions for an examination to be made of a vagrant woman, who had been an almost continuous inmate of the gaol for the past seven years, and who was then giving evidences of aberration of intellect. All the other prisoners, save 1 waiting trial, were under sentence chiefly for vagrancy.

The condition of the gaol, judging from its appearance at night, was satisfactory. The air in the corridors was good, and cleanliness seemed to prevail.

The books were examined, and found to be well and neatly kept. The Register shewed a very considerable falling off in the commitments, only 28 having been made since the 1st October, 1878, as against 37 in the corresponding period of the previous year.

As a proper dietary book was not kept, I had one sent to the gaoler.

At my second visit, I found the gaol in excellent order throughout. Only 2 prisoners were in custody. One under sentence for assault, and the other in confinement for want of sureties to keep the peace.

I made enquiry at this time into the circumstances connected with the escape of 2 prisoners from this Gaol on the 3rd August.

The want of iron gratings across the entrance lobbies in the upper corridors, is a source of danger, particularly when important prisoners are in custody, and might result in escapes being effected. The Sheriff was, therefore, requested to make a requisition upon the County Council for these gratings, and it is to be hoped that the Council will at once order the work of putting them in to be proceeded with.

OTTAWA GAOL.

<i>Prisoners committed during the year</i>	691
<i>Greatest number confined at any one time</i>	54
<i>Number of re-committals</i>	147
<i>Total cost of maintaining Gaol</i>	\$5,774.77

I made a statutory inspection of this gaol on the 17th April, when 37 prisoners were found in custody. Of these, 33 were under sentence, 3 were on remand, and 1 was detained as a lunatic, and as the papers in the case were complete, removal to an asylum was recommended. Larceny, vagrancy and prostitution constituted the chief offences of the sentenced prisoners. It was gratifying to note that there was a great falling off in the number of insane persons committed to this gaol. In this respect the County of Carleton was exceptionally favoured, as compared with surrounding counties.

The only hard labour then provided for male prisoners was cutting wood, but stone-breaking was to commence in a month.

The condition of the gaol was highly satisfactory, both in respect to cleanliness and order.

For the consideration of the Council, I suggested that the following structural improvements should be made in the gaol, viz. :—

1st. The removal of the brick arches from the corridors, as they were not required for the purposes of classification, and only furnished a skulking-place for prisoners.

2nd. The removal of the stone wall enclosing the kitchen-yard, so that the whole yard might be viewed from the office window.

3rd. The re-flooring of the closets with hardwood.

I again visited the gaol on the 24th September, passing through every part and finding it in good order, clean and well kept. Its management and discipline were also entitled to commendation.

The stock of bedding was only sufficient for the immediate wants of the gaol, and in order to have a change, and provide for the increased number of prisoners likely to be committed during the winter months, an additional stock of blankets and coverlets would have to be obtained. There were a sufficient number of the regulation uniform coats for sentenced prisoners, but not enough trousers. I requested the Sheriff to send an order for thirty-six pairs, to be made at the Central Prison.

The number of prisoners in custody was somewhat lower than usual, namely : 26 men and 19 women, 1 of the latter being insane.

The Register showed a decrease of about 100 in the number of commitments during the official year about closing, as compared with the previous one.

I saw all the prisoners in custody, many of whom had been frequent occupants of the gaol. Only 10 men were engaged at hard labour, and I regretted to learn that the supply of stone to be broken was about exhausted. I requested the Sheriff to point out to the County Council the importance of providing a fresh supply, as even if the work of breaking it produces no pecuniary profit, its value as a means of punishment to lazy prisoners cannot be over-estimated.

The prison books were examined and found to be properly and nicely kept. The gaoler was instructed to see that for the future the offences for which prisoners were punished, were specifically detailed, it not being sufficient to record that a prisoner was guilty of "insubordination," "disobedience," etc., without giving any further particulars of the offence.

The Surgeon's book shewed that frequent visits were made to the gaol by that official.

OWEN SOUND GAOL.

<i>Prisoners committed during the year</i>	198
<i>Greatest number confined at any one time</i>	68
<i>Number of re-committals</i>	90
<i>Total cost of maintaining Gaol</i>	\$4,301.26

I made an inspection of this gaol on the 13th March, when there were 52 prisoners in custody, of whom 43 were males and 9 females. These 52 prisoners comprised 6 persons of unsound mind, 1 man waiting trial for murder, 7 men and 3 women under sentence for indictable offences, and no less than 35 for vagrancy. The register shewed that during the winter as many as 68 prisoners, chiefly vagrants, had been in custody at one time. As the gaol only contains 32 cells, it has been most difficult to find room for such large numbers of prisoners, temporary beds being made up on the corridor floors and in the dark cell, while of course any attempt at classification was impracticable. The enormous increase in the number of vagrants was chiefly caused by work being stopped on the construction of the Hamilton and North-Western Railway, whereby about three hundred men were thrown out of employment. It is quite clear that some other place than a gaol should be found for such a class as the ordinary routine and discipline of a gaol are very much interfered with, the safe custody of criminal prisoners endangered, and proper classification rendered impossible.

I found that the gaol had even been used for lying-in purposes, as two vagrant women had been "confined" therein, and, with their children, were still in custody. Another family, comprising three young men and a girl, all of whom were afflicted with St. Vitus' dance, were in custody for vagrancy.

As it was most important, in the then crowded condition of the gaol, to remove all the insane persons, I recommended the immediate transfer to the Hamilton Asylum of those in whose cases the papers had been completed, and I urged upon the Sheriff the necessity of having examination at once made of the other cases.

Within a week prior to my visit, the male prisoners had been in complete idleness, but a quantity of stone having been placed in the yard, a considerable number of men were found at work breaking it.

There was a sufficient stock of bedding and clothing to meet the wants of the large population. Of course, under the circumstances, it could not be expected that the gaol should be in a very tidy condition, but fair order prevailed.

The books of record were found to be well kept. The Surgeon's register shewed that very frequent visits were made. There being no dietray book, I had one sent to the gaoler.

I again directed the attention of the Council to the necessity of removing the numerous stoves from the corridors and substituting a furnace. The wood for the stoves being placed at the disposal of the prisoners, night and day, the wards are consequently almost unbearably over-heated. Besides which, the danger from fire is very great.

Mr. Hayes made the second visit to this gaol, and reported to me as under:—

“I have the honour to state that, in accordance with your instructions, I inspected the Owen Sound Gaol on the 7th August. There were then 8 male prisoners in custody, 6 of whom were under sentence, 1 was waiting trial for forgery, and 1 was a lunatic.

“The Sheriff was requested to point out to the Gaol Committee of the Council, the desirableness of carrying out several small works of repairs, such as the re-laying of the floors in some places and the painting of them in others, the mending of the soft-water cistern, and the connecting of the yard privies with the gaol drainage system.

“I was informed that the County Council, at its June session, had decided to act on your recommendation that the gaol should be heated with a hot air furnace. I suggested that the work of putting in the appliances should be at once commenced, as it could be best done while there are but few prisoners in custody.

“It was recommended that the broken stone, then in the working yard, should be removed, so as to make room for a supply of wood and unbroken stone, of which a stock had been purchased by the Council, in order that the prisoners might be kept at work breaking and cutting the same.

“In the gaol kitchen, a sewing machine and other chattels belonging to the matron were found, and it was stated that she used the kitchen for her own domestic purposes, thus causing much inconvenience when male prisoners were employed to do the prison cooking. The necessity for an entire separation of the matron's domestic arrangements from those of the prison, was pointed out to the Sheriff, with a request that he would see that such separation be made.”

PEMBROKE GAOL.

<i>Prisoners committed during the year</i>	54
<i>Greatest number confined at any one time</i>	20
<i>Number of re-committals</i>	19
<i>Total cost of maintaining Gaol</i>	\$1,622.00

I visited this gaol at half-past six o'clock on the morning of the 16th April. Every part of it was perfectly clean and in good order; indeed, in these respects this gaol stands the first in the Province, and its management is equally commendable. The supply of bedding and clothing was said to be sufficient for the wants of the gaol.

The books of record were properly kept, and furnished the requisite information. As a dietary book of the proper form was not in use, I had one sent to the gaol. The Surgeon's register contained entries of frequent visits.

The number of prisoners, viz., 33, committed since the 1st October, was unusually small, and at the time of this visit only 7 men and 2 women were in custody. It was also gratifying to observe the entire absence of lunatics from this gaol, while there are so many in those of the adjoining Counties. Six of the prisoners were vagrants, or rather homeless poor, 3 of them being members of the deaf-mute family referred to in previous minutes.

The endeavour to keep the prisoners constantly employed is a most commendable feature in the management of this gaol, and it was observed that some

cash revenue was derived from the labour, which is a very exceptional circumstance, even in city gaols.

I made a second inspection of the Pembroke Gaol on the 27th September, when I found that it still maintained its previous good reputation.

There were then in custody 5 male and 4 female prisoners. The gaol was clear of all the old resident vagrants except one. The 5 males were all under sentence, and generally for short periods. The 2 deaf-mute girls were still in custody, besides 1 woman waiting trial on a charge of infanticide, and another for concealing the birth of her child. I saw all the prisoners, and received no complaints from them.

The male prisoners were kept employed breaking stone, cutting wood, and other necessary work.

PERTH GAOL.

<i>Prisoners committed during the year</i>	69
<i>Greatest number confined at any one time</i>	19
<i>Number of re-committals</i>	24
<i>Total cost of maintaining Gaol</i>	\$2,353.52

Inspections were made of this Gaol on the 15th April and 26th September.

On the first occasion, a greater number of prisoners were found in custody than at any previous visit, namely, 14 men and 5 women. Four of the number were persons of unsound mind. Of the remaining prisoners, 3 were waiting trial, 2 were debtors committed under *capias*, and 10 were under sentence. Of these latter, 6 were old, helpless vagrants, some of them suffering from loathsome diseases. It is to be regretted that such persons are ever committed to gaol custody.

There was plenty of bedding and clothing in stock.

The books were examined and found to be well kept. A dietary book was sent to the gaol.

The condition of the gaol was, as usual, very satisfactory.

Eleven prisoners were in custody at the time of my second inspection, 8 of whom were males and 3 females. Six of these prisoners had been in custody since the 1st October, 1878, 4 of them being of unsound mind, but quite harmless, 1 was very old and infirm, and not likely to live long; 1 was useful in the gaol as a worker, and only 2 were rather troublesome. As there was plenty of asylum accommodation, the removal of these 2 lunatics was at once effected.

The gaol was in good order and thoroughly clean. Instructions were given to discontinue the practice of keeping the ordinary clothing of sentenced prisoners in their cells. The yards were in a well kept condition.

The Sheriff was requested to make a requisition upon the Central Prison for six suits of gaol clothing.

The books were examined, and verbal instructions given to the gaoler with a view to an improvement in the mode of keeping them.

There appeared to be a slight increase in the number of commitments made to this gaol, during the current year.

PETERBOROUGH GAOL.

<i>Prisoners committed during the year</i>	90
<i>Greatest number confined at any one time</i>	16
<i>Number of re-committals</i>	30
<i>Total cost of maintaining Gaol</i>	\$2,269.22

I inspected this gaol at 7.30 p.m. on the 23rd January, when the prisoners were locked up in their cells for the night. The gaoler being absent, I passed through with the turnkey and matron.

Only 6 prisoners were in confinement, 3 of whom were men and 3 women. Four of the number were in custody for vagrancy, 1 for burglary and 1 for larceny. I found that the number of commitments during the winter had been exceptionally low, and that no lunatics had been in custody since the commencement of the current official year. The only work provided for the prisoners was the cutting of a little wood and the cleaning of the premises. The gaol was only in fair order, although clean throughout. The stock of bedding was ample, but the regulation clothing had not been obtained for the sentenced male prisoners. I requested the Sheriff to get the consent of the County Council for a dozen suits being ordered.

I pointed out that the turnkey's bed-room was altogether too far away from the wards, either for safety or proper supervision, and that, in the reconstruction then going on in the Court House, it would be well to remedy the defect.

The various books were examined, and instructions given regarding the manner of keeping the register.

I instructed Mr. Hayes to make the second inspection of this gaol. He reported to me as under:—

“I visited the Peterborough Gaol on the 11th August, when there were 4 female and 1 male prisoners in custody, all of whom were under sentence for vagrancy.

“The books were examined, and the gaoler was requested to adhere to the instructions previously recorded by you, regarding the proper method of keeping the register.

“The gaol was generally in good order, and cleanliness prevailed. Instructions were given to stop the practice of leaving the cell doors open during the day time.”

PICTON GAOL.

<i>Prisoners committed during the year</i>	93
<i>Greatest number confined at any one time</i>	9
<i>Number of re-committals</i>	35
<i>Total cost of maintaining Gaol</i>	\$1,217.46

Statutory inspection was made of the Gaol on the 15th September, when 3 men and 3 women were found in custody. Of the latter, 2 were under sentence for larceny, and 1 was committed as a lunatic. Although she had been in custody since the 5th August, the papers had not been transmitted to the Provincial Secretary. The Sheriff was desired to send them forward. Of the 3 male prisoners, 1 was waiting trial for horse-stealing, 1 was under sentence for vagrancy, and the third is the man referred to in my minutes of last year, who had been arraigned for wounding and cutting, and acquitted on the ground of insanity. Although he had been in custody for more than a year, the papers setting forth the finding of the Jury had not been sent up, in order that the *fiat* of the Attorney-General might be obtained for the man's removal to an Asylum. The Sheriff was requested to transmit the necessary documents at once, and to see that in future no delay occurred in the completion of papers relating to lunatic prisoners.

The condition of the gaol was very satisfactory, and it was orderly and well kept in all departments. It was suggested for the consideration of the County Council that a wooden partition be placed in the entrance corridor, to more effectually divide the male from the female wards, and also to enable the services of

female prisoners to be utilized in the kitchen and basement. The Sheriff was requested to make a requisition upon the Gaol Committee for five new pad-locks of a proper pattern, and to have a sliding "peep-hole" made in the entrance door of the gaol.

The books of record were examined and found to afford all requisite information. A large increase is shewn in the number of commitments of the current year over that of the past year, vagrancy and drunkenness being the chief causes for which the prisoners were committed.

I again visited the gaol on October 7th, finding 2 men and 2 women in custody. The 2 lunatics referred to in the previous minute had been removed to the Kingston Asylum.

The condition of the gaol was in all respects satisfactory. I learned that the County Council had adopted the recommendation made by me at my last inspection, and that orders had been given to commence the work of carrying them out.

PRINCE ARTHUR'S LANDING GAOL.—THUNDER BAY DISTRICT.

<i>Prisoners committed during the year</i>	126
<i>Greatest number confined at any one time</i>	16
<i>Number of re-committals</i>	15
<i>Total cost of maintaining Gaol</i>	\$2,007.66

I made a statutory inspection of the gaol for the Thunder Bay District, on the 21st July. There were then in custody 6 prisoners, who, with 1 exception, had received sentence for house-breaking and selling liquor to Indians. The exception was a man who had been continuously in confinement for the past two years, first as a lunatic and latterly as a vagrant.

The condition of the gaol was satisfactory. The fact that no escapes have taken place from the gaol during the past year, although more extra-mural labour has been performed than heretofore, indicates great improvement in the disciplinary arrangements.

The prisoners have been kept at work in improving and fencing the government property, and a sufficient quantity of vegetables are raised to supply the wants of the gaol.

The various books of record were examined and found to give all the requisite information, besides being properly kept.

Some articles of prison furnishings, consisting of gaol clothing, leg shackles, handcuffs, and Scandinavian padlocks, were ordered for this gaol.

As the angles in the yard appeared to be unsafe, I authorized the Stipendiary Magistrate to have the fence sloped at the angles against the gaol wall, and the slope spiked with sharp nails.

I found that since the appointment of a Sheriff for the District of Thunder Bay, some little complication of authority regarding Gaol matters, had arisen between that official and the Stipendiary Magistrate. On submitting the question to the Attorney-General, I was informed that as the Sheriff was responsible for the safe custody of prisoners, he must have supervision of the disciplinary affairs of the gaol.

ST. CATHARINES GAOL.

<i>Prisoners committed during the year</i>	131
<i>Greatest number confined at any one time</i>	20
<i>Number of re-committals</i>	9
<i>Total cost of maintaining Gaol</i>	\$3,123.48

I visited this gaol on the 28th December, and entered the following record in the minute book :—

“The Inspector, on arriving at this gaol at 8.30 this morning, finds it in a commendable state of order and cleanliness. The bedding and clothing are in sufficient stock. The floors of the lower corridor have been relaid with hardwood, much to the improvement of its appearance and condition. The Sheriff will be so good as to call the attention of the County Council to the state of the yard walls, which are being injured for want of pointing.

“The various books of record, upon examination, are found to give all the information required, and are also correctly kept. No punishments have been entered since the date of the previous inspection. The gaoler is reminded that deprivations of meals must be entered as punishments. The visits of the Gaol Surgeon are frequent.

“There are 7 male and 3 female prisoners in custody; all the former are under sentence, and, with the exception of an old paralyzed vagrant, are strong, able-bodied men, and are in absolute idleness. As there are two turnkeys on the staff of this gaol, there is no reason whatever why parade drill should not be systematically carried on, and therefore the Sheriff is requested to see that on all days when the sentenced male prisoners are not employed in cutting wood, they be drilled for not less than three hours—an hour and a half in the forenoon, and an equal time in the afternoon. One turnkey should be constantly present, or both if the number of prisoners drilling require it.

“Two of the male prisoners will be removed to the Central Prison.”

I made a second inspection of the St. Catharines gaol on the 29th October, after the prisoners had been locked up for the night. Its condition was satisfactory, and the rules and regulations appeared to be well observed.

There were 14 prisoners, 8 men and 6 women, in custody. Four of the females were certified to be insane, and the removal of 3 of them to the Hamilton Asylum was recommended. The paralyzed prisoner before referred to is still in custody, although the sentence originally passed upon him has long expired. As the gaol is quite unsuited for the care of such a person, I stated that application should be made for his admission to the Home for Incurables in Toronto.

The only work provided for the male prisoners is cutting a little wood. The Sheriff was requested to strongly urge upon the County Council, the importance of furnishing stone to be broken by the prisoners.

ST. THOMAS GAOL.

<i>Prisoners committed during the year</i>	237
<i>Greatest number confined at any one time</i>	31
<i>Number of re-committals</i>	38
<i>Total cost of maintaining Gaol</i>	\$2,492.62

I visited this gaol on the 13th December for the purpose of investigating into the circumstances attendant upon the escape of two prisoners from the male airing yard on the 29th October. Full particulars of the result of my enquiry have been given in a preceding portion of this report.

The condition of the gaol at the time of my inspection was good: cleanliness and order prevailing. There was said to be enough bedding and clothing on hand. There were 8 men and 1 woman in custody. No work was going on. I was sorry to hear that nothing had been done by the County Council, at its late sitting, to provide a gaol kitchen and stores.

In view of certain circumstances which came to light at the investigation before referred to, the Sheriff was instructed to place a new lock on the entrance gate to the female corridor, and to direct the matron to always retain the key in her possession. I also recorded the order that the door leading from the yard for males into that for females, should only be opened by the gaoler, and when the matron is present.

A second inspection of the gaol was made by Mr. Hayes. The following is his report:—

“I have the honour to state that, acting under your instructions, I visited the St. Thomas Gaol on the 29th July. The wards, yards and other portions of the gaol were in fair order, although a little more attention might well be given to keeping the interior of the gaol in a greater state of tidiness. Whitewashing was required in some places, and plastering in others. Iron bedsteads, of a strong pattern, might, with advantage, be substituted for the present make-shift wooden ones. The Deputy Sheriff was requested to bring this suggestion before the County Council.

“Eight male and 2 female prisoners were in custody, of whom 3 were under sentence; 1 was detained for want of sureties, 6 were waiting trial, and 1 (a female) committed as a lunatic. As the papers in her case are complete, and as she appeared to be a proper subject for treatment, I would recommend that her removal to an Asylum be effected.

“The books were examined.

“I learned with regret that four prisoners had, on the previous day, succeeded in making their escape from the gaol, and that so far only one had been recaptured. I requested that a full report might be made to you of the manner in which the escapes took place. The Sheriff and gaoler were both absent at the time of my visit, the latter searching for the three prisoners still at large. The Deputy Sheriff was desired to keep strict supervision over the gaol, and to see that in the event of the recapture of the prisoners, the utmost precautions were taken to retain them in custody.”

A report of my investigation into the escapes referred to will be found under the special heading, in Part II. of this Report.

SANDWICH GAOL.

<i>Prisoners committed during the year</i>	190
<i>Greatest number confined at any one time</i>	22
<i>Number of re-committals</i>	34
<i>Total cost of maintaining Gaol</i>	\$2,343.26

On inspecting this gaol on the 1st January, I found it to be in most excellent condition in all respects. The corridors and cells were scrupulously clean and well aired, and the bedding was all most tidily arranged. The domestic departments were very neatly kept, and the whole appearance of the gaol and its surroundings, at this visit, denoted good management.

Only 11 prisoners were in custody, and an examination of the register shewed a falling off in the number of commitments. Six of the prisoners were males, and 5 females. One of the latter was insane, and was waiting removal to the London Asylum, a warrant for her transfer thereto having been issued. Another of the females, who was under sentence for one year, and had been frequently in gaol before, was, from her ungovernable temper and stubborn disposition, very difficult to manage. When the Female Reformatory is opened, a provision will be made for such cases, but in the meantime, if kindness and

remonstrance fail to make an impression, punishment, within the regulations, must be resorted to. The male prisoners were all under sentence, except one, who was waiting trial for counterfeiting.

I desired Mr. Hayes to visit this gaol during the year. This he did, and made the following report:—

“I beg to report that, acting in accordance with your wishes, I inspected the Sandwich Gaol on the 30th July. I found 13 male and 2 female prisoners in custody. Nine men and 2 women were under sentence, chiefly for drunkenness and vagrancy; 2 men were waiting trial for rape and arson respectively; 1 man was waiting extradition; and 1 man had been committed as a lunatic, but had not then been examined by the authorities. All these prisoners were seen.

“The books were examined and found to be properly kept. Few punishments had been recorded. A dietary book should be supplied, as one has not yet been furnished to the gaoler.

“The gaol premises were thoroughly inspected. Cleanliness and good order prevailed throughout.

“The gaoler suggested for your consideration that the cells should be coated with water lime, so as to entirely fill up the crevices in the brick work, which harbour vermin. The suggestion appears to be a good one, and it might be well to bring it to the notice of the County Council.”

SARNIA GAOL.

<i>Prisoners committed during the year</i>	341
<i>Greatest number confined at any one time</i>	23
<i>Number of re-committals</i>	29
<i>Total cost of maintaining Gaol</i>	\$3,573.15

The first inspection of this gaol during the current year was made by me on the 26th March. Twenty-eight prisoners were in confinement, 26 men and 2 women. Three men were waiting trial, 3 were in custody under *capias*, and 1 in default of bail. All the rest of the prisoners were under sentence for vagrancy, drunkenness, etc. As the gaol only contains sixteen cells for male prisoners, two and sometimes three prisoners were confined in one cell, and, of course, classification existed only in name. It appeared from an examination of the register that the daily number of prisoners had not been below 25 since the 1st January. It is possible that the commitment of tramps and vagrants during that period, may have been abnormally large, but should that class continue to be committed in such numbers, the gaol will have to be enlarged. Under any circumstances, the proximity of this gaol to the frontier will render such a course necessary before long. Since my previous visit, the house for the gaoler had been completed.

Notwithstanding the over-crowded state of the gaol, it was found to be in a well kept and thoroughly clean condition.

The books and records were neatly kept. The visits of the Gaol Surgeon are frequent, and the instructions recorded are explicit, indicating careful attention to duty.

I instructed Mr. Hayes to make the second inspection of this gaol. His report is given hereunder:—

“I beg to state that I visited the Sarnia Gaol on the 31st July, finding it, as usual, in a most satisfactory state of cleanliness and order. The defective floors referred to in a previous report have been repaired. The yards were tidy and the walls well pointed.

“Eight prisoners were in custody, 7 males and 1 female. Of the former, 4 were under sentence, 2 were waiting trial, and 1 was a lunatic, for whose removal

to the London Asylum a warrant had issued. The woman had been committed as a person of unsound mind, but as she only spoke Gaelic, I was unable to converse with her. The papers in her case were not complete.

“The register shewed a decrease in the number of commitments to this gaol from the 30th September last to this date, as compared with the corresponding period in 1877-78.

“Bedding and clothing sufficient for the present wants of the gaol, were reported to be in stock, but some more clothing of the regulation pattern will be required for use during the winter.”

SAULT STE. MARIE GAOL.

<i>Prisoners committed during the year</i>	33
<i>Greatest number confined at any one time</i>	6
<i>Number of re-committals</i>	6
<i>Total cost of maintaining Gaol</i>	\$1,251.98

I made a statutory inspection of the Sault Ste. Marie Gaol on the 18th July, on which day only 2 male prisoners were in custody, both of whom were Indians, and under sentence for larceny. Since the commencement of the official year, only 22 prisoners had been committed to the gaol, all of whom were males, a female not having been in custody for two years.

I informed the matron that her application for an increase of salary could not be entertained, as there was little or nothing for her to do.

The books were examined, and found to be properly kept. The Surgeon apparently does not pay a sufficient number of visits to the gaol, having only recorded four during the past three months.

The gaol throughout was clean. A sufficient supply of prison clothing and bedding was in store.

The following recommendations were made for the consideration of the Honourable, the Commissioner of Public Works:—

- 1st. That the various porches to the entrances to the building be repaired.
- 2nd. That the roof of the wood-shed be shingled.
- 3rd. That two ordinary furnaces be placed in the basement of the gaol and Court House building, for heating the same, and thus obviate the use of ten stoves.

SIMCOE GAOL.

<i>Prisoners committed during the year</i>	145
<i>Greatest number confined at any one time</i>	22
<i>Number of re-committals</i>	22
<i>Total cost of maintaining Gaol</i>	\$1,848.84

This gaol, when inspected by me on the 7th January, was in a clean and orderly condition throughout. The bedding was reported to be sufficient. Prison clothing was required for the sentenced male prisoners, as one of them was wearing his own clothes. The Sheriff was requested to send an order for the requisite number of suits, to be furnished from the Central Prison.

Only 4 prisoners were in custody, 3 men and 1 woman. One of the former was an idiot, for whom room could not then be found in the Orillia Asylum. The others were under sentence for short dates.

The entrance gate to the hospital corridor, as well as one of the cell gates therein, required repairing, as they had been damaged by a lunatic prisoner. The Sheriff was requested to call the attention of the Council to the matter.

The various books of record were examined, and found to be properly kept. A prisoner, named Samuel Lindsay, escaped from this gaol on the 22nd February. Details of the manner in which this escape took place are given under the head of "Escapes," in a preceding portion of this report.

STRATFORD GAOL.

<i>Prisoners committed during the year</i>	201
<i>Greatest number confined at any one time</i>	25
<i>Number of re-committals</i>	65
<i>Total cost of maintaining Gaol</i>	\$2,463.36

Statutory inspection was made of Stratford Gaol on the 15th January. Its condition, so far as order and cleanliness were concerned, was satisfactory. Since my previous visit, the water-closets in the yards had been covered over with frame erections, and I was informed that there were box drains from each to sewage vaults outside the gaol yards. Doubtless this will improve the sanitary condition of the premises, and will overcome, to some extent, the bad smells which formerly existed. A few other much needed minor alterations have been made, but they can only be of temporary benefit to so defective a structure.

Not one criminal was in custody, and the gaol, so far as the character of its inmates was concerned, was to all intents and purposes a poor-house and lying-in-hospital. The 13 inmates (6 men and 7 women) were, with 2 exceptions, vagrants, and most of them physically incapacitated for labour. Two of the females were far advanced in pregnancy, one old woman was helpless through paralysis, and others were suffering from the infirmities of old age. I requested that attention might be given to the case of one of the women, who had been an inmate of the Toronto Asylum, and was, in my opinion, again giving evidence of unsound mind.

Mr. Hayes was instructed to make a second inspection. He reported to me as follows:—

"In accordance with your directions, I visited the Stratford Gaol on the 1st August, at 7.30 a.m. It was in as satisfactory a state as could reasonably be expected, having regard to the fact that the building is still in the oft-referred-to defective condition, nothing having been done by the County Council to improve it.

"Eight men and 4 women were in custody, all of whom were under sentence (10 for vagrancy, 1 for drunkenness, and 1 for larceny). As the register is not kept in the gaol, I could not examine it. The dietary book was properly kept, and but few punishments were recorded. The diary of the Surgeon shews that he makes frequent visits to the gaol, and gives much attention to his duties.

"I learned that a prisoner, named John Rumford, who was waiting trial for forgery, had escaped from the gaol the previous morning, by cutting through the bars of the cell gate and the staple of the padlock on the door leading to the yard, the wall of which he sealed.

TORONTO GAOL.

<i>Prisoners committed during the year</i>	2,640
<i>Greatest number confined at any one time</i>	164
<i>Number of re-committals</i>	790
<i>Total cost of maintaining Gaol</i>	\$17,285.56

I inspected this gaol on the 4th April, finding it generally clean and well ordered, except where whitewashing was going on.

There were 88 males and 36 females found in custody. Three of the former and one of the latter were certified to be insane. Two of the males were removed to the Toronto and Hamilton Asylums, respectively. The other man and woman were neither urgent cases, nor proper ones for an Asylum. I recommended that application be made to the House of Industry for the admission of the female, as she was quite quiet and could be well cared for in that Institution.

Two of the men being under direct sentence to the Central Prison, a warrant was issued for their transfer to that place.

With the exception of 20 men employed on the road in the vicinity of the gaol, and a few at domestic work, all the rest of the prisoners were in the corridors in idleness. It was alleged that more men would be engaged in extra mural labour if the law were amended so as not to require a second commitment before a prisoner can be set at work beyond the gaol walls.

The Sheriff was asked to again call the attention of the Council to the fact that notwithstanding the request of the Government, contained in my circular of the 7th January, 1878, only 20 of the sentenced male prisoners were clothed in the regulation garb, and to make a requisition upon the Chairman of the Gaol Committee for a sufficient number of suits for all the sentenced prisoners.

The health of the gaol was exceptionally good. Only one male prisoner was in the hospital.

The second inspection of the Toronto Gaol was made on the 25th November, by Mr. Hayes. The following is his report thereon:—

“I have the honour to state that, in accordance with your instructions, I inspected the Toronto Gaol on the 25th November. I found the interior of the building to be in first class order. The walls and floors were in the highest state of cleanliness, and the wood and iron work throughout was properly painted. The beds were neatly made up and the bedding clean and ample. Discipline and order prevailed, and the affairs of the gaol seemed to be well looked after.

“The yards were not in as good order as they might have been. Considering that in this gaol there are always a large number of sentenced male prisoners for whom no hard labour is furnished, there is no reason why these yards should not be kept in the very neatest condition, and the gaoler was requested to see that this be done in future. The appearance of the ‘middle’ yard on the male side would be improved, were the disused well therein to be properly covered over and the old bell post removed.

“There were 121 prisoners in custody, 72 males and 49 females. Sixty-one men and 47 women were under sentence, chiefly for short periods, 5 men were waiting trial (one charged with murder), 2 men were on remand, and 4 men and 2 women had been committed as lunatics. The majority of the prisoners, both male and female, had been committed for drunkenness, assault, vagrancy, larceny, and keeping and frequenting houses of ill-fame. The Register shews that no less than 477 commitments have been made to this gaol since the 30th September, being a large increase over the number in the corresponding period of last year.

“The prisoners were all seen. Only 3 were in hospital, 2 being old and infirm vagrants. The sentenced female prisoners were employed in washing, sewing, mending, cleaning and other domestic duty, but the sentenced male prisoners were, with the exception of a gang of 15, working in the Eastern Park, and one or two in the kitchen, in complete idleness.

“The prisoners in the outside gang complained that they were not supplied with socks and mitts, and that in this unprotected condition they had been sent out to work on the hillside in the recent bitterly cold and inclement weather. One prisoner also stated that he had not had a change of socks for six weeks. On inquiry, I found that these prisoners spoke the truth, and the gaoler informed me

that he has repeatedly applied to the Gaol Board and the Steward for socks and mitts for the sentenced prisoners, or for yarn so that they might be made by the female prisoners, but has received reply from the Steward to the effect, that as there is no law requiring such articles to be furnished, he does not feel inclined to purchase them. I further learned that 12 pairs of socks, and 6 pairs of mitts had been sent to the gaol on the morning of my visit. This supply is entirely insufficient, seeing that the outside gang comprises from 15 to 30 prisoners, and that the number of sentenced prisoners, who should all be supplied with socks, is now 61, and will probably largely increase during the next few months. The Sheriff has therefore been requested to bring this matter before the Gaol Committee of the Council, and also to call the attention of that Committee to the fact that an additional stock of the regulation prison dress is required, as many of the sentenced male prisoners were wearing their own clothing.

“One female prisoner complained that the bread was at times very bad. I tasted that served out on the day of my visit, and found it to be good. The gaoler informed me that during the hot weather, some of the bread was not as sweet as it might have been, and had to be returned to the contractor.”

WALKERTON GAOL.

<i>Prisoners committed during the year</i>	93
<i>Greatest number confined at any one time</i>	12
<i>Number of re-committals</i>	15
<i>Total cost of maintaining Gaol</i>	\$1,768.75

This gaol was inspected by me on the 13th March. I found every part of it to be in a clean, well kept and orderly state. Its affairs are evidently well and systematically managed. The stock of regulation clothing and bedding is reported to be sufficient for the ordinary wants of the gaol.

The yards were in capital order and apparently quite safe. The erection of a wood-shed is a great improvement and convenience. Altogether the structural and general condition of the gaol was very satisfactory.

At the time of this visit, 7 prisoners were in custody, all males. Two were under sentence for short periods for contempt of court under the Division Court Act, 1 for a year for fraud, and another was under sentence for vagrancy. Two men were awaiting trial for robbery, and 1 for uttering forged notes. It was satisfactory to observe that there had been an entire absence of lunatics from the gaol for the past six months.

The books were properly kept. I sent up a dietary book, as one was not in use.

Acting under my directions, Mr. Hayes visited the gaol. He made the following report to me :—

“I inspected the Walkerton Gaol on the 6th August. It was in first-class order in every department. The cells and corridors were neat and clean, the floors well oiled, and the yards tidy.

“Only 5 male prisoners were in custody. Two were insane and were waiting removal to an Asylum, the issue of a warrant for their transfer having already been recommended. One prisoner was waiting trial for horse-stealing, 1 was detained as a fraudulent debtor, and 1 was under sentence for vagrancy.

“The books were examined. The register affords the requisite information, and the Gaol Surgeon’s book contains records of frequent visits. No punishments had been awarded for several months.”

WELLAND GAOL.

<i>Prisoners committed during the year</i>	421
<i>Greatest number committed at any one time</i>	54
<i>Number of re-committals</i>	150
<i>Total cost of maintaining Gaol</i>	\$4,854.00

This gaol was inspected twice during the year.

The first visit was made by me on the 28th December, 1878. I examined the books, and on checking the register, found that the name of one prisoner had not been entered. The gaoler was instructed to use great care in keeping the register. No dietary book was in use. I therefore prepared a sample sheet for such a book, and requested the Council to provide one, so that a proper check might be had of the food consumption. The punishment book shewed rather frequent punishments, but all within the regulations. The Gaol Physician's visits were frequent, and his supervision of the gaol appeared to be very thorough.

The condition of the gaol was satisfactory. The substitution of iron bedsteads for the dilapidated wooden ones is a great improvement. There was plenty of bedding and prison clothing on hand, and all the sentenced prisoners were dressed in gaol uniform.

The yards were in fair order. A frame fence to divide the male from the female yard, as suggested by me, had been erected.

Thirty-one prisoners were in custody—30 men and 1 woman. The latter was a lunatic, and her removal to the Hamilton Asylum was recommended and effected. Of the male prisoners, 21 were under sentence, all of whom were in absolute idleness. I had an interview with the members of the Gaol Committee, and urged upon them the necessity of County work, such as draining the marsh land in the neighbourhood, being provided, and I instructed the Sheriff to see that in the event of no work being furnished, the sentenced prisoners were kept at drill in the yard for five hours a day, so that gaol residence might be made a little less attractive and easy.

The second inspection of this gaol was made by Mr. Hayes. He reported the result to me as under:—

“I beg to state that, in accordance with your desire, I visited the Welland Gaol at 7.30 p.m., on the 17th June. Twenty-four males and 3 females, or a total of 27 prisoners, were in custody, 25 of whom were under sentence. I was glad to learn that all the sentenced men were kept fully employed, a gang of some 7 or 8 being worked in the streets and roads, under the provisions of the Extramural Bill, and the rest employed in cutting wood and digging a drain in the gaol yard. It is to be hoped that means will be taken to secure continuous work for the prisoners.

“All parts of the gaol were visited. The day-rooms were not as neat and clean as they might have been—this may partly be accounted for by the lateness of the hour at which the inspection was made. It was evident that the supervision over the prisoners was not as good as it should be, as some of the prisoners were or had been smoking, and pipes were found in many of the cells. The gaoler was instructed to take away and destroy these pipes, also any tobacco he might find, as smoking by sentenced prisoners is in direct violation of the rules. The prisoners working in the streets have no doubt increased opportunities for obtaining contraband articles, but the knowledge of this should be an incentive to the gaoler and his subordinates to use greater watchfulness over the prisoners, as it is evident that if pipes and tobacco can be obtained, there would not be much difficulty in getting tools to assist in an escape. The gaol staff have been desired to

use greater vigilance in future, and also to pay more attention to keeping the gaol in the highest possible condition of order and cleanliness.

“The plaster in the kitchen required mending, and I recommended that the work should be done at once. A new floor was being laid in the lower ward.

“I went through the yards. Very good order could not be expected, as a drain was being dug in one portion of the working yard, and the old flooring taken from the lower ward was piled in another. Fowls belonging to the senior turnkey were found in the woodshed. The Sheriff was requested to have them taken away.

“The books were examined. The Gaol Surgeon was requested to enter a record of every visit he may make to the gaol, whether he gives instructions regarding the prisoners or premises, or not.”

WHITBY GAOL.

<i>Prisoners committed during the year</i>	133
<i>Greatest number confined at any one time</i>	22
<i>Number of re-committals</i>	27
<i>Total cost of maintaining Gaol</i>	\$2,075.99

Statutory inspections of this gaol were made on the 22nd January and 12th August.

I made the first inspection, when 13 men and 3 women were found in custody. One man and 1 woman were certified to be insane. The removal of the former to the Toronto Asylum was recommended. The latter was not a proper subject for an asylum, as her age (80 years) precluded any hope of her recovery. Of the remaining prisoners, 3 men were waiting trial for larceny and forgery, 1 was in custody for want of sureties, 5 were under sentence for vagrancy, 2 for drunkenness, and 1 for assault, and 1 woman had been committed as a vagrant, and the other was waiting trial. The only work going on was cutting wood, although there was stone in the yard ready for breaking.

The gaol was in a satisfactory state, being clean and neat. The stock of bedding was sufficient. The Sheriff was requested to obtain the consent of the County Council to a dozen suits of gaol clothing being ordered. I recommended that the stove in the female corridor should be protected with a strong wire guard, to prevent lunatics getting burned.

The books of record were well and properly kept. The Surgeon's book shewed frequent visits.

I gave orders for the discontinuance of the practice of allowing women to remain out of their cells after locking-up time, for the purpose of working in the kitchen or elsewhere, also of leaving cell doors open at night, in order that prisoners who are ill might have access to the closet.

The second visit was made by Mr. Hayes, under my instructions. His report is as follows:—

“I inspected the Whitby Gaol on the 12th August. It was in fair order throughout. The Sheriff was requested to bring to the notice of the County Council the fact that some of the floors in the gaol required relaying, and that most of the cell locks were in bad order and should be replaced by new ones.

“The register was fairly well kept. I regretted to learn that the number of commitments to this gaol was on the increase. A proper form of dietary book should be sent for use.

“Thirteen prisoners (11 men and 2 women) were in custody. Two males and a female had been committed as lunatics. One of the former was the man referred

to by you at the time of your last inspection, and for whose removal to the Toronto Asylum a warrant has issued, but cannot be acted upon as there is no bed vacant for him. I would recommend that the destination of the lunatic be altered to the London Asylum, to which place the woman should also be transferred. The other male lunatic was suffering from the effects of a stroke by lightning; he had not been examined by all the authorities. Of the other prisoners, 3 men were waiting trial, and 6 men and 1 woman were under sentence; the latter, for a period of six months. She would be a proper subject for the Mercer Reformatory. The sentenced male prisoners were at work breaking stone.

WOODSTOCK GAOL.

<i>Prisoners committed during the year</i>	390
<i>Greatest number confined at any one time</i>	43
<i>Number of re-committals</i>	151
<i>Total cost of maintaining Gaol</i> ..	\$3,872.70

I inspected the Woodstock Gaol on the 12th December, 1878, and held an investigation into the matters connected with the escape of 2 prisoners, which had lately taken place from the gaol. The result of the inquiry was reported to Government, and is referred to fully under the proper heading of "Escapes." In view of the structural weaknesses brought to light by these occurrences, the County Council were asked to make the following alterations at once:—

1st. To place stone jambs in the window openings of the day rooms, the iron gratings to be sunk and leaded into the same, as was specified by me before the general repairs to the gaol were commenced in 1877.

2nd. To place gratings at the exits of all the ventilating closets where they enter the basement.

3rd. To place grated iron doors and windows in the basement.

4th. To place proper prison locks on all the doors leading out of the entrance.

Twenty-three prisoners were in confinement, only 1 of whom was a woman. Four of the number were waiting trial for rather serious offences. The rest were under sentence for short dates.

I visited the gaol again on 24th October. On arriving, I found the iron gate leading into the yard standing open, and on entering the gaol it was further noticed that the ward gates were open, and that 8 prisoners were lounging about the kitchen and wash-room, waiting to be shaved. The gate lately placed at one of the cellar doors, to prevent escapes from that quarter, was also open, as were the cell gates in the various corridors. Altogether, there was at this time, evidence of great laxity of discipline, and neglect of the most ordinary precautions. The excuse given for this by the gaoler and turnkey, that only prisoners of the vagrant and disorderly class were in custody, could not be accepted, as if carelessness and perfunctory supervision are permitted on any pretext, escapes will surely result. The gaoler was therefore instructed to see that the gaol gates and doors are constantly kept locked upon the prisoners, except when they are employed at outside work, under the charge of the gaoler or turnkey. The escapes from the gaol during the past twelve months, although partly due to structural defects, were without doubt rendered easier in their accomplishment, by carelessness and neglect on the part of the gaol officials. As these structural defects have been remedied, the gaol officials were warned that should any escapes occur in the future, the circumstances connected with them would be most closely inquired into, and action taken to prevent a recurrence.

The work which, at my previous visit, I recommended to be done, had been completed.

Ten men and two women were in custody, all of whom were under sentence.

The condition of the gaol was satisfactory, so far as cleanliness was concerned, but the beds were not neatly made up, and in some of the day-rooms, articles of one kind and another were allowed to remain, which should not have been there. I was informed that authority had been given for the purchase of dark rugs to cover the beds, as frequently recommended by me.

The register was examined and found to be improperly kept. In some cases prisoners, who had been discharged, were not so marked off, and in others the length of sentence had not been entered, and in addition, the book had not been balanced off at the end of the year. There is no reason why the duties in this gaol should not be promptly and properly performed by the officials.

DISTRICT OF MUSKOKA LOCK-UP.

I instructed Mr. Hayes to visit this Lock-up. The following is his report:—

“I visited the Lock-up of the Muskoka District, situated in Bracebridge, on the 8th September.

“The structure, which was built last year by the Public Works Department, is of brick with a shingled roof, and contains two wards, one for males and the other for females, with total cell accommodation for 5 prisoners. A small yard is attached, and the whole is surrounded by a close picket fence about ten feet high.

“There were no prisoners in custody, and, in fact, since its opening in May last only 2 prisoners, 1 of each sex, have been committed to it. The cell doors would not be any great hindrance to the exit of an ingenious prisoner, as the space between the bars is so large that a man's hand and arm can be put through and the padlock easily reached and picked. It would be well to have an extra bar placed between each of the present ones to prevent this. The place was clean.

“The register which was addressed to the keeper of this Lock-up, some time ago, has not reached him. Another one should therefore be sent, so that a record of the operations of the Lock-up may be kept.

MANITOWANING LOCK-UP.

On the 16th July, I inspected the newly erected Lock-up at the village of Manitowaning, in the Grand Manitoulin Island. The building is of stone, covered with shingles, and with a yard space enclosed by a board fence. The building and its surroundings are sufficiently strong and secure for the purposes of a lock-up (if proper supervision be had over the prisoners), and it is to be hoped that it will be large enough for the requirements of the locality, for a long time to come. The cell space and halls, which should be exclusively for lock-up purposes, was partly used by the keeper's family. He was directed to remove everything except the Lock-up furniture. Chiefly for this reason, the cells and halls were not in good order.

The lot upon which the lock-up is built was not fenced in; and could not be cultivated. I, therefore, recommended, for the consideration of the Honourable, the Commissioner of Public Works, that a fence be put round the lot, also that a well be sunk and a pump placed therein, also that the cell doors in the male wards be strengthened.

Owing to the few prisoners confined, and the difficulty of keeping a stock of rations on hand, it was decided that the keeper should be allowed twenty-five cents a-day for the rations of each prisoner; and that a stated quantity of fuel be allowed for use in the lock-up.

 LITTLE CURRENT LOCK-UP.

I visited this Lock-up on the 16th July. The structure is like the one built at Manitowaning. The premises were in admirable order and thoroughly neat and clean. The keeper does not live in the lock-up, but in his own house, about five yards distant. He was informed that when prisoners were in custody, a guard must be in the lock-up night and day.

Similar recommendations were made to the Public Works Department, regarding the fencing of the lock-up lot, the strengthening of the cell gates, etc., as were made in respect to the Manitowaning Lock-up.

The following is a list of the Statistical Tables, which are appended to this portion of the Report:—

Table No. 1.—Shewing the number of prisoners, male and female, committed during the year ending 30th September, 1879, and a comparison of the same with the preceding year.

Table No. 2.—Shewing the number of prisoners over and under 16 years of age, the number of recommitments, the number of persons acquitted on being brought to trial, and the number of prisoners committed under civil processes.

Table No. 3.—Shewing the offences for which prisoners were *committed*.

Table No. 4.—Shewing the total number of prisoners, male and female, *committed* under each offence during the year.

Table No. 5.—Shewing the number of prisoners upon whom sentence was passed, the nature and period of the sentences, and the operation of the County Judges' Criminal Courts.

Table No. 6.—Shewing the offences for which prisoners were *sentenced*.

Table No. 7.—Shewing the total number of prisoners, male and female, *sentenced* under each offence.

Table No. 8.—Shewing the nationalities, religious denominations, social state, etc., of the prisoners committed.

Table No. 9.—Shewing the occupation, trade and calling of the prisoners committed during the year.

Table No. 10.—Shewing the number of escapes and deaths, the revenue derived from prison labour, the cost of diet, the accommodation of the gaols, and the highest and lowest number of prisoners in custody in each gaol during the year.

Table No. 11.—Shewing how the prisoners committed during the year were maintained, and the cost thereof.

Table No. 12.—Shewing the total number of prisoners in the several gaols of the Province on the evening of the 30th September, 1879, and the nature of their imprisonment.

TABLE No. 1.

Shewing the number of Prisoners, male and female, committed during the year ending 30th September, 1879, and a comparison of the same with the preceding year.

NAME OF GAOL.	No. of Prisoners committed for year ending 30th September, 1879.			No. of Prisoners committed for year ending 30th September, 1878.			Increase in commitments.			Decrease in commitments.		
	Males.	Females.	Total.	Males.	Females.	Total.	Males.	Females.	Total.	Males.	Females.	Total.
Brantford	267	51	318	238	52	290	29	28	1
Barrie	463	29	492	488	38	526	25	9	34
Berlin	139	11	150	115	11	126	24	24
Brampton	365	26	391	375	32	407	10	6	16
Brockville	174	55	229	237	32	269	23	63	40
Belleville	122	46	168	162	42	204	4	40	36
Cayuga	65	6	71	56	7	63	9	8	1
Cornwall	74	12	86	83	15	98	9	3	12
Cobourg	123	26	149	164	24	188	2	41	39
Chatham	155	8	163	132	11	143	23	20	3
Goderich	114	11	125	128	17	145	14	6	20
Guelph	150	30	180	164	21	185	9	14	5
Hamilton	711	170	881	784	252	1036	73	82	155
Kingston	204	61	265	245	70	315	41	9	50
London	613	114	727	742	120	862	129	6	135
Lindsay	47	7	54	100	16	116	53	9	62
L'Orignal	19	19	26	5	31	7	5	12
Milton	383	6	389	42	2	44	341	4	345
Napanee	39	8	47	45	6	51	2	6	4
Ottawa	568	183	691	544	231	775	36	48	84
Owen Sound	178	20	198	119	7	126	59	13	72
Perth	57	12	69	57	6	63	6	6
Pictou	88	10	93	51	5	56	32	5	37
Pembroke	40	14	54	56	9	65	5	16	11
Peterborough	68	22	90	70	27	97	2	5	7
Prince Arthur's Land- ing	118	8	126	165	15	180	47	7	54
Simcoe	122	23	145	174	19	193	4	52	48
St. Catharines	109	22	131	155	26	181	46	4	50
Sarnia	327	14	341	574	17	591	247	3	250
Stratford	172	29	201	235	31	266	63	2	65
Sandwich	160	30	190	151	45	196	9	15	6
St. Thomas	223	14	237	166	21	187	57	50	7
Sault Ste. Marie	32	1	33	14	14	18	1	19
Toronto	1987	633	2640	1949	711	2660	38	58	20
Walkerton	85	8	93	95	6	101	2	10	8
Woodstock	368	22	390	453	38	491	85	16	101
Welland	391	30	421	535	21	556	9	144	135
Whitby	117	16	133	94	3	97	23	13	36
Lock-up, Parry Sound	18	18	22	22	4	4
" Silver Islet	1	1	2	1	1	2
" Bracebridge	1	1	2	11	1	12	10	10
" Manitowan- ing	13	13	13	13
Lock-up, Little Current	4	4	4	4
" Nipissing Dis- trict	3	3	3	3
Total	9411	1809	11220	10017	2013	12030	606	204	810

TABLE

Shewing the number of Prisoners over and under 16 years of age, the number of
the number of Prisoners

NAME OF GAOL.	Total No. committed during the year.			Under 16 years of age.		
	Males.	Females.	Total.	Males.	Females.	Total.
Brantford	267	51	318	19	8	27
Barrie	463	29	492	8	5	13
Berlin	139	11	150	8	1	9
Brampton	365	26	391	6	1	7
Brockville	174	55	229	6	2	8
Belleville	122	46	168	2	2
Cayuga	65	6	71	3	3
Cornwall	74	12	86	3	3
Cobourg	123	26	149	10	2	12
Chatham	155	8	163	8	8
Goderich	114	11	125	3	3
Guelph	150	30	180	9	2	11
Hamilton	711	170	881	18	7	25
Kingston	204	61	265	10	2	12
London	613	114	727	53	1	54
Lindsay	47	7	54	2	2
L'Orignal	19	19	2	2
Milton	383	6	389	6	1	7
Napanee	39	8	47	4	4
Ottawa	508	183	691	33	4	37
Owen Sound	178	20	198	5	5
Perth	57	12	69	1	1
Pictou	83	10	93	1	1	2
Pembroke	40	14	54	1	1
Peterborough	68	22	90
Prince Arthur's Landing	118	8	126	1	1
Simcoe	122	23	145	14	14
St. Catharines	109	22	131	11	1	12
Sarnia	327	14	341	11	11
Stratford	172	29	201	11	2	13
Sandwich	160	30	190	6	2	8
St. Thomas	223	14	237	7	7
Sault Ste. Marie	32	1	33
Toronto	1987	653	2640	112	8	120
Walkerton	85	8	93	2	2
Woodstock	368	22	390	14	14
Welland	391	30	421	3	2	5
Whitby	117	16	133	2	2
Lock-up, Parry Sound	18	18
" Silver Islet
" Bracebridge	1	1	2
" Manitowaning	13	13
" Little Current	4	4
" Nipissing District	3	3
	9411	1809	11220	416	53	469

No. 2.

recommittals, the number of persons acquitted on being brought to trial, and committed under Civil processes.

For the first time.	For the second time.	For the third time.	For more than the third time.	For want of sureties to keep the peace.	Witnesses.	Lunatics, idiots, and persons of unsound mind.	Fraudulent Debtors.	Upon Civil process.	Acquitted on trial and discharged.	Discharged without trial.	Died before trial.	Waiting trial and otherwise detained.	Sentenced for any period.
151	51	23	93	4	...	5	...	4	134	5	...	3	163
398	72	16	6	12	...	16	6	318	150
107	33	3	7	12	...	2	3	...	13	9	...	3	107
281	7	45	58	1	...	9	2	...	316	1	62
107	38	25	59	12	...	19	8	54	...	1	145
117	22	12	17	3	...	4	3	...	45	7	...	5	101
38	23	3	3	1	2	1	28	2	37
61	17	6	2	16	1	...	12	8	49
103	21	8	17	4	1	10	1	...	8	23	...	5	100
129	19	7	8	1	...	11	3	...	34	4	107
84	12	11	18	1	2	8	4	9	22	79
141	22	12	3	2	...	8	4	1	117
386	115	57	323	11	...	10	104	41	1	6	752
208	33	16	6	4	...	10	1	...	5	4	241
435	140	63	89	12	1	18	6	...	244	41	1	11	393
50	4	1	...	9	12	32
17	2	2	1	16
304	55	21	5	6	...	1	10	296	...	1	75
34	5	...	8	1	...	5	1	1	25	1	...	2	11
544	82	31	34	13	7	...	196	4	...	5	466
108	66	10	14	4	...	12	2	...	41	2	157
45	15	5	4	2	...	8	2	5	3	1	48
58	11	5	19	1	1	3	1	57	30
35	8	6	5	5	5	1	43
50	16	5	19	2	...	3	2	1	82
111	11	3	1	1	13	75	...	1	36
123	15	1	6	7	...	1	22	31	...	4	80
122	9	2	1	6	1	...	6	8	...	1	106
312	16	5	8	3	...	6	7	...	68	6	251
136	28	6	31	9	2	25	6	36	...	2	121
156	30	4	...	5	...	4	10	15	...	4	152
199	23	8	7	5	...	5	3	...	80	11	...	3	130
27	4	1	1	2	1	1	29
1850	401	183	206	40	3	61	825	29	1682
78	11	2	2	2	...	3	1	...	4	3	80
239	77	26	48	3	...	4	5	...	9	223	2	6	138
271	73	27	50	2	2	5	11	3	50	5	343
96	14	9	14	4	1	9	...	6	22	9	...	2	80
17	1	3	3	2	10
2	2
9	1	3	13
4	4
1	2	3
7744	1613	668	1195	129	12	339	72	57	2403	1287	4	117	6800

* Escaped while waiting trial and evaded recapture.

TABLE
 Shewing the offences for which prisoners

NAME OF GAOL.	Abortion.	Abusive and obscene language.	Arson.	Assault.	Assault, felonious.	Attempted suicide.	Abduction.	Bigamy.	Breach of Peace.	Breach of By-laws.	Burglary.
Brantford		5	2	29	2				4		6
Barrie			1	25		1			17	2	2
Berlin			2	2							
Brampton		1			2						4
Brockville		5	5	4	2			1			
Belleville				14				2			
Cayuga		1		2					3		
Cornwall		1	1	3						3	
Cobourg		1	3	16		1		2			
Chatham		1	1	8					3		2
Goderich			3	14				2			
Guelph			2	9	9					4	1
Hamilton		17	4	53	15			3		11	7
Kingston				12						1	1
London		5	3	42	5			2	1	1	2
Lindsay				4							
L'Orignal		3	1	4							
Milton			1	3						1	
Napanee											
Ottawa			2	49	1	2			24		1
Owen Sound		1	1	5	7						
Perth			1	6	2					2	
Pictou				3	1						
Pembroke			1	6	1						1
Peterborough				4							
Prince Arthur's Landing			1	5							
Simcoe		2	2	13					5	1	5
St. Catharines				20							1
Sarnia			1	6							
Stratford		1	3	10	1						2
Sandwich		1	2	12	3						
St. Thomas		1	1	12	4						8
Sault Ste. Marie				2							
Toronto		18		91	59			1		4	46
Walkerton			1	8							2
Woodstock		2		6	5					2	7
Welland		4	1	30	4						2
Whitby				7	2	2		1	1	1	3
Lock-up, Parry Sound				5							
“ Silver Islet											
“ Bracebridge											
“ Manitowaning				1							
“ Little Current				4							
“ Nipissing District											
Total	3	72	44	549	125	6	2	14	58	33	103

No. 3.

were committed during the year.

Carrying unlawful weapons.	Contempt of Court.	Counterfeiting and passing counterfeit money.	Cruelty to animals.	Cutting and wounding, and attempting same.	Debtors.	Deserting employment.	Destroying and injuring property.	Detained as witnesses.	Drunk and disorderly.	Embezzlement.	Escaping from and obstructing constable.	Escaping from prisons.	Forgery.	Fraud and obtaining money or goods under false pretences.	Gambling.	Giving or selling liquor to Indians.
.....	4	1	1	3	63	2	2	2	2	9
.....	2	1	1	22	2	1	1
.....	2	3	2	1	22	2	4	5
1	4	3	1	2	27	1	2
.....	2	3	34	2
.....	4	1	1	10	1	1	1
1	3	1	5	1	17	1	3	1
1	3	1	3	1	1	24	2	1	1
1	9	4	1	2	33	1	1	2	2
.....	3	1	4	1	15	1	6	5
1	1	1	4	1	23	1	1	5
1	3	5	2	1	1	21	38	4	3	13
6	3	6	1	126	3	1	2
1	1	18	1	193	4	7	1	15	2	2
1	10	1	3
.....	2	1	1	1	1
1	7	3	3	1	9	1
1	5	7	17	27	1	7
1	4	1	2	35	1	1	3
.....	2	1	8	3
1	2	1	1	46	1
.....	5	2	2
.....	1	5
.....	4	1	81	1	2	4
.....	6	15	2	10
.....	4	1	1	51	1	3	2
.....	4	7	4	115	1	1	2
25	1	2	4	35	2	2	3
1	9	2	3	59	3	3
.....	2	4	3	3	54	6	3	8	1	1
6	8	1	1	18	2	30	3	16
.....	11	1	135	5	5	2	10	13
.....	1	8	2	5
3	5	1	55
1	7	11	2	2	188	2	2	1
.....	1	3	1	11	1	1	4
.....	6
.....	8
.....	2	1
27	149	19	7	32	72	10	126	12	3581	28	25	14	64	131	3	23

TABLE

Shewing the offences for which prisoners

NAME OF GAOL.	Horse, cattle or sheep stealing.	House-breaking and robbery.	Incendiarism.	Indecent assault and exposure.	Inmates and frequenters of houses of ill-fame.	Keeping houses of ill-fame.	Larceny.	Lunatics, &c., dangerous to be at large.	Manslaughter.	Misdemeanour.	Murder.
Brantford	13	4		2			78	5		1	
Barrie			1			1	40	16			1
Berlin	3	3				2	21	8		6	
Brampton							9	9			
Brockville		6		1	14	2	19	19			6
Belleville					5	3	27	4			
Cayuga		8				1	19	1			
Cornwall	2						18	16			2
Cobourg	2				2	2	26	10			
Chatham	9					4	41	11		6	1
Goderich	1			2			22	8			1
Guelph	3	2			7	4	33	3			1
Hamilton	4	4	1		2	7	120	19	1		
Kingston		1		2	2	3	20	10			
London	16	5		4	24	8	116	18		1	2
Lindsay							18	9			1
L'Orignal	4						1				
Milton	3	3					8	6			
Napanee	3			1			6	5		2	
Ottawa				3	18	24	153	13			
Owen Sound	2			2			17	12	1		1
Perth							11	8			
Pictou	1						6	3			
Pembroke							6	5			1
Peterborough					1	1	4	3			1
Prince Arthur's Landing		4		2	8	1	6	1			
Simcoe	6			1			34	7		4	
St. Catharines		5		1	1		20	6			
Sarnia	2	7	1			1	23	6	2		
Stratford		1	1	1		1	22	9			
Sandwich	1	2		3			38	4			
St. Thomas				1			48	5		3	
Sault Ste. Marie							9	2			
Toronto	5	34		9	60	24	461	61	5	3	2
Walkerton	1	3		1			8	3			
Woodstock	1	5			3		35	4	1		4
Welland	2		1	5	6	2	51	5			1
Whitby	2	5				1	26	9			
Lock-up, Parry Sound							2				
“ Silver Islet											
“ Bracebridge							1				
“ Manitowaning							3			1	
“ Little Current											
“ Nipissing District											
Total	86	102	5	41	159	92	1626	339	10	27	25

No. 3—Continued.

were committed during the year.

Perjury.	Prostitution.	Rape and assault with intent.	Refusing bail.	Receiving stolen goods.	Seduction.	Selling liquor without license.	Shooting with intent.	Stabbing.	Threatening and seditious language.	Trespass.	Unlawful shooting.	Vagrancy.	Want of sureties to keep the peace.	Other offences not enumerated.	TOTAL.
1		1		2		6		1		5	3	49	4		318
3		2			1				3			275	2	5	492
1				1		2				1	1	39	2	9	150
						2			2			327	1	4	391
	9	2		2				1				40	2	7	229
		4										55	3	12	168
1		3				1						6		5	71
											1			7	86
1	1	1				2			4					7	86
		2				1	1	2	3	1		27	1	6	149
		2			1	1	1		1	4		11	4		163
1		2				1	1		1	1		17	1	3	125
		2	1	1		1	1	1	2	2		40	2	6	180
		1		6		4		1	12	6		124	11	23	881
2		2				7						56	4		265
5	1	5				7	1		4	29		129	12	14	727
				1			1		1			4	1		54
									1					3	19
									2			355		1	389
						4						10	1		47
	4					1	1		5			59		12	691
	4	1				3	1					83	4	6	198
				2		2			1			12	2	1	69
												30	1		93
		1				2			1			14		2	54
1	2	2				1	1				1	19	2	41	90
						2				1		3		2	126
2	4	2		4		1				4		13		1	145
										1		5	2	4	131
1		1				1						150	3	2	341
										2		67		6	201
		2		1		2	2		2	2		23	5	6	190
	2	2		1		1	1		3	15		27	5	13	237
												2		2	33
2		5	1	14		43	1	2		35		125	40	26	2640
									3			14	2	18	93
		1								1		246	3		390
3	1			2		3	3			11		52	2	19	421
1	1	1	4	1			1		2	1		28	4		133
													3		18
															2
															13
															4
															3
25	30	45	6	38	2	99	16	8	48	122	6	2536	129	266	11220

TABLE No. 4.

Shewing the total number of Prisoners, male and female, *committed* under each offence during the year.

OFFENCES.	Male.	Female.	Total.
Abortion ..	2	1	3
Abusive and obscene language.....	54	18	72
Arson	44	44
Assault	517	32	549
Assault, felonious	121	4	125
Attempted suicide	5	1	6
Abduction	2	2
Bigamy ..	11	3	14
Breaches of the peace.....	50	8	58
Breaches of by-laws	29	4	33
Burglary	103	103
Carrying unlawful weapons	27	27
Contempt of court	144	5	149
Counterfeiting and passing counterfeit money.....	17	2	19
Cruelty to animals	7	7
Cutting and wounding, and attempting same.....	31	1	32
Debtors	72	72
Deserting employment	9	1	10
Destroying and injuring property	113	13	126
Detained as witnesses.....	12	12
Drunk and disorderly.....	2936	645	3581
Embezzlement	28	28
Escaping from or obstructing constable	24	1	25
Escaping from prisons	14	14
Forgery.....	61	3	64
Fraud and obtaining money or goods under false pretences	121	10	131
Gambling	3	3
Giving or selling liquor to Indians	21	2	23
Horse, cattle, or sheep stealing	84	2	86
Housebreaking and robbery	96	6	102
Incendiarism.....	5	5
<i>Forward</i>	4763	792	5525

TABLE No. 4.

Shewing the total number of Prisoners, male and female, *committed* under each offence during the year.—*Continued.*

OFFENCES.	Male.	Female.	Total.
<i>Brought forward</i>	4763	762	5525
Indecent assault and exposure	40	1	41
Inmates and frequenters of houses of ill-fame	66	93	159
Keeping houses of ill-fame.....	24	68	92
Larceny	1402	224	1626
Lunatics, and persons who were unsafe to be at large	201	138	339
Manslaughter	6	4	10
Misdemeanour	26	1	27
Murder	18	7	25
Perjury	23	2	25
Prostitution	30	30
Rape and assault with intent.....	45	45
Refusing bail.....	6	6
Receiving stolen goods....	32	6	38
Seduction	2	2
Selling liquor without license.....	85	14	99
Shooting with intent.....	15	1	16
Stabbing	7	1	8
Threatening and seditious language	45	3	48
Trespass ..	118	4	122
Unlawful shooting	6	6
Vagrancy	2149	387	2536
Want of sureties to keep the peace	125	4	129
Other offences not above enumerated .	207	59	266
Total	9411	1809	11,220

TABLE

Shewing the number of Prisoners upon whom sentence was passed, the nature and County Judge's

NAME OF GAOL.	SENTENCES.							Under 30 days.	30 days and up to 60 days or 2 months, not including the last term.	60 days or 2 months.	
	Total number of Prisoners sentenced during the year.			Sentenced to Gaol, and afterwards transferred to the Central Prison.	Sentenced direct to the Central Prison.	Sentenced to the Penitentiary.	Sentenced to the Provincial Reformatory.				Sentenced to Gaol, and there detained until expiration of sentence or payment of fine.
	Male.	Female.	Total.								
Brantford	136	27	163	1	11	7	5	139	45	59	20
Barrie	131	19	150	2	5	9	2	132	72	27	22
Berlin	99	8	107	2	17	1	1	86	57	22	7
Brampton	53	9	62	5	1	56	17	13	8
Brockville	114	31	145	7	16	6	116	70	24	5
Belleville	65	33	101	8	5	1	87	17	39	13
Cayuga	32	5	37	2	35	15	14	2
Cornwall	43	6	49	5	6	38	16	18	2
Cobourg	83	17	100	8	3	83	25	38	11
Chatham	102	5	107	2	5	4	96	55	26	8
Goderich	72	7	79	1	4	4	70	24	20	14
Guelph	95	22	117	3	15	2	97	48	21	17
Hamilton	603	149	752	15	59	19	5	654	285	263	58
Kingston	189	52	241	15	2	4	220	83	41	31
London	331	62	393	22	36	3	5	327	157	78	66
Lindsay	29	3	32	1	4	1	26	17	4	3
L'Orignal	16	16	3	13	4	5
Milton	73	2	75	3	2	2	68	13	34	7
Napanee	11	11	3	2	6	1	4
Ottawa	337	129	466	9	11	2	444	325	36	35
Owen Sound	123	14	137	2	7	123	34	37	33
Perth	43	5	48	4	3	1	40	9	10	5
Pictou	28	2	30	2	1	27	11	11	4
Pembroke	34	9	43	1	1	3	38	16	3	3
Peterborough	61	21	82	1	2	79	51	7	9
Prince Arthur's Landing	32	4	36	36	17	10	3
Simcoe	72	8	80	6	1	3	70	51	8	6
St. Catharines	92	14	106	3	11	9	2	81	26	28	14
Sarnia	242	9	251	1	10	1	1	238	147	64	12
Stratford	102	19	121	1	3	2	4	111	48	23	20
Sandwich	126	26	152	2	13	2	1	134	89	23	10
St. Thomas	124	6	130	16	19	8	4	83	39	39	8
Sault Ste. Marie	28	1	29	29	24	2	2
Toronto	1208	474	1682	38	94	26	11	1513	500	886	120
Walkerton	73	7	80	4	6	3	2	65	52	8	3
Woodstock	127	11	138	5	6	5	1	121	40	40	28
Welland	321	22	343	4	7	17	1	314	149	113	36
Whitby	75	5	80	2	7	6	4	61	20	27	7
Lock-up, Parry Sound	10	10	10	9	1
" Silver Islet
" Bracebridge	1	1	2	2	2
" Manitowaning	13	13	13*	13
" Little Current	4	4	4	3	1
" Nipissing District
Total	5556	1244	6800	161	405	186	58	5990	2681	2127	652

* 4 of these were transferred to Sault Ste. Marie Gaol.

TABLE
Shewing offences for which prisoners

NAME OF GAOL.	Abortion.	Abusive and obscene language.	Arson.	Assault.	Assault, felonious.	Attempted suicide.	Abduction.	Bigamy.	Breaches of the Peace.	Breaches of by-laws.	Burglary.
Brantford.....		5		20	1				3		
Barrie.....			1	14		1			17	1	2
Berlin.....			1	2							
Brampton.....	1				1						4
Brockville.....		3	1	2	2						
Belleville.....				9							
Cayuga.....	1			2					3		
Cornwall.....		1	1	3							
Cobourg.....	1	5		10		1		1			
Chatham.....		1		6					3		1
Goderich.....				12				1			
Guelph.....			1	7	4						1
Hamilton.....		16	1	46	7			1		11	7
Kingston.....				12						1	1
London.....		5	1	18	3						2
Lindsay.....				3							
L'Orignal.....		3		4							
Milton.....			1	1						1	
Napanee.....					1						
Ottawa.....			1	36		2			18		1
Owen Sound.....	1			4	2						
Perth.....			1	5	2					2	
Pictou.....				3	1						
Pembroke.....			1	6	1						1
Peterborough.....				4							
Prince Arthur's Landing.....				1							
Simcoe.....		2		6					4	1	4
St. Catharines.....				17							
Sarnia.....			1	2							
Stratford.....	1	1		5							2
Sandwich.....	1			9	2						
St. Thomas.....	1	1		11							6
Sault Ste. Marie.....				2							
Toronto.....		12		65	42			1		4	10
Walkerton.....			1	7							1
Woodstock.....				6	5					2	2
Welland.....		4		24	3						2
Whitby.....				4	2	2				1	3
Lock-up, Parry Sound.....				3							
" Silver Islet.....											
" Bracebridge.....											
" Manitowaning.....				1							
" Little Current.....				4							
" Nipissing District.....											
Total.....	1	63	15	396	79	6		4	48	24	50

TABLE
Shewing offences for which prisoners

NAME OF GAOL.	Horse, cattle or sheep stealing.	Housebreaking and robbery.	Incendiarism.	Indecent assault and exposure.	Injuries and frequenters of houses of ill fame.	Keeping houses of ill fame.	Larceny.	Manslaughter.	Miscellaneous.	Murder.
Brantford	6	1		1			46		1	
Bardsley			1			1	89			1
Berlin	3					12	16			
Brampton							5			
Brockville		2		1	7	1	14			
Belleville					4	2	8			
Cavara						1	11			
Corwall							12			2
Cobourg	12				2	1	13			
Charlton	6					3	31		5	
Goderich				2			12			1
Guelph		2			7	4	21			
Hamilton	2	1	1		2	3	76			
Kingston				2	2	3	16			
London	10	3		4	14	5	73			
Lindsay							10			1
L'Orignal	4						1			
Milton	2	2					5			
Napanee	1			1			3			
Ottawa				3	10	21	75	1		
Owen Sound				1			10			
Perth							8			
Pictou							6			
Pembroke							6			
Peterborough					1	1	4			1
Prince Arthur's Landing	4			1	3		4			
Simcoe	2						14		3	
St. Catharines		3		1	1		17			
Sarnia	1	4				1	13			
Stratford				1			11			
Sandwich	1	1		3			27			
St. Thomas				1			25		3	
Sault Ste. Marie							9			
Toronto	2	2		7	33	22	301		3	1
Walkerton	1			1			8			
Woodstock	1	3			3		24			
Welland	2			3		2	33			
Whitby	2	4				1	15			
L'Orignal, Parry Sound							2			
" Silver Lake										
" Bracebridge							1			
" Manitowaning							3		1	
" Little Current										
" Nipissing District										
Total	54	34	2	35	95	77	1018	1	16	7

No. 6.—Continued.

were sentenced during the year.

Perjury.	Prostitution.	Rape and assault with intent.	Refusing bail.	Receiving stolen goods.	Seduction.	Selling liquor without license.	Shooting with intent.	Stabbing.	Threatening and seditious language.	Trespass.	Unlawful shooting.	Vagrancy.	Other offences not enumerated.	TOTAL.
12				1		5		1		3		29		163
				1		12			1		1	30	5	150
						12				1		37	10	107
				1				1				38	3	62
	5											35	4	145
												44	6	101
						1						2	4	37
									2				8	49
		1				2						26	6	100
					1	1	1	1	2	4		11	3	107
					1	1	1	1	1	1		16	11	79
				4		1	1	1		2		35	7	117
						1	1	1	12	4		119	20	752
1		2				5				23		56	1	241
							1					89	11	393
				1					1			4		32
													2	16
									1			61	1	75
													2	11
	4			1		1	1		5			34	11	466
	4	1				3						83	11	137
						2						12	5	48
												13		30
		1				2						14	5	43
	2					1	1				1	19	41	82
						1						3	1	36
	4	1				1				4		11	5	80
										1		5	9	106
						1						133	5	251
										1		59	3	121
				1		2	2			2		22	13	152
	2					1	1		2	4		18	15	130
												2		29
			1			43	1	1		7		103	12	1682
									3			14	28	80
	1			2		3	2			1		68		138
	1	1	4	1						10		49	19	343
									1			22		80
														10
														2
														13
														4
3	24	7	5	14	1	86	11	6	31	68	3	1316	287	6300

TABLE No. 7.

Shewing the total number of prisoners, male and female, *sentenced* under each offence during the year.

OFFENCES.	Male.	Female.	Total.
Abortion	1	1
Abusive and obscene language	48	15	63
Arson	15	15
Assault	367	29	396
Assault, felonious	76	3	79
Attempted suicide	5	1	6
Abduction
Bigamy	3	1	4
Breaches of the peace	41	7	48
Breaches of by-laws	23	1	24
Burglary	50	50
Carrying unlawful weapons	18	18
Counterfeiting and passing counterfeit money	9	9
Cruelty to animals	6	6
Cutting and wounding, and attempting same	11	1	12
Deserting employment	5	1	6
Destroying and injuring property	91	13	104
Drunk and disorderly	2085	547	2632
Embezzlement	12	12
Escaping from or obstructing constable	12	1	13
Escaping from prisons	8	8
Forgery	17	17
Fraud, and obtaining money or goods under false pretences	47	10	57
Gambling	3	3
Giving or selling liquor to Indians	15	6	21
Horse, cattle, or sheep stealing	54	54
Housebreaking and robbery	32	2	34
Incendiarism	2	2
Indecent assault and exposure	34	1	35
Inmates and frequenters of houses of ill-fame	31	64	95
Keeping houses of ill-fame	19	58	77
Larceny	879	134	1013
Manslaughter	1	1
Misdemeanour	16	16
Murder	7	7
Perjury	3	3
Prostitution	24	24
Rape and assault with intent	7	7
Refusing bail	5	5
Receiving stolen goods	14	14
Seduction	1	1
Selling liquor without license	74	12	86
Shooting with intent	11	11
Stabbing	6	6
Threatening and seditious language	30	1	31
Trespass	66	2	68
Unlawful shooting	3	3
Vagrancy	1033	283	1316
Other offences not above enumerated	260	27	287
Total	5556	1244	6800

TABLE No. 8.

Shewing the Nationalities, Religious Denominations, Social State, Educational Status, and Habits of the Prisoners committed.

NAME OF GAOL.	NATIONALITIES.						RELIGIOUS DENOMINATIONS.						SOCIAL AND EDUCATIONAL STATE.				
	Canada.	England.	Ireland.	Scotland.	United States.	Other Countries.	Roman Catholic.	Church of England.	Presbyterian.	Methodist.	Other Denominations.	Married.	Unmarried.	Neither read nor write.	Temperate.	Intemperate.	TOTAL.
Brantford	206	29	50	10	20	3	60	147	9	61	41	103	215	123	109	209	318
Barrie	129	128	183	35	8	9	165	227	80	15	5	89	403	66	47	445	492
Berlin	59	29	24	12	11	15	47	46	15	19	23	50	100	31	71	79	150
Brampton	86	120	125	37	14	9	116	163	69	37	6	75	316	61	245	146	391
Brockville	141	9	54	10	12	3	104	68	25	26	6	90	139	92	43	186	229
Belleville	101	4	58	3	3	1	69	26	19	43	11	55	113	92	28	140	168
Cayuga	42	10	4	1	13	1	17	23	8	19	4	10	61	22	55	16	71
Cornwall	59	6	11	2	8	3	47	7	26	6	...	44	42	42	38	48	86
Cobourg	90	19	26	9	3	2	28	59	23	24	15	48	101	34	40	109	149
Chatham	80	10	17	4	47	5	48	29	13	60	13	73	90	33	105	58	163
Goderich	63	21	23	9	6	3	19	39	28	33	6	46	79	19	50	75	125
Guelph	81	28	41	8	16	6	71	50	24	31	4	43	137	43	87	95	180
Hamilton	291	157	271	68	68	25	316	271	134	127	33	423	458	147	125	776	881
Kingston	103	47	86	15	10	4	122	91	22	26	4	75	189	98	68	197	265
London	294	145	149	46	69	33	200	293	76	115	43	24	513	166	287	440	727
Lindsay	33	4	7	8	2	...	12	15	14	9	4	18	36	12	21	33	54
L'Orignal	18	...	1	13	3	3	12	7	13	8	11	19
Milton	46	145	149	42	3	4	116	190	43	27	13	23	366	54	16	373	389
Napanee	35	5	3	3	1	...	7	5	3	30	2	17	30	22	23	24	47
Ottawa	437	56	146	22	22	8	460	124	66	39	2	230	461	211	113	578	691
Owen Sound	77	42	44	27	3	5	28	71	48	30	21	56	142	75	102	96	198
Perth	38	3	22	4	2	...	18	26	15	9	1	21	48	8	32	37	69
Pictou	54	9	23	1	4	2	22	39	12	17	3	36	57	23	26	67	93
Pembroke	34	4	9	4	...	3	24	8	9	11	2	22	32	23	31	23	54
Peterborough	51	9	25	3	1	1	47	23	5	11	4	39	51	53	32	58	90
Prince Arthur's L'dg.	64	12	24	5	7	14	63	25	15	10	13	33	93	50	18	108	126
Simcoe	91	11	101	12	17	4	10	23	9	28	75	65	80	54	82	63	145
St. Catharines	80	13	21	3	10	4	57	28	11	29	6	46	85	26	39	92	131
Sarnia	159	37	101	18	25	1	150	128	33	23	7	73	208	255	199	142	341
Stratford	70	36	58	18	12	7	61	49	53	27	11	100	101	41	103	98	201
Sandwich	74	19	31	8	44	14	75	46	16	30	23	95	95	29	81	109	190
St. Thomas	96	41	26	11	57	6	58	59	30	48	42	82	155	21	151	86	237
Sault Ste. Marie	27	4	...	2	10	5	13	4	1	25	8	13	14	19	33
Toronto	994	490	815	132	150	59	1037	1922	266	214	101	872	1768	540	561	2079	2640
Walkerton	42	15	17	10	3	6	17	27	28	18	3	44	49	39	48	45	93
Woodstock	110	100	81	44	32	23	96	161	60	43	30	126	264	168	130	230	390
Welland	128	47	137	20	73	16	185	140	34	45	17	138	283	215	94	337	421
Whitby	71	22	18	13	8	1	22	34	22	46	9	61	72	29	76	57	133
Lock-up, Parry Sound	8	...	4	4	...	2	3	2	12	1	...	5	13	4	14	4	18
“ Silver Islet
“ Bracebridge	...	1	1	2	2	2	...	2
“ Manitowaning	9	...	3	...	1	...	4	3	4	2	...	6	7	8	1	12	13
“ Little Current	3	11	1	1	2	2	2	2	2	2	4
“ Nipissing Dist.	3	3	3	3	3	3	3
Total	4677	1888	2889	678	790	298	4028	3798	1397	1393	604	3687	7533	2931	3115	7865	11220

TABLE

Shewing the Occupation, Trade or Calling of Prisoners

NAME OF GAOL.	Agents and Commercial Travellers.	Auctioneers.	Bakers.	Barbers.	Bar-tenders.	Blacksmiths and Boiler-makers.	Boot and Shoemakers.	Boys (no occupation).	Brewers and Distillers.	Brickmakers and Bricklayers.	Broom, Brush and Basket-makers.	Butchers.	Cabinetmakers and Upholsterers.	Carpenters and Joiners.	Carriage and Wagonmakers.	Cigar-makers.
Brantford	7		5	1	1	3	5	4		1	3			11	2	
Barrie			3	2	1	1	2			1		1		1	1	
Berlin	2		2	1	1	6	4	3		2	1	3	1	1		
Brampton			4	3		7	10			3		6	2			1
Brockville	5		1	1	1	1	5					7	1	2		1
Belleville					1	1								4		1
Cayuga				1		6	1		1	1		2		1		
Cornwall			1	1		2	2					1		3		
Cobourg			1	1		2	4				1		1	4		
Chatham	4			1			3	5		3		2	2	3		3
Goderich	4		1	1		3	1	3		1			1	8		
Guelph	5					2	6	9		2		2	1	10		2
Hamilton	6		4	4		12	21	18		2		8	3	22		16
Kingston			3		1	6	8	10	1	1				5		1
London	7		8	3	4	13	19	53	1	8	1	5	5	23	8	3
Lindsay	1			1		2	1							1		
L'Orignal								2						2		
Milton			1			4		5				1		1		
Napanee	1						2						1			
Ottawa	4		1	4	4	10	10	35		4		4		29	2	1
Owen Sound				1		4	2	1				1	2	8		
Perth						3	5	1					2			
Pictou	2				1	2				2		3		1		
Pembroke			1	1										2		
Peterborough						2						2		1		
Prince Arthur's Landing						2	5	1				3		7	1	
Simcoe	2					1		12				1	1	5	1	
St. Catharines				1		4	6	4						6	1	
Sarnia				1			7							4		
Stratford	1	2	6			6	1	1		4		1		8		
Sandwich	2		1			1	6	6	1	3				11		1
St. Thomas			1	3			10			5		1		12	2	3
Sault Ste. Marie												1		1		
Toronto	38	4	14	12	2	28	76	108		46	16	25	7	77	7	12
Walkerton	1					3				2		2	1	1	1	
Woodstock			1			15	15	11		3	1	3	2	3		3
Welland			3	6			10	9	3			5		10		
Whitby	3					1	1	2			1			3		
Lock-up, Parry Sound												1				
“ Silver Islet																
“ Bracebridge																
“ Manitowaning														1		
“ Little Current																
“ Nipissing District																
Total	91	6	62	50	15	163	249	297	4	93	24	93	33	293	27	47

No. 9.

Committed for the Year ending 30th September, 1879.

Clerks, Book-keepers and Students.	Collectors.	Contractors.	Constables.	Coopers.	Dentists.	Doctors and Druggists.	Dressmakers.	Engravers.	Engineers and Machinists.	Farmers and Yeomen.	Gardeners.	Grocers.	Harness and Trunkmakers.	Hatters.	Hotel-keepers and Licensed Victuallers.
2				4					3	45	2	1	1		8
3				3					4	20					
1				1		1			5	7	1		1	1	4
9				2		1	1		7	7			1		
1				1					2	4	1		1		1
8				1		2			2	6		1			3
1									2	9	1	1	1		1
3										16					1
5	1			1			1			8	1				3
			1	2					1	17					2
				2		1	1		2	22					2
				1		2	1		3	19	1		2		
20				1		1	2		25	10	8	1	1	3	4
3				2		2	1		1	14	1				1
14			2	7	1	2	2		4	65	5	1	3		3
				1		1				6				1	
									1	4					
									1	6					
27				1					1	7	2	1	5	1	1
				3					7	29	1				2
3		2					2			3					
							1		1	5					
1										11					
1				2						6			1		3
3							1		2	3					1
2							1		3	29			1		3
						2			1	5					
1									2		1				1
1				1					2	11		1			
12				2		2			3	30	1				2
7				3					1	16	1		1	1	2
							1			9					1
79		3		14	1	9	5	10	27	20	16	17	12	10	11
2				3			2		1	18					1
6			2				1		3	11		1	2		
2		2					2		7	24	1	1			2
				3			1		2	13			2		
										4					
										1					
										3					1
										1					
										2					
217	1	7	5	61	2	26	26	10	122	550	44	26	35	17	64

TABLE

Shewing the Occupation, Trade or Calling of Prisoners

NAME OF GAOL.	Householders.	Labourers.	Lawyers.	Lumbermen.	Masons and Stone-cutters.	Merchants and Traders.	Millwrights and Wheelwrights.	Millers.	Moulders.	Pedlars and Hawkers.	Printers.	Plumbers and Painters.	Photographers.	Prostitutes.	Railway Employés.
Brantford	13	121			6	1				1	7			12	
Barrie	1	393			1						1	9		3	
Berlin		74									12				
Brampton		221			7		3		7	4		9	2		
Brookville	21	107			9				5	1		1			1
Belleville	9	81		1	4									29	
Cayuga		29										12			
Cornwall		32			4	1									
Cobourg		73				1	1		1	2	3	1		2	
Chatham		84			2	1			1			2		3	
Goderich		29			1	1						6			
Guelph		33			5	1		2	2			1			
Hamilton	32	352		2	15	1	1		11	5	3	31			
Kingston		70			13	3		1	12	1	3	1		13	
London	17	218		2	4	2	1	1	12	4	3	7	1		8
Lindsay		28				1								2	
L'Orignal		10				1									
Milton		357							2			1	3		
Napanee		2				1									
Ottawa	10	256			12	3				1	3	16	1	118	
Owen Sound		93			3			1				1	1	4	
Perth		31													
Pictou		43			5	1					1	2			
Pembroke		16		5	1										
Peterborough		36			1				1			1		2	
Prince Arthur's Landing		68				2								3	
Simcoe		35							2	1	2	3		4	
St. Catharines	5	49			3					1	2	2		5	1
Sarnia		282			2							2		1	2
Stratford		98			1		1			5		2			2
Sandwich	11	37		1	1	1			1			2			2
St. Thomas		91				2	2		3	1		5	2	3	
Sault Ste. Marie		8													
Toronto	6	737	1	2	25	17	1	1	32	29	35	80		339	2
Walkerton		21			3	2						3			
Woodstock	5	207	3						12	1		7			
Welland		228		1	10	4			7	2	5	4		10	2
Whitby		59		1		1		1	1	2	1	1		3	
Lock-up, Parry Sound		9		3					1						
“ Silver Islet															
“ Bracebridge	1														
“ Manitowaning		5													
“ Little Current				3											
“ Nipissing District		1													
Total	131	4792	4	21	137	47	10	7	100	60	71	232	8	556	20

No. 9.—Continued.

Committed for the Year ending 30th September, 1879.

Rope-makers	Sailors and Fishermen.	School and Music Teachers.	Servants and Washerwomen.	Tailors.	Tanners and Curriers.	Teamsters, Drivers and Grooms.	Telegraph Operators.	Tinsmiths.	Watchmakers and Jewellers.	Weavers and Woolworkers.	Whitewashers and Plasterers.	Wood Turners.	No Occupation.	Other Occupations.	Total.
1	1	10	10	1	1	1	2	3	1	1	23	4	318		
1	7	14	11	1	1	1	1	1	1	1	12	3	492		
1	1	11	10	1	1	1	1	1	1	1	12	3	150		
3	1	8	28	1	1	1	4	3	1	1	26	21	391		
1	1	5	8	1	2	1	2	1	1	1	5	6	229		
1	1	5	5	1	2	1	1	1	1	1	1	3	168		
7	1	11	14	1	1	1	1	1	1	1	1	1	71		
4	4	4	4	2	1	1	1	1	1	3	4	2	86		
11	4	4	4	2	2	1	1	1	3	2	2	4	149		
21	4	109	12	1	1	6	8	3	4	3	29	10	163		
4	11	11	12	1	1	1	1	1	3	3	21	53	180		
4	1	92	25	2	29	6	1	1	3	2	48	5	881		
1	1	5	1	1	1	1	1	1	1	1	2	5	265		
1	1	1	1	1	1	1	1	1	1	1	1	1	727		
1	1	1	1	1	1	1	1	1	1	1	1	1	54		
1	1	1	1	1	1	1	1	1	1	1	1	1	19		
4	1	1	1	1	1	1	1	1	1	1	1	1	389		
3	1	53	4	1	11	10	4	1	6	9	23	47	691		
3	1	10	3	3	3	1	1	2	7	6	198	69	198		
7	3	3	4	4	4	1	1	2	14	5	69	93	54		
4	1	1	1	1	1	1	1	1	13	15	90	126	145		
9	2	12	3	3	3	3	1	1	4	3	131	341	201		
5	1	1	6	6	2	2	2	1	2	14	4	341	201		
15	11	1	1	1	1	2	1	2	4	10	12	190	237		
6	24	7	5	1	1	2	3	1	1	2	1	20	33	2640	
1	46	2	129	35	6	53	4	19	2	3	14	4	227	62	93
2	5	7	4	4	9	6	1	1	1	4	26	2	390	421	133
19	17	5	12	12	12	12	12	12	12	12	12	12	12	12	18
1	1	1	1	1	1	1	1	1	1	1	1	1	1	1	2
1	1	1	1	1	1	1	1	1	1	1	1	1	1	1	13
1	1	1	1	1	1	1	1	1	1	1	1	1	1	1	4
1	1	1	1	1	1	1	1	1	1	1	1	1	1	1	3
4	186	34	604	147	23	135	12	60	24	34	56	12	621	308	11220

TABLE

Shewing the number of escapes and deaths, the revenue derived from prison number of prisoners in

NAME OF GAOL.	ESCAPES AND DEATHS.		
	Escaped and evaded re-capture.	Escaped and recaptured.	Deaths.
Brantford.....			
Barrie.....			1
Berlin.....	2	1	
Brampton.....			
Brockville.....			1
Belleville.....			
Cayuga.....			
Cornwall.....			1
Cobourg.....			
Chatham.....			
Goderich.....	2	1	1
Guelph.....			1
Hamilton.....			1
Kingston.....			1
London.....			1
Lindsay.....			1
L'Original.....			
Milton.....			
Napanee.....	2		
Ottawa.....		1	
Owen Sound.....			
Perth.....			1
Pictou.....			
Pembroke.....			2
Peterborough.....			
Prince Arthur's Landing.....			
Simcoe.....	1		
St. Catharines.....			
Sarnia.....			
Stratford.....	1		4
Sandwich.....			
St. Thomas.....	5	1	
Sault Ste. Marie.....			
Toronto.....		2	2
Walkerton.....			
Woodstock.....	3		3
Welland.....			
Whitby.....			
Lock-up, Parry Sound.....		1	
.. Silver Islet.....			
.. Bracebridge.....			
.. Manitowaning.....			
.. Little Current.....			
.. Nipissing District.....			
Total.....	16	7	21

No. 10.

labour, the cost of diet, the accommodation of the gaols, and the highest and lowest custody during the year.

REVENUE DERIVED FROM PRISONERS' LABOUR.		DIETARY.		GAOL ACCOMMODATION.			
Actual cash revenue derived from prisoners' hard labour.		Cost of daily rations per head.	Are Gaol regulations with respect to dietary observed?	Number of cells in Gaol.	Number of distinct corridors or wards.	Greatest number of prisoners confined in Gaol at any time during the year.	Lowest number.
\$ cts.	cts.						
.....	8 ⁹⁵	Yes.	30	8	31	10	
.....	14	Yes.	27	7	56	11	
.....	10 ³	Yes.	25	6	21	3	
150 00	7 ¹²	Yes.	25	4	33	4	
.....	8 ¹	Yes.	29	3	34	9	
.....	9	Yes.	18	4	23	6	
.....	9 ¹	Yes.	14	4	15	1	
.....	12 ³	Yes.	17	3	12	2	
.....	12 ³	Yes.	24	5	18	6	
.....	14	Yes.	26	4	22	6	
120 00	9	Yes.	12	4	28	2	
.....	10	Yes.	36	7	28	3	
.....	6 ¹	Yes.	60	6	82	28	
.....	7 ¹	Yes.	53	9	48	10	
.....	9 ³	Yes.	57	9	60	23	
.....	7 ³	Yes.	18	4	9	
.....	13 ³	Yes.	18	6	8	1	
.....	6 ¹	Yes.	22	4	52	
.....	8 ³	Yes.	18	4	12	2	
.....	10 ¹	Yes.	97	8	54	28	
.....	10	Yes.	32	6	68	6	
.....	15	Yes.	18	4	19	8	
.....	9	Yes.	26	6	9	3	
53 70	8	Yes.	24	4	20	8	
.....	10 ³	Yes.	24	4	16	2	
.....	23 ¹	Not given.	15	3	16	1	
1 00	11	Yes.	24	8	22	3	
.....	18	Yes.	40	8	20	7	
.....	8 ³	Yes.	16	4	23	2	
.....	6 ⁴	Yes.	24	6	25	8	
.....	10	Yes.	34	4	22	7	
.....	12 ¹	Yes.	16	4	31	9	
.....	11 ¹	Yes.	14	3	6	1	
.....	7 ³	No.	184	12	164	88	
2 00	8 ³	Yes.	24	8	12	1	
250 00	13	Yes.	32	6	43	10	
.....	8	Yes.	36	4	54	16	
50 00	10	Yes.	22	5	22	3	
.....	32 ³	Not given.	5	2	2	
.....	Not given.	5	1	0	
.....	58 ³	Yes.	5	2	2	
.....	Not given.	5	1	3	
.....	9 ¹	Yes.	5	3	3	
.....	60	Not given.	5	1	
\$626 70							

TABLE

Shewing the number of Prisoners, how maintained, and cost

NAME OF GAOL.	HOW MAINTAINED.				
	Total number of prisoners committed during the year.	Number of prisoners whose maintenance was defrayed by the Province.	Number of prisoners whose maintenance was defrayed by the Municipalities.	Total number of days' custody of Government prisoners.	Total number of days' custody of Municipal prisoners.
Brantford	518	129	189	2593	3981
Barrie	492	71	421	2402	4799
Berlin	150	49	101	1419	1949
Brampton	391	13	378	264	4670
Brockville	229	43	186	1111	5854
Belleville	168	61	107	1774	4177
Cayuga	71	37	34	1269	672
Cornwall	86	43	43	1127	1165
Cobourg	149	44	105	1368	3404
Chatham	163	78	85	2734	1599
Goderich	125	51	74	1734	2662
Guelph	180	54	126	1968	2960
Hamilton	881	169	721	3540	15690
Kingston	265	61	204	1428	7809
London	727	161	566	5109	10122
Lindsay	54	29	25	708	924
L'Orignal	19	10	9	555	264
Milton	389	21	368	376	3737
Napanee	47	13	34	401	1831
Ottawa	691	60	631	2983	13322
Owen Sound	198	39	159	2281	7868
Perth	69	19	50	1192	3839
Pictou	93	12	81	943	881
Pembroke	54	20	34	1434	2345
Peterborough	90	14	76	381	2239
Prince Arthur's Landing	126	126		2159	
Simcoe	145	80	65	1710	962
St. Catharines	131	19	112	1065	4053
Sarnia	341	40	301	1103	5279
Stratford	261	32	169	912	4261
Sandwich	190	58	132	1932	2859
St. Thomas	237	107	130	2684	2323
Sault Ste. Marie	33	33		586	
Toronto	2640	736	1904	12302	33605
Walkerton	93	26	67	1064	966
Woodstock	300	60	330	2691	5216
Welland	421	67	354	2100	8461
Whitby	133	58	75	109	4553
Lock-up, Parry Sound	18	18		32	
“ Silver Islet					
“ Bracebridge	2	2		30	
“ Maniowaning	13	13		48	
“ Little Current	4	4		39	
“ Nipissing District	3	3		18	
Total	11,220	2,774	8,446	70,778	181,301

No. 11.

of maintenance for the year ending 30th September, 1879.

GAOL EXPENDITURE.										SALARIES OF									
Cost of food, clothing, fuel and maintenance.		Cost of Official salaries.		Cost of repairs.		Total gaol expenditure for the year.		Average cost per prisoner on entire gaol expenditure, including repairs.		Average cost per prisoner for food, clothing, fuel, maintenance and repairs.		Average cost per prisoner for salaries and wages.		Gaoler.	Turnkey.	Matron.	Gaol Surgeon		
£	c.	£	c.	£	c.	£	c.	£	c.	£	c.	£	c.	£	c.	£	c.		
1589	58	1550	00	123	60	3263	18	10	26	4	85	700	00	500	00	150	00	200	00
2002	79	1505	60	124	35	4232	14	8	60	5	54	800	00	365	00	140	00	200	00
839	50	1100	00	2	00	1941	50	12	91	5	61	500	00	400	00	100	00	100	00
791	06	1050	60	82	87	1895	93	4	85	2	17	500	00	400	00	100	60	50	00
1013	67	1475	00	60	03	2545	70	11	13	4	68	900	00	325	00	150	00	100	00
814	99	1125	00	368	06	2392	65	13	73	7	04	400	00	400	00	200	00	125	00
521	59	1185	00	60	35	1766	94	24	88	8	19	600	00	365	00	80	00	110	00
794	50	1150	60	1854	50	21	56	8	19	700	00	250	00	60	00	100	00
1872	00	1580	00	211	00	3663	60	24	58	13	98	800	00	590	60	200	00	80	00
1948	29	1591	50	75	00	2714	79	16	65	6	89	709	50	522	50	209	50	150	00
966	73	1220	00	114	91	2391	64	18	41	8	65	550	00	330	60	100	60	140	00
1402	36	1450	00	2852	36	15	84	7	79	600	00	450	00	200	00	200	00
2640	60	3275	00	482	61	6097	61	7	26	3	54	1000	00	1675	00	350	00	250	00
2637	16	1750	00	719	24	5406	49	19	26	12	66	800	00	600	00	200	00	150	00
2494	28	3443	75	452	94	6270	97	8	62	3	93	700	00	2067	50	456	25	250	00
305	42	1180	00	1485	42	27	50	5	65	500	00	400	00	200	00	80	00
356	33	650	00	1006	33	52	96	18	75	34	21	550	00	100	00
422	48	770	00	1192	48	3	06	1	68	500	00	160	00	50	00
743	59	1000	00	1743	59	37	69	15	82	21	27	475	00	350	00	100	00
3044	40	2400	60	339	37	3774	77	4	85	3	47	900	00	1000	00	300	00	200	00
2192	36	2602	50	196	40	4361	25	21	72	11	61	10	11	700	00	602	50	300	00
1009	52	1240	00	194	40	2373	52	34	10	16	13	17	97	600	00	400	00	160	00
388	46	816	00	13	00	1217	46	13	09	4	32	8	77	400	00	250	00	106	00
550	00	1665	00	7	00	1622	00	39	63	10	31	19	72	500	00	365	00	109	00
994	22	1275	00	2269	22	25	21	11	05	14	16	650	00	375	00	100	00
856	26	1120	00	31	40	2067	66	15	93	7	04	8	89	500	00	400	00	120	00
818	84	1900	00	1818	84	12	75	5	85	6	90	400	00	300	00	200	00
910	65	1940	60	272	83	3123	48	23	84	9	03	14	81	720	00	720	00	200	00
1910	60	1409	60	263	15	3573	15	10	48	6	37	4	11	650	00	400	00	200	00
1171	97	1191	00	100	39	2463	36	12	25	6	33	5	92	450	00	400	00	216	00
846	53	1450	00	46	67	2343	26	12	33	4	70	7	63	550	00	500	00	200	00
1097	95	1289	00	103	67	2492	62	10	52	5	68	5	44	700	00	389	00	100	00
351	98	900	00	1251	98	37	93	10	66	27	27	400	00	300	00	100	00
7633	52	9451	65	200	39	17285	56	6	54	2	96	3	58	*2100	00	5675	00	560	00
437	60	1325	00	6	15	1768	75	19	01	4	77	14	24	650	00	375	00	200	00
1597	69	1750	00	525	01	3872	70	9	93	5	44	4	49	800	00	400	00	200	00
2560	60	1801	00	499	00	4854	00	11	53	7	24	4	29	660	00	800	00	254	00
582	59	1375	00	118	40	2075	90	15	61	5	28	10	33	850	00	250	00	125	00
35	36	200	00	235	36	13	07	1	97	11	10	200	00
15	12	15	12
49	12	200	00	249	12	124	56	24	56	100	00	200	00
.....	200	00	200	00	15	38	200	00
67	97	200	00	15	65	283	62	70	99	20	99	50	00	200	00
24	75	300	00	324	75	108	25	8	25	100	00	200	00
52,856	24	63,914	40	5,583	44	122,354	08	10	90	5	20	5	70

* Salaries of Gaoler and Assistant Gaoler.

† More than one Turnkey employed.

TABLE No. 12.

Shewing the total number of Prisoners that were in the several Gaols of the Province on the evening of the 30th September, 1879, and the nature of their imprisonment.

NAME OF GAOL.	CLASSIFICATION.				NATURE OF IMPRISONMENT.						Total number of prisoners.
	Men.	Women.	Boys under 16.	Girls under 16.	Waiting trial.	Under sentence for periods of two months or under.	Under sentence for periods over two months.	In default of sureties to keep the peace.	Insane, idiotic or imbecile persons.	Otherwise detained.	
Brantford	9	5	3		3	7	6	1			17
Barrie	9	1	1			5	4		2		11
Berlin	13		1		3	3	3				14
Brampton	4	4				4			2		8
Brockville	8	6			1	6	6		1		14
Belleville	10	10			5	5	8	1	1		20
Cayuga	2		1		2	1					3
Cornwall	6	1	1			2			4	2	8
Cobourg	9	2	2		5	3	5				13
Chatham	9	1	1			5	5	1			11
Goderich	7	1	1			5	3		1		9
Guelph	10	4			6	4	1		1	2	14
Hamilton	23	21		1	4	24	15	1			45
Kingston	14	14	2	1		3	25	1	2		31
London	21	11	3		11	17	6	1			35
Lindsay	2						2				2
L'Orignal	2				1		1				2
Milton	1		1		1		1				2
Napanee	2					1		1			2
Ottawa	21	15			5	23	8				36
Owen Sound	11	2			2	4	4	1	1	1	13
Perth	5	2	1				6		2		8
Picton	2	2				3	1				4
Pembroke	5	4			1	2	6				9
Peterborough	5	3			1		7				8
Prince Arthur's Landing	3	2			1	1	2		1		5
Simcoe	4	5			4		3		2		9
St. Catharines	11	5	1		1	7	4	1	3	1	17
Sarnia	17	3	1		6	7	7		1		21
Stratford	10	4	2		2	8	6				16
Sandwich	9	4	1		4	5	5				14
St. Thomas	12				3	6	2	1			12
Sault Ste. Marie	2	1			1	2					3
Toronto	91	44			29	70	30	2	4		135
Walkerton	3					1	2				3
Woodstock	13	2			6	3	5		1		15
Welland	18	3			5	8	8				21
Whitby	5	1	1		2	2	2	1			7
Lock-up, Parry Sound											
“ Silver Islet											
“ Bracebridge											
“ Manitowaning	1					1					1
“ Little Current											
“ Nipissing District											
Total	409	183	24	2	117	253	200	13	29	6	618

CENTRAL PRISON OF ONTARIO,

TORONTO.

The following statement exhibits the movements of the Central Prison population during the year ending 30th September, 1879:—

Number of prisoners remaining in custody on 30th September, 1878	359
Committed during the year ending 30th September, 1879.....	567
	926
Total number of prisoners in custody during the year..... ..	926

DISCHARGES.

By expiration of sentence..... ..	583
By payment of fine	10
By order of Secretary of State for Canada.....	10
By re-transfer to County Gaols..... ..	2
By removal to Asylums upon certificate of insanity...	4
Escaped	2
Died	4
	615
Remaining in custody on 30th September, 1879.....	311

If these figures be compared with those shewing the movements of prisoners in the preceding year, it will be seen that there was a decrease in the number of transfers and commitments from 638 to 567, and that the whole number of prisoners in custody during the twelve months was reduced from 999 in 1878 to 926 in 1879.

Of the 567 prisoners received into custody, 415 were sentenced direct to the Central Prison by the Judiciary, and 152 were first sentenced to Common Gaols, and subsequently transferred to the Prison.

Respecting the discharges, it will be observed that 583 prisoners were discharged on expiration of sentence, 10 on payment of fine, 10 by direction of the Dominion Executive, 2 were transferred back to the Common Gaols, having been found unfit for work, 4 were removed to Asylums for the Insane, 4 died, and 2 escaped, and so far have not been recaptured.

As above stated, only 4 deaths occurred in twelve months out of a gross population of 926. This rate of mortality is exceedingly low, being less than *one half per cent.* of the whole number of prisoners in custody during the year. This is considerably smaller than the death rate of the ordinary population, and shews that a regular life and constant occupation, even if under enforced conditions, tends to health and longevity. Inquests were held in every case, and the following summary shews the names of the prisoners who died, the date of death, and the verdict of the coroner's jury:—

Henry Harris, October 26th, 1878, "Consumption."

John Russell, March 21st, 1879, "Inflammation of the lungs, and pleura, combined with disease of the heart."

James Winters, May 21st, 1879, "Inflammation of the lungs."

William Fletcher, June 21st, 1879, "Consumption."

The 4 prisoners transferred to Asylums, gave evidence of insanity shortly after their reception in the prison; and upon this being reported to me, I directed that they should be examined, as required by the Statute, and on the certificates of their insanity being signed by the proper authorities, they were removed to the Asylum, under the warrant of the Lieutenant-Governor.

I regret to again have to state that prisoners are still occasionally sentenced direct to the Central Prison, who are quite unfitted for hard labour, through ill-health, or physical or mental incapacity. In some instances, one-armed or one-legged and one-handed men have been so sentenced, and the presence of these comparatively helpless prisoners greatly interferes with the proper discipline and management of the Prison, which has for its object the daily employment of every inmate. Each of these cases was brought to the notice of the Attorney-General, who communicated with the Member of the Judiciary by whom the prisoners were sentenced.

It is to be hoped that in future the sentencing authorities will see the importance of only sending such men to the Central Prison as are capable of performing hard labour.

Only 2 escapes took place from the Prison during the year, and considering that a large proportion of the prisoners have been engaged at extra-mural labour, no better evidence could be adduced of the strict discipline and careful supervision maintained, than this small number of escapes.

The periods of sentence passed upon the prisoners transferred to the Central Prison, together with their nationalities, religious denominations, civil conditions, social habits and educational status, are given in the following summaries:—

Sentences of Prisoners.

For 1 month and under.....	11
For periods over 1 month and up to 2 months	16
For periods over 2 months and up to 3 months, inclusive	83
For 4 months.....	59
“ 5 “	11
“ 6 “	224
“ 7 “	2
“ 8 “	6
“ 9 “	20
“ 11 “	4
“ 12 “	93
“ 13 “	1
“ 14 “	1
“ 15 “	1
“ 16 “	1
“ 18 “	17
“ 20 “	2
“ 22 “	2
“ 23 “	7
“ 2 years	3
“ 3 “	1
“ 4 “	1
“ 5 “	1

Nationalities.

Canadian	260
English	89
Irish	89
Scotch.....	36
United States	75
Other countries	18
	567

Religious Denominations.

Church of England	208
Roman Catholic.....	215
Presbyterian	47
Methodist	65
Other religions	26
No religion.....	6
	567

Civil Condition.

Married	144
Single	423
	567

Social Habits.

Temperate	132
Intemperate	435
	567

Educational Status.

Could read and write	414
Could read only.....	85
Could neither read nor write	68
	567

It will be observed that the average period of sentence is still very short; of the 567 prisoners committed during the year, only 131 were sentenced for terms of a year and over. Considering the fact that 150 of the prisoners received during the year, have been re-committed to the Central Prison from 1 to 6 times and over, since its opening in 1874, and having regard to the nature of the crimes for which the prisoners were convicted, it will, I think, be generally admitted that the periods of imprisonment are too short to allow of the accomplishment of the objects for which the Prison was founded.

CONSTRUCTION AND ALTERATIONS.

While my last Annual Report was going through the press, a fire occurred at the Central Prison, to which I briefly referred. The fire took place on the night of the 13th November, and the large brick Foundry (then used as a store-house

for wooden-ware), the Saw Mill and the Paint Shop were totally destroyed, besides slight damage being done to other buildings. The loss on the buildings was \$19,600, and the insurance \$9,000; on the manufactured goods the loss was \$19,800, and the insurance \$17,764; and on the machinery, plant and fixtures the loss was \$12,800, and the insurance \$6,900.

The foundry building has been reconstructed by the Public Works Department, and made into a substantial two-storey brick structure, measuring 160 feet by 80 feet. It is now used exclusively for the Broom Factory carried on by the Messrs. H. A. Nelson & Sons.

The debris of the frame buildings destroyed by the fire, has been cleared away, and the sites upon which they stood have been added to the yard space. At present there is only one frame structure within the Prison yard, so that the likelihood of an outbreak of fire is much reduced.

INDUSTRIAL EMPLOYMENT.

During the past year, the prisoners have been employed in making brick, brooms, clothing, boots and shoes, iron work, mats, wooden-ware, brushes, etc., and a considerable amount of work has also been done in connection with the erection of the new shop, previously referred to, and upon the grounds of the Andrew Mercer Reformatory, and on those of the Prison. The following statement shows the number of days' work performed in each branch of the Prison industries, distinguishing between what was remunerative labour and productive of revenue, and what was performed in connection with the maintenance of the Prison:—

Remunerative Labour.

Wooden-ware department	13,553	days.	
Broom shop	19,569	"	
Brush shop	261	"	
Tailor shop	5,070	"	
Shoe shop	2,660	"	
Brickyard	9,579	"	
Blacksmith shop	3,655	"	
Labour on new shop and Mercer Reformatory	954	"	
	—		55,301 days.

Unproductive Labour, but which would otherwise have to be paid for.

Carpenter work	253	days.	
Tinsmith "	173	"	
Engineering, plumbing and machinists' work	609	"	
Coopering work	25	"	
Painting and glazing work.....	426	"	
Sewer construction, and sod-cutting and laying	359	"	
Garden and farm gang	2,387	"	
	—		4,232 days.

Forward..... 59,533 days.

Ordinary Maintenance Labour.

<i>Brought forward</i>		59,533 days.
Clerks	332 days.	
Whitewashers	1,151 "	
Laundry and wash-house work	1,769 "	
Cooking and kitchen work.....	2,227 "	
Baking	904 "	
Hair-cutting and shaving	608 "	
Yardmen, coal-carriers, etc.....	2,081 "	
Corridor-cleaners, etc.....	5,327 "	
Gate-keepers.....	756 "	
Runners and orderlies.....	2,490 "	
Bucket men	697 "	
Store men.....	615 "	
Butchers	304 "	
Firemen and stokers	429 "	
Guard-room	923 "	
Stable men	384 "	
Outside men for miscellaneous work ...	2,572 "	23,569 days.
		83,102 days.

In last year's report, I stated that the manufacture of wooden-ware had proved unremunerative and was in some other respects, chiefly the liability to waste and destroy material, unsuited to short date prison labour. For these reasons, the stock of manufactured wares on hand and the goods in course of manufacture, were disposed of to Mr. E. B. Eddy of Hull, together with the plant and machinery used in the manufacture of hollow wooden-ware. The Brush Department was also closed at the same time. All the other industries of a productive character mentioned in the foregoing statement, are still being carried on, and the number of prisoners in the Broom Shop has been largely increased, and additional prisoners have also been engaged in the Brick-yard. Notwithstanding this, a considerable number of prisoners are without employment and a still greater number will be in that condition during the ensuing winter, on the closing of the Brick-yard in November. It is, therefore, of paramount importance that industrial work, if possible of mechanical order, should be obtained for one hundred prisoners.

The north shop fitted up and equipped with all the fixtures and appliances for wood-work, and the south shop with those for iron manufacture, are now available for these descriptions of work. I have, therefore, recommended that I be authorized to advertise for offers for the leasing of these shops, with their plant and machinery, together with the labour of from 75 to 100 prisoners.

MANAGEMENT OF INDUSTRIAL DEPARTMENT.

Owing to the stoppage of the wooden-ware manufactory, and the sale of the machinery, and the destruction of some of the shops by fire, it was decided to permanently increase the number of prisoners leased to Messrs. H. A. Nelson and Sons, for the manufacture of brooms, and to extend the operations of the brick-yard in summer.

These changes rendered the working of the Industrial Department comparatively simple, and made it unnecessary to retain on the staff of the Prison, the official known as the Industrial Manager. Experience seeming to prove that it would be better to combine the management of the industrial and disciplinary

Departments of the Prison under one executive officer, I, therefore, under the authority of the Government, issued, on the 20th September, the following letter of instruction to the Warden of the Prison:

"The Manager of the Central Prison Industries having been appointed to the Superintendency of the Ontario Institution for the Deaf and Dumb, and the position which he formerly held thus becoming vacant, it is necessary to re-organize the Industrial Department, in its relation with the disciplinary routine of the prison. I have, therefore, to instruct you as follows:—

"*First.* From this date the industrial and disciplinary affairs of the prison are amalgamated, and their entire management and supervision are placed under the direction of the Warden who will be held responsible for their effective working in all details.

"*Second.* The Accountant of the Industrial Department, the foremen of shops, and other officials and *employés*, who were formerly under the Industrial Manager, are now under the direction of the Warden, who will supervise and direct their respective duties and work.

"*Third.* The Accountant of the Industrial Department will make requisitions for all material, goods, etc., required in that department, which, when approved by the Warden, will be transmitted by him to the Inspector, for authority for, and instructions as to, the purchase of the goods or material needed.

"*Fourth.* The monthly accounts of the Industrial Department are to be made up by the Accountant, approved of by the Warden, and then transmitted by the Bursar to the Department of the Inspector of Prisons.

"You will be good enough to place these instructions in the orders of the day, and to promulgate them in the usual manner.

"The house formerly tenanted by the Industrial Manager is to be occupied by the Deputy Warden in future."

INSPECTIONS.

A good many visits were paid to the Prison during the year, but a special inspection was made in July, when three days were spent in the work, as the result of which the following minute was recorded in the inspection book:—

On the 5th, 6th and 7th July, I have been engaged in inspecting the Central Prison, during which time the entire premises have been carefully gone over, and the discipline, routine and general working of the affairs of the Prison, minutely examined into. I have, as the result of this observation and examination, a most favourable report to make of the condition of the establishment, and of the manner in which it is maintained.

The scrupulous cleanliness of the two cell dormitories, as well as of the other portions comprised in the main structure, the neatness and order everywhere observable, and the strict attention paid to sanitive regulations throughout the entire premises, are worthy of the highest praise, and entitle the Prison, in these respects, to be placed in the first rank. The discipline, also, is in a most commendable state, and while the complete personal subordination of the prisoners is apparent, it is evident that such a desirable result is obtained by just and impartial treatment, combined with wholesome disciplinary firmness, tempered with judicious kindness.

The satisfactory condition of the Prison and the prisoners, reflects the highest credit on the Warden and his subordinates, and, considering the great trouble and anxiety which has attended the organization of this important Public Institution, this statement is the more cheerfully recorded by me in an official minute.

The following summary shews the movements of the prisoners since I made my general inspection at the close of last official year, viz:—

Number of prisoners in custody on 30th September, 1878.	359	
Number of prisoners received from 1st October, 1878 to July 7th, 1879	427	
		786
Number of prisoners discharged by expiration of sentence	464	
Number of prisoners discharged by remission of sentence	10	
Number of prisoners who died	4	
Number of prisoners transferred to Asylum.....	1	
Number of prisoners transferred back to Gaol	1	
Number of prisoners escaped	1	
		481
Number of prisoners in custody on 7th July, 1879		305

Of these 305 prisoners, 206 are Protestants of all denominations, and 99 are Roman Catholics; 287 are white, 13 are coloured, and 5 are Indians.

The manner in which these prisoners are employed, is given in the annexed statement, viz:—

Broom shop	86
Brick-yard	66
Blacksmith, machine and wooden-ware shops	22
Tailor shop.....	10
Shoe shop	9
Mat makers	6
Garden and farm gang.....	9
Storage and shipping department and manager's office	2
Engineers, plumbers, etc.	2
Carpenter	1
Tinsmith	1
Painter and Glazier	1
Whitewashers	3
Fireman	1
Butcher shop.....	1
Wash-house and laundry.....	5
Cleaning buckets	2
Stores department.....	2
Cooks	7
Bakers	3
Runners	6
Guard-room	3
Stable man.....	1
Clerk.....	1
Barbers	2
Corridor cleaners	16
Gate-keepers	2
Employed in prison yard.....	26
Sick in hospital, including orderly	9

305

The working of the various industrial departments has been very minutely inquired into, and I have to make the following remarks in regard thereto:—

Broom Shop.—The discipline of this shop continues to be good, although a greater number of punishments are awarded to the prisoners working in it than in any other department. This is accounted for by the fact that they are more thoroughly supervised than elsewhere, as so many men are employed in a limited space. Further observation confirms the opinion previously expressed, namely, that this industry is exceedingly well suited to the class of prisoners sentenced to the Central Prison.

The shop used at present is somewhat overcrowded, but as soon as the reconstructed building is completed, this trouble will be overcome, and an increased number of prisoners can be set at work.

It has been proved that the average output of the shop is one dozen brooms per man per day. This average could be largely increased by the manufacture of a lower grade of brooms only, but again, it would be decreased, were brooms of a higher grade to be exclusively made.

As the floor area of the new building will easily permit of the employment of 150 men, it is most desirable that some other industry of a somewhat similar character should be carried on in the same flat. It will, therefore, be recommended that authority be given for a contract to be entered into for the making of brushes of all kinds, on the same basis as the terms of the contract for the manufacture of brooms.

The following summary shews the progress of work in the Broom shop during the past eight months:—

November.....	426 $\frac{3}{12}$	doz.
December	723 $\frac{8}{12}$	“
January	1080 $\frac{7}{12}$	“
February	1168 $\frac{10}{12}$	“
March	1568 $\frac{2}{12}$	“
April	1608 $\frac{5}{12}$	“
May	1779 $\frac{2}{12}$	“
June	2059 $\frac{6}{12}$	“

Brick Yard.—This department continues to work well, and affords excellent employment for able-bodied short date prisoners, who have no mechanical knowledge. Indeed, no better hard labour could be devised, and it is to be hoped that the supply of brick clay on the Government grounds, will hold out for many years to come, in order that this summer employment for a large number of prisoners may be continued.

The foreman of the yard reports that the prisoners work satisfactorily, and that the out-put of the machines will be greater than in the previous year, and will aggregate, it is hoped, about two millions and a half of brick.

As the manufacture of brick only furnishes employment for summer and autumn, the attention of the Government will be directed to the necessity which exists for the solicitation of tenders for the employment of from eighty to one hundred prisoners during the winter months.

Blacksmith, Machine and Wood Shop.—Twenty-two prisoners are here engaged in the manufacture of screens for the Andrew Mercer Reformatory, of broom-making machines and other articles of wood and iron. Since the last inspection, 243 screens, 80 cell-gates, 30 broom-winders, and 22 sewing-presses have been turned out of this shop, besides which a considerable quantity of general work has been done. As there are also a number of iron-workers among

the prisoners, it would be well if some iron-working industry, of a simple character, could be adopted for the permanent employment of such prisoners.

Tailor's Shop.—A smaller number of men than usual, viz.: 10, are at work in this shop, as the demand for gaol clothing is slight at this time of year. Inasmuch, however, as it is probable that a considerable number of orders will be received in the fall, the Manager of the Industrial Department will see that steps are taken to have, at least, 400 suits of "Common Gaol" clothing made up. In addition to making the class of clothing just referred to, the Tailor's gang have been working at the Central Prison garb, the uniforms for the guards, clothes for the discharged prisoners, uniforms for the Asylum attendants, and clothes for the paying patients in the Asylum, as well as doing all the repairs to the prison uniforms. The Master Tailor reports that the prisoners work well, and that their conduct is good. As the floor space of this shop is found to be somewhat limited, a plan for the increasing of the size of the shop will be detailed in another portion of this minute.

Shoe Shop.—The number of men in this shop has also been considerably reduced, owing to the fact that the Public Institutions are now well supplied with boots and shoes. The Manager will see that certainly no less a number than the present gang is kept employed in making up the style of brogans generally required for the Prison, the Public Institutions and the Common Gaols, and he will also communicate with the Bursars of the various Institutions, to ascertain whether any special orders can be given. The Master Shoemaker states that the work turned out by the prisoners in his shop is good, and that they are reasonably industrious in their habits.

Mat-making.—There are, at present, 6 men engaged in this work. As soon as the present stock of material is used up, the Manager will report the quantity of mats on hand, in order that steps may be taken to dispose of them.

Garden and Farm.—The front grounds have now reached a highly ornamental state. They would be much improved by the covering over of the open sewer running through them, and by the erection of a fountain in the centre of the grounds. It will be recommended that an appropriation of \$500 be asked at the next Session to enable these things to be done.

The plot of cultivated ground in the rear is not in such good condition, and the prospects of a large crop are not favourable. These nine acres of land should be used to the fullest advantage, and brought up to the highest state of production, by good tilling and manuring. The Warden will take steps to have this done in the future. It is noticed that the fence separating these grounds from the Toronto, Grey and Bruce Railway, is in a very dilapidated condition, and, indeed, in some places has fallen down. The Warden is desired to communicate with the Railway authorities, and to request them to at once put up a good fence along their line.

Outside Gang.—Twenty-six prisoners have been engaged for some time past, in cleaning up the prison yard, taking down the old chimneys left from the debris of the fire, and in other works.

As the occupation of these prisoners will soon be gone, the Manager will endeavour to find employment for a considerable portion of them with the contractor, who has the work of building the new shop.

Domestic Service of the Prison.—A great many prisoners are employed in this service, but considering the excellent condition of the Prison, fault cannot be found. The large number of prisoners employed in the general domestic services of the Prison might be curtailed to some extent by the use of machinery for washing, etc., but in the present state of the Industrial Department, it is not needful that this should be done.

The attention of the Warden is called to the desirableness of having a Conduct Register in each shop and department of the Prison, so that a record may be kept of the conduct and industry of each prisoner. As soon as the good-mark system is adopted, such a register will be necessary, and it may as well be commenced at once.

The hollow wooden-ware machinery has been shipped to Mr. Eddy, and the Manager will be good enough to see that the arrangement regarding such machinery is carried out in the manner provided for in the agreement.

Dietary.—The dietary arrangements and regulations have been examined. The weight of actual solids given to each prisoner, according to the dietary scale, is ample for even hard-worked men, and is, if anything, more than sufficient for those engaged in light occupations. Notwithstanding this, some prisoners, chiefly those employed in the brickyard, have complained of the insufficiency of the food. An examination into all the individual cases has proved, from the admission of the complainants, that their appetites were inordinately large at all times. It is clear, that if the food allowance be increased to meet a few exceptional cases, it would create ill-feeling and grumbling among the other prisoners, and having regard to the fact that the appearance of the prisoners indicates robust health, and that the records shew a gradual increase in their weights from their time of admission, I am of opinion that it is not desirable to alter the present dietary, even to meet exceptional instances.

The scale of diet followed in the Central Prison is as under :—

Sunday :

BREAKFAST.

4½ oz. bread, 1 pint of coffee, 3 oz. molasses, 4 oz. oatmeal made into porridge,
¼ oz. sugar.

DINNER.

9 oz. bread, 12 oz. beef, 12 oz. vegetables.

SUPPER.

12 oz. of bread.

Monday :

BREAKFAST.

9 oz. bread, 1 pint coffee, ¼ oz. sugar, 8 oz. beef, 8 oz. vegetables.

DINNER.

9 oz. bones, 1 oz. barley, 11 oz. vegetables (made into soup), 9 oz. bread.

SUPPER.

12 oz. bread, 1 pint tea, ¼ oz. sugar.

Tuesday :

BREAKFAST.

9 oz. bread, 1 oz. coffee, ¼ oz. sugar, 2 oz. molasses, 4 oz. rice.

DINNER.

9 oz. bread, 12 oz. beef, 12 oz. vegetables.

SUPPER.

12 oz. bread, 1 pint tea, ¼ oz. sugar.

Wednesday :

BREAKFAST.

9 oz. bread, 1 pint coffee, ¼ oz. sugar, 8 oz. beef, 8 oz. vegetables.

DINNER.

9 oz. bones, 1 oz. barley, 11 oz. vegetables (made into soup), 9 oz. bread.

SUPPER.

11 oz. bread, 1 pint tea, $\frac{1}{4}$ oz. sugar.

Thursday:

BREAKFAST.

9 oz. bread, 1 pint coffee, $\frac{1}{4}$ oz. sugar, $\frac{1}{4}$ oz. oatmeal, 2 oz. molasses.

DINNER.

12 oz. beef, 12 oz. vegetables, 9 oz. bread.

SUPPER.

12 oz. bread, 1 pint tea, $\frac{1}{4}$ oz. sugar.

Friday:

BREAKFAST.

9 oz. bread, 1 pint coffee, $\frac{1}{4}$ oz. sugar, 8 oz. beef, 8 oz. vegetables.

DINNER.

9 oz. bones, 1 oz. barley, 8 oz. vegetables (made into soup), 9 oz. bread.

SUPPER.

12 oz. bread, 1 pint tea, $\frac{1}{4}$ oz. sugar.

Saturday:

BREAKFAST.

9 oz. bread, 1 pint coffee, $\frac{1}{4}$ oz. sugar, 8 oz. beef, 8 oz. vegetables.

DINNER.

8 oz. bread, 12 oz. beef, 12 oz. vegetables.

SUPPER.

12 oz. bread, 1 pint tea, $\frac{1}{4}$ oz. sugar.

The vegetables consist of potatoes, carrots and onions; the rice and oatmeal is made into porridge, sweetened with molasses. The rations of beef-bones with the vegetables, is made into soup.

The food was inspected at each meal served during my three days' visit, and, with the exception of the bread, it was found to be good, sound and wholesome. The bread, however, when first tasted, was, although not absolutely sour, a little tainted. According to the baker, this was owing to the quality of the flour, and the Flour Inspector was therefore directed to make an immediate examination of the same. This he has done, and reports it to be of the best quality. It thus becomes evident that the inferiority of the bread is due either to want of knowledge of the part of the Baker, or to bad yeast. Before I finished my inspection, the trouble, whatever it may have been, was overcome, as the bread was then sweet and wholesome. It is clear that a man having a thorough knowledge of baking should be constantly in the bakery.

The Warden is requested to closely observe the quality of the bread, reporting the result, and if satisfaction be not given in every respect, an efficient baker will have to be appointed.

The arrangement for keeping meat in summer is exceedingly bad, and is the frequent cause of tainted meat. It will be necessary to procure a patent refrigerator of the pattern used by the principal butchers, and an appropriation will be asked to enable this to be done.

At this inspection, the roll was called, and in performing this duty, I saw and spoke privately to every prisoner in custody, asking each one whether he had any complaint to make of his treatment. Sixteen prisoners made complaints regarding

the dietary, the majority of the complaints being that the amount of food was not enough, the others related to its bad quality, referring more particularly to the bread.

Respecting the alleged insufficient quantity of food, this matter has already been referred to in a previous portion of this minute; and I have only to repeat that I consider the dietary to be ample, and that, therefore, I do not intend to recommend any change being made.

Twelve prisoners complained that they were sick and had not been treated, or were not sent to the hospital. It is undoubtedly a fact that in order to prevent malingering, the decision of the Prison Surgeon on a prisoner's fitness to work or not must be final, and that it cannot be reversed by any other official. Under these circumstances, and as the Surgeon has passed his opinion in each case, I thought it unnecessary to inquire further into the complaints.

Twelve prisoners complained that they had been unfairly and unduly punished. Full inquiry was made into the circumstances of each case, and it was found that, without exception, the punishments were all deserved, and that some of the complaints were made by the most flagrant offenders.

Taken as a whole, the complaints received were frivolous and without foundation, except those regarding the quality of the bread.

At the time of this visit, 9 prisoners were in the hospital, only 7 of whom were patients. The complaints with which they were afflicted, were chronic rheumatism, 1; acute rheumatism, 1; neuralgia, 1; inflammation of the knee joint, 1; fever and ague, 2; and pleurisy, 1.

The Register shews the daily average number of prisoners under treatment, in the past nine months, to have been as under:—

October	5.
November	5.13
December	4.13
January	5.04
February	5.23
March	9.27
April.....	7.09
May	6.28
June.....	4.11

Only 2 cases of typhoid fever have been admitted to the hospital since October last, shewing that the sanitary condition of the Prison, so far as local influences are concerned, must be almost perfect. The Surgeon's record was examined, and it was found that he had no suggestions to offer, nor complaints to make regarding the structural condition of the hospital.

It will be recommended that an appropriation be obtained next session, to enable the floors of the hospital to be oiled and the woodwork painted.

At this inspection, the entire routine of the Sunday services was minutely examined, commencing at 7.30 a.m. with the Roman Catholic service, which continued until 9 o'clock. At the celebration of mass, 111 prisoners were present, and prior to this service, eight young Roman Catholic laymen gave instruction to these prisoners. The prisoners appeared to pay great attention to the service, which was conducted with decorum.

The Protestant Sabbath school commenced at 9.05 a.m., and concluded at 10.25 a.m.; 268 prisoners being in attendance at the school, which is conducted by 46 voluntary teachers of various Protestant denominations. The Superintendent and teachers of this school exhibit the greatest zeal in the work they have under-

taken, and the means used to instruct and interest the prisoners seem to be very effective.

At three o'clock in the afternoon, service was held by an English Church Clergyman, 238 prisoners attending.

Respecting all these services, it was noticed that a considerable number of prisoners classed as Protestants, attended the Roman Catholic service in the morning, and that many Roman Catholic prisoners were at both the Protestant school and service. Such attendance is entirely voluntary on the part of the prisoners, and so far, no complaint has been made by any of the teachers or clergy. It is evident, however, that circumstances might arise through this practice, upon which charges of proselytism might be based. To avoid all ground for this, the Warden is instructed to give orders to allow the Protestant and Roman Catholic prisoners to only attend the services and schools of their respective denominations, more particularly as the practice of attending the services is apparently followed more for the purpose of relieving the monotony of cell life for a time, than for that of receiving instruction on each occasion.

The method of imparting religious instruction to the prisoners, by the voluntary services of clergymen and teachers, appears to obviate the necessity for appointing Chaplains, and so long as the system continues to give such evidences of efficiency and success, it will not be necessary to recommend any change.

The question of establishing a night school for such of the prisoners as are not able to read and write, will receive consideration.

Since the time of the last visit of inspection, a good many minor improvements have been made about the prison premises by prison labour, among which may be mentioned the graining and painting of the associated dining-room, the making good the damage done to the shoe shop by the fire, the improving of the bathing arrangements, so as to admit of a larger number of prisoners being bathed at the same time.

The damage done by rats and damp to the personal clothing of the prisoners, when placed in the present store-room attached to the water-closet structure, is very great, and action should be taken to prevent further ravages. The best way of overcoming the difficulty appears to be by making an extension to the tailor shop so as to increase its size, it being too small, and using a portion of such extension as a clothes room.

The necessity for such a proper room for this purpose is very apparent when it is considered that the clothing of some of the prisoners is kept for two years. Moreover it is desirable that when the personal clothing of a prisoner is removed on his reception into the prison, it should be cleaned and then examined and put in order by the Tailor, placed in the store room and looked after from time to time. This can only be effectually done by having a proper room and placing it in charge of one of the officials. It will, therefore, be recommended that the Architect of the Public Works Department prepare a design for, and estimate the cost of, extending the Tailor shop, 30 feet or more if necessary, over the coal shed, and fitting up a portion of the extension for a clothes room, so that an appropriation may be asked for the carrying out of the work.

The heat of the kitchen is almost unbearable, the thermometer marking 98° on the day of inspection. This is largely owing to the fact that there is no through draft in the kitchen. The Public Works Department will be asked to report upon the best means of keeping the place cooler.

The Manager is authorized to remove the cupolas from their present position, and put them in a safe place, prior to the rear portion of the shop structure being built up.

He is further directed to give the Canada Car Company notice, that the oak

lumber belonging to them must be removed from the prison premises, not later than 1st August.

He will also take down the two old stacks of chimneys, and endeavour to sell the brick to the contractor for the new shop.

An appropriation will be asked for the cost of converting the small disused drying kiln into a root house, as the present one is so dilapidated as to be unfit for its purposes.

The Manager is authorized to place a short advertisement in the newspapers, calling for offers for the purchase of the four disused cupolas and their fittings, and of the annealing pits.

The Bursar is authorized to place the Tailor on the pay list, at the rate of \$600 per annum, to date from the 1st January, in accordance with an arrangement made at the time the Tailor was appointed.

The Warden is authorized to have four windows made in the partition of the guard room, between the north and south corridors so as to lighten up the passage way.

The re-flooring of the south corridor is much required, and an appropriation will be asked, so that the work may be done next year.

A test was made of the efficiency of the fire appliances, and the promptness with which water could be applied when required. It was shewn that within three and a half minutes from the time an unexpected alarm was given, an excellent stream of water could be played on any building of the Prison.

MAINTENANCE EXPENDITURES.

The cost of maintaining the Central Prison during the year ending 30th September, 1879, was \$47,737.01 as compared with \$50,720.72 in the previous twelve months. A statement is given hereunder, in which the expenditures for various services, and the cost per day per prisoner for each, are shewn, viz:—

Service.	Total Expenditure.		Average daily cost per prisoner.
	§	c.	cents. mills.
Medicine, etc.....	319	70	2 $\frac{3}{4}$
Butcher's meat and fish.....	6,150	69	5 1 $\frac{1}{4}$
Flour, bread and meal.....	5,136	85	4 2 $\frac{3}{4}$
Groceries, etc.....	5,614	72	4 6 $\frac{3}{4}$
Bedding, clothing and shoes.....	4,091	78	3 3 $\frac{1}{4}$
Fuel.....	3,705	91	3 0 $\frac{3}{4}$
Gas, oil, etc.....	863	48	0 7 $\frac{1}{4}$
Laundry, soap and cleaning.....	1,099	33	0 9 $\frac{1}{4}$
Water.....	750	00	0 6 $\frac{1}{4}$
Stationery, advertising and printing....	419	42	0 3 $\frac{1}{2}$
Library, schools and lectures.....	728	71	0 6 $\frac{1}{4}$
Furniture and furnishings.....	511	33	0 4 $\frac{1}{4}$
Stable forage.....	238	63	0 2
Repairs.....	362	51	0 3
Unenumerated.....	718	95	0 6
Farm and grounds.....	313	80	0 2 $\frac{3}{4}$
Salaries and wages.....	16,711	20	13 9 $\frac{1}{4}$
	<u>\$47,737</u>	<u>01</u>	<u>.39 7 $\frac{1}{4}$</u>

These figures shew that there is a decrease in the gross expenditure of \$2,983.71, and an increase of three cents in the daily cost of each prisoner.

TRANSFER AND DISCHARGE OF PRISONERS.

The following summary shews the places from which the 567 prisoners were received:—

	Sentenced direct to Central Prison.	Sentenced to Common Gaol and afterwards transferred.	Total.
Brant ...	10	2	12
Bruce.....	5	5	10
Carleton.....	9	...	9
Elgin.....	22	14	36
Essex.....	12	3	15
Frontenac.....	6	14	20
Grey.....	1	...	1
Haldimand.....	2	...	2
Halton.....	3	...	3
Hastings.....	7	2	9
Huron.....	4	...	4
Kent.....	4	2	6
Lambton.....	12	1	13
Lanark.....	3	3	6
Leeds and Grenville.....	17	7	24
Lennox and Addington.....	3	...	3
Lincoln.....	12	4	16
Middlesex.....	32	22	54
Norfolk.....	7	...	7
Northumberland and Durham.....	8	6	14
Ontario.....	6	3	9
Oxford.....	3	8	11
Perth.....	2	1	3
Peterborough.....	2	1	3
Prescott and Russell.....	3	...	3
Prince Edward.....	2	1	3
Renfrew.....	1	...	1
Simcoe.....	5	1	6
Stormont, Dundas and Glengarry...	5	1	6
Victoria.....	4	1	5
Waterloo.....	13	2	15
Welland.....	10	2	12
Wellington.....	15	3	18
Wentworth.....	66	13	79
York.....	97	30	127
Provincial Reformatory.....	2	...	2
Total admissions.....	415	152	567

The cost of transferring these prisoners to the Central Prison is given in the following summary:—

When transferred.	Number transferred.	Prisoners' fares to Toronto.	Travelling Expenses of Prison Bailiff, and Salary.	Cab-hire, Food for Prisoners, Telegrams, &c.	Total.
		\$ cts.	\$ cts.	\$ cts.	\$ cts.
October, 1878	49	127 35	142 78	53 28	323 41
November, "	53	152 52	137 35	53 77	343 64
December, "	48	137 40	71 25	45 46	254 11
January, 1879	61	157 58	153 39	49 25	360 22
February, "	17	50 18	122 06	14 50	186 74
March, "	49	111 04	185 07	41 05	337 16
April, "	33	86 48	166 73	31 75	284 96
May, "	57	147 55	210 84	47 75	406 14
June, "	51	101 10	162 18	36 25	299 53
July, "	45	107 15	205 24	35 75	348 14
August, "	51	97 45	154 44	34 25	286 14
September, "	57	164 85	188 63	49 65	403 13
Total	571	1440 65	1899 96	492 71	3833 32
Average expenses incurred per prisoner	2 52	3 33	0 86	6 71

It will be thus seen that the average cost of transferring each prisoner was \$6.71, while in the preceding year it was \$5.56. The increase is caused by the fact that the Bailiff's salary was, since the 1st January last, charged to the fund for the removal of prisoners, instead of to the Central Prison maintenance as formerly. Fewer prisoners also were transferred, which would likewise account for the increased cost, as the Bailiff's railway fare is the same, whether he is in charge of three prisoners or a dozen.

It may be observed that 571 prisoners are charged for in the above statement, while in the preceding one, only 567 are returned as having been received into the prison. The larger figure includes the four lunatics transferred to asylums.

The railway fares of 367 prisoners, out of the 603 discharged, were paid to the places from which they were committed. The cost of so doing, and the places to which these prisoners were sent are shewn in the annexed statement, viz:—

WHERE SENT.	NUMBER OF PRISONERS.	Cost.
		\$ cts.
Brockville.....	14	67 60
Berlin.....	9	19 35
Beachville.....	1	3 00
Barrie.....	5	11 25
<i>Forward</i>	29	101 20

WHERE SENT.	NUMBER OF PRISONERS.	COSTS.
		\$ cts.
<i>Brought forward</i>	29	101 20
Bracebridge	1	4 50
Bolton	1	1 00
Buffalo	4	13 00
Belleville	7	20 58
Brantford	4	9 00
Collingwood	1	3 35
Cayuga	1	1 10
Cobourg	4	7 60
Chatham	7	40 25
Cornwall	9	60 00
Caledonia	1	1 95
Clifton	4	11 90
Detroit	2	10 25
Dundas	3	5 25
Goderich	6	26 75
Galt	2	4 75
Guelph	9	15 75
Hamilton	43	62 10
Ingersoll	3	9 45
Kingston	15	66 30
Lindsay	3	8 15
London	37	137 80
Muskoka	1	4 50
Newmarket	1	1 50
Ottawa	26	182 30
Owen Sound	1	4 15
Oshawa	1	0 85
Port Hope	2	3 50
Perth	3	19 85
Port Colborne	1	3 25
Prescott	3	16 95
Paris	2	4 60
Pictou	3	13 50
Peterboro'	2	6 84
Pembroke	2	18 75
Park Hill	2	9 60
Ripley	1	4 10
Simcoe	5	14 50
Sarnia	2	7 50
Stratford	4	11 50
Suspension Bridge	3	8 80
Sandwich	9	49 00
St. Thomas	13	57 20
St. Catharines	7	16 80
Walkerton	7	28 70
Welland	14	41 30
Windsor	10	52 50
Whitby	3	4 00
Woodstock	12	34 80
Miscellaneous	31	74 27
Total	367	1,317 09

The money for transferring prisoners to the Central Prison; for returning such of them to their homes as have no money for that purpose, and for supplying the entirely destitute with decent clothing, is withdrawn from the Administration of Criminal Justice Fund by requisition from this Department upon the Treasury. Having shewn the expenditures for these services, I append the balance sheet for the official year of this branch of the expenditure.

Dr. Administration of Criminal Justice Account, Central Prison, for the year ending 30th September, 1879. Cr.

1878.	To Warrant	\$1000 00	*By Cash advanced by Bursar to 30th September, 1878	\$425 40
October	"	600 00	" Prison Warden's expenditure to 30th September, 1879	3833 32
November	"	100 00	" Discharged Prisoners' Expenses	\$1317 69
December	"		" Material and making Clothing for Discharged Prisoners	274 42
			" Allowance to Guards for inflicting Corporal Punishment	8 00
1879.				
January	"	1000 00		
March	"	1000 00		
May	"	1000 00		
July	"	1000 00		
	Amount advanced by Bursar	5700 00		
		116 18		
			SUNDRIES.	
			Oct., 1878—J. Lucas, gratuity for good conduct	\$10 00
			Freight of corpse, L. Harris, deceased	6 75
			Edgar, Ritchie and Malone, law costs	15 00
			Feb., 1879—Express charges, prisoner Lapointe's clothes	1 05
			April, " —B. Clough, gratuity	2 00
			T. Burns, injury to hand	14 00
			June, " —A. Reed, clothes destroyed by rats	8 00
			Deputy Warden, expenses after escaped prisoner	6 35
			Express charges, clothes T. Glazier	0 40
			July, " —C. Ledy, coat destroyed by rats	2 00
			Aug., " —Deputy Warden, expenses after escaped prisoner	4 00
				69 55
			Less Fines received, July	69 50
			" " August	38 00
			" " September	5 10
				112 60
				1556 46
				\$5816 18

* Owing to delay in the issue of a warrant.

FINANCIAL STATEMENTS OF THE INDUSTRIAL DEPARTMENT.

In my last year's report, I stated that it would be impossible to make up the statements connected with the industrial operations of the prison until a settlement had been effected with the insurance companies, and the value of the remaining stock of goods and material on hand had been ascertained. A further difficulty was also caused by the fact that the books had been destroyed by the fire. However, statements have now been prepared from the monthly returns sent to my Department. They are now presented and shew the operations of the Industrial Department of the prison from the time the Government took over the industries from the Canada Car Company, in November, 1877, to the close of the official year on the 30th September, 1879.

STATEMENT NO. 1.

The following statement exhibits in detail the expenditures for the manufacturing and industrial operations of the Central Prison from the 1st November, 1877, on which day they were undertaken by the Government, until the 30th September, 1879:—

Expenditures.

Thomas Short, sundry small purchases	\$1109 40
R. Mathison, manager, for payment of material and sundries	8510 99
A. R. McMaster & Bro., cloth	1795 63
Hughes Brothers, cloth trimmings	474 85
Barber Bros., cloth	1427 13
McCrossen & Co., trimmings	21 75
Joseph Wey, caps "	180 00
John Hallam, leather	3638 86
D. McLean "	141 69
Henry Graham, carpet for slippers.....	21 70
Philip Jacobi, shoe findings	264 89
Rice Lewis & Son, hardware	685 24
M. & L. Samuel "	1951 10
P. Paterson & Son "	1491 66
J. R. Silliman, lumber	1773 88
S. S. Mutton & Co., "	1277 86
R. Church "	410 81
Eyer Brothers "	240 50
Wm. Latch "	35 43
Wm. McGill & Co., pine wood for brick....	4458 48
P. Burns, wood and coal	457 68
James Granery "	10 72
D. S. Keith & Co., steam fittings	76 43
E. Beckett "	6 00
W. J. McGuire & Co., "	37 68
Owen Neilly, pine bolts	1293 59
Allan Gunn, pine bolts.....	3192 44
McMurray & Fuller	1240 16
Wm. Zeiss, paints and oils	22 45
<i>Forward</i>	\$36,249 00

Expenditures.—Continued.

<i>Brought forward</i>	\$36,249 00
The Dorrien Plating Co., castings	40 19
E. & C. Gurney & Co., “	6 44
Electric and Hardware Mfg Co., castings	438 46
Edward Terry, fire-brick.....	65 00
H. S. Fairbrother & Co., belting.....	6 08
F. E. Dixon & Co., “	13 22
J. Snarr & Sons.....	12 15
Caleb Howard, re-cutting files.....	39 40
Ridout, Aird & Co.	23 89
Neil Currie, boiler plate	19 19
Lauder & Thornton, steam fittings.....	20 90
Lyman Bros. & Co., paints and oils	860 00
Waterman Bros., oil	80 64
McCall, Stock & Anderson, oil	149 30
Samuel Rogers, oil	113 30
James Robertson & Co., repairing saws	54 10
Smart & Shippard	9 90
International Boiler Compound	20 00
Selway & Wood, shoe findings	26 16
Joseph Floyd.....	30 25
James Martin & Son.....	27 40
Johnson Stothers, teaming brick	53 00
W. H. Knowlton, straw	22 15
Globe Printing Company, advertising	82 25
Hunter, Rose & Co., stationery	122 98
Hart & Rawlinson	15 70
Brown Bros., “	93 20
Gorrell, Craig & Co., “	41 00
G. & E. Evans, hardware.....	14 00
Salaries and wages for the year ending 30th September, 1878	9504 42
R. Mathison, for sundries	3465 65
J. R. Silliman, for lumber	1781 85
Chas. Beck, “	177 05
Eyer Bros., “	164 89
Wm. Latch, “	129 93
McIntosh & Co., “	766 09
John Hallam, leather.....	1291 53
D. McLean, “	827 14
Rice Lewis & Son, hardware	890 22
H. S. Howland & Co., “	133 74
M. & L. Samuel	572 29
Lyman Bros. & Co., paints and oils.....	668 09
Waterman Bros., “	110 52
Wm. Zeiss, paints, oils and varnish.....	281 89
John Fiske & Co., oil	130 39
Elliott & Co., paints and oils	22 43
<i>Forward</i>	\$59,667 37

Expenditures.--Continued.

<i>Brought forward</i>	\$59,667	37
W. J. McGuire & Co., steam fittings	28	79
E. & C. Gurney & Co., castings	42	67
Goldie, McCulloch & Co., machinery	50	07
Dorrien Plating Co., castings	30	12
Electric and Hardware Mfg Co., castings ..	152	55
Allan Gunn, pine bolts	397	96
A. R. McMaster & Bro., cloth	1632	86
Barber Brothers, "	733	35
Hughes Brothers, trimmings	75	48
H. L. Fairbrother, belting	30	19
Brown Brothers, stationery	109	63
Gorrell, Craig & Co., printing	15	00
Wm. McGill & Co., wood	1351	50
J. Robertson & Co., repairing saws	25	63
Robert Snarr, teaming brick	939	50
Wm. West, " "	432	82
M. J. Stothers, " "	37	50
Hunter, Rose & Co., stationery	66	55
McMurray & Fuller, broom handles	19	90
Thos. McCrosson, trimmings	6	75
James Park, straw	16	83
C. L. Denison, sand	30	00
P. Burns, coal	90	52
Double Pointed Tack Co., supplies	36	45
W. H. Knowlton, straw	20	96
Globe Printing Co., advertising	70	50
J. Ross Robertson, "	13	50
Bengough Bros., "	9	00
Monetary Times, "	1	50
Salaries and wages for the year ending 30th September, 1879	8527	50
	<hr/>	\$74,662 95
McMurray & Fuller, in payment for raw material furnished by them		18,938 04
		<hr/>
		\$93,600 99

STATEMENT NO. 2.

The following statement exhibits the sales of manufactured goods and the charges for prison labour for the same period:—

McMurray & Fuller, woodenware, brooms, etc.	\$43,564	68
Government of Ontario, capital account, brick- yard fixtures	1725	73
Andrew Mercer Reformatory, brick and la- bour	10,366	25
Canada Car and Manufacturing Company, goods	211	89
	<hr/>	
<i>Forward</i>	\$55,868	55

STATEMENT No. 2.—*Continued.*

<i>Brought forward</i>	\$55,868 55
Central Prison maintenance, clothing.....	925 11
Captain Prince, ".....	8 97
Guards and Foremen, ".....	270 54
T. Short, ".....	11 05
W. P. Band, ".....	12 75
Asylum, London, boots and shoes.....	796 30
" Toronto, ".....	1165 00
" Hamilton, ".....	204 75
" Orillia, ".....	535 41
Board of Markets and Health, clothing....	180 00
Reformatory, Penetanguishene, ".....	15 71
J. W. Langmuir, goods.....	2 72
R. Mathison, ".....	23 09
Rice Lewis & Son, ".....	1 25
E. W. Barton, ".....	12 00
Lodge, at Ottawa, ".....	4 50
County Essex, clothing.....	160 65
" Bruce, ".....	50 32
" Leeds and Grenville, clothing.....	160 65
Sault Ste. Marie, ".....	84 50
Prince Arthur's Landing, ".....	80 50
County Northumberland and Durham, cloth- ing.....	222 65
" Ontario, clothing.....	49 00
" Elgin, ".....	97 50
" Carleton, ".....	289 50
Lancashire and Phoenix Insurance Company, goods burned.....	26 56
County Waterloo, clothing.....	65 55
" Grey, ".....	96 55
" Lincoln, ".....	160 65
" Victoria, ".....	96 55
" Middlesex, ".....	301 60
" Perth, ".....	120 65
" Lanark, ".....	32 32
" Haldimand, ".....	96 65
" Brant, ".....	192 65
" Welland, ".....	132 65
" Stormont, ".....	12 25
" Renfrew, ".....	4 50
" Prescott and Russell, clothing.....	96 50
" Hastings, ".....	109 25
" Kent, ".....	120 65
" Frontenac, ".....	240 65
" Lambton, ".....	30 75
" Simcoe, ".....	241 00
" Huron, ".....	97 00
T. Short, sundry sales.....	1928 24

Forward..... \$65,436 14

STATEMENT No. 2.—*Continued.*

<i>Brought forward</i>	\$65,436	14
Government of Ontario, capital account, brickyard, etc.....	2218	68
Government of Ontario and Andrew Mercer Reformatory, brick, iron guards and labour	11132	76
Attorney-General's and P. W. Dpt., brick ..	80	50
McMurray and Fuller	5134	59
E. B. Eddy.....	6808	91
H. A. Nelson & Sons.....	9158	71
House of Providence.....	9	75
J. W. Langmuir.....	9	00
Office of Inspector of Prisons	30	00
Parliament Buildings	11	60
John Forin, contractor	550	42
T. J. Tracy.....	4	75
Firstbrook & Son	158	90
E. W. Barton	299	44
C. T. Brandon & Co	233	80
Hillock & Kent.....	384	58
Richard Taylor	200	00
Jno. Fisken & Co	175	00
Jno. McKay	25	00
J. Landreville.....	15	00
Toronto Bridge Co.....	115	92
Provincial Reformatory	36	54
T. R. Fuller.....	31	00
J. Oakley	1	50
Capt. Prince	46	17
Foreman Guards, etc.....	689	67
Thunder Bay Gaol.....	48	75
Manitowaning Lock-up	24	25
Little Current	24	25
Board of Markets and Health, Toronto	102	50
County Essex.....	20	05
“ Ontario	97	00
“ Carleton	145	60
“ Grey	344	75
“ Renfrew	64	35
“ Wentworth	188	50
“ Oxford	146	00
“ Peel	45	30
“ Halton	97	00
“ Norfolk.....	80	75
“ Lambton	48	65
“ Peterboro'.....	97	00
“ Brant	73	00
“ Prince Edward.....	48	75
“ Stormont	27	50
“ Welland	48	50
“ Lennox and Addington	48	65

Forward\$104,819 43

STATEMENT NO. 2.—*Continued.*

<i>Brought forward</i>	\$104,819	43
County Simcoe	281	40
Asylum, Toronto	457	63
“ London	575	17
“ Hamilton.....	440	44
“ Kingston.....	332	59
“ Orillia	27	64
Blind Institute	48	64
Deaf and Dumb Institute.....	27	64
Central Prison maintenance.....	1,026	21
Received from Insurance Companies for insurances on manufactured goods and raw material	17,764	09
Total sales.....	\$125,800	88

STATEMENT NO. 3.

The following statement shews the stock of manufactured goods, semi-manufactured goods and raw material on hand, 30th September, 1879:—

Manufactured goods in shoe-shop	\$237	40	
Semi “ “ “	260	83	
Raw material in shoe-shop	240	86	
			\$739 09
Manufactured goods in tailor-shop	1161	50	
Raw material in tailor-shop.....	1915	19	
			3076 69
Raw material in wood-shop	450	00	
Semi-manufactured goods in wood-shop.....	139	97	
			589 97
Raw material in blacksmith-shop			18 80
Manufactured brick in brick-yard			5583 98
			\$10,008 53

STATEMENT NO. 4.

The following statement shews the amount due and unpaid for Prison manufactures and labour on the 30th September, 1879:—

Estate of McMurray & Fuller, balance due on composition (since paid)	\$669	37
Government of Ontario, capital account, broom machinery and labour	1556	00
Andrew Mercer Reformatory, for brick	9727	46
Attorney-General's Department. “	80	50
<i>Forward.....</i>	\$12,033	33

STATEMENT No. 4.—*Continued.*

<i>Brought forward</i>	\$12,033	33
County Essex, clothing.....	20	05
“ Lennox and Addington, clothing ...	48	65
“ Simcoe, clothing	281	40
Manitowaning Lock-up.....	24	25
Little Current “	24	25
Provincial Reformatory	36	54
Toronto Asylum	11	42
H. A. Nelson & Sons.....	818	93
Thos. Forin.....	45	80
Sundries	12	65
	<hr/>	\$13,357 27

INDUSTRIAL OPERATIONS.

STATEMENT No. 5.

Central Prison Industries in account with the Province of Ontario.

DR.

CR.


	\$ cts.	\$ cts.
To Province of Ontario, for warrants to pay for material, wages, etc., as per Statement No. 1	74,662 35	125,800 88
“ McMurray & Fuller in payment for raw material furnished by them	18,338 04	10,068 53
“ Profits, being proceeds of Prison Labour	*47,420 12	5,211 70
	141,021 11	141,021 11

* This amount includes the proceeds of manufactured goods, material, etc., taken over from the Canada Car and Manufacturing Co., on account of Prison Labour due by the Company.

CENTRAL PRISON INDUSTRIES.

Balance Sheet, 30th September, 1879.

To Sales of Goods, as per Statement No. 2	\$125,800 88	\$89,065 37
By Deposited to the credit of the Treasurer of Ontario		13,337 27
“ Outstanding Debts, as per Statement No. 4		18,938 04
“ Paid McMurray & Fuller, allowed in payment for raw material furnished by them, as per Statement No. 1		4,440 20
“ Loss in composition with estate of McMurray & Fuller		\$125,800 88



CENTRAL PRISON OF ONTARIO, TORONTO.

FORBES & CO. ENGRAVERS.

CENTRAL PRISON, TORONTO.

DESCRIPTION OF THE BUILDINGS, AS GIVEN BY THE ARCHITECT OF THE PUBLIC WORKS DEPARTMENT.

The site, containing about 30 acres of land, is west of Strachan Avenue and south of the Grand Trunk and Northern Railways and King Street, which has been recently extended to the city limits, being the north-easterly portion of about 150 acres which were purchased from the Dominion Government in 1871 for farm purposes in connection with the Asylum.

As the Asylum sewer and water supply pipe passed through the eastern portion of the site, the Central Prison drains were connected with the sewer, and until recently, when arrangements were made with the City Waterworks, the water was pumped from the Asylum engine-house on the lake shore to the Prison.

The Prison consists of a central building and wings, the materials being of white brick on the outside, with cut stone plinth and dressings round the openings.

The roof is of slate and galvanized iron; and the cells are built of brick with cut stone jambs, four storeys in height, with broad corridors round them, the floor being of concrete and artificial stone flagging.

The centre building is 100 feet in front, 80 feet in width, and three storeys in height, 14 feet each, the third storey in the rear being 25 feet in height over the chapel, which is 76 feet in length by 48 feet in width. The basement, 10 feet in height, contains the kitchens, laundry, and store-rooms, with lifts to the dining-rooms. On the first floor are the reception-room, Warden's and Bursar's offices and store-rooms, with dining-room in the rear, 76 feet by 36 feet wide, with spaces for lifts and pantry, staircase, etc. On the second floor are the Warden's apartments in the front, completely separated from the apartments for the guards, etc., in the rear. On the third floor the chapel, as before mentioned, is placed in the rear, with bedrooms for the Warden in the front portion.

The total length of the front is 327 feet, each wing being $163\frac{1}{2}$ feet in length, 53 feet in width, and about 40 feet in height, lighted in front and rear by 11 windows 20 feet in height and 5 feet in width, with circular openings, 5 feet in diameter, over each window, for additional light and ventilation.

The cells, two rows in width, back to back, are placed in the centre of each wing, with corridors, 15 feet in width, at sides and ends, and each cell is 8 feet in length, 5 feet in width, and 8 feet in height, to the corner of the brick arches, affording 300 cubic feet to each prisoner, but as the fronts of the cells have iron-grated doors and fanlights, the cubic space of the corridors may be added, increasing the quantity to 1,600 feet.

Each cell has a separate ventilating pipe, 4 inches in diameter, leading to the roof, on which are galvanized iron ventilators 2 feet in diameter.

There are 42 cells in each row, back to back, making 168 to each wing or 336 in all; and in addition to the locks on each cell gate, by a patent bolt arrangement, when all the gates are shut on the prisoners, they will be secured by the movement of one lever at the end of the cells, turning a series of rods and cranks over the top of the gates.

The centre building and wings are heated by steam from two boilers placed in the workshops, the steam being conveyed by pipes to coils and radiators throughout.

The light is provided by the City Consumers Gas Co., the mains having been extended to the buildings.

In the rear of each wing, and at right angles, 40 feet distant, the workshops have been built, 200 feet in length, 50 feet in width, and two storeys in height, 12 feet each, with basement storey at the east ends, for the steam heating and machinery boilers.

On the north of the workshop for articles in wood, are the coal-shed, 100 feet by 25 feet, and one storey in height, the laundry, including bakery, bath and drying rooms, 60 feet by 25 feet and two storeys in height, and the shoe shops, 40 feet by 20 feet, two storeys in height, with basement 9 feet in height.

To the south of the workshops for iron articles, a stable, waggon-house, and water-closet for prisoners have been built, 100 feet in length by 20 feet in width, one storey in height; all these buildings being of brick with slate roofs.

On the west side of the quadrangle, opposite the prison building, a foundry was built, 160 feet in length, 80 feet in width, and one storey in height, but a fire having taken place in some frame buildings in the rear during the month of November, 1878, the roof was burnt, the damage being covered by insurance. On examination it was found that the brickwork received but little injury, and by raising the walls about 12 feet higher, and covering the roof with galvanized iron, two large rooms have been provided, which are now used for a broom shop and store-room.

The quadrangular space enclosed by the workshops on the north and south sides, and the broom shop on the west, the prison being on the east, is 250 feet by 220 feet, the centre portion having been laid down in grass with gravel walks and dwarf trees planted at the angles and sides, hydrants for fire purposes being at each corner.

A frame building, 120 feet by 30 feet, one storey in height, and two houses for drying lumber, were erected inside the prison yard, which is surrounded by a brick wall, 20 feet in height, with towers for guards, enclosing a space 580 feet in length by 520 feet in width.

On the west side of the prison yard, and connected by large gate entrances, is an additional yard for lumber, the space 450 feet by 250 feet being enclosed by a board fence, 15 feet in height.

On the south side of this yard a brick building 52 feet by 33 feet, and two storeys in height of 12 feet each, was erected in 1877 for the purpose of an hospital, and a gate-keeper's house was also erected in the same year at the front entrance on Strachan Avenue.

These buildings, which were commenced in 1871, were completed and occupied in 1874, the works connected with the prison being much more extensive than originally intended.

The buildings are fully protected against fire by four hydrants connected with the city water works, and a house for a reel, suitable for 500 feet of hose 2 inches in diameter, was erected in 1877, at the west side of the yard, and isolated from other buildings.

The grounds in front have been planted with suitable trees, and gravel walks constructed, the whole being enclosed with a picket fence, 7 feet in height, on Strachan Avenue and south of the railway tracks.

The total cost of the buildings, machinery, furniture, and other requirements to the end of 1878 was \$485,212.

PROVINCIAL REFORMATORY,

PENETANGUISHENE.

The operations of this Institution during the official year, will be seen in the following statement:—

Remaining at close of previous year.....	196	
Admitted during past year	57	
	253	
Total number in custody during year		253
Discharged on expiration of sentence	36	
Discharged by remission of sentence	9	
Transferred to Central Prison	2	
	47	
Remaining in custody on 30th September, 1879.....		206

By comparing the figures in this statement with those in the similar one given in last year's report, it will be seen that there is a decrease of 12 in the number of committals, of 14 in the discharges by expiration of sentence, and of 2 in the remissions, and that there is an increase of 10 in the number of boys remaining in custody at the close of the year.

The usual statistical information concerning the inmates of the Reformatory, will be found in the summaries annexed, viz.:—

Movement of Inmates.

Inmates received since establishment of Provincial Reformatory, up to 30th September, 1879.....		1,051
Discharged by expiration of sentence.....	694	
Transferred to Kingston Penitentiary as incorrigible	22	
“ to Central Prison as incorrigible.....	24	
Convicted and sent to Provincial Penitentiary.....	1	
Pardoned	78	
Removed to Asylum, as insane.....	1	
Died	8	
Escaped	17	
	845	
Remaining in custody 30th September, 1879.....		206

Nationalities.

	Committed in 1879.	Total Commitments.
Canadian	43	770
English	11	105
Irish	36
Scotch	21
United States	3	102
Other Countries.....	...	17
	57	1,051

Religious Denominations.

Church of England	21	380
Roman Catholic	20	354
Presbyterian	3	101
Methodist	11	160
Other denominations	2	56
	57	1,051

Number of commitments since Confederation.

Commitments during 1867... 55	Number remaining at close of same year... 170
“ “ 1868... 59	“ “ “ ... 173
“ “ 1869... 47	“ “ “ ... 170
“ “ 1870... 41	“ “ “ ... 163
“ “ 1871... 48	“ “ “ ... 155
“ “ 1872... 48	“ “ “ ... 158
“ “ 1873... 31	“ “ “ ... 130
“ “ 1874... 58	“ “ “ ... 139
“ “ 1875... 71	“ “ “ ... 173
“ “ 1876... 45	“ “ “ ... 182
“ “ 1877... 75	“ “ “ ... 195
“ “ 1878... 69	“ “ “ ... 196
“ “ 1879... 57	“ “ “ ... 206

Ages of boys committed in 1877-78.

1 at 8	5 at 10	3 at 11	8 at 12
11 “ 13	14 “ 14	10 “ 15	3 “ 16
1 “ 17	1 “ 18		
			————— 57

The most important matters connected with the history of the Reformatory during the past year, were the resignation of Mr. William Moore Kelly, who had held the position of Warden since the establishment of the Reformatory, the appointment of Mr. Thomas McCrosson to the vacant position, and the decision arrived at by the Government to carry out the alterations in the discipline and management of the Reformatory, as recommended in my Tenth Annual Report.

The nature and extent of the charges indicated, are very fully set forth in the following synopsis of a general instruction, issued on the 23rd August to the new Warden and to the officers of the Institution.

RE-ORGANIZATION OF THE DISCIPLINE AND MANAGEMENT.

The changes proposed in the administration of affairs, involve the complete re-organization of the institution in respect to discipline, interior economy and structural arrangement; so that in its future operations the Reformatory may, in the most effectual manner, perform the great and important work it is designed to accomplish. In short, it is intended that instead of being a penal establishment of the most pronounced character, with all the objectionable features and surroundings of a penitentiary, it shall become a Reformatory school, in the most liberal sense of the term, for the education, industrial training and moral reclamation of juvenile delinquents.

First, in respect to changes in discipline and interior economy, it will be apparent that while some may be entered upon at once, others can only be intro-

duced by degrees, as the *employés* and inmates are educated to intelligently understand and give effect to them; and a few important and much needed changes must necessarily remain in abeyance, until structural alterations permit of their being carried out safely and surely.

The changes to which immediate effect may be given, are such as will commend themselves to the good sense and judgment of the Warden, who for the past month has been visiting some of the Reformatories in the United States. He has, therefore, obtained, through personal observation, a practical knowledge of the every day routine and working of the best managed of these institutions, which will enable him to detect in, and subsequently eliminate from, the present system, its more glaring defects, and substitute therefor the best methods and practices, which skilled specialists in well-managed institutions have adopted. Bearing in mind, however, the value and importance of permanency in the disciplinary rules and regulations for the interior economy of a public institution, the Warden will, before promulgating an order involving any change, give every detail his most careful consideration, and having arrived at a decision, he will record the required order in a book, and will instruct the Deputy Warden to read each order, as issued, to the officers, *employés* and inmates, when assembled at evening muster. This "Order Book" is to be submitted to the Inspector at every visit. Each order therein recorded and signed by the Warden, must be strictly obeyed by all concerned, until countermanded or amended by the Inspector.

Respecting the disciplinary and other defects of a minor order, which will have to be remedied, it is impossible to particularize them in a minute of this kind, as they permeate through, and are interwoven with every part of the present system of management. A few, however, may be named and suggestions for their remedy offered for the information and guidance of the Warden.

At the outset, existing names and designations must be changed, when they give false impressions of the Reformatory and its aims. The terms convict and prisoner must be eliminated from every book, report and return, and not only must they never be used by an officer, employé, or inmate of the Institution, but when used by others in their hearing, they should be immediately corrected in a respectful and intelligent way. To call little lads of from seven to twelve years of age convicts, because, through the culpability of parents or the evil example of adult acquaintances, they have fallen into wrong-doing and in the natural course of events, have become wards of the Province, is to inflict incalculable injury on the boys and cruelly burden their future with a stigma which may irretrievably ruin them. The term prisoner, although not so inapposite, is nearly as offensive. For while it is true that the boys are compulsorily detained in the Reformatory, and are thus restricted in their personal liberty, the same, in a sense, may be said of many boys who, against their will and inclination, are subjected to parental and scholastic authority, as well as of many indentured and apprenticed youths throughout the country.

Let the inmates of the Reformatory be simply called "boys" officially, and in all their relations with the officers and each other; in the schools of the Institution let them be called "scholars," as in the ordinary schools of the country; in the shoe shop, "shoemakers;" in the cooper's shop, "coopers," etc. Then again, discard and utterly prohibit the use of prison nomenclature in every form. The Warden must be called Superintendent; the Guards, Overseers; Guards and Instructors simply "Instructors" of the shop or industry they may be attached to; Night Guards, "Night Attendants."

The objectionable word "gang" must never be used. Any squad of boys detailed for definite duty should be called "farm boys" or "garden boys," etc., according to their occupation.

However differently the hackneyed question of "What's in a name?" may ordinarily be answered, let it be clearly understood that the future of many a boy may be marred, by the stain and odium of improper designations while residents in this institution.

Having concluded that the boys are neither convicts, nor in the ordinary sense of the term "prisoners," but wards of the Province, who are sent to this institution for a time to be reclaimed from evil courses, and to receive a good plain education, sound moral training and religious instruction, as well as a knowledge of some trade or industry, it stands to reason that the nearer their care and treatment approaches to that which obtains in a well regulated Christian family, the better. They should be kindly received by the Superintendent on their entrance into the institution, and on no account should a boy be stared at by others or rendered uncomfortable when admitted. The Superintendent should take the earliest opportunity of conversing with each boy alone, in order that he may inform himself of defects of character, whether inherited or acquired, the state of education and general disposition of each lad. This information should be carefully entered in a book, to be kept by the Superintendent for the purpose, and a certain space allotted therein for such particulars concerning each boy, and for subsequent remarks respecting his conduct during residence in the Reformatory, so that his history and progress could be seen at a glance. The Superintendent must also use every means to gain the confidence, at the earliest moment, of every boy who enters the Reformatory. Every lad should have ready access to the Superintendent and to the Chaplain, on all reasonable occasions. Care should be taken that the trade or industry, to which the boy is assigned, is, so far as circumstances will permit, the one best suited to his nature, disposition, and physical condition.

The officers and *employés* of the Institution must exercise the greatest kindness, patience, forbearance and well-directed zeal in the performance of their duties in relation to the boys placed under their charge, and any man who has not the intelligence to appreciate the importance of these qualities, in proportion to the position he holds and the responsibility placed upon him, or who has not an earnest desire to give effect to them, is unfit to be on the staff of a Juvenile Reformatory.

As the carrying out of an instruction of this kind must depend largely upon the nature and disposition of the persons concerned, it is as well to state, as a positive order, that should any officer or *employé* be guilty of harshness, either in demeanour, conduct or speech, to any boy, the Superintendent will at once suspend him from duty, and report the case for the action of the Inspector.

These injunctions to officers and *employés* are coupled with the proposed changes in discipline and administration, inasmuch as they have been almost wholly neglected in the past management of this Institution.

Coming now to other marked disciplinary defects, a few may be briefly commented on and suggestions made for their remedy. The locking up of the boys at six o'clock in the evening, thus keeping them twelve hours continuously in cells and dormitories, is productive of serious harm, whether viewed from a reformatory or sanitary standpoint. Healthy bodies, contented minds and cheerful spirits, are the only sure foundation for the superstructure of Reformatory work in any case, but more especially with young lads.

In summer the boys should have, at least, from an hour to two hours more play and exercise daily than they now enjoy, the period of such recreation being governed by the length of the day, and on Sundays from a hour to an hour and a half should be taken from the period of cell and dormitory confinement, and devoted to yard-airing and exercise. In the winter evenings, lectures, readings and light instruction should be given occasionally by the Superintendent, Chaplains, school-masters and other officers of the Institution.

The structural additions and changes, which will be recommended for the consideration of the Government, will provide the means of carrying out these suggestions in the most effective manner. Judicious attention to the injunctions contained in the preceding paragraphs, will soon, to a great extent, take away from the minds of the boys the desire to escape, which, under the old state of things was but natural, and will also tone down the spirit of rebellion and insubordination so frequently shewn in the past.

There is great room for improvement in the table and dietary arrangements. They should be freed from many of the prison features and assimilated with those of an ordinary boarding-school. Greater variety in the dietary, particularly in the use of vegetables, is very desirable, and the appointments of the table, with but little extra cost, might be made much neater.

The schools, although greatly improved within the last two years, are still in many respects very inefficient in their working, and require most careful observation and consideration in order that each boy should leave the Reformatory with a good common education.

With reference to the workshops and employments, although many of the trades carried on are admirably suited for training the lads, and for giving them a good knowledge of machinery, tools and workmanship, as well as for the formation of industrious habits, it was painfully evident at nearly every visit paid to the shops, that there was little or no system, either in the carrying on of the works or in the method of instructing the boys. Idling on their part was the most noticeable feature. This will all have to be changed before the Industrial Department can be expected to perform its functions in an effective way.

Cleanliness and order must be the guiding rules of the institution instead of the exception, as in the past. For sanitary reasons alone, adherence to this regulation should be imperative, but in the formation of correct habits among the boys, it is not less important. Personal cleanliness should be enforced in the case of each inmate, and the Reformatory and its surroundings should be reasonably bright and cheerful, and models of cleanliness and good order.

The foregoing are some of the many changes which the Superintendent will give effect to at the earliest day, and a few of them may be entered upon immediately. There are others, however, to which much thought must be given, and when the proper time arrives, may be judiciously and cautiously introduced.

I have long held the opinion that a much larger degree of personal liberty might be extended to the boys of this institution, than they now enjoy. Under a proper system of administration, there is no reason why the honour of a boy, if pledged, should not be depended upon to a reasonable extent. Even if the increased liberty thus granted, upon well defined terms, resulted in an occasional escape, it is not thought that such would be sufficient cause for a return to the rigid prison system. In time, if minor privileges of this description are not abused, but on the contrary are appreciated by the boys, they might sometimes be allowed to attend the churches in the vicinity, etc.

Respecting the structural changes, only one defect will be alluded to in this minute. It is quite evident that the cellular system is the most objectionable and offensive feature in this institution, and so long as it remains in existence, a barrier will be raised against any effort to make the institution a Reformatory School. Considering the abolition of the cell system to be of the most vital importance to the future well-being of the Reformatory, the consent of the Hon. the Provincial Treasurer has been obtained for the immediate removal of the interior cell structures from one of the dormitories, and if the Superintendent speaks favourably of the change, steps will be taken for the introduction of associated sleeping-rooms throughout the entire premises.

Such are a few of the more serious defects which exist in the discipline, economy and structural arrangements of the Reformatory. To remedy them and to bring up the Institution to the standard of the best establishments of the kind, is a work requiring ability of a high order, unflagging energy, well-directed zeal, and no little enthusiasm. Given these qualities, the strong support of the Government, and an intelligent staff, there is little fear but that the Provincial Reformatory will soon take its place as one of the best and most useful institutions of the Province.

Recommendations will be made to Government for the framing of a new Act, more clearly defining the objects of the institution, and for doing away with flaws and defects now sanctioned by statutory enactment. By-laws will also shortly be framed, for the defining, as clearly as possible, of the duties of the officers and *employés*, and providing for the government of the institution and its affairs.

MINUTES OF INSPECTION RECORDED DURING THE YEAR.

My first statutory inspection of this establishment for the current official year was made on the 8th and 9th May, and the following minute recorded:—

Since the 1st October last, 35 boys have been committed and 18 have been discharged, and to-day there are 213 inmates in custody, which is the largest muster at any inspection since the opening of the institution.

The good health of the establishment is indicated by the fact that only one boy is in hospital.

The personal appearance of the inmates is generally satisfactory.

Of the 213 inmates in custody, 18 are coloured and 195 white, and 139 are Protestants of all denominations, and 74 Roman Catholics.

The condition of the building is as follows:—

Wing "A."—The cell floors are undergoing repairs, and in consequence this wing is not in good order. The second tier of lamps ordered in last minutes have been placed in position, which enables the boys to read more easily at night. Bedding not very clean in some cells, partly due to the dust caused by the work in progress.

Wing "B" appears much improved; bedding very neatly folded. The leaks in the roof referred to in last minutes have been remedied, and the ceiling mended. The floors require to be entirely renewed.

Associated Dormitory.—In excellent order, with everything about it neat, clean and tidy-looking. Space for beds all exhausted. The half of the bull's-eye windows should be made to open by some contrivance in order to ventilate the rooms more thoroughly.

Protestant Chapel.—The painting and calomining ordered in previous minutes is not yet done, although much needed.

Roman Catholic Chapel.—In good order, clean and bright.

Protestant School-room.—Requires cleaning and brightening up. The floor does not appear to have been scrubbed for a good time.

Roman Catholic School-room.—Similar remarks apply with reference to the condition of this school-room as to the Protestant one.

Kitchen, Dining-room, Bakery, Baths.—As clean and neat as their defective and damp state will admit of.

Bursar's Stores.—This department is greatly improved in appearance and also in the manner of keeping the stores. Some more shelving and books are required to render it complete.

Steward's Stores.—Very good order.

Respecting the expenditures on capital account, it is to be regretted that, notwithstanding the direct instructions given not to proceed with constructions of any kind without authority, several structures have been erected since my last inspection, viz.: 1st, a frame stable and carriage-house attached to the Warden's house; 2nd, a wharf and bath-house for the Warden's use; 3rd, a wood-shed and bath-room for Warden's house; 4th, a verandah round the Warden's house; 5th, other small yard structures.

The cost of these structures, along with other unauthorized expenditures, have involved a charge on the capital appropriation of over \$800, or about a sixth of the amount voted.

In future, if the Bursar passes and transmits accounts for any expenditures not authorized in minutes of inspection, such accounts will be rejected and the irregularity reported to the Government.

Employés' Dwelling-houses.—There are not sufficient houses upon the Reformatory premises for all the *employés*, and rent is now being paid by the Government for five houses outside the Reformatory property. In addition, two of the houses on the grounds are so dilapidated as to be almost uninhabitable. There ought to be six new houses erected, and authority would have been given to construct three this season, but owing to the unauthorized expenditures before referred to, the capital appropriation will now only admit of two being put up (unless an over-expenditure is authorized by the Treasurer), viz. : one for the Roman Catholic Chaplain and one for the Superintendent of New Industries. The plan of these houses having been settled, the work of building on the sites I have pointed out is to be at once commenced, and the Bursar will see that a bill of the lumber required is prepared by the carpenter, and submitted to all the lumber dealers in Penetanguishene, with a request that they will tender for the delivery of the same. The offers received to be submitted for my approval before any one be accepted. The Bursar is authorized to accept the offer of Mr. Pierson to build the rubble work required for the foundation and cellars of these two houses at \$2.37 per toise, and the brick work, for the chimneys, at \$4.50 per thousand. In both instances, the material and labouring work to be furnished by the Reformatory. In the meantime, the Warden will be good enough to proceed with the excavating of the foundations and cellars, using the labour of the boys.

Bricking up New Shop.—The bricking up of the new shop (occupied by the cooper, tailor, and shoemaker), must be gone on with as soon as red brick can be procured. The Bursar will write to the brickyards at Coldwater, Orillia, and in the vicinity of Penetanguishene, asking for tenders for the delivery of from 40,000 to 50,000 good hard red brick, and submit the offers to me. He will also obtain offers in writing from any brick-layer residing in Penetanguishene for laying the brick in the walls of the shop above referred to, the ordinary labour to be furnished by the Reformatory.

Cell Dormitory in Wing "A."—The work of re-flooring the cells of this dormitory is now in progress, and so far as it has gone seems to be well done. As soon as the cells are completed, the floors of the gangways must be commenced.

The Warden will see that new tressels for the beds are made, and that new basswood bed boards are also provided, the whole of the old rubbish now used for beds to be thrown out.

Mop scrubbing only must be done in these cells in future, and great care must be taken not to allow any water or sediment to collect under the floors.

The Warden will see that the fire-proof paint, which was sent up to the Reformatory in July last, is spread on the roofs of the new workshops and the match factory without delay. The work should have been done when the material was received, as the liability of the roof to catch fire from sparks is very great.

Clothes-Pin Factory.—The plant, machinery, etc., for this industry is nearly all placed in position, and it is reported that clothes-pins will be turned out in a week or two. It is expected that work will be found for 25 boys in this shop, the permanency of which, however, will depend upon the arrangement made for the sale of the goods.

The Bursar will see that an exact account is kept of the operations of the shop, charging against it all the raw material used in making pins, and the boxes they are packed in, etc., and crediting it with the proceeds of sales made. A daily record must be kept of the boys employed in this shop, and the output of clothes-pins.

Furniture Shop.—The manufacture of bedsteads, bureaux, etc., for the public institutions continues to be carried on in this shop. In order that a good supply of dry lumber may be obtained for its requirements, the Bursar is authorized to accept the lowest offers he had received for 58,000 feet of clear maple and basswood.

The instruction given to the Bursar, to keep an exact account of the cost and output of this shop, must be strictly followed

Match Factory.—Owing to the failure of Messrs. McMurray & Fuller and Mr. Cook, the manufacture of matches was stopped on the 16th March, since which time a number of boys have been engaged in making paper boxes only. Negotiations are now in progress with Mr. Beck, of Penetanguishene, with a view to re-opening the factory. It is proposed to enter into a contract for a period of three years, upon the following terms, viz. :

For manufacturing during 1st year,	8,000 cases,	@	25 cents	per case.
“ “ “ 2nd “	10,000 “	@	30 “	“
“ “ “ 3rd “	12,000 “	@	35 “	“

As soon as this contract is entered into, the Bursar will render an account for all the matches and paper boxes made for Mr. Beck, and collect the same.

Cooper's Shop.—Although there are 9 boys at work in this shop, little or no revenue is being derived from it, owing to the difficulty of selling its products. The Bursar and cooper must make an effort to find a local market for the wares. An order will shortly be sent for buckets and piggins for the new Female Reformatory.

Tailor Shop.—Although behind in the supply of summer clothing, a slight improvement has taken place in this shop. It is to be feared, however, that apart from ordinary sewing, the boys gain very little knowledge of the trade.

Shoe Shop.—This shop is in advance of the requirements of the Reformatory in the supply of boots and shoes. The foreman reports the boys' conduct to be good, and that the 13 boys engaged in the shop can commence and finish a Cobourg boot.

A great many minor subjects have been brought under my notice by the Bursar, all of which have been disposed of.

A second inspection of the Reformatory was made on the 18th June, when the Treasurer of the Province was also present.

Its various departments have been inspected, and the general operations inquired into. The number of inmates is 210.

I find that the industrial operations have been temporarily suspended, owing to a plate in the boiler having given way.

The test of the quantity of broom handles that can be made out of a cord of bolts, having proved satisfactory, a contract has been entered into with Messrs. Nelson & Son, for the delivery of 400,000 handles a year, one half to be made of basswood and the other of hardwood. Another lathe and a sand-papering machine will be sent up, which must be put up and connected at once. The drying kiln must be fitted up in order to kiln-dry the handles.

A contract has been closed with Mr. Beck for the manufacture of matches, as indicated in my previous minutes of inspection. The Warden will see that the requisite number of boys is furnished to the contractor, and that the operations of the shop are carried on, so far as the inmates and disciplinary *employés* are concerned, most efficiently and diligently.

As soon as the Bursar can report to me the exact product in clothes pins of one cord of bolts, and the quantity of lumber and nails required for boxing the same, an endeavour will be made to enter into a contract for the supply of clothes-pins. Another slotter will be sent up in order to increase the output of pins from the shop.

The Bursar is authorized to make the following purchases on capital account:—2,000 feet of dry oak to complete the ranges in wing A; 3 gross carriage bolts for ranges in wing A; lumber and shingles required for drains and repairs to root-house; 3 dozen saw screws, as per requisition.

He is also authorized to accept the tender of Mr. Beck, it being the lowest, for lumber required for the two houses about to be erected, the lowest tender for the supply of forty thousand good sound red brick, and the offer of Reuben Pearson to brick in the new shop at the rate of \$4.50 per thousand.

The Bursar is further authorized to place the new gatekeeper's name on the pay list, at the rate of \$300 per annum, with an allowance of \$5 per month for a house, until one is built for him.

Until the new house is ready for the Roman Catholic Chaplain, he will be allowed rent at the rate of \$75 per annum.

It is of the utmost importance that the carpenter and his gang of boys should be kept continuously at work upon the two new houses. The Warden will be good enough to arrange to have this done.

An extra carpenter will be engaged for two months, for the performance of the ordinary job work and to assist the master carpenter under whose direction he will be. The Bursar will pay his wages at the rate of \$2 per day out of capital appropriation.

The Reformatory was visited and inspected on the 21st and 22nd August, the Provincial Treasurer being also present on the first-named day. The visit was specially made for the purpose of reinstalling Mr. Thomas McCrosson as Superintendent, *vice* Mr. William Moore Kelly, resigned, and Mr. Richard Steadman as Deputy-Superintendent, *vice* Mr. Samuel McLaughlan, transferred to another branch of the Public Institution service.

On the arrival of the Treasurer and myself at the Reformatory, the officers, *employés* and inmates were assembled and formally notified of the new official appointments. They were further informed, both by the Provincial Treasurer and myself, that the Government had decided to give full effect to the recommendations, which had been made by me during the past six years in my various reports upon this Institution. The subordinate officers and *employés* were instructed to yield implicit submission to the new order of things about to be instituted, and, while promptly and cheerfully complying with the authority of the new Warden, to render to him their utmost assistance in the performance of the arduous task which the Government had charged him with.

The Bursar has been instructed in regard to the alterations required to be made in the pay-list in consequence of the changes in the staff, indicated above.

It is most desirable that the position and duties of every officer (other than the Superintendent, the Deputy-Superintendent, and the Bursar) of the Institution should be very closely and minutely inquired into, with the view to making such changes and rearrangements as the interests of the Reformatory may, under the the new order of things, demand. The Superintendent will therefore be so good as to commence this inquiry at the earliest day, in order that he may report upon the matter before the estimates for the ensuing year are framed.

The Superintendent is authorized to proceed with the removal of the interior cell-work in the building, known as Dormitory B, detailing a sufficient number of men and boys as will ensure the speedy completion of the work. The bricks taken from the cell-work are to be carefully cleaned and piled away for future use.

The Bursar is authorized to ask tenders from the owners of saw mills in Penetanguishene, Midland and Wanbaushene for the delivery of lumber required to reconstruct the dormitory in the manner described hereunder:—

A good strong floor to be placed in the structure, so as to divide it into two rooms, allowing twelve feet to be the height of the lower one and the remaining altitude to the upper one. A two-inch clear pine floor to be substituted for the present dilapidated flooring. The entrance to these rooms is to be from the present covered attachment to the main building. The lower room is to be used as a dining-room and the upper as an associated dormitory.

As soon as the lumber and material for this work are delivered, the Bursar will employ three journeymen carpenters, who, with the master carpenter and his boys, must keep continually at the work until it is finished.

The Bursar is authorized to accept an offer he has received for plastering, in good two-coat work, the three houses now in course of erection, and the ceilings of dormitory "B," at the price of five cents per yard, all material and attendant labour to be furnished to the contractor.

The Superintendent will give instructions to have another kiln of lime burned at once, and the Bursar is authorized to purchase the wood required at the same rate as paid for the supply last obtained.

Having regard to the condition of the present boiler and the necessity that exists for placing an auxiliary for motive and heating purposes, a steam boiler of the proper capacity will at once be sent up, and the Superintendent will be good enough to see that on arrival it is placed in position and the necessary connections made therewith.

The present water-closet is a disgrace to the Institution, and but for the exceedingly

healthy locality would have a bad effect upon the inmates. The introduction of the sewage system, which is to be considered with the heating and water arrangements, would afford the most effective means of dealing with the water-closets, but it is evident that no delay must take place in providing proper privies. The Superintendent is, therefore, authorized to erect outside the north fence of the playground at a spot pointed out to him, a strong two-inch oak plank structure with an opening from the inside of the fence. A light trellis-work screen to be placed in front of the closet building, but sufficiently low to admit of supervision on the part of the officers. A small closet for the officers is to be placed against the south fence, opposite to the structure above referred to.

As the present gate-house is stationed outside the gate, and is used as a lounging place, the Superintendent is authorized to pull it down and erect in its stead a sentry box inside the gate, with a bell from the outside.

As a never-failing and abundant supply of water, for every purpose of the institution, is an absolute necessity, and as the artesian well has proved a failure, a pipe must now be extended to the Bay and water thus procured. It has, therefore, been decided to adopt the plan and specifications drawn up by the engineer last year. The Superintendent is, therefore, requested to instruct the engineer to go carefully over his plan, measurements and specification, as he will be held responsible for its efficient working, and after he has done so, to prepare a requisition for all the material required, when it will be at once purchased and work commenced. Particular care must be taken to describe the kind of pump to be used. It must be borne in mind that nearly all the work must be done by the engineer and his staff, the boys generally and such of the *employés* as can be detailed. Three tanks of sufficient capacity to store 10,000 gallons of water must be made in the coopers' shop. The now disused boiler and engine will be taken for the purpose of supplying the motive power, and an inexpensive frame shed must be built to cover them.

Respecting the operations of the workshops, the following instructions are recorded for the guidance of the Superintendent and Bursar.

The match factory, with an output of only about thirty cases per day, has 91 boys engaged in it. This number is too great, and as soon as other work can be found for the boys it will be reduced to 60 at the outside. The Bursar will see that the terms of the contract, regarding the payment for the manufacture of matches, are strictly adhered to.

A contract having been entered into with Messrs. Nelson & Sons, for the delivery of 400,000 broom handles annually, at the rate of a ear load a month, the superintendent will be good enough to see that the contract is properly and energetically filled.

The shops must be thoroughly cleaned up, and all debris removed therefrom, every Saturday afternoon; and a former instruction to have water and pails in each shop in case of fire, must be rigidly adhered to.

Learning that some of the *employés* have been in the habit of giving tobacco to the boys, I have to request the Superintendent to issue an order prohibiting the boys from the use of tobacco in any shape, and warning the *employés* that the giving of tobacco, pipes, etc., to the inmates will meet with immediate suspension.

An examination of the Surgeon's record shews that a week sometimes passes between the visits of that official. An instruction will be issued to the surgeon that he must visit the Reformatory at least every other day, but oftener if necessary.

STRUCTURAL ADDITIONS AND ALTERATIONS.

In my last annual report, I recommended the erection of another wing to the main building, in order to provide additional space. The reorganization of the Institution now renders this imperative. The proposed new structure should be 100 feet long, and of the same width as the east wing: the ground flat to be used for a dining-room, the second storey for a sitting and reading-room, and the third for an associated dormitory,

Three more houses were also required to be erected for the Reformatory *employés*.

Provision must also be made for the heating the buildings throughout with steam. At present about thirty stoves are in use.

There should also be a brick carpenter's shop erected, so as to enable the present frame building to be moved and used for a gymnasium, for which it was originally intended.

FINANCIAL.

The following statement exhibits the cost of maintaining the Provincial Reformatory for the year ending 30th September, 1879, and the annual cost per inmate for the various services and expenditures, taking the daily average number in confinement as the basis of such calculation, together with the daily cost of each inmate for food, clothing, salaries and wages, and every expenditure incurred in maintaining the establishment. The daily average of inmates was 208, shewing an aggregate of 75,920 days' stay.

HEADINGS OF EXPENDITURE.	Total expenditure for year.	Average cost per inmate per annum.	Average daily cost per inmate.
	\$ cts.	\$ cts.	cts.
Rations	5358 71	25 76	7.05
Bedding and clothing	3026 69	14 55	3.98
Fuel, light and cleaning	1176 26	5 66	1.51
Furniture and furnishings	306 07	1 47	0.40
Farm, feed, etc.	1300 19	6 25	1.70
Repairs, ordinary	765 25	3 68	1.00
Stationery, telegrams, etc.	415 68	2 00	0.54
Workshop, tools, etc.	231 45	1 11	0.30
Hospital	195 35	0 94	0.25
Chapels, schools and library	335 71	1 61	0.42
INCIDENTALS, VIZ.:			
Inmates' travelling expenses.	\$331 00		
Officers' " "	109 20		
Elovements	26 85		
Freight	199 84		
Sundries	657 96		
Salaries and wages	1324 85	6 37	1.90
	13991 39	67 27	18.40
TOTAL	28427 60	136 67	37.45

From the foregoing statement it will be seen that \$28,427.60 were expended in the maintenance of the Reformatory during the year. It is further shewn that the yearly cost per inmate was \$136.67, and the daily cost 37 cents. It will be observed that the expenditures for salaries and wages constitute about one-half the cost of maintenance. In this respect the Reformatory expenditures are in excess of any public institution in the Province. At the Central Prison salaries and wages only represent one-third of the cost of maintenance, and in the various Asylums only about one-fourth. It is expected that, under the new order of things, a reduction will be effected in this respect.

The following statement exhibits the operations of the shops, etc., in respect to remunerative labour performed by the inmates. It shows the amounts received and what is remaining due for such labour, and the disposal of the funds received.

	\$ cts.	\$ cts.
Due by McMurray & Fuller for labour of boys in match factory.....	500 80	
“ C. Beck & Co., for labour of boys in match factory previous to present contract	790 21	
“ C. Beck & Co., on present contract.....	214 93	
“ by sundry parties for labour of boys in workshops.....	99 74	
		1605 68
Cash from McMurray & Fuller on account labour of boys in match factory.....	500 00	
“ C. Beck & Co., on account labour of boys in match factory.....	368 91	
“ Sales from farm and garden	122 75	
“ General workshops, for bedsteads, furniture, etc.....	2216 75	
		3208 41
		4814 09
Deposited at credit of the Honourable, the Provincial Treasurer	3208 41	
Balances due, as above stated	1605 68	
		4814 09

DESCRIPTION OF THE PENETANGUISHENE REFORMATORY BUILDINGS, FURNISHED BY THE ARCHITECT OF THE PUBLIC WORKS DEPARTMENT.

The site, consisting of 200 acres of land, is about three miles from the Village of Penetanguishene, on the shore of the Georgian Bay.


The old barracks, formerly erected by the Imperial Government as a military station, were transferred to the Province of Canada in 1855, and having been fitted up as a Reformatory for Boys, was opened in 1859.

The Province of Canada erected a centre building and rear wing, of cut stone, roofed with tin, also workshop of wood, enclosed by board fence, on more elevated ground near the barracks, the expenditure on account of the same being about \$100,000 to 1867, when the confederation of the Provinces took place, and the buildings were transferred to the Province of Ontario, the expenditure on account of additional buildings and other improvements since then to 1878, being \$37,081.

The centre building is 143 feet long, 50 feet wide, and three storeys in height, besides the basement; the rear dormitory being 110 feet long, 47 feet wide, and 30 feet high, containing 120 cells, 9 feet long, 3 feet wide, and 6½ feet high, arched with brick; the gates being of iron, locks let into stone jambs, with arched passages round the cells, 10 feet wide; the floors are flagged.

The centre building contains a dining-room, kitchen, and store-rooms in the basement, offices and apartments on the ground floor, chapels and school-rooms on the second storey, and an hospital on the third storey. The workshop is 82 feet in length, 32 feet in width, and two storeys in height, the roof having been shingled.

This workshop was cased with brickwork on the outside, and an addition, 82 feet long, 22½ feet wide, and one storey in height, covered with galvanized iron, was built since the Reformatory was transferred to the Province.



PROVINCIAL REFORMATORY, PENETANGUISHENE



In 1870 the old barracks, which were occupied by the younger boys, were burnt, and the stone uninjured by the fire was used in the construction of a second wing, 67 feet in length, 44 feet in width, and 27 feet in height, roofed with slate, affording accommodation for 72 boys, which was completed and occupied in 1873.

A brick workshop, 100 feet in length by 38 feet in width and 23 feet in height, roofed with slate, with basement, also a boiler-house and drying-house, of stone and brick with gravel roofs, were erected in 1871 and occupied in 1872, for planing and turning wood, machinery having been fitted up in the same and driven by a small steam-engine.

Since that time, a carpenter-shop of wood, 100 feet in length, $26\frac{1}{2}$ feet in width, and one storey in height, also a coopers', shoe and tailors'-shop of brick, $69\frac{1}{2}$ feet long by $29\frac{1}{2}$ feet wide and two storeys in height, roofed with shingles laid in mortar, were erected in the rear of the main building, the buildings being isolated.

Water has heretofore been supplied from wells on the premises, but arrangements are being made to pump the supply from the bay.

The light used is from coal-oil with lamps.

Drains have been constructed round the buildings, which discharge into the bay.

The residences for the Warden, Chaplain and Bursar are outside the enclosed yard, and separate; the latter, built of stone, was the officers' quarters near the old barracks.

In addition to the above, there are 12 residences for the stewards, guards and trades foremen connected with the Reformatory, which have been built of wood in different positions on the farm outside the yard.

The outbuildings consist of a barn, stable, piggery, waggon-house and ice-house. A wharf was also constructed on the bay shore near the site of the old barracks, at which passing steamers call to take on and leave freight.

ANDREW MERCER ONTARIO REFORMATORY FOR FEMALES, TORONTO.

In my last Annual Report, I gave a very minute description of the structure designed for the purposes of this institution, which is now supplemented by a wood-cut and an architectural description, prepared by the Architect of the Public Works Department. It will be unnecessary, therefore, to further refer to the structure, except in its bearing upon the system of management and discipline, which it is proposed to follow in administering the affairs of the institution.

During the last session of the Legislature, two Acts were passed, one providing for the organization and government of the "Andrew Mercer Ontario Reformatory for (adult) Females," and the other for the establishment of an "Industrial Refuge for Girls." These two institutions, although under the same roof, have each a separate and distinct work to perform, and for all practical purposes, particularly in the separation of their respective inmates, their disjunction will be as complete and effective as if they were miles apart. For these reasons, the two establishments will, in this and all future reports and references, be separately dealt with.

In the construction of the Reformatory for adults, the most advanced designs have been introduced, so as to obtain as perfect a system of classification as it is possible to have in the various dormitories, shops, work-rooms and other departments of the institution where the inmates associate.

There are twelve distinct corridors or wards in the building, to each of which is attached a separate work-room, and in addition the general work-shop is divided into two flats and five distinct compartments. Means are provided for either serving the meals separately or in partial association, as may be found most desirable, and there are also four distinct yards for airing and exercise. In fact, the structural arrangement of the building secures, in my opinion, the means for as perfect a system of classification of the inmates as can be obtained under the partially associated system, and as effective and practical a method of separation as under the silent, or solitary system, without its bad effects.

The following summary shews the division of the dormitory space, and the capacity of each ward, viz.:—

	Cells.	Rooms.	Total.
Basement, ward No. 1, east wing, front range of cells....	16	...	16
“ “ 2, “ rear “ “	12	...	12
“ “ 3, west “ front “ “	11	...	11
“ “ 4, “ rear “ “	10	...	10
Ground floor, “ 5, east “ front “ three } galleries of 16 cells in each }	48	...	48
“ “ 6, west wing, front range of three } galleries of 11 cells in each }	33	...	33
“ “ 7, east wing, rear range of rooms.....	...	12	12
“ “ 8, west “ “ “	10	10
First storey, “ 9, east “ range of rooms.....	...	12	12
“ “ 10, west “ “	10	10
Second storey “ 11, east “ “	12	12
“ “ 12, west “ “	10	10
	130	66	196

From the above statement it will be seen that there are twelve distinct wards, with 130 cells and 66 small rooms, or a total dormitory capacity for 196 inmates. It will further be observed that the capacity of each ward is arranged to admit of from 10 to 48 prisoners being allotted thereto, so that while there are really only four grades of dormitory accommodation, namely, small and large cells and small and large rooms, these grades, by the sub-division of the wards, will admit of no less than twelve distinct classifications.

Having regard to the vital importance of the inmates of such an institution as this being properly separated and classified, it will be seen from the foregoing statement that this has been most effectively provided for, so far as the structural design of the building is concerned. This important desideratum being secured, it is only necessary to make the disciplinary arrangements of such a character as to fully accomplish the end in view.

The Act which was passed during the last session of the Legislature provides for two methods of commitment to the Reformatory, as the two following extracts from the Statute will shew, viz. :—

First. "All females from time to time confined in any of the common gaols of the Province, under sentence of imprisonment for any offence against any Act of the Legislature of the Province, may, by direction of the Provincial Secretary, be transferred from such common gaols respectively to the said Reformatory, to be imprisoned for the unexpired portion of the term of imprisonment to which any such female was originally sentenced or committed to such common gaols respectively; and such females shall thereupon be imprisoned in the Reformatory aforesaid, for the residue of the said respective terms, and shall be subject to all the rules and regulations of the Reformatory."

Second. "Every Court before which any female is convicted of an offence against any Act of the Legislature of this Province, punishable by imprisonment in the common gaol, may sentence such female to imprisonment in the said Reformatory instead of the common gaol of the county where the offence was committed or was tried; but this section shall not authorize the imposition of such sentence by any Justice of the Peace, or Police or Stipendiary Magistrate."

These provisions for commitment to the Reformatory are similar to those in force in respect to the Central Prison, except that Justices of the Peace, or Police or Stipendiary Magistrates, are not authorized to sentence direct to the Institution. The authority vested in the Provincial Secretary to direct the removal to the Reformatory of any female who has been sentenced to the common gaol, enables a selection to be made, as is now done in regard to prisoners removed to the Central Prison, of the most suitable persons for Reformatory discipline and treatment.

The Act further provides that any woman thus removed to the Reformatory may be re-transferred to the common gaol for any cause or causes which may arise.

EMPLOYMENT OF THE INMATES.

The manner in which the inmates of the Reformatory shall be employed is perhaps the most important problem in connection with this institution, which has to be solved.

That employment of some kind must be found for every person committed will not, I assume, be gainsaid by even the most unreasonable decrifer of prison labour; for to congregate in an institution a large number of females of the class interested, without furnishing suitable employment for them, would be simply an act of folly. Better far to leave them in comparative idleness in the common gaols. The Act, therefore, very properly provides that the Reformatory shall be furnished with all requisite means for enforcing the performance of hard labour

by the inmates. I am of opinion that the provisions of the statute will be best carried out by the adoption of a variety of employments. In this way, not only will undue interference with the outside industries of the kind entered into in the Reformatory be minimized, but greater scope will be given for the full employment of every woman committed. It is also desirable for disciplinary reasons, that there should be a variety of labour, commencing with that of a more menial order, such as washing, etc., so that the continued good conduct of an inmate might be rewarded by advancement to a higher grade of work, such as machine-sewing, etc. The employments I have suggested for the consideration of the Government, comprise washing in all its branches, cane seating, light shoemaking, paper-box making, tailoring and sewing of all kinds, both by machine and hand, and any other work of a similar nature. As the best means of settling the matter, I would recommend that as soon as the work-shops and work-rooms are ready for occupation, and the Reformatory is in working order, tenders be solicited for the employment of a given number of women in each shop, either upon piece-work or by the day; also that the intending contractors should be required to describe the kind of employment they proposed to carry on, and the number of inmates whose labour would be required. In this manner the most fitting employment could be selected.

DISCIPLINE.

It will be apparent that entire uniformity of discipline cannot be observed throughout the Reformatory, and to all inmates alike. All women will enter the institution as prisoners, and all will at first be subject to the same kind of discipline. It will rest, however, with each inmate herself how long she shall remain under the more rigid forms of discipline, both in respect to surroundings and the character of employment. If the conduct of a woman be in the main satisfactory, and she give evidence of an honest desire to reform, she will at once be advanced from the more prison-like surroundings and the more menial employment, to those of higher grade, and will be promoted from ward to ward until she reaches the highest classification, where the discipline will be of the mildest type, and the surroundings very nearly approach those of an ordinary well-conducted household.

From first to last, however, the disciplinary regulations will be of a reformatory character, and the reclamation from evil courses of the women committed to the Reformatory will be kept steadily in view, as the great object to be reached. While it will be necessary, having regard to the former lives of the inmates, to at first enforce strict, and even rigid, discipline, it will have to be administered with the greatest firmness and impartiality, and while the disciplinary treatment of the inmates must be characterized by kindness, forbearance and encouragement, it must be completely freed from all that mawkish sentimentality which only encourages dissimulation and hypocrisy.

Having regard to the reasonable degree of success which has attended the system of imparting religious instruction to the prisoners in the Central Prison, I would recommend that it be adopted in the Reformatory, namely, that divine worship be conducted by ministers of the various city churches, and that Sabbath school be carried on by volunteer teachers of various religious denominations. I would also recommend that in addition to a school-mistress being attached to the staff of the Prison, volunteer teachers be invited to form evening schools once or twice a week, and that other means of instruction be also instituted.

INDUSTRIAL REFUGE FOR GIRLS.

The building to be used for the purposes of the Refuge comprises fifty-six feet of the west wing of the Reformatory for women, from which it is entirely cut

off by an eighteen-inch brick wall. The entrance to the Refuge is from the west end of the structure; that to the Reformatory being through the centre building. There is a large yard attached to the institution for the airing and exercise of the inmates.

The interior space comprises the basement for culinary and domestic purposes, the ground floor, for the office and receiving-room in the front, and a work and sitting-room and other departments in the rear; the second storey on one side will be used as a school-room and chapel, and on the other for dormitories, and the third or upper storey will be exclusively used for dormitory purposes. The rooms are all well lighted, airy and cheerful in appearance, and the most distinctive feature of the whole structure is the entire absence of everything of a prison character. There are no cells, iron bars or gates, and the sleeping rooms are all of the associated character, with space for from five to twelve beds in each, or for fifty in all.

The method of commitment to the Reformatory is defined in the following clauses of the Act passed at the last session of the Legislature:—

“Whenever a girl under the age of fourteen years is convicted under any Act of the Legislature of Ontario of an offence punishable on summary conviction, and is thereupon sentenced and committed to prison in any common gaol, any Judge of the Superior Courts of law, or the Judge of any County Court (in a case occurring within his County) may examine and inquire into the circumstances of such case and conviction, and may direct the offender to be sent either forthwith or at the expiration of her sentence to the said Refuge, to be there detained for a period of not less than two years and not exceeding five years, and such offender shall be liable to be detained pursuant to such direction unless, in the manner hereinafter provided or otherwise lawfully, sooner discharged: Provided no one sent to the Refuge under this section shall be discharged under this Act until the period for which she is sentenced for the said offence has expired.

“The Inspector of Prisons may, upon the application of the Superintendent, direct the removal from the said Reformatory to the said Refuge of any girl under sixteen who is confined in the said Reformatory for any offence within the jurisdiction of the Legislature of Ontario.

“A County Court Judge or Police Magistrate may by his warrant commit to the said Industrial Refuge for Girls any girl apparently under the age of fourteen years who comes within any of the following descriptions:—

- (1). “Who is found begging or receiving alms or being in any street or public place for the purpose of begging or receiving alms;
- (2). “Who is found wandering and not having any home or settled place of abode or proper guardianship;
- (3). “Who is found destitute and is an orphan, or has a surviving parent who is undergoing penal servitude or imprisonment;
- (4). “Whose parent, step-parent, or guardian represents to the Judge or Police Magistrate that he is unable to control the girl and that he desires her to be sent to the said Refuge. The word guardian as used herein shall include any officer of a society under whose charge the girl is, or any person standing in fact in the place of a parent although not lawfully appointed a guardian;
- (5). “Who by reason of the neglect, drunkenness, or other vices of her parents or either of them, or of any other persons in whose charge such girl is, is suffered to be growing up without salutary control and education or in circumstances which render it probable that such girl will, unless placed under proper control, lead an idle and dissolute life.

OFFICERS AND *Employés*.

In my last report, I recommended, giving my reasons therefor, that the Reformatory for Females should, as much as practicable, be officered by women.

The Government adopted the suggestion and statutory authority is given for the appointment of a female Superintendent, and other officers of the same sex. The nature of the employment to be carried on will largely determine the size of the staff, but as a basis for the estimates of the coming year, I have recommended that legislative appropriation be asked for the following officers for the Reformatory and the Refuge.

Reformatory for Females.

A Superintendent (female) who shall reside on the premises and shall have furnished quarters and table.

An Assistant Superintendent (female) who shall reside on the premises and receive furnished quarters and table.

A Bursar (male), who shall also perform the duties of steward and store-keeper. He should be the husband of either the Superintendent or Assistant Superintendent. He shall board and lodge on the premises.

A Schoolmistress to board and lodge on the premises.

An Engineer (male).

A Physician, who shall make a daily visit to the Reformatory, or oftener if required.

A Chief Industrial Instructor (female), who shall board and lodge on the premises.

Two ordinary instructors (females), who shall board and lodge on the premises.

Five disciplinary guards (females), who shall board and lodge on the premises.

One cook and baker (female).

One maid for officers' quarters.

One night watch (female).

One messenger (boy), who shall reside on the premises.

Refuge for Girls.


Assistant Superintendent, as above described.

Schoolmistress.

Cook.

Attendant.

Maid.



ANDREW MERCER ONTARIO REFORMATORY FOR FEMALES AND REFUGE FOR GIRLS, TORONTO.

DESCRIPTION OF THE BUILDING, AS FURNISHED BY THE ARCHITECT OF THE PUBLIC WORKS DEPARTMENT.

The plot on which the Reformatory is now being constructed is on the Asylum farm, just south of the new extension on King Street, and west of the Central Prison premises.

The building will consist of a centre or main building lying north and south, with two wings, extending east and west, at right angles to it. The length of the building, from opposite ends of the wings, will be about three hundred feet. The centre building will be one hundred and ten feet in length by sixty-five feet wide, and four storeys high above the basement. The wings will be each one hundred and eighteen feet in length by fifty-two feet wide, and three storeys high above the basement. In the rear of the centre building are the boiler and coal-houses, eighty feet long by twenty-five feet wide, and a workshop one hundred and thirty feet in length by forty feet in width. These buildings will be only two storeys high, above the basement.

In the rear of the building will be four airing yards, one for each of the different grades of prisoners, so that, here as elsewhere, the most complete isolation may be effected. In the centre of the main or centre building, through a tower, will be the main entrance or hall, twelve feet in width, on the ground floor. Off this, on one side, will be an office, twenty-four feet by eighteen feet, with a vault off it, while on the other side of the hall will be a reception room of the same size. From the hall a stairway will lead to the upper storey.

On the east side of the projected portion of the main or centre building, and just in the rear of the office, will be entrance for prisoners, leading to a receiving room thirty-seven feet by sixteen feet, with a storeroom off it, twenty-five feet by twenty-three feet.

In the rear of the centre building, and just south of the rooms already described, will be a large dining-room, forty-six feet by thirty-five feet, with corridors twelve feet wide running round three sides of it. These corridors will be lighted from the front or north, and also by a window at each end in the rear. The dining-room will also be lighted from the rear.

A covered walk runs from the dining-room to the workshops, about forty-five feet distant, the passage lying between the boiler and the coal-houses.

Returning to the wings once more, there will be four ranges of cells for the prisoners, numbers one and two ranges will be three rows in height, with corridors, galleries and stairs leading up to them, similar to the Central Prison.

In number one range there will be three rows of sixteen cells each, or forty-eight in all, each cell being eight feet long, by four feet nine inches wide, and about ten feet high.

Number two range will consist of three rows or tiers of cells, with eleven in each tier or thirty-three in all. They will be of the same dimensions as number one cells. These are the receiving cells, number one occupying the north side of the east wing, and number two the same side of the west wing. There will be three tiers of cells in number three range, but on separate floors, ten on each floor. These cells will be ten feet high, five feet six inches wide, and eleven feet high, on the south side of the west wing, thirty in all.

Range number four will be on the south side of the east wing, and will consist of twelve cells in a row on each floor, three tiers high, or thirty-six in all.

The cells in this range will be the same size as those in range number three, but the walls are to be plastered, while the walls of the others are to be of brick whitewashed.

The cells in number four range will be called the "privileged rooms," and will be occupied by prisoners who have attained to the highest grade for good behaviour.

Each of the rooms in ranges three and four will have a separate window looking into the airing yards.

There will be workrooms and bath-rooms off numbers one and two ranges of cells, on the ground floor, and off the "privileged rooms," in the two upper storeys of the east wing.

The kitchen and storeroom will be in the basement of the centre building, with an iron tramway leading from the kitchen to four lifts, by which the food can be conveyed to the dining-rooms and cells.

On the second storey of the centre building will be the Superintendent's departments, and dining-rooms for the officers and attendants, with bed-rooms for the attendants over the dining-hall.

On the third storey of the main building, there will be a large chapel or hall, in the centre portion, sixty-five feet by fifty feet, and thirty-five feet in height, extending to the roof.

On the front portion of the fourth storey in the centre building, there will be two large rooms for an isolated hospital, a surgery, and bedrooms for the Superintendents and attendants, with bath-rooms, etc.

In the western portion of the west wing there will be accommodation for about fifty girls, who will be under the care of the Assistant Superintendent.

To this section there will be a separate entrance through the projection at the extreme west end of the building, and this section of the institution will be entirely isolated from all the other portions of it, the girls having their own dining and work-rooms, and in fact, everything that they can require, so that all communication between them and the grown-up prisoners will be prevented.

On the ground floor, in addition to the Assistant Superintendent's apartments, there will be an office, receiving room, storeroom, sitting rooms and pantry.

On the second and third storeys of the west wing there will be class and work-rooms for the girls, bath rooms, etc.

The isolated cells will be in the basement under ranges numbers one, two three and four, to be used as punishment cells. Each cell will be ventilated by tile pipes four inches in diameter, leading to large ventilators in the roofs, and there will be fanlights over the doors of numbers three and four ranges, and isolated cells, the cells in numbers one and two to have iron gates. The whole of the windows will be protected by wire guards in iron frames, screwed to the window frames.

The building will be heated by steam at low pressure, by means of two boilers, circulating pipes and radiators. There will also be a boiler for steam cooking, with a hot water boiler for supplying the baths, wash basins, etc.

The outside of the building will be of red brick, tuck pointed, with white and black bricks interspersed in the arches and string courses, cut stone heads and sills for doors and windows, and cut stone plinth round the main building.

The Modern or Gothic style of architecture has been adopted, which will have very little of the gloomy or prison-like aspect.

The tower in the centre will be about ninety feet high, with an elevated roof, and large ventilators on the roofs of the wings and workshop.

The wings will be forty-eight feet, the centre building fifty-five feet high, and the workshop twenty-eight feet high.

The front portion of the fourth storey of the centre building will have a Mansard roof, suitable to the Gothic style. The buildings will be roofed with slate and galvanized iron.

The building will be supplied with water from the City water-works, and a sewer 22 inches in diameter is now being constructed to connect the sewage from the building with the Asylum drain in the Central Prison grounds. The light will be supplied by the Gas Consumers Company, the mains having been extended for the purpose.

The total number of cells and rooms will be one hundred and forty-seven, and forty-nine isolated cells in the basement, affording accommodation for one hundred and ninety-six female prisoners, and fifty girls, in all about two hundred and fifty inmates. Estimated cost, \$90,000.

PART III.

INSTITUTIONS FOR THE EDUCATION OF THE DEAF AND DUMB, AND THE BLIND.

INSTITUTION FOR THE EDUCATION OF THE DEAF AND DUMB, BELLEVILLE.

During the year ending 30th September last, 269 pupils received instruction in the Institution for the Deaf and Dumb, as against 277 in the previous corresponding period.

The number of pupils in attendance each official year since the opening of the Institution in October, 1870, is given in the following statement:—

From October 20th, 1870, to September 30th, 1871	Males.	Females.	Total.
" September 30th, 1871, " " " 1872	64	36	100
" " " 1872, " " " 1873	97	52	149
" " " 1873, " " " 1874	130	63	193
" " " 1874, " " " 1875	145	76	221
" " " 1875, " " " 1876	155	83	238
" " " 1876, " " " 1877	160	96	256
" " " 1877, " " " 1878	167	104	271
" " " 1878, " " " 1879	166	111	277
" " " 1878, " " " 1879	164	105	269

Four hundred and forty-eight pupils have entered the Institution from the date of its opening, as shewn in the table given hereunder:—

	Male.	Fem.	Total.		Male.	Fem.	Total.
Algoma District.....	1	..	1	Lambton.....	9	3	12
Brant.....	11	5	16	Lanark.....	3	2	5
Bruce.....	4	4	8	Leeds.....	4	2	6
Carleton.....	11	5	16	Grenville.....	3	..	3
Elgin.....	2	4	6	Lennox.....	3	2	5
Essex.....	1	4	5	Addington.....	1	1	2
Frontenac.....	6	4	10	Lincoln.....	3	3	6
Grey.....	15	8	23	Middlesex.....	19	9	28
Haldimand.....	4	..	4	Norfolk.....	7	4	11
Halton.....	..	4	4	Northumberland....	5	10	15
Hastings.....	12	9	21	Durham.....	10	5	15
Huron.....	13	14	27	Ontario.....	10	3	13
Kent.....	10	2	12	Oxford.....	6	2	8

	Male.	Fem.	Total.		Male	Fem.	Total.
Peel.....	3	1	4	Waterloo.....	8	6	14
Perth.....	16	8	24	Welland.....	3	2	5
Peterboro'.....	9	2	11	Wellington.....	9	10	19
Prince Edward.....	2	..	2	Wentworth.....	14	3	17
Russell.....	2	2	4	York.....	16	15	31
Renfrew.....	4	3	7	Parry Sound District	1	..	1
Simcoe.....	11	5	16	Muskoka District....	..	1	1
Stormont.....	1	2	3	New Brunswick....	2	..	2
Dundas.....	1	1	2				
Glengarry.....	2	..	2				
Victoria.....	..	1	1	Total.....	277	171	448

The following is a synopsis of the minutes recorded by me at the various visits I made to the Institution, during the official year.

The first inspection was made on the 18th February, when an examination of the Register shewed that during the current session 221 pupils had been enrolled (of whom 132 were males and 89 females). There were, however, only 217 in residence, three having been returned to their homes, for various causes, and one having left the Province. Twenty-two of the pupils then entered on the roll, had been admitted for the first time during the session, and the Principal informed me that he had received applications for the admission of thirty-six more, but they had not been sent forward. That such a considerable number of deaf mutes, should be for various reasons kept at home, furnished additional proof of the necessity for a personal visitation of deaf mutes being made by an officer of the Institution, as only in this way, could the benefits of the Institution be made known to parents who were either ignorant of them or unwilling to take advantage of them. The Principal was therefore requested to submit to me, before the close of the term, the names of the deaf mutes upon record who had not entered the Institution, in order that authority might be granted to an officer to visit them during the vacation.

All the pupils in residence were seen. Their appearance was very satisfactory, and the health of the Institution was good. A few of the inmates were suffering from temporary and trifling ailments, which kept them from the classes.

There were in existence at this time ten literary classes, taught by the same number of teachers, and a monitorial class taught by two well advanced pupils. A drawing class was also conducted by a non-resident teacher for two hours twice a week.

Mr. J. H. Brown, who had been qualifying himself under the direction of the Government, at the Bell School in Boston, to become an instructor in the science of visible speech, having obtained a certificate of competency from the Manager of that school, was instructed to at once enter upon his duties. The Principal, in conjunction with Mr. Brown, was requested to select a number of pupils most capable of receiving benefit from such instruction, and to organize classes and arrange generally for the efficient carrying out of the work, taking care that the ordinary routine of the literary department was interfered with as little as possible.

Very good discipline seemed to prevail in the classes, and the Principal informed me that the teachers were performing their duties very satisfactorily.

The shoe and carpenter shops were affording instruction to 30 pupils, 15 being in each shop, but I found that many improvements were required in the management of these departments, before they could be pronounced effective.

The condition of the Institution was in the main satisfactory, considering the unusual wear and tear it is subjected to, particularly on the boys' side.

The new laundry was in excellent working order, and the new bakery had been fully occupied and its arrangements were giving much satisfaction.

The recent appointment of a hearing and speaking supervisor of boys had considerably improved the disciplinary arrangements, which would, no doubt, be still more apparent, when that official became more conversant with his work and duty.

There were many structural alterations and repairs requiring to be done, and instructions were given for the following to be immediately entered upon by the carpenter and his staff, viz:—

The fitting up of one of the teacher's bed-rooms for the use of the articulation class. The fitting up of a room on the ground floor as a bed-room for a resident teacher, in place of the room taken for the articulation class. The fitting up of a room on the girls' side for keeping the drawing class appliances. The re-flooring with hardwood of the main entrance hall up to the dining-room door and transept halls and the girls' sitting-room. The making of outside blinds for the Principal's residence.

The carpenter was informed that the desks required in future must also be made in his shop.

The Principal was authorized to ascertain what it would cost to move the gymnasium to a point farther in the rear of the present site, as it is was a source of considerable danger, in the event of fire occurring upon the premises.

The Bursar was given certain instructions in regard to the financial affairs of the Institution.

I again visited the Institution on the 10th April, and passed through its various departments, including the class rooms. I found the dormitories and other portions of the house in very good order, and generally in a well kept and clean state. The affairs of the Institution in its various departments appeared to be progressing in a fairly satisfactory manner.

The visible speech class was well organized, and so far as could be judged by an examination of a couple of hours, a good work was being accomplished in a very systematic and effective manner. Thirty-two pupils were receiving instruction, and some of them had already made very marked progress. The lip reading and articulation of one of the congenital mutes was worthy of special mention.

There were 219 pupils in the school, viz., 130 males and 89 females.

With the exception of five boys and two girls, all were present at dinner in the associated dining-rooms. Their general appearance was very satisfactory. Of the seven pupils who were absent, nearly all had only trifling ailments, and upon the whole the health of the Institution was good.

An examination of the records shewed that only one pupil had paid for board during the session, and that a very considerable amount was in arrears for board of registered paying pupils. The Bursar was instructed to make up and forward to me, a statement, in detail, of all arrears, in order that the whole matter might be laid before the Lieutenant-Governor in Council, for instructions as to the action to be taken in the matter.

The requisition for supplies for the current quarter was examined, and the Bursar was authorized to make the purchases in the usual way and at the lowest market rates.

I visited the Institution again on the 13th and 30th September. The immediate object of my first visit was to instal Mr. Robert Mathison as temporary executive head of the Institution, such course being rendered necessary by the resignation of Dr. Palmer, who, since the opening of the Institution in October, 1870, had filled the position of Principal.

The officers, teachers and chief *employés* were assembled and informed of the

official change and of the authority conferred upon Mr. Mathison. It was also arranged that until further orders, the two senior teachers should be associated with the acting Principal in the conduct of the Literary Department.

On returning to the Institution on the 30th September, after an absence of more than a fortnight, during which time the entire management of affairs had been under the acting Principal, I was gratified to learn that everything had been going on in a most satisfactory manner, and a very marked improvement was apparent in the discipline and routine of the Institution.

The Government, believing that the varied knowledge and experience of public institution management possessed by Mr. Mathison, combined with his well known administrative ability, eminently fitted him for the position of executive head of this establishment, had decided to appoint him to the office rendered vacant by the resignation of Dr. Palmer, and that the official designation of Mr. Mathison's position should be "Superintendent of the Institution for the Deaf and Dumb." For some little time, and until the Superintendent acquired a knowledge of the technicalities of the system of deaf mute instruction, Mr. Coleman, the senior teacher, was instructed, in addition to his other duties, to take the position of "Supervising Teacher." I stated that it would be his duty to visit the classes at such times as the Superintendent might direct, and fully inform himself of the system of teaching pursued in each and every class, the result of the same, as exhibited in the progress of the pupils, and of the discipline and order observed, and that he would be required to make a report in writing to the Superintendent, giving the result of his observation and examination, both in regard to each class and to the literary department as a whole.

The Superintendent was desired to read the foregoing portion of these minutes to the officers and teachers, and to state that the Government expected them to yield promptly and cheerfully to the authority of the Superintendent, and at the same time to render to him the utmost assistance in their respective positions, in the performance of the official duties devolving upon him.

The ninth session of the Institution opened on Wednesday, 10th September, and on the 30th September there were 215 pupils, viz., 126 boys and 89 girls, in residence. Thirty-six of these pupils had entered the Institution for the first time, nine had absented themselves for one and in two cases for two sessions, but had again been admitted. All the rest had been in school during the whole or a portion of the eighth session. It appeared likely that the population of the school would be increased to 240 before the end of October, and probably would reach 250 during the current session.

The teaching staff in the Literary Department comprised seven skilled professional teachers, four assistant teachers, two monitorial teachers, and one instructor in drawing. The conditions upon which the assistant teachers were probationally appointed, viz., that they should obtain second-class certificates, had not yet been complied with, and therefore the Superintendent was directed to notify these assistant teachers that they must present themselves at the next School Board, with a view to obtaining third, and subsequently second-class certificates.

Being of opinion that the system of monitorial teaching given to beginners was neither sufficient nor thorough enough, and considering the vast importance of a good foundation being laid for the regular course of instruction, I requested the Superintendent and Supervising Teacher to give this matter mature consideration and to report to me any suggestions they might have to make with a view to adopting some better and more effective system.

The appearance of the pupils was satisfactory and the health of the Institution was generally good, although there were two cases of sickness, one of which the physician thought to be a mild type of scarlet fever and the other one of

measles. The patients were completely isolated, and everything was being done to keep the fever from spreading.

The condition of the Institution was very commendable, both in respect to cleanliness and neatness. The re-flooring of the front hall and of the girls' sitting-room with hardwood has very much improved the appearance of these places.

The Superintendent was requested to transmit to me a statement shewing what halls and rooms still required flooring with hardwood, with an estimate of the quantity of material needed to do the work, and also an estimate of the cost of painting the woodwork throughout the building, so that application may be made for a parliamentary appropriation to cover the cost.

Appropriations will also be asked for one hundred and twenty bedsteads, about fifty desks, fittings for the articulation class-room, a few pictures, improving the chapel, and for new stock.

It will be recommended for the consideration of the Honourable the Commissioner of Public Works, that a coal-shed be erected with a storage capacity of six hundred tons. This is rendered necessary by the substitution of coal for wood as fuel.

The products of the farm and garden are greater than in any previous year. The yield of potatoes and other roots as well as of hay, will, it is hoped, be sufficient to supply the wants of the Institution.

The pay list of the Institution was examined, and the Bursar directed to make certain changes in the rate of salary paid to some of the staff.

EDUCATIONAL.

The usual annual examination of the Literary Department was made during the year. I asked the Honourable, the Minister of Education to detail one of his staff for the duty, and suggested that Dr. Carlyle should be selected, as he had made the examination in the previous session, and by doing it again, would be able to make a better comparison of the results of the two examinations than any one else, and in addition, the experience gained would be of value in enabling him to do the work more expeditiously and thoroughly than one unacquainted with the mode of instructing deaf-mutes.

My recommendation being approved of, Dr. Carlyle commenced his examination on the 9th June. His report upon the result is as follows:—

“I beg to say that I have concluded a very careful and thorough examination of all the classes of the Institution for the Deaf and Dumb in all the branches of study pursued by them, and beg to report as follows:—

“The Principal, and the teachers, most willingly and kindly, rendered me all the assistance in their power, and it affords me pleasure to be able to say that there is a very marked improvement in the attainments and deportment of pupils, which I attribute principally to two causes—the greatly improved classification of the pupils, and the hearty, united effort of the teachers to remedy defects and carry out the wishes of the Principal. The good effect of the better classification is very apparent, especially so in those classes where it is more perfect, and I am quite convinced that more may be accomplished in this way. I most earnestly suggest that the pupils be so arranged that it will not be necessary for any teacher to have his or her class sub-divided into senior and junior divisions. Where there are so many teachers, the step from one class to a higher, at the beginning of the academic year need not be very great, and I am quite convinced, from the attainments of the pupils, that what I suggest is quite easy of accomplishment. The good which will result from the concentration of the teachers' efforts, was quite apparent at the recent examination, for those classes which were not sub-divided

invariably did the best work. Perhaps it would be necessary to sub-divide the lowest and highest classes, but here it would not matter so much, as there are two monitors for the former, and in the latter, the pupils are so advanced that they are not wholly dependent on the teacher but can profitably study from books.

“The present classification, and what I have suggested, render a more carefully prepared course of study for each class absolutely necessary. At present, each teacher, to a greater or less extent, teaches what he or she may consider most suitable, and sometimes they are at a loss to know what has been learned in the lower classes or what they should teach.

“For example, I found the pupils of the fifth class had a very fair knowledge of the Geography of Canada, but when I went to the fourth, a higher class, Geography was not taught, nor any other subject in its place, while in the third and higher classes it was. It would be far more satisfactory for the teachers to know just what they are expected to do during the year or term, and the examiner also would know what each class were expected to know. It would not be difficult for the Principal then to know whether or not his teachers were doing their whole duty.

“In the preparation of this course of studies for each class, I will not, I trust, be considered as going out of my way if I express the opinion, that an acquaintance with our ordinary language, a practical knowledge of the four simple rules in arithmetic, and the ability to write plainly, is of the first importance to the Deaf and Dumb.

“I will, with confidence, ask the teachers to make a united and determined effort to improve the writing of the pupils still more, and to insist on more care and accuracy in the answering of questions by writing. Neatness, accuracy and proper arrangement of work on paper is as necessary for the deaf mute as for others.

“The improvement in the department of the pupils was very gratifying to me. They manifested more anxiety to do well, there was the absence of that careless indifference often exhibited on former visits, and what pleased me very much was more self-dependence and scarcely an effort to get assistance or copy from each other. In a word, the whole bearing of the pupils seemed to be improved. They wore a more cheerful, happy and intelligent aspect.

“The work of the past year has, on the whole, been a decided success, and much credit is due to the Principal and his staff of teachers for the earnest, energetic efforts that have been made to render the Institute as perfect as possible, and I am sure the success which has attended their efforts during the year which has just closed, will encourage each and all to do still more to further any effort of improvement.

“Appended to these general remarks you will find a report of each class, also reference to the drawing class and the classes in visible speech, all of which I beg to submit for your consideration.

“*Monitorial Classes.*—I find the monitors seem to be doing all that is possible, but the pupils are exceedingly dull. It would, in my opinion, be as well, if a few more from other classes were put down into this one. It is a great relief to a class to get rid of these very dull ones.

“*Class 1.* I find the first division have only a limited knowledge of the use of a few verbs. Three out of the five are dull, the other two bright and intelligent. The second division readily change singular into plural nouns. The third division know and can write down quickly and accurately the names of some familiar objects. The pupils of the second and third divisions are lively and sharp. I can readily understand that the stimulus of a regular inspection and love for the work, is necessary to keep up a teacher's interest in such a class as this.

"*Class 2.* A quiet, orderly and attentive class. They have been under monitors for some time owing to the illness of the teacher. They did not do much. They are able to describe very simple actions partially correctly. None of them are fit for promotion.

"*Class 3.* The pupils of this class acquitted themselves generally with credit. Their knowledge of the language is very fair and in scripture history their answering was good. They were weak in their arithmetic.

"*Class 4.* First division.—These pupils have a very ready command of language. They reflect credit on their teacher. The second division too did well, but the third did only very poorly. They are very dull, and I am not surprised at their being so far behind. It is natural that the teacher would give most of his time to the bright ones.

"*Class 5.* The pupils of this class acquitted themselves in a praiseworthy manner, scarcely a failure in any of the subjects. The class consists of one division, and affords proof of the good effect of careful classification and of earnest, energetic work on the part of the teacher. I was much pleased with it.

"*Class 6.* While some of the pupils in this class are dull, and did not pass a very good examination, the majority of them acquitted themselves with much credit and manifested a fair knowledge of language. It is divided into two divisions, so that the faithful attention of the teacher, whose heart and soul seem to be in his work, had to be divided, and I attribute the partial failure in some subjects to that fact.

"*Class 7.* I was somewhat disappointed with this class. The teacher has confined himself to language and arithmetic, so I expected the pupils would do correspondingly well in both, but they did poorly. I think they did not do as well in arithmetic as they did last year. This class requires a good deal of earnest, faithful teaching to rouse them up a little. The teacher requires them to go through a variety of motions which are very good and have a good effect on their deportment.

"*Class 8.* The pupils of this class did not do as well in language as I expected. Their answers often indicated some knowledge of the subject, but they were very poorly put together. Their command of language seemed to be less than that of some of the lower classes. I believe their teacher has worked assiduously and earnestly, but they did not do her much credit. Their style of answering could be much improved and doubtless will be.

"*Class 9 and 10.* The ninth class and the second division of the tenth class had the same examination papers when practicable. Both classes did very well. The tenth class has two divisions in it—the ninth only one. I do not think that some of the older pupils and one or two others have improved much, if at all, during the year.

"*The Drawing Class.*—The newly appointed teacher seems to have put fresh life and interest into the Drawing Class. Many of the pupils draw very well. My great love for the practical, and the great use some of the pupils might make of their drawing after they leave the Institution, prompt me to suggest that the teacher of drawing should somewhat curb the desire of the pupils to disregard the first elements of drawing and to undertake difficult and showy subjects beyond their ability. I have no doubt, from the influence the teacher seems to have over the pupils, that they will make rapid progress.

"*Classes in Visible Speech.*—I was much interested in the exercises of these classes under their teacher. His success confirms me in the opinion that much may and will be done in the future by this means of instruction. Although he has had them only a few months, I found a class of small deaf-mutes, who never heard a sound, not only able to speak distinctly many little words, such as 'lamp,' 'lamb,' but to understand their teacher when he spoke to them.

"The Principal still has his Bible class of about eighty, with whom he takes up the International Series of Sunday School Lessons.

"Religious instruction is given by one of the teachers to the Roman Catholic pupils, and they seem to be well grounded in their catechism.

"Some one of the male teachers gives lectures on suitable subjects every Sunday afternoon."

MAINTENANCE EXPENDITURE.


The following statement shews the cost incurred in maintaining the Institution during the year, under the various headings of the estimates. The average cost per pupil is also shewn.

Headings of Estimates.	Aggregate cost.		Cost per pupil.	
	§	cts.	§	cts.
Medical department	134	91	0	62
Food of all kinds	9,900	20	46	04
Bedding, clothing and shoes.....	428	28	1	99
Fuel	6,143	25	28	57
Light	1,248	38	5	83
Laundry, soap and cleaning.....	425	06	1	98
Books and apparatus	773	13	3	59
Printing, postage and stationery.....	430	43	2	00
Furniture and furnishings	539	11	2	51
Farm, feed, fodder and stables.....	865	58	4	02
Repairs and alterations.....	890	50	4	14
Miscellaneous.....	1,196	22	5	56
Salaries and wages.....	15,614	45	72	63
Daily average number of pupils, 215..	§38,589	50	§179	48

It should be stated that the coal supply for two years was paid during the official year. Deducting \$2,836.29, the amount of the coal bill for 1878, the expenditure for the official year is reduced to \$35,753.21, and the average cost per pupil to \$166.29.

DESCRIPTION OF THE INSTITUTION BUILDINGS, AS GIVEN BY THE ARCHITECT OF THE PUBLIC WORKS DEPARTMENT.

The site of this building is about one mile west of the City of Belleville, on the shore of the Bay of Quinte, and contains 82 acres. The building was erected according to the design of James Smith, Architect, Toronto, in the domestic style of Gothic architecture, the first premium having been awarded to him after due advertisement and careful consideration. The work was commenced in 1869, and completed in 1870, when the Institution was formally opened. The main building is 208 feet in length, 50 feet in width, and four storeys in height, 12 and 13 feet each, built of red brick made in the vicinity, and cut stone dressings from Ox Point, and the roof is of slate and galvanized iron. In the rear of the main building, but connected with it by a covered passage, is the dining-room, 90 feet in length by 30 feet in width, and 14 feet in height; a kitchen 41 feet by 22 feet, with pantry and other apartments for domestics and store-rooms. A boiler-house with laundry and drying room over, 54 feet in length by 30 feet in width, 13 and 12 feet for each storey respectively, has been recently built north of the kitchen, and connected with same by a covered passage. On the west side of the dining-room is a play-room for girls, 28 feet by 20 feet, with a ward for sick over same, and a class-room in the east side, each extremity being connected by a covered passage to main building. The centre hall is 12 feet wide, which connects with the dining-room. In this hall is the principal stairs, on the



INSTITUTION FOR THE EDUCATION OF THE DEAF AND DUMB, BELLEVILLE.



first landing of which is a passage connecting with the large lecture-room over dining-room. The main corridors are six feet wide, connecting with the centre hall, school rooms and dormitories in the wings, 60 feet by 37 feet. On the ground floor are the Principal's and Bursar's offices, reception room, etc. The Matron's, Teachers' and Assistants' apartments are on the first floor in the centre portion, class rooms and dormitories being in each wing. The two upper stories are occupied as associated dormitories, 60 feet by 30 feet, 36 feet by 32 feet, and 46 feet by 16 feet respectively, on each side of the centre. The building is heated by steam, from two boilers, passing through circulating pipes and coils in the apartments and passages. The water is pumped from the bay into iron tanks containing about 10,000 gallons, from which the wash basins, baths, water-closets, etc., are supplied. The sewerage is discharged into the bay by brick drains, 22 inches diameter. The light is supplied by the Gas Company of Belleville, the mains having been extended for the purpose. In 1877 a dormitory for boys was built on the east side of the grounds about 100 feet distant from the main building; it is 86 feet in length, 28 feet in width, and two storeys of 11 feet each in height, with a mansard storey 9 feet in height. The dormitory is also heated by steam by means of circulating pipes and coils. The gas and water pipes were extended to the building. A separate residence for the Principal was also constructed in 1877, on the west side of the grounds. The out-buildings consist of a brick workshop, 80 feet by 32 feet, and two storeys in height; a gymnasium of wood, 70 feet by 28 feet, one storey in height; stables, waggon-house, 90 feet by 23 feet, with hay loft, etc. The avenue extends from the Trenton Road to the building, trees having been planted on each side, and a gate-keeper's lodge was built at the entrance. The buildings afford accommodation for 250 pupils, including the dormitory, and the total expenditure for land, buildings and furniture to the end of 1878, was \$172,893.

INSTITUTION FOR THE EDUCATION OF THE BLIND, BRANTFORD.

Two hundred blind persons were under instruction in this Institution during the past official year, as compared with 175 in the preceding one.

Since the opening of the Institution, 272 pupils have been in attendance, and the following summaries shew the number in residence each year since that time, and also the places from which the 272 pupils were received, viz.:-

	Male.	Female.	Total.
Attendance for portion of year ending 30th Sept., 1872.....	20	14	34
Attendance for year ending 30th Sept., 1873	34	24	58
Attendance for year ending 30th Sept., 1874	66	46	112
Attendance for year ending 30th Sept., 1875	89	50	139
Attendance for year ending 30th Sept., 1876	84	64	148
Attendance for year ending 30th Sept., 1877	76	72	148
Attendance for year ending 30th Sept., 1878	91	84	175
Attendance for year ending 30th Sept., 1879	100	100	200

	M.	F.	T.		M.	F.	T.
Addington	1	...	1	Lincoln	3	1	4
Belleville	3	...	3	London	3	7	10
Brant	3	3	6	Middlesex	6	3	9
Brantford	4	4	8	Muskoka	1	...	1
Bruce	3	6	9	Norfolk	4	4	8
Carleton	1	1	2	Northumberland	1	6	7
Dundas	2	2	4	Ontario	4	3	7
Durham	1	3	4	Ottawa	2	...	2
Elgin	2	1	3	Oxford	2	1	3
Essex	2	2	4	Perth.....	2	6	8
Frontenac	2	1	3	Peterboro'	6	2	8
Glengarry	1	...	1	Prince Edward	1	2	3
Grenville	2	...	2	Renfrew.....	6	2	8
Grey	4	4	8	Russell	1	1	2
Guelph.....	1	2	3	St. Catharines	2	...	2
Haldimand.....	...	4	4	Simcoe.....	3	4	7
Halton	2	...	2	Stormont	2	...	2
Hamilton.....	5	6	11	Toronto	9	9	18
Hastings.....	4	1	5	Victoria	4	1	5
Huron.....	5	5	10	Waterloo	4	3	7
Kingston	1	2	3	Welland.....	2	1	3
Kent	5	4	9	Wellington.....	6	5	11
Lambton	3	...	3	Wentworth.....	6	4	10
Leeds	5	1	6	York	6	4	10
Lennox	1	1	Uncertain	1	...	1
					149	123	272

The following synopsis of the inspection minutes recorded by me will shew pretty fully the operations of the Institution during the year:—

The first inspection was made on the 11th February. On that day there were 165 pupils in residence, all of whom looked well both in appearance and health. It was much to be regretted that one of the male pupils had died on the 29th of the previous month from pneumonia. Every care and attention was paid to the youth by the Institution staff, and the lad's parents were present at the time of his death. The Surgeon's book shewed that influenza and inflammatory colds had prevailed during the winter, owing no doubt to the extreme coldness of the weather. The blind as a class, appear to be extremely sensitive to cold, and therefore a higher temperature is required for them than for any other class of physical defectives, not only on account of health, but also that their sense of touch may not be numbed. For this reason, it had been found necessary at the commencement of the winter season to supplement the steam heating arrangements, which had not been thoroughly completed, by the use of coal stoves.

The Principal reported that the Literary Department stood in need of another teacher. Authority was given him to engage a suitable person on probation.

He was also authorized to accept a tender he had received for printing six hundred copies of his Annual Report, together with that portion of my own relating to the Institution.

I made a second inspection on the 11th June, for the purpose of deciding what purchases were to be made on account of the capital appropriation voted by the Legislature at the previous session. This appropriation was chiefly granted to meet the expenditures for furnishing the Principal's house, which had been erected on the grounds, and for fitting up, for the purposes of the Institution, those portions of the main building which would be rendered vacant when the Principal moved into the new house above referred to. As the result, I granted authority for the following purchases, leaving minute instructions regarding the manner in which they were to be made, viz.: Furniture for an additional class-room, \$125; for an extra dormitory for girls, \$382; and for the bedroom for the new teacher, \$111; appliances for the Industrial Department, \$100; books, apparatus, etc., for the Literary Department, \$461.46; furniture for the Principal's residence, \$1,660.38; gravel and trees for the grounds, \$140; additional stoves and heating appliances, \$264.23. These expenditures overdrew the appropriation to a small extent, but for this I had received the authority of the Treasurer.

It was reported by the engineer that the steam pump in the boiler-house required re-boring and other repairs. The Principal was directed to have the work done, if the Public Works Department did not include it in the alterations they were about to make to the heating arrangements.

Authority was given to have the Institution connected with the city telephone service, at a cost of twenty dollars yearly.

In view of the substantial advantages accruing from a visitation of the blind during the vacation, the Principal was instructed to again detail two of the teachers for such visitation during the vacation then about to commence. He was also directed to move into the house provided for him directly the session terminated, and to then give full effect to the instructions I had previously recorded, regarding the allocation of the rooms used as his private quarters.

My third inspection was made on the 16th and 17th October, when on examining the register, I found that since the opening of the current session on the 10th September, 169 pupils had been enrolled, 88 being males and 81 females. One of these had been sent home owing to sickness, leaving 168 pupils on the muster roll.

Admission for the first time had been awarded to 25 pupils (10 males and 15

females), six of whom were over age. Prior to the admission of these pupils, full particulars of their cases had been submitted to me, and as the principal considered that they would be benefited by the scholastic and industrial training of the institution, authority was granted to receive them. One of these persons was a young man from the Province of Quebec, whose maintenance and education were being paid for at the rate specified in the by-laws. Two of the pupils were absent last session, but had been re-admitted.

From an examination of the records in the Principal's possession, and of the correspondence he had had with parents and others, it appeared that 202 pupils should have been in the Institution, but for various reasons, chiefly the poverty of the parents, 33 of the number were still retained at home. However, it appeared likely that the number of pupils would be increased to about 180 before the close of the year.

The teaching and instructing staff of the Institution numbered twelve persons, viz.: five teachers in the literary department (two of whom also assisted in the industrial and musical branches), three teachers of instrumental music, one of vocal, and three instructors and one assistant instructor in the industrial department.

I visited the literary classes and examined pretty minutely into the methods of instruction and the general routine of work. The good discipline which prevailed and the programme of study pursued were worthy of high commendation. The heartiness with which the teaching was carried on, and the zealous way in which the teachers performed their duties, shewed pretty conclusively that they had a real love for their work; without which the best directed talent would fail in the instruction of the blind.

The course of study is much the same as previously reported, comprising reading, writing, grammar, spelling, arithmetic, geography, history, English literature, object instruction, etc.

The pupils seemed to pay marked attention and respect to their teachers, and they appeared to be anxious to learn. The progress made was very great, even with some who had only been a comparatively short time in the school, but in the cases of those who had passed through several sessions, it was most marked. Altogether, I have a most favourable report to make of the Literary Department of this institution.

The musical classes were also found to be effectively organised, although I would be glad to see the instruction in this department take a more practical shape. Twenty-three pupils were receiving lessons on the piano and nineteen on the organ, while a large proportion of the whole school were receiving lessons in point print, besides vocal and general musical instruction. Apart from the pleasure afforded to the blind by music, it should not be lost sight of that unless a very considerable number of these music pupils are fitted to earn a portion of, or the whole of their livings through the exercise of their musical talents, the musical course of this Institution will fall far short of its object.

The industrial training of this Institution continues to sustain its eminently practical and progressive character. In the willow-work shop, twenty-six young men and boys were receiving instruction. The time of ten of these was exclusively taken up with the trade, and the remainder worked from 8 to 9.45 a.m., and from 1.30 to 5 p.m. daily. It is expected that three of these industrial pupils will have fully acquired the trade at the end of the present session, and that they will then leave the Institution quite able to earn their living by it. During the past vacation a test was made of the capabilities of the most advanced pupils of this shop to earn a livelihood by the manufacture of willow-work. There was distributed to ten pupils 1,500 lbs. of dry willow, which they took home with them. From inquiries made of each of these pupils, I found that they manufactured and sold from twenty to fifty dollars' worth of willow-ware each.

The health of the Institution was very good only one pupil being confined to bed. The appearance of the inmates also in respect to dress was very satisfactory.

In this, and previous years, an examination of the pupils had been made in the month of May by a skilled oculist, but it was found that the recommendations for special treatment in certain cases could not always be carried out before the commencement of the vacation in the middle of June, as the consent of the parents of a pupil has always to be obtained before an operation can be performed, or the pupil removed to the Eye and Ear Infirmary, for some special and constant treatment. It was therefore decided that an oculist should pay two visits to the Institution during the session, instead of one as heretofore. The first visit to be paid early in the term, for the more especial purpose of making a general examination of the pupils' eyes, and for ordinary treatment and directions; the second visit to be made about two months before the close of the session, for performing operations of a minor kind, and for determining which pupils should be sent to the Andrew Mercer Eye and Ear Infirmary, during the vacation, for special operations, with a view to the complete or partial restoration of sight. The first visit under this arrangement was to be made by Drs. Reeves and Ault, the oculists of the Andrew Mercer Infirmary, on the 11th November. When the second visit of the oculists is paid and their report is in the hands of the Principal, it will be his duty to at once enter into communication with the parents or guardians of the pupils recommended for transfer to the Mercer Infirmary, with a view to obtaining their consent to such removal and operations.

The condition of the Institution in respect to cleanliness and order was excellent. The boys' dormitories, in which so much confusion prevailed prior to the opening of the new wings, was in capital order.

It is most important that similar extensions and improvements should be made on the girls' side of the house, for, apart from the necessity which exists for increased dormitory accommodation for that sex, the present large associated dormitory, in which over fifty girls sleep, is wanting in nearly all proper requisites of such a room.

During the vacation, the Principal removed his family to the residence erected for him on the grounds, and the rooms in the main building formerly used for his quarters, were fitted up and appropriated for official purposes, as designated in a previous minute.

The room in the basement at present used for the bakery is much too small, and is also in too close proximity to the furnace rooms. The meat store is also unfitted for such a purpose. In the extension of the rear buildings, which must shortly take place, these defects should be remedied.

The books and records of the Bursar were examined at this visit. It is evident that some of the appropriations will require to be increased in the estimates of next year. The sum voted for books and apparatus, viz., \$400, appears to be insufficient to meet the demand made upon it by the increased number of pupils, and is the same as when only one-half the number of pupils were in residence. A recommendation will be made to have it increased to \$600. The appropriation under the heading of "Farm and Garden" is also overdrawn. It is hoped, however, that \$600 will be found sufficient for this service in future years. The expenditures under the heading of "Furniture and furnishing renewals," will have to be very carefully watched, as they have exceeded the appropriation during the past three years. The vote of \$500 should be sufficient. The cost of gas was \$1,410.26 in 1878, and this year it will be about the same. This is entirely too much, and is owing to the high price and poor quality of the gas furnished. The same quantity of a much superior gas could be made upon the same principle as it is at the Orillia Asylum, for one-half the amount. Unless the price be reduced and

the quality improved, I would recommend that appliances be fitted up in the premises for manufacturing gas. The appropriation for bedding and clothing will have to be increased from \$300 to \$500.

The Principal stated that not less than \$200 worth of books were at once required for the schools. He was authorized to make purchases to that extent.

The Principal was requested to push forward with the knitting of 500 pairs of socks for the various public institutions of the Province.

He was also authorized to place one of the most advanced female pupils as a monitorial instructor in the Industrial Department, and the Bursar was instructed to enter her name upon the pay list at the rate of \$40 per session.

A consultation was had with the Principal, respecting the wants of the Institution on capital account for the coming year, and the list arrived at will be submitted to the Treasurer of the Province, along with a recommendation that an appropriation be voted for the purpose of carrying out the various necessary works.

MAINTENANCE EXPENDITURES.

A statement of the cost of maintaining the institution during the official year is given hereunder. This statement shews the total expenditure and also that under each heading of the estimates.

Medical department	\$ 70 23
Food of all kinds	7,546 60
Bedding, clothing and shoes.	429 88
Fuel	2,570 58
Light	1,447 50
Laundry, soap and cleaning	230 42
Books and apparatus.	613 97
Printing, postages, stationery, etc.	507 24
Furniture and furnishings	817 35
Farm, feed and fodder	737 26
Repairs and alterations	576 79
Miscellaneous	749 53
Salaries and wages	13,217 80
	\$29,515 15

DESCRIPTION OF THE INSTITUTION BUILDINGS, FURNISHED BY THE ARCHITECT OF THE PUBLIC WORKS DEPARTMENT.


The site adjoins the western limit of the City of Brantford, south of the Grand Trunk Railway branch from Goderich to Buffalo, and contains 65 acres of land, known as Digby Place.

A roadway 66 feet in width extends from the lot to the Grand River, on the bank of which an additional acre of land was purchased with the lot.

The buildings, which were commenced in 1870 and completed in 1872, were erected on a plateau which commands an extensive view to the west and south, and overlooks the city, the principal residences being about one mile distant.

The design is in the Tudor style, adapted to modern requirements, and the plans were prepared in the Public Works Department.

The original front was 220 feet, consisting of a centre building and wings, the width being 64 feet, two storeys in height, 14 feet and 13 feet respectively, with Mansard storey 12 feet high, the centre building being an additional storey in height, arranged for a music hall



ONTARIO INSTITUTE FOR THE EDUCATION OF THE BLIND, BRANTFORD.

The centre projecting tower is 17 feet square, and four storeys or 95 feet in height, and to top of vane 140 feet.

The centre building contains the Principal's and Bursar's offices, also Teachers' rooms on the ground floor, Matron's apartments on the first floor, and music hall 60 feet by 46 feet and 22½ feet in height on the third storey; the wings and part of the centre portion are occupied as class rooms, the centre hall being 12 feet and side halls 10 feet wide through the length of the building.

On the first floor in each wing there are large associated dormitories, 60 feet by 37 feet and 22½ feet in height, the boys' dormitory having been recently divided by the extension of the hall to reach a new wing constructed in 1877.

The rear building which was constructed for kitchen and laundry purposes, is 75 feet by 73 feet and three storeys in height with basement, and is connected by a covered passage 33 feet by 15 feet, and two storeys in height, with the main building.

The basement contains the boiler, store and fuel rooms, on the first floor are the kitchen, laundry, ironing, drying and store rooms, on the second floor are the dining rooms, 33 feet by 30 feet and 23 feet high, with lifts from kitchen, wash and store rooms, and on the third floor are the servants' apartments, tank rooms, etc.

The wing erected in 1877 is 60 feet by 64 feet and three storeys in height, connected by passages 14 feet by 10 feet and two storeys in height, the style corresponding with the original building, and to complete the front it will be necessary to construct a similar wing on the girls' side.

The first floor of the wing contains class and sitting rooms, bath and wash rooms, water closets, etc., and on the second and third floors are dormitories for the boys and attendants.

The buildings are constructed of white bricks on the outside, with cut stone dressings, and are roofed with slate and galvanized iron.

The heating apparatus consists of steam generated in two boilers and conveyed in circulating pipes and coils through all the apartments, dormitories, halls, etc.

The water is pumped from a copious spring on the lot, into five iron tanks, containing in all about 15,000 gallons, from which the water is conveyed by iron pipes to the bath and wash rooms, water closets, etc. The light is procured from the City Gas Works, the mains having been extended to the buildings. A separate residence was constructed for the Principal in 1878, also for the Bursar in 1873. The out-buildings consist of a workshop, gate-keeper's house, stables, waggon-house, sheds, etc. The Institute affords accommodation for 180 pupils. The expenditure to 1878 was \$169,279.

DETAILED STATEMENT of Expenditures of the Ontario Institutions for the Deaf and Dumb, Belleville, and the Blind, Brantford, for the year ending 30th September, 1879.

	Institution for the Deaf and Dumb.	Institution for the Blind.
	\$ cts.	\$ cts.
<i>Medical Department:</i>		
Medicines	133 36	23 36
Medical comforts and appliances.....	1 55	46 87
	134 91	70 23
<i>Household Expenses (Food):</i>		
Butcher's meat	3,666 94	2,708 94
Fowls	190 75	100 04
Fish.....	266 32	126 55
Flour, bread and biscuits	2,041 93	1,240 02
Butter	1,384 27	1,147 31
	7,550 21	5,322 86

	\$ cts.	\$ cts.
<i>General Groceries, viz.:</i>		
Barley, rice, peas and meal	83 13	162 85
Tea	381 15	391 17
Coffee	88 00	225 80
Cheese	41 45	8 10
Eggs	95 92	97 86
Fruit (dried)	78 28	61 93
Salt, pepper, mustard, vinegar and pickles..	107 43	66 05
Syrup and sugar	889 14	829 81
Unenumerated	88 31	31 13
	<hr/>	<hr/>
	1,852 81	1,874 70
<i>Fruit and Vegetables</i>	497 18	349 04
	<hr/>	<hr/>
<i>Bedding and Clothing:</i>		
Bedding	11 50	199 92
Clothing for orphans	328 98	198 68
Shoes for orphans	87 80	31 28
	<hr/>	<hr/>
	428 28	429 88
<i>Fuel:</i>		
Coal	5,468 25	2,426 20
Wood	675 00	144 38
	<hr/>	<hr/>
	6,143 25	2,570 58
<i>Light:</i>		
Gas	1,190 70	1,435 60
Oil, candles and matches	57 68	11 90
	<hr/>	<hr/>
	1,248 38	1,447 50
<i>Laundry, Soap and Cleaning:</i>		
Brushes, brooms and mops	55 85	41 35
Bathbricks, blacklead and blacking	3 15	13 08
Soap	321 97	92 36
Laundry, etc	44 09	83 63
	<hr/>	<hr/>
	425 06	230 42
<i>Books and Apparatus:</i>		
Library	165 09	499 71
School furniture	608 04	114 26
	<hr/>	<hr/>
	773 13	613 97
<i>Printing, Postages, Stationery, etc.:</i>		
Printing and advertising	151 83	217 71
Postages, telegraphs and express	175 89	201 03
Stationery	102 71	88 50
	<hr/>	<hr/>
	430 43	507 24

	\$ cts.	\$ cts.
<i>Furniture and Furnishings :</i>		
Furniture, renewal and repairs	293 03	637 00
Iron and tinware, etc.	149 53	90 64
Crockery and glassware	96 55	89 71
	<hr/>	<hr/>
	539 11	817 35
<i>Farm :</i>		
Stable and carriages	224 23
Feed and fodder	231 19	421 21
Farm labour, stock implements, including re- pairs	410 16	316 05
	<hr/>	<hr/>
	865 58	737 26
<i>Repairs :</i>		
Repairs, ordinary, to buildings, etc.	484 17	337 92
Hardware, etc.	302 23	178 68
Paint and oils	104 10	60 19
	<hr/>	<hr/>
	890 50	576 79
<i>Miscellaneous :</i>		
Ice	42 95	18 60
Officers' travelling expenses, etc.	396 70	457 88
Freight and duties	83 50	83 67
Amusements	35 77
Incidentals	637 30	189 38
	<hr/>	<hr/>
	1,196 22	749 53
Salaries and wages	15,614 45	13,217 80
	<hr/>	<hr/>
Total expenditures	38,589 50	29,515 15

PART IV.

HOSPITALS AND CHARITABLE INSTITUTIONS AIDED
BY PROVINCIAL FUNDS.

HOSPITALS.

The number of patients under treatment and their distribution in the various Hospitals of the Province, together with the movements of patients in respect to discharges, deaths, etc., during the official year ending 30th September, 1879, are exhibited in the following summary, viz. :—

NAMES OF HOSPITALS.	Number of patients remaining under treatment on the 1st October, 1878.	Number of patients admitted during the year ending 30th September, 1879.	Number of births in hospitals during the year.	Total number under treatment during the year ending 30th September, 1879.	Number of discharges during the year.	Number of deaths during the year.	Number remaining under treatment on 30th September, 1879.
General Hospital, Toronto (including the Burnside Lying-in Branch, and the Andrew Mercer Eye and Ear Infirmary Branch).....	178	1350	159	1687	1387	132	168
City Hospital, Hamilton.....	47	378	36	461	376	37	48
General Hospital, Kingston.....	50	372	34	456	394	30	32
Hotel Dieu Hospital, Kingston.....	21	353	374	339	16	19
General Protestant Hospital, Ottawa..	32	222	254	198	23	33
Roman Catholic Hospital, Ottawa	27	475	502	406	65	31
General Hospital, London	36	285	27	348	283	27	38
General and Marine Hospital, St. Catharines.....	20	257	16	293	235	22	36
General Hospital, Guelph	12	103	8	123	106	4	13
St. Joseph's Hospital, Guelph	5	109	114	95	10	9
Total.....	*428	3904	280	4612	3819	366	427

* Exclusive of six patients who remained in the Lying-in Hospital, Toronto, now amalgamated with the General Hospital, Toronto.

A comparison of the foregoing statistical information with that of a similar nature for the preceding year, shews that the admissions have increased from 3,707 to 3,904; the births from 235 to 280; the discharges from 3,659 to 3,819, and the deaths from 279 to 366. The total number of patients under treatment in the ten Provincial Hospitals, was 4,612, as compared with 4,372 in the previous twelve months, and the number of patients that remained under treatment at the close of the year was 427, as against 434 in 1878.

An examination of Hospital statistics for the past four years, during which period the same number of Hospitals have been aided by Provincial funds, shews that Hospital treatment is being more availed of each year. In 1876, the patients under treatment numbered 3,893; in 1877, they had increased to 4,077; in 1878, to 4,372, and in the year now being reported upon, the number reached 4,612.

Of the whole number under treatment, viz: 4,612—2,600 were males and 2,012 were females, and of the 3,904 admissions of the year, 2,182 were males and 1,722 females.

The Hospital mortality of the past year was represented by 366 deaths, or a rate equal to about 8 per cent of the whole number of patients under treatment, as compared with 279, or about 6.40 per cent in the preceding twelve months.

In addition to the patients admitted to Hospitals, 8,183 persons received medicine and treatment as out-door patients, viz., at the Toronto Hospital 6,173; Hamilton Hospital, 1,027; Hotel Dieu Hospital, Kingston, 108; General Protestant Hospital, Ottawa, 148; General Roman Catholic Hospital, Ottawa, 720; General Hospital, Guelph, 7.

It would thus appear that no less than 12,795 persons were directly benefited by the Hospital operations of the Province, viz.: 4,612 as resident, and 8,183 as external patients.

From returns made to me, it is shewn that the interior space and arrangements of the ten Hospitals admit of 939 beds being placed therein, although at the close of the year only 691 were made up, as follows:—

	Total capacity.	Beds made up.
General Hospital, Toronto (including the Burnside Lying-in Branch, and the Andrew Mercer Eye and Ear Infirmary Branch)	347	254
City Hospital, Hamilton	60	60
General Hospital, Kingston	144	102
Hotel Dieu Hospital, Kingston	30	30
General Protestant Hospital, Ottawa	134	63
Roman Catholic Hospital, Ottawa	60	31
General Hospital, London	60	58
General and Marine Hospital, St. Catharines	40	40
General Hospital, Guelph,	40	38
St. Joseph's Hospital, Guelph	24	20
	939	691

From the above figures, it will be seen that the Hospital accommodation of the Province is sufficient to meet a very much larger demand than has, so far, been made upon it. With the exception of the Hamilton Hospital, where the interior arrangement and general surroundings are exceedingly defective, and at the Hotel Dieu Hospital, Kingston, and the Roman Catholic General Hospital, Ottawa, where the sleeping rooms, with a few exceptions, are all of an associated character, and in consequence, the means of classifying the patients are very limited, the hospital accommodation of the Province has been greatly improved and extended during the past five years. Three new handsome and substantial structures have been added to the Toronto General Hospital, and besides, the old building has been almost reconstructed. New buildings of generally excellent design and arrangement have been erected for the General Protestant Hospital, Ottawa; the London General Hospital; the General and Marine Hospital, St. Catharines; the Guelph General Hospital; and the St. Joseph's Hospital, Guelph. In addition to these new structures, internal improvements of a more or less important nature have been made at the other Hospitals.

Reverting again to the statistics of the year, it would appear, from the returns made to me, that of the 4,612 persons admitted to Hospital residence during the year, 3,066 or 66 per cent. were received from the cities and towns in which the Hospitals are located; 572 or 12.40 per cent. came from the counties of which these cities and towns are the capitals; 768 or 16 per cent. came from other counties of the Province; 81 were residents of the United States, and 125 were emigrants lately arrived in the Province.

The religious denominations and nationalities of the 4,612 patients under treatment during the year are shewn in the following summaries:—

Religious Denominations.

Protestants of all denominations	2,692
Roman Catholics	1,681
Unknown	239
	4,612

Nationalities.

Canadian	2,213
Irish	857
English	991
Scotch	247
United States	178
Other countries or unknown	126
	4,612

The ailments and diseases for which patients were treated, are shewn in the following table:—

DISEASE.	Males.	Females.	Total.	DISEASE.	Males.	Females.	Total.
Abcess	32	8	40	Compression of brain	1	1	2
of breast	4	8	12	Cephalalgia	1	1	2
of psoas	4	4	8	Contraction of tendons	1	1	2
Alcoholism	148	32	180	Debility	107	93	200
Amblyopia	1	1	2	Delirium tremens	26	3	29
Aniputations	24	2	26	Dyspepsia	42	29	71
Anchylolosis	1	1	2	Diphtheria	4	10	14
Anasarca	1	1	2	Dysentery	17	12	29
Ascites	13	2	15	Diarrhœa	12	10	22
Accidents	15	4	19	Dropsy	3	5	8
Amenorrhœa	1	9	10	Dislocations	5	1	6
Anæmia	1	29	30	Dacryo cystitis	1	3	4
Aneurism	2	4	6	Diabetes	5	3	8
Atrophy of nerve and post-steph	1	1	2	Dysmenorrhœa	1	4	5
of optic nerve	4	1	5	Distichiasis	1	1	2
of liver	1	1	2	Disease of eye	2	1	3
muscular	1	1	2	Erosion of os uteri	1	3	4
Asthma	31	13	44	Erysipelas	21	24	45
Adenitis	1	1	2	Eczema	10	20	30
Acne	1	1	2	Enlargement of liver	4	3	7
Abortion	3	3	6	Epilepsy	29	14	43
Apoplexy	4	4	8	Episcleritis	1	1	2
Acute nephritis	1	1	2	Epithelioma of eyelid	1	1	2
Asthanopia	1	1	2	Entropion	1	1	2
Angina pectoris	1	1	2	Emphysema	2	1	3
simplex	1	1	2	Endo-cervitis	1	1	2
Albuminuria	1	1	2	Epididymitis	1	1	2
Bronchitis	71	48	119	Erythema	1	1	2
Bronchocele	1	1	2	Extravasation of urine	1	2	3
Brain, disease of	9	2	11	Endometritis	1	1	2
Bubo	10	1	11	Enlarged prostate	1	1	2
Burns and scalds	9	13	22	Eruptions on face	3	1	4
Buphthalmus	1	1	2	Ectropion	3	1	4
Balanitis	1	1	2	Epulis	1	1	2
Blepharitis ciliaris	1	1	2	Epistaxis	1	1	2
Bursitis	2	2	4	Elephantiasis	3	3	6
Bladder, disease of	4	2	6	Extirpation of thyroid gland	1	1	2
Bowel, strangulation of	1	1	2	Empyema	3	3	6
Births	13	14	27	Enteritis	3	4	7
Cancer	22	18	40	Frost-bite	22	9	31
Cardiac disease	28	18	46	Fractures	91	20	111
Caruncle	2	2	4	Fistula in ano	8	2	10
Concussion of spine	1	1	2	urethral	1	1	2
brain	1	1	2	vesico-vaginal	1	2	3
Cellulitis	2	2	4	of bladder	1	1	2
Contusions	30	9	39	of colon	1	1	2
Cystitis	7	9	16	recto-vaginal	1	2	3
Cynanche Tonsillaris	4	4	8	not classed	1	1	2
Crustalactea	1	1	2	Fever continued	13	14	27
Condylonata	3	3	6	intermittent	98	31	129
Corneitis	6	5	11	remittent	15	8	23
Chorea	2	2	4	typhoid	56	38	94
Catarrh	16	22	38	puerperal	13	13	26
Cataract	15	7	22	catarrhal	6	14	20
Conjunctivitis	25	16	41	scarlet	1	7	8
catarrhal	14	4	18	bilious	9	14	23
Caries	14	4	18	ephemeral	2	4	6
Chron-aur-cat	1	1	2	Foreign body in the eye	1	1	2
Chronic bronchitis	3	2	5	Fissure anal	1	1	2
Congestion of liver	3	2	5	Furunculus	1	2	3
Coxalgia	6	2	8	Fibroid tumour of uterus	1	3	4
Cervicitis	1	1	2	False joints	1	1	2
Constipation	7	12	19	Glaucoma	1	2	3
Colic	6	10	16	Gastritis	13	20	43
Calculus	6	6	12	Ganglion	1	1	2
Chancroids	2	5	7	Graves' disease	1	1	2
Chancre	2	2	4	Gonorrhœal rheumatism	1	1	2
Confinements	53	53	106	Gonorrhœa	28	30	58
Carditis	5	6	11				
Croup	1	1	2				

DISEASE.	Males.	Females.	Total.	DISEASE.	Males.	Females.	Total.
Gangrene	1	1	2	Marasmus	2	1	3
Gastro-enteritis		1	1	Masturbation	3	1	4
Gout				Menorrhagia		8	8
Gunshot wounds	2		2	Meningitis	1		1
Gelatio		2	2	Myopia			
Granular ophthalmia	3	2	5	Morbus Brightii	7	1	8
Gastralgia	6	5	11	Myelitis	2		2
Glandular disease	5	1	6	Malarial cachexia	4		4
Gleet	1		1	Moribund	1		1
Hemicrania	1		1	Myalgia	2		2
Hydarthrus	1		1	Mastoiditis	4		4
Hepatitis	12	9	21	Necrosis	21	5	26
Hysteria	2	40	42	Neuralgia	11	18	29
Hydrocele	7		7	Nephritis		1	1
Hernia	6		6	Nebulous cornea			
Hæmoptysis	4	2	6	Neuro-retinitis		1	1
Hemiplegia	9	2	11	Nævus			
Hæmorrhoids	8	5	13	Nil	16		16
Hydrothorax				Ovarian disease		2	2
Hypochondriasis	1	5	6	Ovarian cystomata		1	1
Herpes		4	4	Orchitis	14		14
Hæmatemesis	1	4	5	Ovariotomy		1	1
Hæmatocele				Œdema			
Hepatic diseases	14	5	19	Os-utri, rupture of			
Hare lip	2		2	Otitis medea	4		4
Injury to hip joint	8	3	11	Otalgia	1	4	5
“ spine		1	1	Ophthalmia	25	9	34
“ base of brain				Otorrhœa	2		2
“ finger	3		3	Occlusion of pupil			
“ knee	6		6	Pneumonia, typho.	4	4	8
“ shoulder	3		3	“ broncho	1		1
“ eyeball	4		4	Pleuro-pneumonia	2	7	9
“ thigh	1		1	Pneumonitis	55	23	78
“ cornea	4		4	Phthisis	58	62	120
“ hand	1		1	Prostatic hypertrophy	3		3
Insomnia				Pleuritis	19	7	26
Iritis	5	3	8	Peritonitis	6	3	9
Interstitial keratitis				Psoriasis	21	6	27
Insolation	2		2	Paralysis	29	11	40
Insanity	14	12	26	Prolapsus uteri		8	8
Icterus	1	6	7	“ ani	1		1
Incontinence of urine	10	2	12	Pediculi corporis			
Impetigo	2		2	Pleurodynia	3	2	5
Irido-chloroditis				Pharyngitis	1		1
Infiltration of urine				Parotiditis	1		1
Kicked by horse	1		1	Paraplegia	7	3	10
Kerato-iritis	1		1	Pregnancy	282		282
Keratitis vascular	16	6	22	Pterygium	1		1
Kidney, disease of	18	4	22	Phlyctenula conjunct			
Knee-joint, disease of	7		7	Phthisis bulbi	2	7	9
Lumbricoides	1		1	Plastic operation	1		1
Lichen				Phlegmasia dolens		1	1
Lymphadenoma				Ptosis	1		1
Leucoma	1	1	2	Phlyctenula keratitis			
Leucorrhœa	14	14	14	Pemphigus			
Lead poisoning	1		1	Ptyalism			
Lumbago	10	8	18	Portal congestion	4		4
Laryngitis	7	5	12	Pertussis		3	3
Locomotor ataxia	2		2	Paraphymosis	3		3
Lupus	3	2	5	Phymosis	7		7
Lepra	1		1	Polypus	3	1	4
Lithuria				Paronychia		1	1
Lymphangeitis	1	1	2	Periostitis	6	2	8
Muco-enteritis		1	1	Priapism	1		1
Miscarriage		1	1	Poisoning by ammonia			
Morbus cordis	15	7	22	Poisoning by opium			
Metritis		5	5	Pelvis, disease of		1	1
				Pericarditis	2	2	4
				Pyæmia	1	1	2

DISEASE.	Males.	Females.	Total.	DISEASE.	Males.	Females.	Total.
Purpura	2	0	2	Spinal disease	9	0	9
Poisoning by corrosive sublimate	1	0	1	Scleroderma	1	0	1
" hydrochloric acid	1	0	1	Tetanus	1	1	2
Quinsy	2	3	5	Tumors	15	24	39
Resection of elbow	1	0	1	Tonsillitis	8	3	11
Rheumatism	113	60	173	Tabes mesenterica	0	0	0
Retention of urine	7	4	11	Tabes dorsalis	0	0	0
Rickets	0	0	0	Trismus	2	1	3
Rosacea	0	1	1	Tænia solium	2	1	3
Rectum, disease of	2	1	3	Tracheoma	10	1	11
Rupture of intestine	1	0	1	Talipes	2	0	2
Syphilis	56	36	92	Trachiasis	2	3	5
Synovitis	18	7	25	Thrush	2	0	2
Sprain	15	4	19	Tænia Tonsurans	5	3	8
Stricture	18	2	20	Testicle, disease of	2	0	2
Sycosis	2	0	2	Ulcers	129	66	195
Scabies	3	6	9	Urethritis	1	4	5
Sciatica	13	4	17	Uterus, retroversion of	0	8	8
Septicæmia	0	0	0	" anteflexion of	0	1	1
Sinus	0	0	0	" disease of	21	0	21
Spinal curvature	6	5	11	Uticaria	1	0	1
Sterility	1	1	2	Vertigo	2	1	3
Shock	0	1	1	Vaginitis	0	2	2
Spermatorrhœa	9	0	9	Variola	70	87	157
Strabismus	2	3	5	Varicella	1	0	1
Stomatitis	1	4	5	Vomiting	0	2	2
Staphe-cornea	0	2	2	Varicose veins	3	0	3
Sympathetic irritation	0	0	0	Vulvitis	0	0	0
Scrofula	7	5	12	Venereal sores	0	0	0
Spinal irritation	5	0	5	" diseases	0	0	0
Sarcocele	0	0	0	Wounds	50	12	62
Suppression of urine	2	2	4	Whitlow	2	0	2
Sore foot	1	0	1				
Starvation	0	0	0				
Splenitis	1	0	1				

The total number of Patients under treatment, their collective stay in the respective Hospitals, and the average period of treatment per Patient, are shewn in the following table:—

NAMES OF HOSPITALS.	No. of patients, including infants born.	Collective days' stay in Hospitals, exclusive of infants under 1 year of age.	Average stay of each patient.
General Hospital, Toronto (including the Burnside Lying-in Branch and the Andrew Mercer Eye and Ear Infirmary Branch)	1,687	67,689	40
City Hospital, Hamilton	461	18,846	40½
General Hospital, Kingston	456	16,233	35½
Hotel Dieu Hospital, Kingston	374	10,116	26½
General Protestant Hospital, Ottawa	254	12,308	48½
Roman Catholic Hospital, Ottawa	502	14,205	28½
General Hospital, London	348	15,173	43½
General and Marine Hospital, St. Catharines	293	8,201	28
General Hospital, Guelph	123	5,917	48
St. Joseph's Hospital, Guelph	114	3,878	34
Total	4,612	172,566	37½

From the foregoing table it will be seen that the 4,612 patients were under hospital treatment during the year for a collective period equal to 172,566 days,

being an average of $37\frac{1}{2}$ days for each patient. The statistics of the preceding year shewed that the 4,372 patients under treatment remained 165,241 days, or $37\frac{3}{4}$ days per patient. It will be observed that the average period of treatment per patient varies very much in the respective Hospitals. The least period was 28 days at the General and Marine Hospital, St. Catharines, and the greatest $48\frac{1}{2}$ days per patient at the General Protestant Hospital, Ottawa. At the Toronto Hospital, the average period of treatment has been reduced from 48 days in 1878 to 40 days in 1879; at the Hamilton Hospital it has been increased from $35\frac{1}{2}$ days last year to $40\frac{3}{4}$ in the present; at the General and Hotel Dieu Hospitals, in Kingston, the period of treatment has been reduced 2 days, as compared with the preceding year; at the Protestant Hospital, Ottawa, an increase from $41\frac{1}{2}$ days to $48\frac{1}{2}$ days, while at the Roman Catholic Hospital in the same place, the period of treatment has been reduced from 39 to $28\frac{1}{2}$ days; at the London Hospital there has been a reduction of 3 days per patient; at the St. Catharines Hospital an increase of 5 days; at the Guelph General Hospital an increase of 10 days, and at the St. Joseph's Hospital, Guelph, the average period of treatment has been increased from $22\frac{1}{2}$ days in 1878 to 34 days in 1879.

Since the passing of the "Charity Aid Act," the average period of Hospital residence has been considerably reduced, but it appears to me that it is still greater than there is any necessity for. The prolonged stay is chiefly due to the admission of improper subjects, and it is quite evident that more stringent supervision will have to be exercised by the Hospital authorities in awarding admissions. In many instances, men and women are admitted who are merely suffering from the ordinary infirmities attendant upon old age, and in a still greater number of instances, persons afflicted with chronic and incurable diseases are allowed to occupy hospital beds for prolonged periods. The retention of such cases in a curative institution very largely augments the average stay of the patients. Then again, the admission of persons who have the most trifling and insignificant ailments, and who could be quite well treated as out-door patients, adds not a little to the aggregate stay of patients.

Another practice very largely swells the period of Hospital residence, as well as increases the general average, namely, the too early admission and the prolonged residence of lying-in cases.

In view of the great increase that has within the last few years taken place in the hospitals appropriation, largely caused by what I conceive to be improper admissions, I addressed the following report upon the subject to the Government:

"I have been making enquiry into the method of admitting lying-in cases to the various hospitals of the Province, which are receiving aid from Government funds, and I find that there is an entire want of uniformity in the system. In many instances, women are admitted to the hospitals long before there is any necessity for it, and are retained long after they might safely be discharged. I may here quote from a report I made on the Kingston General Hospital, dated 8th May last, viz:—

"With respect to the pregnancy cases, the patients are frequently admitted too soon and retained too long. It is shewn by the Register that thirty of the women admitted in 1878 to be confined, remained in the hospital for an average period of 83 days each, or considerably more than twice as long as the average residence of patients in the Toronto Lying-in Hospital. When women belonging to the working classes are confined in their own houses, they pursue their ordinary vocations to within a few days of the time of confinement, and are seldom away from their duties for a longer period than two or three weeks. That women who are sent to an Hospital, and who are chiefly prostitutes and the mothers of illegitimate children, should be allowed comfortable quarters, with nothing to

do for a period of 83 days, and honest, hard-working women only about 21 days, in the worry of poor households, is indefensible except in a few rare instances. Moreover, this practice of granting extended Hospital residence in lying-in cases is as unjustifiable on moral, as on medical grounds, as the class of patients referred to are apt to look upon the Hospital as a convenient hiding-place for the time being."

"These remarks are, of course, general in their application.

"In looking over the returns received in respect of the official year ending 30th September last, I find that the average period of residence of lying-in cases in the Toronto Hospital, where a proper system is in force, was 29 days. In the General Hospital, St. Catharines, it was 56 days; in the General Hospital Kingston, 43 days; in the Guelph General Hospital, 47 days; in the Hamilton Hospital, 49 days, and in the London Hospital, 38 days.

"As Hospital aid is now becoming a very large item in the Provincial accounts, I think that the period of stay of lying-in cases should be confined within reasonable limits, and that an arbitrary time for which Government aid will be allowed should be named as a maximum. The adoption of such a rule may perhaps be unfair in a few exceptional cases, but, on the whole, I do not think any fault can be found with it.

"I have also to call attention to the prolonged stay of ordinary patients in the hospitals. During the past year thirty-one persons remained in hospitals for the whole of the year, and in many instances had been in residence for five or six preceding years, thus forming an annual charge upon the Province of \$109.50 for each inmate, and ninety-one patients were under hospital treatment for periods ranging from nine months to one year. The aggregate period of residence, which the Government will require to pay in respect of these patients, if no deductions be made, is equal to 31,813 days, which at 30 cents per day, represents a charge of nearly \$10,000.

"This prolonged residence of patients is due chiefly to two causes, (1st) the admission of persons afflicted with chronic and incurable diseases, and (2nd) the admission of old persons suffering from the infirmities attendant upon old age.

"I am of opinion that a much better system of supervising admissions must be adopted in many of the hospitals, so as to exclude the class of persons above referred to, from Hospital residence. Until such improved system be instituted, I think the Government should adopt a rule fixing the maximum period for which patients will be paid for at full hospital rates under the provisions of the Charity Aid Act. The average stay of patients in the respective hospitals during last year varied from 28 days to 48½, or a general average of 37¾ days in all the hospitals.

"Having regard to the period of treatment in the ordinary family relation, and to the desirableness of keeping the hospital grant within proper bounds, I would recommend that when the period of hospital residence extends to nine months and over, that such patients be looked upon as proper subjects for a Refuge, and not for an Hospital.

"I would therefore recommend that Orders in Council pass, providing as follows:—*First*, That the Government Hospital allowance, under Schedule A of the Charity Aid Act, shall only be made in respect of patients who have been under treatment less than nine months, and that all who have been in hospitals over nine months, shall only be allowed for at Refuge rates under Schedule B of the Charity Aid Act. *Secondly*, That the Government Hospital allowance, under Schedule A of the Charity Aid Act, shall not be granted in respect of lying-in cases, for a longer period than 35 days, after which only Refuge rates shall be allowed."

The recommendations contained in the foregoing report were accepted and approved of by Order in Council. Acting upon the terms of this Order in Council, the names of all patients who have been continuously in hospitals for a period of nine months and over, have been removed from Schedule A of the Charity Aid Act and placed in Schedule B.

NAMES OF HOSPITALS.	Collective days' stay, exclusive of infants under one year of age.	Deduct for incurable and lying-in cases, for which refuge allowance is to be made.	Number of days' stay for which Hospital allowance is to be made.
General Hospital, Toronto (including the Burnside Lying-in Branch and the Andrew Mercer Eye and Ear Infirmary Branch)	67,689	8,983	58,706
City Hospital, Hamilton	18,846	2,615	16,231
General Hospital, Kingston	16,233	5,229	11,004
Hotel Dieu Hospital, Kingston	10,116	2,006	8,110
General Protestant Hospital, Ottawa	12,308	4,152	8,156
Roman Catholic Hospital, Ottawa	14,205	1,717	12,488
General Hospital, London	15,173	5,426	9,747
General and Marine Hospital, St. Catharines	8,201	415	77,86
General Hospital, Guelph	5,917	144	5,773
St. Joseph's Hospital, Guelph	3,878	3,878
	172,566	30,687	141,879

The foregoing figures shew that reductions from the aggregate period of Hospital treatment have been made, under the terms of the Order in Council before referred to, to the extent of 30,687 days. The net period of Hospital stay for which, under the provisions of the Charity Aid Act, the first fixed instalment of twenty cents per day has to be allowed is equal to 141,879 days, besides 30,687 days at Refuge rates, namely seven cents per day.

The receipts of the respective Hospitals from all sources, other than the Province, during the past year, upon which the supplementary Government Aid of ten cents per day is based, are exhibited in the following table:—

N.B.—The following paragraph was omitted from the manuscript of the Report. It should be read after the fifth line of page 220 :—

The rigid enforcement of the regulation contained in the first Order in Council, will doubtless in some instances, operate unfairly, for in many cases patients who have been nine months in hospital, were on admission eminently proper subjects for treatment, and a few required daily attention even after nine months' residence. It is clear, however, that some course must be adopted, in order to confine Government hospital aid within proper limits, and the regulation in that behalf must either be based upon the returns of hospital stay, or upon a monthly inspection of the patients. The latter course being impracticable, the former must be adopted, even if it be arbitrary in its character. The cases of injustice resulting from this new regulation, are far more than counterbalanced by the admission of patients, even for short periods, who do not require hospital treatment at all, but could be quite well cared for as out-door patients ; also by the granting of Government aid in respect to patients who pay for their maintenance and treatment in hospitals, at rates ranging from §2 to §6, weekly.

NAMES OF HOSPITALS.	Amounts received from Municipalities as a grant, and for patients' maintenance.		Amounts received from patients for board.		Amounts received as income from property or investments belonging to hospitals.		Subscriptions and donations of private individuals and incidental receipts.		Total receipts from all sources other than the Government grant.		One-fourth of such receipts.		Amount of the 10 cents per day additional grant.	
	\$	cts.	\$	cts.	\$	cts.	\$	cts.	\$	cts.	\$	cts.	\$	cts.
General Hospital, Toronto (including the Burnside Lying-in Branch, and the Andrew Mercer Eye and Ear Infirmary Branch).....	13,748	60	4,878	55	13,182	89	2,971	23	34,781	27	8,695	32	5,870	60
City Hospital, Hamilton.....	5,138	65	422	70	5,561	35	1,390	33	1,623	10
General Hospital, Kingston.....	205	00	405	70	1,357	23	1,283	81	3,251	74	812	93	1,100	40
Hotel Dieu Hospital, Kingston.....	18	00	587	50	85	28	2,245	52	2,930	30	734	08	811	00
General Protestant Hospital, Ottawa.....	900	00	500	05	8	00	4,345	20	5,753	25	1,438	31	815	00
Roman Catholic Hospital, Ottawa.....	700	00	1,849	53	22	02	2,102	88	4,734	43	1,183	61	1,248	80
General Hospital, London.....	2,966	75	1,246	90	641	92	4,855	61	1,213	90	974	70
General and Marine Hospital, St. Catharines.....	910	00	492	52	2,195	93	3,599	45	899	86	778	60
General Hospital, Guelph.....	1,500	00	253	50	1,213	06	2,963	56	741	64	577	30
St. Joseph's Hospital, Guelph.....	500	00	1:0	00	400	00	680	50	1,710	50	427	64	387	80
	\$20,586	98	10,767	01	15,697	34	17,099	13	70,150	46	17,537	62	14,187	90

It will be seen from the above statement that the Hospitals of the Province received \$26,586.98 during the year as Municipal aid; \$10,767.01 from patients themselves on account of their hospital lodgment, \$15,697.34 as income from property and invested funds, and \$17,099.13 in the way of subscriptions, donations and bequests from private individuals; the total receipts from these sources being \$70,150.46. In addition to this sum, \$43,700.83 were voted by the Legislature as Provincial aid, making the entire Hospital receipts for the official year, \$113,851.29. A comparison of the foregoing figures with those of the preceding year, shews that there has been a slight increase in the receipts from all the respective sources, as well as in the aggregate.

From a further examination of the table, it will be seen that six of the ten hospitals received a sufficient amount from private and municipal sources to entitle them to the additional ten cents per day for each patient, as supplementary Provincial aid under the terms of the statute. These are the Toronto General Hospital, the General Protestant Hospital, Ottawa; the General Hospital, London; the General and Marine Hospital, St. Catherines; the General Hospital and the St. Joseph's Hospital, Guelph. All the other Hospitals are only entitled to receive a sum equal to one-fourth of the amount they obtained during the year, from all sources other than the Parliamentary grant, as supplementary aid.

As the result of these calculations, which are rendered necessary by the provisions of the Charity Aid Act, in order that the extent of statutory aid may be determined, the following table is prepared, shewing the exact amount that each Hospital is entitled to receive as Provincial aid for 1880 :

NAMES OF HOSPITALS.	Collective days' stay upon which allowance at Hospital rates is based.	Collective days' stay upon which allowance at Refuge rates is based.	Fixed allowance at 20 cents per day.	\$ cts.	Supplementary allowance of one-fourth of amount received from all sources other than Government.	Supplementary allowance of 10 cents per day.	\$ cts.	Allowance of 7 cents per day, being Refuge rates for improper cases for Hospital treatment.	\$ cts.	Net Government allowance to each Hospital for the year 1880.
General Hospital, Toronto (including the Burnside Lying-in Branch and the Andrew Mercer Eye and Ear Infirmary Branch).....	58,706	8983	11,741 20	5,870 60	628 81	18,240 61		
City Hospital, Hamilton	16,231	2615	3,246 20	1,380 33	183 05	4,819 58		
General Hospital, Kingston.....	11,004	5229	2,200 80	812 93	366 03	3,379 76		
Hotel Dieu Hospital, Kingston	8,110	2006	1,022 00	734 08	140 42	2,495 50	
General Protestant Hospital, Ottawa.....	8,156	4152	1,631 20	815 60	290 64	2,737 44		
Roman Catholic Hospital, Ottawa	12,488	1717	2,497 60	1,183 61	120 19	3,801 40	
General Hospital, London	9,747	5426	1,949 40	974 70	379 82	3,303 92		
General and Marine Hospital, St. Catharines.....	7,786	415	1,557 20	778 60	29 05	2,364 85		
General Hospital, Guelph	5,773	144	1,154 60	577 30	10 08	* 1,807 30		
St. Joseph's Hospital, Guelph	3,878	775 60	387 80	1,163 40		
	141,879	30,687	28,375 80	4,120 95	9,404 60	2,148 09	44,114 76		

* This amount includes \$65.32, which should have been granted last year.

The following table exhibits in a condensed form, the expenditures of the various hospitals, classified under the headings of "cost of dietaries, and salaries and wages, fuel, light, bedding, and all other expenses," and also shews the average daily cost per patient in each hospital:—

NAMES OF HOSPITALS.	Total days' stay in hospitals.	Cost of dietaries.	Salaries and wages, medicine, fuel, light, bedding, and all other expenses.	Total.	Cost of each patient per day.
		\$ cts.	\$ cts.	\$ cts.	\$ cts.
General Hospital, Toronto (including the Burnside Lying-in Branch and the Andrew Mercer Eye and Ear Infirmary Branch) . . .	67,689	20,785 37	21,893 14	42,678 51	0 63
City Hospital, Hamilton	18,846	4,983 45	5,257 90	10,241 35	0 54½
General Hospital, Kingston	16,233	3,096 65	3,006 03	6,102 68	0 37½
Hotel Dieu Hospital, Kingston	10,116	2,878 41	2,254 96	5,133 37	0 50½
General Protestant Hospital, Ottawa	12,308	2,363 47	3,551 62	5,915 09	0 48
Roman Catholic Hospital, Ottawa	14,205	3,361 01	4,333 65	7,694 66	0 54
General Hospital, London	15,173	3,235 69	4,030 66	7,266 35	0 47½
General and Marine Hospital, St. Catharines . .	8,201	1,961 40	3,501 93	5,463 33	0 66½
General Hospital, Guelph	5,917	1,553 12	2,281 65	3,834 77	0 64½
St. Joseph's Hospital, Guelph	3,878	1,449 98	810 80	2,260 78	0 58½
Total	172,566	45,668 55	50,922 34	96,590 89	0 56

It is thus shewn that the cost of maintaining hospitals, excluding all capital expenditures, amounted to \$96,590.89 for the past year, as compared with \$93,067.63 in the preceding year.

The daily cost per patient varied from 37½ cents at the General Hospital, Kingston, where it was the lowest, to 66½ cents per day at the General and Marine Hospital, St. Catharines, where the highest rate was reached; the average daily cost in all the hospitals being 56 cents per patient, as against 56½ cents in the previous year.

The details of expenditures will be found in the separate reports upon each hospital.

SEPARATE INSPECTION REPORTS UPON HOSPITALS.

GENERAL HOSPITAL, TORONTO.

The operations of this Hospital, in respect to admissions and discharges, are exhibited in the following summaries, shewing the movements of patients in each division of the institution:—

Main Hospital.—At the close of the preceding official year, there remained under treatment 166 patients, and during the past year 1,067 were admitted, making a total of 1,233, who were under treatment in the wards of the Main Hospital. Of that number, 981 were discharged, 122 died and 130 remained in at the close of the year.

Burnside Lying-in Branch.—During the year, 177 women were admitted and 159 children were born, of which numbers 159 women and 156 infants were discharged, and 6 women and 3 infants died, leaving 12 women in the wards at the close of the year.

Andrew Mercer Eye and Ear Infirmary Branch.—On the opening of this branch of the Hospital in April last, 12 patients were transferred to its wards from the Main Hospital, and up to the close of the official year 106 new patients were admitted, making the total number of patients who were treated for diseases of the eye and ear, 118. Of this number, 91 were discharged, 1 died and 26 remained under treatment at the close of the year.

The operations of the Hospital, as a whole, in respect to the movements of patients, are shewn in a condensed form in the following statement:—

	Males.	Females.	Total.
Number of patients remaining under treatment on 1st October, 1878.....	119	59	178
Number admitted during past year	760	590	1,350
Number of children born in Hospital.....	91	68	159
Total number under treatment	970	717	1,687
	Males.	Females.	Total.
Discharged during year, including infants.....	779	608	1,387
Died during year.....	82	50	132
Remaining in Hospital on 30th September, 1879..	109	59	168
	970	717	1,687

Including the infants born in the Hospital, these 1,687 patients were received from the following places:—

From the City of Toronto.....	1,224
From the County of York.....	74
From other Counties of the Province.....	362
From the United States	11
From other countries	16
	1,687

The statistical information furnished by the Hospital authorities further

shews that 1,190 of the patients were Protestants of all denominations, 332 Roman Catholics, and in the cases of 165 the religion of the patients was not stated. With respect to nationalities, 664 patients were registered as having been born in Canada, 487 in England, 352 in Ireland, 80 in Scotland, 61 in the United States, and 43 in other countries.

The receipts of the Hospitals during the past twelve months and the sources from which they were derived are exhibited hereunder:—

From the Province of Ontario, including grant to Burnside Hospital	\$18,236 46
From Province of Ontario, on account of furnishing the Eye and Ear branch	1,000 00
From the City of Toronto, in payment of patients' maintenance	13,183 60
From the County of York, in payment of patients' maintenance ..	1,000 00
From other Municipalities of the Province	465 00
From paying patients themselves	4,868 56
Income from property belonging to Hospital Trust	11,629 25
Subscriptions, donations and bequests of private individuals	1,285 23
Medical students' fees	1,689 00
Balance handed to Trustees by the Manager of the old Burnside Lying-in Hospital.....	1,090 29
Interest on bank balance and investments.....	463 35
	\$54,910 74

The only item of revenue in the above statement calling for special comment, is the amount derived from property belonging to the Hospital, respecting which I have to give the following short history. In the year 1819, the Hospital was endowed with 386 acres of land situated in various parts of the City of Toronto. Since that date, the largest portion of these lands has been alienated from the Hospital Trust, in order to provide funds for the building of the present Hospital buildings, and to assist in the ordinary maintenance of the Institution. There still remain, however, in the hands of the Trustees, 28 plots, comprising 63 distinct lots of land, all within the limits of the City of Toronto. These lots are all under lease, and are exclusive of the site of the Hospital, which has an area of about eight acres. The value of the lots under lease, based upon a rental of six per cent. capitalized, amounts to \$191,661, and the rental receipts of the past year, as shewn in the foregoing statement, were \$11,629.25.

As a first and preferential charge upon these lots, as well as the Hospital site and property, there are outstanding Debentures for \$50,000, payable 20 years from 1st January, 1877, and bearing six per cent. interest. The interest payable upon these debentures, viz., \$3,000, reduces the net yearly income from property to about \$8,000.

The following statement gives in detail the expenditures for the ordinary maintenance of the Hospital, during the year ending 30th September, 1879:—

Beer, wine and spirits.....	\$1,470 70
Medicine, medical comforts and appliances.....	2,174 43
Milk.....	2,726 80
Butcher's meat, bread, groceries and provisions	15,988 12
<i>Forward</i>	\$22,360 05

<i>Brought forward</i>	\$22,360 05
Salaries and wages	8,048 85
Fuel, light, water, taxes, insurance, etc.	5,278 99
Furniture, furnishings, clothing, etc.	4,659 11
Ordinary repairs	1,465 06
Interest on outstanding debentures	3,358 91
Advertising, printing, postage, etc	368 63
Land purchased	914 00
Other expenditures	1,341 04
	\$47,794 64

The expenditures in the above statement for land, \$914; interest on debentures, \$3,358.91; and legal expenses, \$343.22, amounting in all to \$5,116.13, do not form a proper charge against ordinary maintenance. If these amounts be deducted, the net expenditures will aggregate \$42,678.51, or 63 cents per day for the maintenance of each patient.

The aggregate period of residence of patients in all branches of this Hospital was equal to 67,689 days, or an average of 40 days per patient.

The amount of Government aid which this Hospital has earned is shewn hereunder:—

Allowance on 58,706 days' treatment of hospital cases at 20 cents a day	\$11,741 20
Supplementary aid at 10 cents a day	5,870 60
Allowance at 7 cents per day, for 8,983 days' stay of of improper cases for hospital treatment	628 81
	\$18,240 61

The capacity of the Toronto General Hospital, in all its departments, affords space for 347 beds, and at the present time there are 254 made up. The means of separation and classification are ample. In the main building, there are 17 associated wards, having space to make up 211 beds, besides 9 private single rooms. In the western extension or fever ward, there are six associated wards and three private wards. In the Andrew Mercer Eye and Ear Infirmary, there are nine associated wards, and one private, and in the Burnside Lying-in branch, there are five associated wards and one private room. It will thus be seen that there are no less than thirty-seven associated wards and fourteen private single rooms, with a total bed capacity for 347 patients.

INSPECTIONS.

Two inspections were made of the Hospital during the year. The first took place on the 16th April, and was more particularly made for the purpose of inspecting the Eye and Ear Infirmary, which had been opened a short time prior to this visit. There were then 19 patients under treatment, 12 of whom had been transferred from the main Hospital on the opening of this branch.

As it was necessary to make additions to the furniture and furnishings before the building could be fully occupied, I recommended that \$1,000, which were voted at the last session of the Legislature, should be paid over to the Trustees, and the recommendation was approved of and acted upon.

My second inspection of the Hospital was made on the 8th December, 1879, on which occasion the number and distribution of the patients were as follows, namely—in the Main Hospital, 168; in the Eye and Ear Infirmary Branch, 22,

and in the Burnside Lying-in Branch 10, making the whole number under treatment on that day, 200. In checking the roll, I necessarily saw every patient, and I conversed with many of them. No complaints whatever were received.

There still remained a few patients who had been continuously in residence for much longer periods than the provisions of the Charity Aid Act contemplated. Eight of these subjects had been in the Hospital for periods of a year and over. These cases have been placed in the "refuge" list of inmates, and Government aid, at the rate of seven cents per day only, will be allowed for them. It is but fair to say, however, that a very marked improvement has taken place in the rejection of improper cases for hospital treatment. An idiotic girl was found in one of the wards, and the Medical Superintendent was desired to make application for her admission to the idiotic wards of the Hamilton Asylum. An unusually large number of patients were under treatment for ulcerous sores, many of them constitutional.

I was present at the dinners in the wards. The food was of good quality, well cooked and well served, and altogether the dietary arrangements were very satisfactory.

The Hospital throughout was found in most admirable order. Its sanitive arrangements are excellent, and the wards contain almost every appliance for the comfort and best treatment of the patients. The whole establishment was minutely inspected, and the kitchen, laundry, bath-rooms, lavatories, water-closets and other offices were found to be scrupulously clean and neatly kept, and the condition of every department indicated good hospital management. Nearly every ward had a pleasant and cheerful aspect, which are invaluable conditions to proper hospital treatment.

Since my last inspection, many improvements have been made to the Hospital, both internally and externally. A large portion of the wall surface has been re-plastered with a hard finish preparatory to painting, the wood-work has been re-painted, the hall floors well oiled, and the entrance corridor has been neatly panelled and decorated. The remaining portion of the land, comprising the Hospital block, which had been alienated from the Trust, has been re-acquired, and the unsightly buildings removed therefrom.

Altogether it is most gratifying to report upon the steady improvement and continued progress which now mark the career of this excellent Hospital.

CITY HOSPITAL, HAMILTON.

The operations of this Hospital during the year are shewn in the following summaries, viz.:—

Number of patients remaining on the 1st October, 1878.....	47
Admitted during the year.....	378
Births in the Hospital during the same period.....	36
	461
Total number of patients under treatment during the year	461
Discharged during year	376
Died	37
Remaining under treatment at close of official year.....	48
	461

These 461 patients were admitted from the undermentioned places—

From the City of Hamilton, including births.....	326
From the County of Wentworth.....	29
From other Counties in the Province.....	32
From other countries	74
	461

Of these 461 patients, 251 were males and 210 females. Their nationalities and religions were as follows:—Canadians, 170; English, 111; Irish, 108; Scotch, 49; other countries, 23. Protestants of all denominations, 334; Roman Catholics, 127.

The revenue and expenditure of the Hospital during the past year are given in the following tables:—

Revenue.

From the Province of Ontario	\$4,800 00
From the City of Hamilton.....	4,988 80
From the County of Wentworth	149 85
From paying patients themselves	422 70
	\$10,361. 35

Expenditure.

Groceries, bread, provisions, liquors, vegetables, light, etc.	\$2,829 16
Medicine and medical comforts	684 21
Butchers' meat	1,376 68
Milk.....	577 61
Salaries and wages.....	1,858 15
Fuel, water, taxes, insurance, etc.	1,509 87
Furniture, furnishing, clothing, etc.....	624 45
Ordinary repairs	280 30
Advertising, printing, postage, etc	151 29
Other expenditures	349 63
	\$10,241 35

These expenditures shew that the daily cost of maintaining each patient was equal to $54\frac{1}{3}$ cents, against $46\frac{1}{2}$ cents in the previous year.

An analysis of the Hospital returns indicates that the aggregate period of residence of the patients admitted during the year, was 18,846 days, or an average of $40\frac{3}{4}$ days to each patient.

The Hospital will be entitled to receive Government aid for the year 1880 as follows:—

Allowance on 16,231 days' treatment of hospital cases at 20 cents.....	\$3,246 20
Supplementary allowance equal to one-fourth of revenue	1,390 33
Allowance at 7 cents per day for 2,615 days' stay of im- proper hospital cases.....	183 05
	\$4,819 58

CAPACITY OF HOSPITAL.

There is said to be capacity in this Hospital for sixty beds, and that number is at present made up. In some of the wards, however, the beds are placed too close to each other, and but for the good natural ventilation, injury might be done to the patients, and their comforts lessened by over-crowding.

The Mayor of the city has informed me that the corporation has acquired a site for a new hospital. It is most important that the erection of the building should be proceeded with not later than next spring, as the present structure is quite unsuited for an hospital, and should not be used a day longer, for such a purpose, than is actually necessary.

INSPECTION.

An inspection was made of the Hamilton Hospital on the 28th May, when the entire premises were inspected, the books and records checked and the patients seen.

The condition of the building was very satisfactory, so far as cleanliness and order were concerned. The female wards were rather improved in appearance, owing to the engagement of a professional nurse, who seemed to have a practical knowledge of hospital duty. The culinary and stores departments in the basement were well kept, and the domestic affairs of the Hospital appeared to be well conducted.

It is unnecessary to refer to the structural defects of the hospital, as they have been fully detailed in previous reports, and the question of acquiring a suitable site for a new hospital is being considered by the city authorities.

Twenty-three men, 23 women and 4 infants were under treatment. Three of these patients had occupied beds for more than a year, 3 had been under treatment for over six months, 3 for nearly five months, and a few for over three months. Some of the patients were afflicted with chronic complaints, and in a few other instances the ailments were trifling, and did not appear to require hospital treatment. There were eight lying-in cases in the hospital; some of the women had been admitted much too soon.

All the patients were conversed with, and none had any complaints to make.

The medical officers of the Hospital are very punctual in their visits and assiduous in the discharge of their professional duties, and the patients are well cared for by the house surgeon.

The Register and other books of record were checked, and found to afford all requisite information. An excellent feature in this branch of the Hospital service is the keeping of a detailed history of all important cases for future reference.

GENERAL HOSPITAL, KINGSTON.

The following is a summary of the movements of the 456 patients who were treated in this Hospital during the official year:—

Patients remaining on 1st October, 1878.....	50
Admitted during year.....	372
Births in Hospital during year.....	34
	<hr/>
Total number under treatment.....	456
Discharged.....	394
Died.....	30
Remaining in Hospital, 30th September, 1879.....	32
	<hr/>
	456

These patients were admitted to the Hospital from the following places, viz.:

From the City of Kingston (including births).....	232
From the County of Frontenac	56
From other Counties of the Province	155
From other Countries	13
	456

Of these 456 persons, 284 were males, and 172 females; 344 were Protestants, and 112 were Roman Catholics; 239 were Canadians, 65 were English, 101 were Irish, 21 were Scotch, and 30 were natives of other countries.

The receipts of the Hospital during the year were reported to be as under:

From the Province of Ontario	\$4,800 00
From the Dominion Government (grant for two years).....	1,000 00
From the City of Kingston.....	205 00
From patients themselves	405 70
By subscriptions, donations, bequests, interest on investments, etc.,.....	1,656 68
From other sources	617 97
	\$8,685 35

The following expenses were incurred in maintaining the Hospital:

Beer, wine and spirits	\$ 90 91
Medicine and medical comforts	389 76
Butchers' meat, flour, milk, groceries, vegetables, etc. ...	2,871 03
Salaries and wages	1,222 71
Fuel, light, water, taxes, insurance, etc.....	831 14
Furniture and furnishings, clothing, etc.,	295 17
Ordinary repairs	42 41
Advertising, postage, stationery, etc.,	21 87
Other expenditures	337 68
Investment of the Watkin's Bequest.....	2,726 05
	\$8,828 73

The average daily cost per patient was $37\frac{2}{3}$ cents, excluding the last item.

The aggregate period of treatment was 16,233 days, or an average of $35\frac{1}{2}$ days per patient.

The following summary shews the amount of Government aid to which this Hospital is entitled for 1880:—

Allowance for 11,004 days' treatment of patients at 20 cents per day	\$2,200 80
Supplementary allowance of one fourth of revenue	812 93
Allowance of 7 cents per day on 5,229 days' stay of improper cases for hospital treatment	366 03
Total aid for 1880	\$3,379 76

INSPECTION.

I made a statutory inspection of the General Hospital, Kingston, on the 12th April. The state of the Institution, in respect to the order and cleanliness of the

wards, and the appearance of the beds and bedding, was upon the whole satisfactory, but the bareness of some of the wards, which was commented upon in a previous report, still existed. An effort should be made to provide additional furniture for these wards, and to brighten up their appearance.

The books of record were examined. The dietary and other books kept by the steward were found to be very neatly written up and to afford all requisite information, but the register, the most important book of all, was kept in a very slovenly manner. It had not been balanced off at the close of the previous official year, and in some instances the diseases for which patients were treated were not entered. No record existed of the date and hour of the visits paid to the hospital by the visiting physicians, although I had previously requested that such a record might be kept, as is done in all well-regulated hospitals.

There were 58 patients in the hospital on the day of my visit, of whom 34 were males and 24 females. An unusually large number of these were improper cases for an hospital, and an examination of the register shewed that in some instances patients were retained too long, while in pregnancy cases the patients were frequently admitted sooner than necessary, and were kept in the hospital long after they might safely have been discharged.

Of the unsuitable cases for treatment in a curative Hospital, many were old and infirm persons who should have been cared for in one of the refuges, and others were suffering from chronic diseases, and were frequent and, in some instances, continued residents of the Hospital.

In view of the increased number of these classes of patients, and the lengthy residences of lying-in cases, a special report and recommendation will be made to the government on the subject.

During the time of my inspection, dinner was served to the patients. The meat was of very inferior quality, and I pointed out to the hospital authorities that it would be much more economical were they to pay a higher price and get really good meat. The other supplies appeared to be good. The dietary scale followed in this hospital is unusually liberal.

HOTEL DIEU HOSPITAL, KINGSTON.

During the past year 374 patients were under treatment in this Hospital. The general operations, in respect to admissions and discharges, were as follows:—

Patients remaining on 1st October, 1878	21	
Admitted during the year	353	
Total number under treatment	—	374
Discharged	339	
Died	16	
Remaining in Hospital, 30th September, 1879	19	
	—	374

These patients were admitted to the Hospital from the following places, viz.:—

From the City of Kingston	209	
From the County of Frontenac	59	
From other Counties of the Province	90	
From other Countries	16	
	—	374

The following statistical information is given in respect of these 374 patients:

182 were males, 192 females; 21 were Protestants, 353 were Roman Catholics; 358 were Canadians, 1 was English, 1 was Irish, and 14 were of other nationalities.

The figures given in the summary below shew the revenue of the Hospital during the official year ending 30th September, 1879:—

From the Province of Ontario.....	\$2,152 18
From Municipalities.....	18 00
From paying patients.....	587 50
Income from property.....	85 28
Subscriptions, donations and bequests.....	1,683 70
From other sources.....	561 82
	\$5,088 48

The expenditures incurred during the same period were as under:—

Beer, wine and spirits.....	\$ 19 20
Medicine and medical comforts.....	298 26
Butcher's meat, flour, groceries, vegetables, milk, etc. . .	2,796 21
Salaries and wages.....	203 02
Fuel, light, water, taxes, insurance, etc.....	668 52
Bedding, furnishings, etc.....	787 24
Repairs, ordinary.....	140 93
Advertising, printing, postage, etc.....	72 46
Other expenses.....	147 53
	\$5,133 37

The average daily cost per patient was 50 $\frac{3}{4}$ cents.

The aggregate period of treatment was 10,116 days, or an average of 26 $\frac{3}{4}$ days per patient.

The following summary shews the amount of Government aid to which this Hospital is entitled for 1880:—

Allowance for 8,110 days' treatment of patients at 20 cents per day.....	\$1,622 00
Supplementary allowance equal to one-fourth of revenue.....	734 08
Allowance of 7 cents per day on 2,006 days' stay of improper cases for hospital treatment.....	140 42
Total aid for 1880.....	\$2,496 50

INSPECTION.

I inspected the Hospital on the 12th April, when 15 men and 16 women were under accommodation, all of whom I saw and conversed with. No less than fourteen of the patients were not proper cases for treatment in a curative institution, and it will be recommended that the Hospital be only granted aid at the House of Refuge rate in respect of the care of these persons. The majority of these patients were afflicted with chronic diseases, or the infirmities of old age,

and could have been well cared for elsewhere, and some were only suffering from trifling ailments and should not have been admitted to the Hospital at all.

There was no record of the visits of the physicians. I requested that a book might be kept in which to enter the date and hour of each visit paid to the Hospital, such entries to be signed by the visitor.

The Hospital in all its departments was, as usual, found in excellent order. The beds were clean and comfortable, and a general air of quietness and comfort prevailed throughout.

GENERAL PROTESTANT HOSPITAL, OTTAWA.

The movements of patients in this Hospital, in respect to admissions, discharges, etc., for the past year, were as follows:

Number remaining under treatment on the 1st October, 1878.	32
Number admitted during the year.....	222
	<hr/>
Total number under treatment during the year...	254
Discharged	198
Died	23
Remaining under treatment on the 30th September, 1879...	33
	<hr/>
	254

The localities from which the 254 patients were received were as under, viz.:

From the City of Ottawa.....	183
From the County of Carleton.....	28
From other Counties in the Province.....	24
Other Countries... ..	19
	<hr/>
	254

Of these patients, 128 were males, and 126 were females. Respecting their religious denominations, 246 were returned as Protestants; and 8 as Roman Catholics. It is further shewn that 125 were Canadians, 56 English, 44 Irish, 11 Scotch, and 18 were natives of other countries.

The revenue and expenditure of the Hospital are shewn in the two following statements:—

Revenue.

From the Province of Ontario.....	\$2,458 36
From the City of Ottawa.....	400 00
From the County of Carleton.....	500 00
From paying patients.....	500 05
From subscriptions, bequests, and donations of private individuals	4,325 20
From other sources, not enumerated.....	28 00
	<hr/>
	\$8,211 61

Expenditures.

Beer, wine and spirits.....	\$ 137 92
Medicine and medical comforts.....	580 30
Meat, flour, general groceries, vegetables, milk, etc.....	2,064 87
Salaries and wages.....	1,586 08
Fuel, light, water, taxes, insurance and interest on bank account.....	928 11
Bedding, clothing, furnishings, etc.....	198 56
Extraordinary repairs, and interest on mortgage, etc.....	1,938 96
Advertising, printing, postage, etc.....	130 57
Other expenditures.....	288 68
	\$7,854 05

If the charge for extraordinary repairs be deducted, it will be found that the daily cost per inmate was 48 cents.

The collective stay of the 254 persons admitted was equal to 12,308 days, or an average of 48½ days per patient. Based on this aggregate period of treatment, the Hospital has earned Government aid as follows:—

Allowance for 8,156 days' treatment of patients at 20 cents per day.....	\$1,631 20
Supplementary allowance of 10 cents per day.....	815 60
Allowance of 7 cents per day on 4,152 days' stay of im- proper cases for Hospital treatment.....	290 64
Total aid for 1880.....	\$2,737 44

INSPECTION.

I made a statutory inspection of the Ottawa Protestant Hospital on the 17th April. The house throughout was in admirable order. The wards were neatly kept and bright and cheerful-looking. The beds were comfortable and the bedding clean and tidy. The air was sweet in the various dormitories, and the general condition of the Hospital indicated good management.

There were in residence 34 patients (20 men and 14 women), 10 of whom had been continuously in the Hospital for a year or more. These, and a few other inmates, could not be looked upon as hospital patients under the terms of the Charity Aid Act. Some had trifling ailments, but most of them were only afflicted with the infirmities of old age. The retention of such patients in an hospital tends very much to lower its standard as a curative institution, and gives it, in some respects, the appearance of a refuge. I strongly urged upon the Directors the desirableness of making other provision for these poor old people. The remaining patients were recent admissions and proper subjects for hospital treatment.

I also informed the Directors that I considered it very necessary that a ward should be set apart in this Hospital for lying-in cases. It is the only institution of the kind in the Province, with the exception of the hospitals in charge of the Sisters of Charity, where such accommodation is not provided. As there is plenty of room for isolation and seclusion, and as the hospital staff, with an additional nurse, could easily perform the extra duties entailed, I could see no good reason

why such a ward should not be established. The revenue would be considerably augmented by the increased amount of Government aid which would be earned. Moreover, it is infinitely better that this branch of hospital work should be attached to and performed by the regular organized hospitals of the Province, for, if it be not, unsupervised private houses, which, in most cases, are mere hiding-places for vice and immorality, will be resorted to.

The various books of record were examined and found to be correctly and neatly kept.

GENERAL ROMAN CATHOLIC HOSPITAL, OTTAWA.

The movements of patients in this Hospital, in respect to admissions, discharges, etc., for the past year, were as follows:—

Number remaining under treatment on the 1st October, 1878	27
Number admitted during the year	475
	502
Total number under treatment during the year	502
Discharged	406
Died	65
Remaining under treatment on the 30th September, 1879....	31
	502

The localities from which the 502 patients were received were as under, viz.

From the City of Ottawa	361
From the County of Carleton.....	112
From other Counties in the Province.....	18
Other Countries	11
	502

Of these patients, 212 were males, and 290 were females. Respecting their religious denominations, 27 were returned as Protestants; and 475 as Roman Catholics. It is further shewn that 275 were Canadians, 4 English, 202 Irish, 2 Scotch, and that 19 belonged to other countries.

The following statements shew the revenue and expenditure of the Hospital during the year:—

Revenue.

From the Province of Ontario	\$3,458 40
From the City of Ottawa	600 00
From the County of Carleton	100 00
From paying patients	1,849 53
From subscriptions, bequests, and donations of private individuals	597 07
From other sources, not enumerated.....	1,587 83
	\$8,192 83

Expenditures.

Beer, wine and spirits	\$ 67 24
Medicine and medical comforts	304 49
Meat, flour, general groceries, milk, vegetables, etc	3,141 77
Salaries and wages	302 28
Fuel, light, water, taxes, insurance and interest.....	1,549 78
Bedding, clothing, furnishings, etc.....	1,521 01
Extraordinary repairs.....	433 03
Ordinary repairs.....	348 16
Other expenditures	459 93
	\$8,127 69

If the charge for extraordinary repairs be deducted, it will be found that the daily cost per inmate was 54 cents.

The collective stay of the 502 persons admitted was equal to 14,205 days, or an average of 28½ days per patient. Based on this aggregate period of treatment, the Hospital has earned Government aid as follows:—

Allowance for 12,488 days' treatment of patients at 20 cents per day.....	\$2,497 60
Supplementary allowance equal to one-fourth of hospital revenue.....	1,183 61
Allowance at 7 cents per day for 1,717 days' stay of improper cases for hospital treatment.....	120 19
	\$3,801 40

INSPECTION.

I made an inspection of this Hospital on the 17th April, when there were 37 patients (19 males and 18 females) in the associated and single rooms. In addition, there were six patients in the small-pox department on the grounds of the General Hospital, making a total of 43 patients, whose names appeared on the register. It must be admitted that the Small-pox Hospital, which I passed through, is placed in a very dangerous situation for the spread of contagion, being close to a rather thickly populated street. The Mother in charge of the Hospital informed me that they have endeavoured to remove the Small-pox Hospital from its position, and on two occasions have built on the property of the community at Sand Hill, but both the buildings were burned down by incendiaries. She also said that they are constantly receiving letters to the effect that the present building would also be burned. Having regard to this state of things, and to the fact that no less than 49 cases of small-pox have been admitted from the city of Ottawa since the 1st October last, it is apparent that the city will have to take steps to erect a Small-pox Hospital in some isolated, but reasonably convenient locality, in which small-pox patients of every denomination may be cared for.

Nearly all the patients in the main Hospital had been recently admitted, but three cases were not proper ones for continued treatment in an hospital.

The condition and appearance of the Hospital were satisfactory, but it was clear that the presence of a large number of patients in the associated rooms very much over-crowded the place. An effort should be made to increase the accommodation by adding another room to the Hospital, there being plenty of space in the building.

The attention of the physicians was called to the fact that cards, giving the date of admission and disease of the patient, were not placed over each bed.

No record was kept of the visits of the physicians. The Managers were asked to provide a book in which to record the date and hour of the day at which the visits are paid, the visiting physician initialling each entry.

The various books were examined and found to be well and neatly kept.

GENERAL HOSPITAL, LONDON.

The operations of this Hospital during the period under report are indicated in the following summary:—

Remaining under treatment on 1st October, 1878	36
Admitted during official year	285
Number of births in the Hospital during same period	27
	348
Total number of patients under treatment	
Discharged during the year	283
Died	27
Remaining in residence on 30th September, 1879	38
	348

The admissions were made from the undermentioned places:—

From the City of London	266
From the County of Middlesex	43
From other Counties of the Province	26
From other places	13
	348

The sex, religious denominations and nationalities of these 348 patients are returned as follows:—

Males, 218; females, 130. Protestants of all denominations, 266; Roman Catholics, 82. English, 81; Irish, 84; Scotch, 34; Canadian, 118; other countries, 31.

The two annexed statements shew the revenue and expenditure respectively of the Hospital during the year:—

Revenue.

From the Province of Ontario	\$2,786 50
From the City of London	417 00
From the County of Middlesex, in payment for patients for 1876-77-78	2,549 73
From paying patients	1,246 96
From income from property or investment	641 92
From subscriptions, donations and bequests
	\$7,642 11

Expenditures.

Medicine and medical comforts	\$ 483 80
Butcher's meat, groceries, milk, vegetables and liquors	3,235 69
Salaries and wages	1,656 76
	\$5,376 25
<i>Forward</i>	

<i>Brought forward</i>	\$5,376 25
Fuel, light, etc.....	783 29
Bedding, clothing, furniture, etc.....	430 07
Extraordinary repairs	375 76
Printing, postage, stationery, etc.....	6 10
Other expenditures	670 64
	\$7,642 11

It will be observed that nothing was received by this Hospital during the year by subscriptions, etc., from private individuals.

Deducting the item of extraordinary repairs, the cost of maintaining each patient averaged $47\frac{3}{4}$ cents per day.

The aggregate stay of the patients in this hospital was equal to 15,173 days, or an average of $43\frac{1}{2}$ days. The Government aid earned by this hospital is shewn in the following summary, viz. :—

Allowance on 9,747 days' treatment of hospital patients, at 20 cents per day.....	\$1,949 40
Supplementary allowance at 10 cents per day	974 70
Allowance at 7 cents per day on 5,426 days' stay of im- proper cases for hospital treatment	379 82
Total aid for 1880	\$3,303 92

INSPECTION.

I inspected the London General Hospital on the 26th March. The wards and other portions of the Hospital were only in fair order, and in some places considerable untidiness prevailed. The bedding in the large associated wards for men was not clean, and altogether there was room for improvement in the condition of the building.

There were 54 patients, or rather patients and inmates, for a good many of the persons in residence were not proper cases for an hospital. I saw and conversed with all the inmates. Eleven, at least, were proper subjects either for a refuge or home for incurables, and in addition, 7 persons had been admitted, who were only suffering from trifling ailments, or were chronically afflicted. Should the admission of such cases continue, it will be necessary to require the visiting physicians to give a certificate that hospital treatment was necessary in each instance.

I recommended that official inquiry should be made of the Mayor of London, whether the city authorities intended to found a refuge for the care of infirm and indigent persons, or whether they proposed to continue to send such persons to the hospital.

GENERAL AND MARINE HOSPITAL, ST. CATHARINES.

From returns made to me, I gather that the movements of patients in this Hospital during the past official year, were as under:—

Under treatment on 1st October, 1878	20
Admitted during the year	257
Born in Hospital during same period.....	16
Total under treatment	293

Discharged during year	235
Died	22
Remaining in residence, 30th September, 1879.....	36
	293

The patients under treatment were admitted from the following places:—

City of St. Catharines	150
County of Lincoln.....	70
Other counties of Ontario and sailors.....	40
Other countries	33
	293

The nationalities of these 293 persons are returned to me as follows:—Canadian, 175; English, 15; Irish, 25; Scotch, 20; other countries, 58. Their sexes were, males, 232; females, 61; and religious beliefs, Protestants of all denominations, 150; Roman Catholics, 70; other religions, 73.

The Hospital income during the year, with the sources from which derived, is shewn hereunder:—

From the Province of Ontario	\$1,998 34
From the Dominion Government (for sailor patients)..	500 00
From City of St. Catharines.....	600 00
From Municipalities	310 00
From paying patients themselves.....	492 52
From subscriptions, bequests and donations of private persons	891 36
From other sources.....	805 57
	\$5,597 79

The expenditures during the same period are shewn in the following summary:—

Beer, wine and spirits.....	\$ 90 86
Medicine, medical comforts and appliances	628 90
Butchers' meat, groceries, vegetables, milk, etc.,.....	1,860 54
Salaries and wages	1,060 00
Fuel, light, water, insurance and taxes	966 52
Bedding, clothing, furniture, etc.,	454 51
Ordinary repairs	271 73
Extraordinary repairs	941 39
Printing, postage and stationery.....	42 86
Other expenditures	87 41
	\$6,404 72

Deducting the expenditures for extraordinary repairs, I find that the daily cost per patient was equal to 66 $\frac{2}{3}$ cents, as compared with 61 $\frac{2}{3}$ in the preceding year. This rate of maintenance appears to be high, and efforts should be made by the Managers to reduce it.

The aggregate period of residence of the 293 patients was equal to 8,201 days,

or an average of 28 days per patient. The amount of Government aid due to this Hospital for 1880, is arrived at as follows:—

Allowance of 20 cents per day on 7,786 days' treatment of patients	\$1,557 20
Supplementary allowance of 10 cents per day	778 60
Allowance at 7 cents per day for 415 days' stay of im- proper cases for Hospital treatment	29 05
Total Government aid for 1880	\$2,364 85

INSPECTION.

I made a statutory inspection of the St. Catharines Hospital on the 23rd October. Although I passed through the wards and other departments of the Hospital at 8.30 a.m., they were all found in admirable order, with neatness and cleanliness everywhere noticeable, and, in addition, a comfortable home-like air pervaded the establishment, which must be much appreciated by the patients. The sanitary arrangements of the Hospital appeared to be effective, as indicated by the absence of bad air and foul smells.

At the time of this visit, there were only eleven patients under treatment, namely, 6 men and 5 women. Two of the patients were surgery cases, three were lying-in cases, and the others were ordinary medical cases, except one private patient in the maternity cottage.

One of the men, who was afflicted with chronic rheumatism, did not appear to be a proper case for a curative hospital. The lying-in cases, not only those in residence at the time of my visit, but also the other admissions of the year, had been received into the Hospital sooner than was necessary, and perhaps in some instances had been allowed to remain too long after confinement. The thirteen patients of this class admitted during the year, remained in the Hospital for an average period of 68 days each, which is entirely too long, save in a few exceptional cases.

There were 34 beds made up in the Hospital, which contains 4 associated and 2 private rooms.

I called the attention of the House Surgeon to the manner in which the register was kept, as in some particulars it did not furnish the requisite information, nor was it made up to correspond with the returns sent in to Government at the close of the official year.

GENERAL HOSPITAL, GUELPH.

The movements of patients in this Hospital during the year are exhibited in the following statement:—

Remaining in the Hospital 1st October, 1878	12
Admitted during the year.....	103
Births.....	8
Total number under treatment.....	123
Discharged.....	106
Died	4
Remaining 30th September, 1879.....	13
	<u>123</u>

These 123 patients were admitted to the Hospital from the following places:—

City of Guelph	58
County of Wellington	65
	123

Statistics regarding these 123 patients were given me as follows:—Sex—Male, 75; female, 48. Religion—Protestants, 109; Roman Catholics, 14. Nationalities—Canadian, 36; English, 33; Irish, 25; Scotch, 25; other countries, 4.

The revenue and expenditure of the Hospital respectively during the past official year are given in the two subjoined statements:—

<i>Revenue.</i>	
Received from the Province of Ontario.....	\$1,356 68
From the City of Guelph and County of Wellington.....	1,500 00
From paying patients themselves.....	253 50
Subscriptions, donations, etc.....	652 55
From other sources.....	560 51
	\$4,323 24

Expenditures.

Beer, wine, and spirits.....	\$ 59 78
Medicine and medical comforts.....	172 44
Butchers' meat, flour, groceries, milk, vegetables, etc.....	1,493 34
Bedding, furnishings, etc.....	147 58
Salaries and wages.....	744 00
Fuel, light, etc.....	445 52
Advertising, printing, etc.....	12 97
Repairs, ordinary... ..	166 35
New buildings and interest.....	482 00
Other expenditures	352 79
	\$4,076 77

The aggregate period of residence of the patients under treatment during the year, was equal to 5,917 days, an average of 48 days. The Hospital has, therefore, earned Government aid to the following extent:—

Allowance of 20 cents per day on 5,773 days' treatment of Hospital patients.....	\$1,154 60
Supplementary allowance of 10 cents per day.....	577 30
Allowance of 7 cents per day on 144 days' stay of improper cases for hospital treatment	10 08
Total grant for 1880.....	\$1,741 98

INSPECTION.

I made a statutory inspection of the Guelph General Hospital on the 18th October, finding 9 men, 9 women, and 2 infants under treatment. With one or two exceptions the admissions were recent, and there appeared to be good reasons for

the retention of the exceptional cases. Out of the whole number of patients, only one was paying for board and treatment, all the rest being free.

The condition of the Hospital was very satisfactory. The wards were neat, clean, and comfortable, and the other portions of the house were in a well-kept and orderly state. The basement had, since my previous visit, been considerably improved and lighted up, as had also the upper hall. The upper floor of the building has been finished off, affording space for additional beds if required.

I found that the services of the house surgeon had been dispensed with. The visiting physicians (numbering eleven) make frequent visits, and every attention is paid to patients by these gentlemen and the steward and matron.

The books were examined.

ST. JOSEPH'S HOSPITAL, GUELPH.

The movements of patients in this Hospital during the official year, in respect to admissions, discharges, etc., were as under:—

Remaining in the Hospital, 1st October, 1878	5
Admitted during the year	109
	114
Total number under treatment	114
Discharged	95
Dead	10
Remaining 30th September, 1879	9
	114

The localities these 114 persons were drawn from, are reported to be as follows:—

City of Guelph	57
County of Wellington	36
Other Counties	21
	114

Fifty-eight of these patients were males, and 56 females. All were Roman Catholics, except 6. Their nationalities were:—Canadian, 53; English, 4; Irish, 49; Scotch, 5; other countries, 3.

The receipts and expenditures of the Hospital during the official year are shewn in the two summaries given below:—

Receipts.

From the Province of Ontario	501 90
From the County of Wellington	500 00
From paying patients	130 00
Income from property	400 00
Subscriptions, donations, etc.	39 00
*Other sources	641 50
	\$2,212 40

Expenditures.

Beer, wine and spirits.....	\$114 20
Medicine and medical comforts	125 50
Butchers' meat, groceries, milk and provisions of all kinds	1,335 78
Salaries and wages	107 00
Fuel, light, insurance, taxes and interest	139 82
Bedding, clothing, furniture, etc.,	242 61
Ordinary repairs	37 00
Printing, postage, stationery, etc.,	15 70
Other expenditures	143 17
Extraordinary repairs and interest on mortgage	251 25
	\$2,512 03

The entire stay of the patients admitted amounted to 3,878 days, or an average of 34 days each.

The amount of statutory aid to be voted to this Hospital is arrived at as follows:—

Allowance of 20 cents per day on 3,878 days' treatment of patients	\$775 60
Supplementary allowance of 10 cents per day	387 80
Total aid for 1880	\$1,163 40

INSPECTION.

The St. Joseph's Hospital, Guelph, was visited by me on the 18th October, there being at that time only five patients under treatment.

The wards were clean and comfortable and every attention appeared to be paid to the patients by the Sisters in charge.

An examination of the register shewed that some of the patients had been re-admitted to the Hospital several times during the year, and that others, who at one time were on the books as patients, had been removed to the Refuge Department.

HOUSES OF REFUGE.

The following table shews, in respect of Houses of Refuge aided by Provincial funds, the number and distribution of inmates who were relieved by the operations of these houses, during the year ending 30th September, 1879.

NAMES OF REFUGES.	Number of persons remaining in the Refuges on 1st October, 1878.	Number admitted to Refuges during the year.	Total number under lodgment during the year ending 30th Sept., 1879.	Number discharged during the year.	Number of deaths during the year.	Number of persons remaining in Refuges on the 30th Sept., 1879.
House of Industry, Toronto	89	50	139	50	14	75
House of Providence, Toronto	168	254	422	203	41	178
Home for Incurables, Toronto	16	8	24	5	3	16
House of Refuge, Hamilton	45	92	137	90	5	42
Home for Aged Women, Hamilton	15	5	20	1	19
House of Industry, Kingston	46	90	136	90	5	41
House of Providence, Kingston	51	35	86	28	4	54
Protestant Home for Aged and Friendless, London.	20	33	53	20	3	30
Roman Catholic Orphan Asylum (Refuge Branch) London	18	25	43	12	7	24
St. Patrick's House of Refuge, Ottawa	35	11	46	8	3	35
St. Charles' Hospice, Ottawa	43	73	116	53	17	46
House of Providence, Guelph	41	56	97	57	1	39
Protestant Home (Refuge branch) St. Catharines ..	4	1	5	2	3
The Home, St. Thomas	10	17	27	16	11
	*601	750	1,351	634	104	613

* 22 of this number were included with Orphanages last year.

Two of the Houses in the foregoing list appear in the schedules for the first time, namely, the Refuge branch for the Roman Catholic Orphan Asylum, London, and that of the Protestant Home, St. Catherines. It should be explained, however, that the inmates of these Refuges were included in the Orphan Asylum returns of the previous year, so that they cannot really be classed as new institutions.

There are, now, eight institutions receiving aid under the provisions of the

Charity Aid Act, that combine in their operations, the care of adults as Refuges, and of orphans as Orphan Asylums.

I hold the opinion that it is much better that these two classes of charities should be separate and distinct, as I am convinced that the constant association of young children with paupers, even if they be only the aged and infirm, cannot but have a demoralizing effect upon their young minds, and is likely to instil in them a dependent spirit, which will be hard to eradicate in later years. I hope, therefore, that the managers of the institutions will soon see their way to confine themselves to the one or other branch of the charitable work they are engaged in.

A comparison of the figures in the last table with the statistics of a similar nature for the preceding year, shews but few changes, numerically, in the populations of these Refuges. The number of admissions decreased from 789 to 750, but the whole number of inmates who were lodged during the year, increased from 1,300 to 1,351. The discharges were 634, as against 657. The rate of mortality has very largely increased. In 1878, only 64 inmates died, making the death rate equal to five per cent. of the total number under lodgment, but in the past twelve months, the deaths numbered 104, or nearly eight per cent. of the aggregate population of the year. The number remaining in the Houses at the close of the official year was augmented from 601 to 613.

The sex, religion and nationality of these 1,351 inmates of Refuges, together with the places they were received from, are shewn in the following summaries:—

Sex.

Males	604	
Females	747	
	1,351	

Religious Denominations.

Roman Catholics	905	
Protestants of all denominations.....	446	
	1,351	

Nationalities.

Born in Canada	360	
" England	186	
" Ireland	692	
" Scotland	65	
" United States	27	
" Other countries	21	
	1,351	

Previous residence.

Received from City or Town in which the Refuges are located.....	923	
Received from Counties in which these Refuges are located.....	144	
Received from other Counties in the Province	215	
Emigrants and Foreigners	69	
	1,351	

The following table gives the whole number of inmates lodged and their aggregate stay in the respective Refuges, as well as the average period of lodgment per inmate, during the year.

NAMES OF REFUGES.	Total number of inmates during the year.	Total stay, in days, during the year.	Average stay per inmate, in days.
House of Industry, Toronto	139	31,265	225
House of Providence, Toronto.....	422	65,969	156
Home for Incurables, Toronto	24	5,961	248
House of Refuge, Hamilton	137	18,754	137
Home for Aged Women, Hamilton.....	20	6,338	317
House of Industry, Kingston.....	136	17,776	131
House of Providence, Kingston.....	86	20,781	242
Home for Aged and Friendless, London.....	53	9,580	181
Roman Catholic Orphan Asylum (Refuge Branch), London.....	43	9,330	217
St. Patrick's House of Refuge, Ottawa	46	12,138	264
St. Charles' Hospice, Ottawa	116	17,539	151
House of Providence, Guelph	97	13,753	142
Protestant Home (Refuge branch), St. Catharines	5	1,270	254
The Home, St. Thomas	27	4 188	155
	1,351	234,642	173

As compared with the statistics of the preceding year, in this relation, it would appear that the aggregate stay of the inmates increased from 213,196 days in 1878 to 234,642 days in 1879, and that the average period of lodgment had also increased from 164 to 173 days per inmate.

The next table shews (1) the aggregate stay of the inmates; (2) the amount that each refuge is entitled to receive as the first instalment of Government aid at the rate of five cents per day for each inmate; (3) the amounts received by the respective refuges from all sources other than the Government Grant towards their annual maintenance, and a comparison of one fourth of such amounts with the supplementary Government aid of two cents per day; and (4) the total Government allowance each refuge is entitled to for 1880 under the provisions of the Charity Aid Act.

NAMES OF REFUGES.	Aggregate stay of inmates.	Fixed allowance at 5 cts. per day for aggregate stay of inmates.		Amounts received from all sources other than Government.		One-fourth of such receipts.		Supplementary allowance at 2 cents per day.		Net Government allowance to each House of Refuge for the year 1880.	
		\$	c.	\$	c.	\$	c.	\$	c.	\$	c.
House of Industry, Toronto	31,265	1,563	25	9,639	47	2,409	87	625	30	2,188	55
House of Providence, Toronto	65,969	3,298	45	11,017	82	2,754	45	1,319	38	4,017	83
Home for Incurables, Toronto	5,961	298	05	2,916	07	729	02	119	22	417	27
House of Refuge, Hamilton	18,754	937	70	580	71	145	18	375	08	1,082	88
Home for Aged Women, Hamilton	6,338	316	90	<i>a</i>	126	76	443	66
House of Industry, Kingston... ..	17,776	888	80	298	50	99	62	355	52	988	42
House of Providence, Kingston.....	20,781	1,039	05	63,782	10	945	53	415	62	1,454	67
Home for Aged and Friendless, London	9,580	479	00	2,193	83	548	46	191	60	670	60
Roman Catholic Orphan Asylum (Refuge Branch), London.....	9,330	466	50	<i>d</i>	186	60	653	10
St. Patrick's House of Refuge, Ottawa.	12,138	606	90	5,223	07	1,305	77	242	76	849	66
St. Charles' Hospice, Ottawa	17,539	876	95	1,314	28	328	57	350	78	1,205	52
House of Providence, Guelph.....	13,753	687	65	1,900	14	475	04	275	06	962	71
Protestant Home (Refuge Branch), St. Catharines	1,270	63	50	<i>f</i>	25	40	88	90
The Home, St. Thomas	4,188	209	40	893	10	223	26	83	76	929	16
	234,642	11,732	10	39,839	09	9,964	77	4,692	84	15,916	93

a Included in Protestant Orphans' Home.

b Includes receipts of Orphanage Branch.

c Includes receipts of Orphanage Branch.

d Included in Roman Catholic Orphan Asylum.

e Includes receipts of St. Patrick's Orphan Asylum.

f Included in Protestant Home Orphanage.

g \$25.50 to be deducted from this amount for 510 days' stay of children.

The cost of maintaining these Refuges during the past year, exclusive of all expenditures for the relief of the out-door poor, amounted to \$49,775.39. The following summary exhibits these maintenance expenditures, under the headings of food, fuel and all general expenses, and salaries and wages, and also shews the daily cost per inmate of each House.

NAMES OF REFUGES.	Collective stay of inmates.	Expenditure for salaries and wages.	Expenditure for food, fuel and all general expenses.	Total expenditure.	Cost of each inmate per day.
		\$ c.	\$ c.		
House of Industry, Toronto	31,265	954 75	10,365 30	11,320 05	36½
House of Providence, Toronto.....	65,969	83 00	11,535 70	11,618 70	17½
Home for Incurables, Toronto.....	5,961	680 00	1,970 34	2,650 34	44½
House of Refuge, Hamilton.....	18,754	350 04	1,455 81	1,805 85	* 19½
Home for Aged Women, Hamilton	6,338	†
House of Industry, Kingston.....	17,776	400 00	2,002 95	2,402 95	13½
House of Providence, Kingston.....	20,781	33 75	4,168 14	‡ 4,201 89	§ 10½
Home for Aged and Friendless, London	9,580	699 66	2,840 64	3,540 30	§ 11½
Roman Catholic Orphan Asylum (Refuge branch), London	9,330	**
St. Patrick's House of Refuge, Ottawa	12,138	429 88	5,882 39	†† 6,312 27	§ 22
St. Charles' Hospice, Ottawa	17,539	146 40	2,004 85	2,151 25	12½
House of Providence, Guelph	13,753	56 95	2,812 07	2,869 02	20¾
Protestant Home (Refuge branch), St. Catharines	1,270	§§
The Home, St. Thomas.....	4,188	124 75	778 02	902 77	21½
	234,642	3,959 18	45,816 21	49,775 39

* This average is based on the stay of the patients in the main Refuge only, which was 9,082 days. The expenditure for the branch at the Hospital is included with those of the Hospital.

† Included with Protestant Orphans' Home.

‡ The expenditures of the Orphanage branch are included in this.

§ These averages are based on the days' stay in both branches—Refuge and Orphanage.

|| Includes expenditures of the Protestant Orphans' Home.

** Included with Roman Catholic Orphan Asylum.

†† The expenditures of the St. Patrick's Orphan Asylum are included in this.

§§ Included with Protestant Home Orphanage.

SEPARATE INSPECTION REPORTS UPON HOUSES
OF REFUGE.

HOUSE OF INDUSTRY, TORONTO.

From returns made to me it would appear that 139 indigent persons were maintained in this House during the past year. The movements of these persons were as follows:—

Remaining in the House 1st October, 1878	89	
Admitted during the year	50	
Total number of inmates	139	
Discharges during year	50	
Deaths during year	14	
Remaining in residence 30th September, 1879	75	
	139	

The places from which these 139 persons were admitted into the House are returned as under, viz:—

From the City of Toronto	84	
From the County of York and other counties	27	
Emigrants and foreigners	28	
	139	

The following statistical information is given to me regarding these inmates: Sex—male, 77; female, 62. Nationality—English, 51; Irish, 58; Scotch, 14; Canadian, 12; other Countries, 4. Religions—Protestants of all denominations, 116; Roman Catholics, 22; other religion, 1.

The receipts of the House in aid of maintenance for the official year were as follows:—

From the Province of Ontario	\$2,900	00
From the City of Toronto	6,000	00
Received from inmates	139	00
Income from property belonging to the House	1,451	94
Subscriptions and donations of private individuals	2,048	53
	\$12,539	47

The expenditures for the same period were as under, viz:—

Food of all kinds	\$5,680	75
Clothing, furniture and furnishings	677	02
Fuel, light and cleaning	2,990	91
Salaries and wages	954	75
Repairs, ordinary	237	81
Other expenditures	778	81
	\$11,320	05

Of the above amount, \$6,184.58 were expended in distributing out-door relief in the way of bread, groceries and fuel, and in supporting a soup kitchen. It is reported to me that the number of persons thus relieved was 4,522. In addition, 4,040 people received casual accommodation, consisting of a night's lodging, with supper and breakfast, and frequently dinner.

The collective stay of the 139 inmates amounted to 31,265 days, or an average of 225 days. The Institution is thus entitled to the Government aid as under:—

Allowance for 31,265 days, at 5 cents	\$1,563 25
Supplementary aid, at 2 cents per day	625 30
	—————
Allowance for 1880	\$2,188 55

INSPECTION.

I instructed Mr. Hayes to visit this Institution. He reported to me as follows, viz.:—

“I have the honour to state, that on the 23rd October, I inspected the House of Industry, Toronto, as directed by you.

“An examination of the register, which was correctly kept, shewed that of the inmates in the House on the 30th September, 1878, 62 were in residence on the day of my visit, and that many of them had been under accommodation for very long periods.

“I found 41 males and 43 females in residence, none of whom were reported to be ill; a remarkable fact considering the class of persons. I went over every portion of the premises. Evidence of good management was everywhere observable, and cleanliness prevailed. The dormitories were well ventilated, and the beds and bedding therein comfortable and tidy.”

HOUSE OF PROVIDENCE, TORONTO.

The operations of this Refuge in respect to the movements of inmates, are exhibited in the following summary:—

Inmates remaining in the House on 1st October, 1878 ..	168	
Admitted during the year	254	
Total number of inmates	—————	422
Discharged	203	
Died	41	
Remaining in residence 30th September, 1879	178	
	—————	422

These 22 persons were received into the Refuge from the following places:—

City of Toronto	286	
County of York and other counties of Ontario	112	
Emigrants and foreigners	24	
	—————	422

From the returns made to me, I gather that of the inmates above enumerated 119 were males and 303 females; 396 were Roman Catholics and 26 Protestants; 90 were Canadians, 21 English, 285 Irish, 9 Scotch, and 17 were natives of other countries.

During the year the House received the following amounts in aid of its ordinary maintenance:—

From the Province of Ontario.....	\$4,598 72
From the City of Toronto.....	750 00
From inmates in payment of board.....	1,099 82
Subscriptions, donations and bequests of private individuals.....	9,168 00
	\$15,616 54

The expenditures for the same period were as under, viz:—

Food of all kinds.....	\$6,395 25
Clothing, furniture and furnishings.....	772 00
Fuel, light and cleaning.....	2,048 00
Wages.....	83 00
Ordinary repairs.....	198 00
Additions to buildings.....	3,994 52
Other expenditures.....	2,222 45
	\$15,713 22

The aggregate stay in the House of all the inmates amounted to 65,969 days, which, under the provisions of the Act, would entitle the establishment to the following appropriation of Provincial funds for the year 1880:—

Allowance for 65,969 days, at 5 cents.....	\$3,298 45
Supplementary aid, 2 cents per day.....	1,319 38
Total Government aid for 1880.....	\$4,617 83

INSPECTION.

Mr. Hayes made an inspection of this charity. The following is his report:—

“I have the honour to state that, as instructed by you, I visited the House of Providence, Toronto, on the 30th October. Every part of the institution was inspected and found to be generally in good order.

“Since your last inspection, many alterations and additions have been made to the buildings of this charity. The following new structures have been put up:—A brick house of two storeys, fitted up with the necessary boilers, tubs, etc., and used as a laundry. A brick structure containing bakery, flour room, etc., on the ground flat, and a dormitory for men on the first floor. A frame stable and two large play sheds for the boys. In addition, a large drain has been carried into a contiguous street, the water closets have been enlarged, and a great deal of work in the way of planting and levelling, has been done on the grounds, thereby much improving their appearance.

“It seemed to me that the ventilation of the new dormitory was defective, as although no one had been in it since the morning, the air was not sweet. If not pure under such circumstances, what must it be when thirty old men are sleeping in it? I called the attention of the Superioress to this, but she appeared to be of opinion that the ventilation provided was sufficient. The dormitory too was rather over-crowded with thirty beds in it.

“The Register was examined. The names of 186 persons were entered as being in residence, but I did not see that number, as 2 men and 5 or 6 women were said to

be at 'Sunmyside,' and one man to be out with one of the sisters. A great many of the inmates were in bed, suffering from chronic complaints, and the infirmities of old age."

HOME FOR INCURABLES, TORONTO.

The following is a summary of the movements of inmates of this House during the past year:—

Remaining in the Home on 1st October, 1878	16
Admitted during the year	8
	24
Total number in the Home during the year	24
Discharged	5
Died	3
Remaining in residence on 30th September, 1879	16
	24

The above enumerated persons were, with the exception of two, all received from the City of Toronto. I gather from the returns made to me that 9 were men and 15 were women, that all save 4 were Protestants, and that 10 were of English birth, 13 of Irish, and 1 of Scotch.

The receipts of the year were as follows:—

From the Province of Ontario	\$482 58
From the City of Toronto	500 00
Income from property	20 81
Payments from inmates	60 00
Subscriptions and donations	2,330 71
Other receipts	4 55
	\$3,398 65

The expenditures for maintenance for the same period were as under:—

Food of all kinds	\$1,340 36
Clothing and furnishings	179 20
Fuel, light and cleaning	191 01
Salaries and wages	680 00
Repairs	26 85
Rent	500 00
Other expenses	232 92
	\$3,150 34

The 24 inmates remained in the House for a collective period equal to 5,961 days, or an average of 248 days per inmate, which entitles the House to the following Government aid for 1880, viz.:—

Allowance for 5,961 days at 5 cents per day	\$298 05
Supplementary aid at 2 cents per day	119 22
	\$417 27

INSPECTION.

I instructed Mr. Hayes to make the statutory inspection of this Home, and the following is his report:—

“I have the honour to state that I visited the Home for Incurables on the 23rd October. I found 11 women and 5 men in residence, all of whom were suffering from chronic and incurable diseases. These persons were seen and all expressed themselves pleased with the attention and care they received. The house was in good order throughout, and the bedding was clean and ample. The present building is not suited for the purposes of an Institution of this kind, and I was glad to learn that good progress was being made with the new building in course of erection in Parkdale, and that it was expected it would be ready for occupation in June next.

“A new matron and steward were appointed on the 1st May last. They appear to be well suited for their respective positions. The Steward has made many little improvements on the out-buildings and grounds, and has raised a good quantity of vegetables from the garden.

“The register was examined. Apparently continuous entries have been made in it for the past five years, without it ever having been balanced off at the end of any one official year. I left a memorandum with the Matron for the Secretary, pointing out the proper method of keeping the register, and it is to be hoped that this method will be adhered to in future, as in the present condition of the book it cannot be checked.”

HOUSE OF REFUGE, HAMILTON.

The following summary exhibits the operations of this House for the past year, ending 30th September, so far as they relate to the inmates:—

Number remaining in the House on 1st October, 1878	45
Admitted during the past year	92
	137
Total number of inmates	137
Discharged during the year	90
Died	5
Remaining on 30th September, 1879	42
	137

Those indigent persons were admitted from the following places, viz:—

City of Hamilton	123
County of Wentworth and other counties	13
Other places	1
	137

Of these people, 73 were men, and 64 women; 82 were Protestants, and 55 were Roman Catholics; 28 were Canadians, 24 English, 6½ Irish, 15 Scotch, and 6 were of other nationalities.

The above figures include the information respecting the old men who are cared for in an outbuilding attached to the City Hospital.

The income of the Refuge during the official year, and the sources thereof, are shewn in the subjoined statement:—

From the Province of Ontario	\$1,225 14
From the City of Hamilton	580 71
	1,805 85

The expenditures of the House for the same period were as follows :—

Food of all kinds	\$1,038 61
Clothing, furnishings, etc.	145 70
Fuel	170 09
Salaries and wages	350 04
Ordinary repairs	47 62
Other expenses	53 79
	\$1,805 85

The above amount does not include the cost of maintaining the old men in the Hospital, as the city Treasurer states that the manner in which his books are kept does not enable him to give such information.

The entire period during which the 137 inmates received board and lodging was equal to 18,754 days. This aggregate stay entitles the institution to receive the following sum as Provincial aid for the year 1880:—

Allowance for 18,754 days at 5c.	\$937 70
Supplementary aid, equal to one-fourth of revenue	145 18
	Total Government aid for 1880 \$1,082 88

INSPECTION.

I inspected, on the 28th May, the male branch of the Hamilton House of Refuge, which is carried on in the frame cottages on the grounds of the City Hospital. The lodgment was temporarily provided in order to relieve the overcrowding in the main Refuge. The cottages are fairly comfortable; but, in view of the fact that association in the management of these two totally different charities seriously interferes with the effective working of the Hospital, it is desirable that a separation should take place as soon as possible. For this reason, I have recommended that the entire Hospital premises should be taken for a Refuge, and a new hospital erected.

At this visit, there were twenty-six inmates in the Branch, nearly all of whom were physically unfit to earn a living. I saw them all, with two exceptions, and received no complaint. The wards were as well kept and as clean as could be expected.

I visited the main Refuge on the 22nd October. The building was, if possible, in a more dilapidated condition than ever, but it was kept as clean and neat as it would admit of.

The Mayor of the City informed me that a lot had been purchased for a new Hospital, and that it was the intention of the Corporation, so soon as the new building was occupied, to use the present hospital structure for the purposes of a Refuge. Such being the case, I informed the Mayor that I would recommend the continuance of the grant to the Refuge for the present.

The house was occupied by eighteen old women, many of whom were helpless, and they appeared to be well cared for by the matron. The books were examined and found to be properly kept.

HOME FOR AGED WOMEN, HAMILTON.

The operations of this Institution during the year are shewn in the following summary:—

Remaining in residence on 1st October, 1878	15	
Admitted during year	5	
Total number in the Home during year.....	—	20
Died	1	
Remaining 30th September, 1879	19	
	—	20

All these women were Protestants, and were all admitted from the City of Hamilton. Eleven of them were English, 6 Irish and 3 Scotch.

The receipts and expenditures of this Institution are included with those of the Protestant Orphans' Home, Hamilton, and therefore details cannot well be given here. The Government aid for 1879 was \$343.70, and the expenditures of the Home were as under:—

Expense of maintaining the inmates, at \$1.25 per week ..	\$1,066	85
Matron's salary	230	00
Incidentals	29	25
		<u>10</u>
	\$1,326	10

The 20 inmates remained in the Home for a collective period of 6,338 days. The Provincial aid for 1880 will therefore be as under:—

Allowance for 6,338 days at 5 cents	\$316	90
Supplementary aid at 2 cents	126	76
		<u>66</u>
Total Government aid for 1880	\$443	66

I am informed that, during the year, out-door relief was given, at various periods, to 30 families, soup to 120 families, and meals (soup and bread) to 3,890 persons. The total cost of this relief was \$1,091.05.

INSPECTION.

I made a statutory inspection of this Home on the 6th October. There were then 18 women in residence, and the name of another was on the register, but being of a troublesome disposition she had been removed, but was supplied with rations. I informed the manager that she must be a resident of the House if they applied for Government aid in respect to her maintenance.

The house was found in admirable order, and a model of neatness. The affairs of this charity seem to be well managed. The books were kept in the manner required by the regulations.

HOUSE OF INDUSTRY, KINGSTON.

During the past year, 136 indigent persons were lodged and maintained in this House. Their movements were as follows:—

Remaining in the House, 1st October, 1878.....	46	
Admitted during the year.....	90	
Total number in the House	—	136

Discharged during the year	90	
Died.....	5	
Remaining in residence, 30th September, 1879	41	
	—	136

These inmates were admitted from the following places, viz:—

City of Kingston	76	
County of Frontenac.....	22	
Other counties of Ontario.....	32	
Other places	6	
	—	136

Of the total number of inmates, 93 were males and 43 females; 84 were Protestants and 52 Roman Catholics; 30 were Canadians; 23 English; 70 Irish; 8 Scotch, and 5 were natives of other countries.

The receipts of the House for the year, and the sources from which they were derived, are as follows:—

From the Province of Ontario.....	\$2,200	00
From the county of Frontenac and other municipalities.....	81	25
Income from property	23	85
Payment from inmates.....	39	00
Subscriptions and donations.....	232	15
Other receipts.....	22	25
	—	—
	2,598	50

The expenditures for maintenance for the same period were as under:—

Food of all kinds	\$1,341	00
Clothing, furniture and furnishings.....	330	48
Fuel.....	131	75
Salaries and wages.....	400	00
Repairs, ordinary and extraordinary	144	78
Other expenses	118	16
	—	—
	\$2,466	17

The collective stay of all the inmates numbered 17,776 days, or an average of 131 days for each inmate. The House would thus be entitled to receive, under the provisions of the Charity Aid Act, the following appropriation:—

Allowance for 17,776 days' stay, at 5c. per day	\$888	80
Supplementary aid, equal to one-fourth of the receipts	99	62
	—	—
Total Government aid for 1880	\$988	42

INSPECTION.

I made an inspection of this charity on the 18th April; as house cleaning was in progress, order and tidiness could not be looked for, but the beds seemed to be comfortable and were in a fair state of cleanliness.

The affairs of this refuge appear to be managed with great economy and care. The system of asking for a certain number of specified rations has been discontinued and the delivery, under contract, of beef, etc., as required, has been substituted, resulting in the reduction of the daily cost for the food of each inmate from eleven to seven cents.

There were at this time, 29 men and 20 women in the house, with a few exceptions they were old and feeble persons. Many of the number were permanent residents, and of the 46 persons in the refuge on the 1st October, 1878, 33 were still in residence.

The local character of the institution is shewn by the fact that of 97 persons who had been cared for since the 1st October, 55 were received from the City of Kingston. Having regard to this, it appears to me that the city should certainly be one of the largest contributors towards the funds of the charity, but instead of this, the amount voted by the city is very insignificant. Should this state of things continue, the grant to the House next year should be strictly based upon the provisions of the Charity Aid Act, and no supplementary allowance should be made, unless the city authorities shew a disposition to contribute to the support of the local poor house in a more liberal manner. Moreover, the house is not sufficiently large to meet the demands made upon it, consequently it is often much over-crowded, and many deserving poor have to be turned away, while indigent persons have to be retained in the Hospital. The building should therefore be enlarged.

In addition to keeping the house in order, a little stone-breaking is done by the men.

HOUSE OF PROVIDENCE, KINGSTON.

The following summary shews the movements of inmates in this refuge for the past year, viz.:—

Remaining in the house 1st October, 1878.....	51
Admitted during the year.....	35
	86
Total number during year.....	86
Discharged during year.....	28
Died.....	4
Remaining in residence on 30th September, 1879	54
	86

The admissions were made from the undermentioned places:—

City of Kingston.....	29
County of Frontenac.....	7
Other counties and places	50
	86

These 86 persons included 49 males and 37 females, and all but 6 were Roman Catholics. Their nationalities are stated in the statistical returns to be as follows:—Canadians, 4; English, 9; Irish, 63; Scotch, 8; other countries, 2.

The receipts and expenditures of this Refuge include those of an orphanage, which is conducted in the same building. The annexed statements shew what they were:—

Receipts.

From the Province of Ontario.....	\$1,661 97
From inmates in part payment of board.....	237 50
Income from property.....	85 18
Subscriptions, donations, etc.....	2,493 50
From other sources.....	965 92
	<hr/>
	\$5,444 07

Expenditures.

Food of all kinds.....	\$2,445 92
Clothing and furnishings.....	631 27
Salaries and wages.....	33 75
Fuel, light, and cleaning.....	474 58
Repairs, ordinary and extraordinary.....	1,272 24
Other expenses.....	330 83
	<hr/>
	\$5,188 59

The aggregate stay in the house of all the inmates was equal to 20,781 days. The Government allowance to the house for the year 1880, based upon these figures would be as follows:—

Allowance for 20,781 days, at 5 cents per day.....	\$1,039 05
Supplementary aid, at 2 cents per day.....	415 62
	<hr/>
Total Government aid for 1880.....	\$1,454 67

INSPECTION.

I made an inspection of the Kingston House of Providence on the 18th April, when the establishment was found in its usual state of cleanliness and order. Since my last visit, the building had been fitted throughout, at a cost of \$1,700, with appliances for heating it with hot water. The system gives satisfaction and has added much to the comfort of the inmates, many of whom are old and feeble.

There were 26 men and 25 women in residence, all of whom I saw, with the exception of two. Their appearance and condition denoted that they were well cared for.

The books were thoroughly examined and found to afford a correct record of the operations of the charity.

PROTESTANT HOME FOR THE AGED AND FRIENDLESS,
LONDON.

The following is a summary of the movements of inmates in this Home during the past year:—

Remaining in the Home on 1st October, 1878.....	20
Admitted during the year.....	33
	<hr/>
Total number in the Home during the year.....	53

Discharged.....	20
Died	3
Remaining on 30th September, 1879.....	30
	53

Of these inmates, 26 were males and 27 females. All were Protestants. Their nationalities are returned to me as follows:—Canadians, 21; English, 16; Irish, 10; Scotch, 4; other countries, 2. Admissions were made from the City of London and County of Middlesex only.

Connected with the Home is an Orphan Asylum, the receipts and expenditures of which are included in those of the Home. The following statements shew the items under the respective heads:—

Receipts.

From the Province of Ontario.....	\$923 69
From inmates in part payment of board.....	565 24
Subscriptions, donations, etc.....	1,393 14
From other sources.....	422 45
	\$3,304 52

Expenditures

Food of all kinds.....	\$1,597 70
Clothing and furnishings.....	313 63
Salaries and wages.....	699 66
Fuel, light, and cleaning.....	451 74
Other expenses.....	477 57
	\$3,540 30

The collective stay of the inmates was equal to 9,580 days. The Government allowance will, therefore, be as under:—

Allowance for 9,580 days, at 5 cents per day	\$479 00
Supplementary aid, at 2 cents per day	191 60
Total aid for 1880.....	\$670 60

INSPECTION.

This Home, together with the Orphanage Branch thereof, was inspected on the 24th November. There were then in lodgment in the dormitories assigned to the adults, 14 men and 10 women. I saw these inmates, except two, who were absent on leave. The portions of the building used for the accommodation of adults were in good order. The old women's dormitories were exceedingly home like and cheerful in appearance. The wants of the inmates seemed to be well looked after, and everything done to render them as comfortable as circumstances would permit of.

I have to make the same remarks in regard to the association of a refuge and orphanage in the one building, as I have recorded in respect to other institutions where the same system prevails. I cannot but think that the association of children with adult paupers, even if they be of the aged and infirm class, must

have a demoralizing effect upon young minds. I hope, therefore, that before long, the managers of this otherwise excellent charity, will see their way to an entire separation of these two totally distinct branches of eleemosynary work.

ROMAN CATHOLIC ORPHANS' HOME, LONDON, REFUGE BRANCH.

I stated in my report of last year, that the statistical operations of the two branches of this charity would be shewn separately. The following is a summary of the work of the Refuge branch during the year:—

In residence on 1st October, 1878	18
Admitted during year	25
	43
Total number cared for.....	43
Discharged	12
Died	7
In residence 30th September, 1879	24
	43

Of these persons, 19 were males and 24 females; all were Roman Catholics; and were of the following nationalities:—Canadian, 9; English, 1; Irish, 31; other countries, 2; Twenty-nine were received from the City of London, and 14 from other parts of the Province.

The stay of these 43 persons aggregated 9,330 days. The Government grant for next year will therefore be as under:—

Allowance for 9,330 days at 5 cents	\$466 50
Supplementary aid at 2 cents per day	186 60
	\$653 10
Total grant for 1880	\$653 10

The receipts and expenditures of this charity are shewn in the report upon the Orphanage.

INSPECTION.

This department of the Roman Catholic Orphanage, was inspected on the 24th November. The dormitory used for the old men is the one formerly occupied by the boys, who have all been removed to the new building opened last year. This arrangement is a good one, as it separates the adult males from the juvenile. The old women are lodged in the main building. On the day of my visit, the names of 23 persons were on the register, 19 of whom I saw, the rest were said to be out for the time being.

The accommodation for these old people is fairly good, but it would be far better in every respect were they entirely separated from the infants.

ST. PATRICK'S REFUGE, OTTAWA.

The following summary shews the movements of inmates in this Refuge for the past year, viz.:—

Remaining in the House 1st October, 1878	35
Admitted during the year.....	11
	46
Total number cared for.....	46

Discharged during the year	8
Died	3
In residence on 30th September, 1879	35
	46

Of these 46 inmates, 16 were males and 30 females, all of them, save one, being Roman Catholics; The nationalities were returned as follows:—Irish, 42; English, 1; Scotch, 1; Canadian, 1, and other countries, 1. These persons were received into the Refuge from the following places:—

City of Ottawa	29
County of Carleton and other counties	17
	46

The receipts and expenditures of this charity, which are shewn in the following summaries, include those of the Orphanage; branch:—

Receipts.

From the Province of Ontario	\$1,168 52
From the County of Carleton.....	50 00
Subscriptions, donations, etc.	4,619 05
From other sources	554 02
	\$6,391 59

Expenditure.

Food of all kinds	\$3,285 60
Salaries and wages	429 88
Other expenses	2,596 79
	\$6,312 27

The period of stay of the 46 inmates was equal to 12,138 days, thus entitling the Refuge to the following amount of Government aid:—

Allowance for 12,138 days at 5 cents	\$606 90
Supplementary aid at 2 cents per day	242 76
	\$849 66

INSPECTION.

I made an inspection of this Charity on the 24th September, finding it throughout in a well ordered and thoroughly clean state.

As mentioned in previous reports, this Refuge forms a part of the St. Patrick's Orphan Asylum, but the old people are placed in separate dormitories, and have the use of separate dining rooms. It is to be regretted that the two branches are not kept quite distinct, as the constant sight of pauperism cannot but have a vitiating effect upon the minds of the children.

The Register shewed that twenty-seven old people should have been in the house, but I only saw twenty-four; of these, three were confined to bed. Only three deaths have occurred since the 1st October, 1878, shewing that a regular life,

even under the most unfavourable circumstances, tends to great longevity. The books were examined and found to be neatly and properly kept.

ST. CHARLES' HOSPICE, OTTAWA.

The operations of the House in respect to the admission and discharge of inmates for the year ending 30th September, are returned to me as follows:—

Remaining in the Hospice, 1st October, 1878.....	43
Admitted during the year.....	73
	116
Total in residence.....	116
Discharged.....	53
Died.....	17
In residence, 30th September, 1879.....	46
	116

Of these 116 inmates, 56 were males and 60 females, and except one, all were Roman Catholics. Respecting nationalities, all were returned as Canadians. They were received into the House from the following places, viz:—

City of Ottawa.....	90
County of Carleton.....	26
	116

The receipts of the Hospice in aid of maintenance were as follows:—

From Government of Ontario.....	\$974 54
From payments made by inmates.....	415 50
Subscriptions, donations, etc.....	879 23
Other sources.....	19 55
	\$2,288 82

The expenditures for the year are returned as under, viz:—

Food of all kinds.....	\$1,038 90
Clothing and furnishing.....	292 71
Fuel, light, cleaning, etc.....	309 93
Salaries and wages.....	146 40
Repairs, ordinary and extraordinary.....	256 00
Other expenses.....	244 27
	\$2,288 21

The stay of the 116 inmates during the year was equal to 17,539 days. The charity will be entitled to receive Provincial aid for 1880 as follows:—

Allowance for 17,539 days at 5 cts. per day.....	\$876 95
Supplementary grant equal to one-fourth of revenue.....	328 57
	\$1,205 52

INSPECTION.

I made a statutory inspection of the St. Charles Hospice, Ottawa, on the 17th April, then finding 24 males and 26 females in residence. This number quite overcrowded the house, as the ordinary beds were all filled, and seven extra ones were made up on the floor. The inmates were all old and infirm, some of them were maimed, others blind, and all appeared to be quite unfit for work. Notwithstanding its crowded condition, the house was exceedingly well kept and bore a tidy and comfortable air. The dinner which was served during my visit, was composed of good wholesome food in sufficient supply.

HOUSE OF PROVIDENCE, GUELPH.

The following is a summary of the operations of this House, in respect to admissions and discharges for the past year:—

Remaining in the House 1st October, 1878	41
Admitted during the year	56
	—
Total number of inmates during the year	97
Discharged during the year	57
Died	1
Remaining in the House on 30th September, 1879	39
	—
	97

These 97 indigent persons were admitted to the House from the undermentioned places, viz:—

From the City of Guelph	51
From the County of Wellington	29
Foreigners, emigrants, etc.	17
	—
	97

Fifty-four of the number were males, and forty-three were females, and, with the exception of five, all were Roman Catholics. Forty-seven were natives of Ireland, thirty-five were Canadians, ten English, one Scotch, and four were from other countries.

The receipts for the year, out of which the House was maintained, were derived from the following sources, viz:—

Province of Ontario	\$1,027 46
From inmates	549 00
Income from property	410 60
From all other sources	950 54
	—
	2,937 60

The expenditures for the same period were, for—

Food of all kinds	\$1,814 88
Clothing and furnishings	432 54
Fuel, light, and cleaning	247 50
Salaries and wages.....	56 95
Ordinary repairs	47 00
Other expenses	270 15
	<hr/>
	2,869 02

The collective stay of the inmates was equal to 14,678 days, which would entitle the House to the following Government grant for the year 1880:—

Allowance for 13,753 days at 5 cents per day	\$687 65
Supplementary aid, 2 cents per day	275 06
	<hr/>
Total grant for 1880.....	962 71

INSPECTION.

I visited the House of Providence in Guelph, on the 13th October, when there were in residence 19 men, 14 women, and 1 child. One of the girls was of weak intellect, and another was a deaf mute, a third was a young, healthy girl, who, apparently, should not have been in a refuge; but it was explained that she had gone astray, and the Sisters were endeavouring to reclaim her.

The bed-rooms, sitting-rooms, and other portions of the House, were found to be very cleanly kept, and the old people seemed to be carefully looked after. The books were examined.

PROTESTANT HOME, ST. CATHARINES, (REFUGE BRANCH).

The following summary shews the operations of the Refuge Branch of this charity.

In residence 1st October, 1878.....	4
Admitted during the year.....	1
	<hr/>
Total number of inmates during the year.....	5
Discharged.....	2
	<hr/>
Remaining in the Home on 30th September, 1879.....	3

Of these 5 inmates, 2 were males and 3 females; all were Protestants, and all were received from the City of St. Catharines. One was a Canadian, 3 were English, and 1 was Scotch.

The receipts and expenditures of this branch of the charity, are included in the accounts of the Orphanage.

The stay of the inmates equalled 1,270 days. The Government grant for the ensuing year will therefore be as under:

Allowance for 1,270 days at 5 cents per day.....	\$63 50
Supplementary aid at 2 cents per day.....	25 40
	<hr/>
Total grant for 1880.....	\$88 90

INSPECTION.

I visited the St. Catharines Protestant Home on the 22nd October, when 3 old people were in the Refuge Branch of the Institution, which was in a well kept condition. I saw all the inmates.

THE HOME, ST. THOMAS.

The following summary shews the operation of this charity during the past official year:—

In residence on 1st October, 1878.....	10
Admitted during year.....	17
	—
Total number in residence.....	27
Discharged during year.....	16
	—
In residence on 30th September, 1879.....	11

Of the 27 persons, 11 were males and 16 females. All but one were Protestants, and were received from the town of St. Thomas, except one. Their nationalities were Canadians, 12; English, 6; Irish, 3; other countries, 6.

The revenue and expenditure of the Home are shewn in the two subjoined statements:—

From the Province of Ontario.....	\$108 57
From the town of St. Thomas	725 00
From payments by inmates	30 00
From subscriptions, donations, etc.....	6 00
From other sources..	142 10
	—
	\$1,011 67

Expenditure.

Food of all kinds.....	\$399 41
Clothing and furnishing.....	67 47
Fuel, light, cleaning, etc.....	102 00
Salaries and wages.....	124 75
Rent.....	200 00
Other expenses, including return of loan of \$150.....	159 14
	—
	\$1,052 77

Five of the 27 inmates were children, for whom Government aid, at 2 cents per day only, will be allowed. Their stay in the House was equal to 510 days, and that of the adults to 3,678. The Government grant for 1880 will therefore be as shewn in the following summary:—

Allowance on 3,678 days' stay of adults at 5 cents per day,	\$183 90
Supplementary aid at 2 cents per day.....	73 56
Allowance on 510 days' stay of children at 2 cents per day,	10 20
	—
Total grant for 1880.....	\$267 66

INSPECTION.

This Home was visited by Mr. Hayes. He reported to me as follows :

“I have the honour to state that, acting under your instructions, I made an inspection of the St. Thomas Home, on the 29th of July. The house occupied is the one you visited last year, and is not well suited for the purposes of the charity. The interior was not as tidy or clean as it might have been, and the lower bed-room, occupied by males, was dirty, and the unmade beds were foul-looking.

“The register kept is not of the proper form, nor does it afford all the information required. It was either incorrectly kept or not written up, for, so far as could be seen from the entries, 13 adults and 1 child should have been in residence; but, according to the statement of the matron, the book should have only shewn a total of 12. I only saw 6 women, 1 child and 4 men, or a total of 11. One man was said to be somewhere in the yard, but I could not wait until he was found.”

ORPHAN ASYLUMS.

During the past year 2,725 children were lodged and cared for in the 21 Orphanages aided by Provincial funds. The names and locations of these Orphanages, and the distribution of the children in the respective Asylums are shewn in the following table:—

NAMES OF ORPHANAGES.	Location.	Number in residence on 1st October, 1878.	Number admitted during the year ending 30th September, 1879.	Total number under lodgment during the year.	Number discharged during the year.	Number of deaths during the year.	Number in residence on 30th September, 1879.
Roman Catholic Orphan Asylum	Toronto	236	235	471	199	16	256
Orphans' Home and Female Aid Society...	"	106	47	153	52	1	100
Girls' Home	"	119	72	191	76	..	115
Boys' Home	"	86	51	137	60	1	76
Newsboys' Lodgings	"	9	197	206	196	..	10
Infants' Home	"	62	123	185	96	23	66
St. Nicholas Home	"	28	72	100	78	..	22
St. Mary's Orphan Asylum	Hamilton	108	47	155	48	3	104
Orphan Asylum	"	25	18	43	15	..	28
Boys' Home	"	67	48	115	30	..	85
Girls' Home	"	61	36	97	35	1	61
Orphans' Home	Kingston	48	21	69	16	..	53
House of Providence Orphan Asylum.....	"	39	39	78	31	1	46
Hotel Dieu Orphan Asylum	"	33	60	93	54	1	38
Orphans' Home	Ottawa	50	31	81	48	..	33
St. Patrick's Orphan Asylum	"	47	27	74	33	..	41
St. Joseph's Orphan Asylum	"	74	57	131	65	..	66
Roman Catholic Orphan Home.....	London.....	84	82	166	69	2	95
Protestant Orphan Home	"	60	56	116	54	..	62
St. Catharines Home	St. Catharines ..	19	14	33	13	..	20
St. Agatha Orphan Asylum	St. Agatha	25	6	31	3	..	28
		*1386	1339	2725	1271	49	1405

* Last year 22 Refuge patients were included in the statistics relating to Orphan Asylums.

The sex, nationality, religion, and previous residence of these 2,725 children are exhibited in the following summaries :

Sex.

Males.....	1,545	
Females.....	1,180	
	—	2,725

Religious denominations.

Protestants of all denouminations.....	1,387	
Roman Catholics.....	1,338	
	—	2,725

Nationalities.

Canadian.....	2,137	
English.....	232	
Irish.....	215	
Scotch.....	53	
United States.....	65	
Other countries, or unknown.....	23	
	—	2,725

Previous residence.

Received from cities in which the Orphanages are located	2,106	
Received from counties in which Orphanages are located.....	127	
Received from other counties in the Province.....	378	
Emigrants and foreigners.....	114	
	—	2,725

The following table exhibits the aggregate stay of the children in the respective asylums, the amount each asylum is entitled to receive, as the first instalment of Government aid, at the rate of one-and-a-half cents per day for each inmate; the amount each Asylum received during the past year towards maintenance, other than the Government grant, and a comparison of one-fourth of such sums with the supplementary Government aid of an additional one-half cent per day, and the total amount each Asylum is entitled to receive as Government aid for 1880:—

NAMES OF ORPHANAGES.	Location.	Aggregate stay of inmates.	Fixed allowance at one and a half cents per day.		Amount received from all sources, other than Government.		One-fourth of such receipts.		Supplementary allowance of half a cent per day.		Total Government grants to Orphanages for the year 1880.	
			\$	c.	\$	c.	\$	c.	\$	c.		\$
Roman Catholic Orphan Asylum	Toronto	88,236	1,323	54	5,877	48	1,469	37	441	18	1,764	72
Orphans' Home and Female Aid Society	"	36,477	547	15	4,829	54	1,214	88	182	39	729	51
Girls' Home	"	43,736	656	04	3,280	76	820	19	218	68	874	72
Boys' Home	"	29,409	441	14	2,332	61	583	15	147	04	588	18
Newsboys' Lodgings	"	5,579	83	68	2,146	37	536	59	27	99	111	58
Infants' Home	"	20,904	313	56	3,675	28	918	82	104	52	4,618	08
St. Nicholas' Home	"	8,805	132	08	2,680	69	670	17	44	02	176	10
St. Mary's Orphan Asylum	Hamilton	38,907	583	60	4,763	62	1,190	91	194	54	778	14
Orphan Asylum	"	8,399	125	99	2,922	34	730	58	41	99	167	98
Boys' Home	"	25,479	382	18	2,206	42	551	61	127	40	509	58
Girls' Home	"	22,016	230	24	1,984	48	496	12	110	08	440	32
Orphans' Home	Kingsston	18,380	275	70	2,762	91	690	72	91	90	367	00
House of Providence Orphan Asylum	"	18,431	276	47	+	+	+	+	92	15	368	62
Hotel Dieu Orphan Asylum	"	16,473	247	69	1,620	00	255	00	82	37	329	46
Orphans' Home	Ottawa	13,786	206	79	1,928	09	482	63	68	93	275	72
St. Patrick's Orphan Asylum	"	16,536	248	04	+	+	+	+	82	68	330	72
St. Joseph's Orphan Asylum	"	25,093	376	40	3,229	80	807	44	125	46	501	86
Roman Catholic Orphan Asylum	London	31,477	472	15	8,195	56	2,986	39	157	39	629	54
Protestant Orphan Home	"	21,412	321	18	**	**	+	+	107	06	428	24
St. Catharines Home	St. Catharines	7,885	118	28			329	95	39	42	157	70
St. Agatha Orphan Asylum	St. Agatha	8,952	134	28	864	99	216	24	44	76	179	04
		506,372	7,595	58	59,800	68	14,950	17	2,531	86	10,327	44

* Includes receipts of the Home for Aged Women.
 † Included with House of Providence.
 ‡ Included with Refuge Branch.
 § Includes receipts of Refuge Branch.

|| Includes receipts of Refuge Branch
 ** Included with Home for Aged and Friendless.
 †† This includes a supplementary allowance of \$200 in respect of the Infirmary Branch of the Infants' Home.

The following table shews the gross expenditure of each asylum for maintenance during the past year, and the daily cost per inmate.

NAMES OF ORPHANAGES.	Location.	Aggregate days' stay of Inmates.	Total expenditure for the year 1873,	Cost of each inmate per day.
			£ c.	cts.
Roman Catholic Orphan Asylum.....	Toronto.....	88,236	7,636 00	08 $\frac{3}{4}$
Orphans' Home and Female Aid Society.....	do.....	36,477	4,932 43	13
Girls' Home.....	do.....	43,736	3,655 82	08
Boys' Home.....	do.....	29,409	3,769 72	12 $\frac{3}{4}$
Newsboys' Lodgings.....	do.....	5,579	1,978 89	35 $\frac{1}{2}$
Infants' Home.....	do.....	2,904	4,161 06	20
St. Nicholas' Home.....	do.....	8,805	2,817 64	32
St. Mary's Orphan Asylum.....	Hamilton.....	38,907	5,558 14	14 $\frac{1}{4}$
Orphans' Asylum.....	do.....	8,399	*2,667 12	** 18
Boys' Home.....	do.....	25,479	3,084 24	12
Girls' Home.....	do.....	22,016	2,481 35	11 $\frac{3}{4}$
Orphans' Home.....	Kingston.....	18,380	3,320 56	18
House of Providence Orphan Asylum.....	do.....	18,431	†.....
Hotel Dieu Orphan Asylum.....	do.....	16,473	1,976 91	12
Orphans' Home.....	Ottawa.....	13,786	2,273 20	16 $\frac{1}{2}$
St. Patrick's Orphan Asylum.....	do.....	16,536	‡.....
St. Joseph's Orphan Asylum.....	do.....	25,093	3,727 68	14 $\frac{3}{4}$
Roman Catholic Orphan Home.....	London.....	31,477	§ 12,894 46	** 31 $\frac{1}{4}$
Protestant Orphan Home.....	do.....	21,412
St. Catharines Home.....	St. Catharines...	7,885	§ 1,435 88	** 15 $\frac{3}{4}$
St. Agatha Orphan Asylum.....	St. Agatha.....	8,952	1,113 06	12 $\frac{1}{2}$
		506,372	69,484 16

* Includes expenditures of Aged Women's Home.

† Included with House of Providence.

‡ Included with St. Patrick's Refuge.

§ Includes expenditures of Refuge branch.

|| Included with Aged and Friendless, London.

** These averages are based on the days' stay of inmates in both the Orphanage and Refuge branches.

SEPARATE INSPECTION REPORTS UPON ORPHAN
ASYLUMS.

ROMAN CATHOLIC ORPHAN ASYLUM, TORONTO.

The following summary shews the operations of this Asylum during the year:—

Number in residence on 1st October, 1878	236
Admitted during the year	235
	471
Total number in residence	471
Discharged during the year.....	199
Died	16
Remaining in residence on 30th September, 1879	256
	471

The statistical information regarding these children, is as follows:—Sex, Male, 235; Female, 236. Religious denominations, Roman Catholics, 438; Protestants, 33. Nationalities, Canadian, 418; English, 11; Irish, 17; other countries, 25. Places admitted from:—City of Toronto, 344; County of York, 25; other counties, 81; emigrants, etc., 21.

The receipts of the Institution during the year, including the Government grant of \$1,762.52, were \$7,640.00, and the expenditures incurred were \$7,636.00.

The collective stay of the inmates was 88,236 days, entitling the Institution to receive the sum of \$1,764.72, as Government aid for the year 1880.

INSPECTION.

Mr. Hayes visited this Orphanage according to my instructions. He reported to me as under:—

“I inspected the Orphanage of the House of Providence, Toronto, on the 30th October. I visited the school, work and dining rooms, and dormitories used for the Orphanage purposes. They were very clean and nicely kept.

“By the register it appeared that 266 children were being cared for, about forty of the younger ones being at ‘Sunnyside,’ leaving 226 in the main Orphanage. The children, who were in the school and work rooms at the time of my visit, were comfortably dressed, and seemed to be properly looked after.

“On the 31st October I visited the branch orphanage carried on at a house known as ‘Sunnyside,’ situated on the Lake Shore Road, near the Humber Bay. To this house all the younger children are sent from the House of Providence. I found thirty-seven in residence, their ages ranging from a few months to four and five years. Five adult females and two males, were also in residence.

“The house, which is an old fashioned rough-cast one, and rather rambling in construction, is not well suited for the purposes of a charity of this kind. The

grounds attached to it are large, and in summer make a very good play ground for the children. The site is a most healthy one. The house was not very tidy, but of course, extreme neatness and cleanliness could hardly be expected, considering the character of the inmates."

ORPHANS' HOME AND FEMALE AID SOCIETY, TORONTO.

The following summary shews the operations of this Institution during the past year:—

Number in residence on 1st October, 1878	106
Admitted during the year	47
	153
Total number in residence during year	153
Number discharged	52
Died	1
In residence on 30th September, 1879	100
	153

The statistical information regarding these 153 children, is as follows:—Sex—Male, 93; Female, 60. Religious denominations—Protestant, 153. Nationalities—Canadian, 121; English, 18; Irish, 7; Scotch, 4; other countries, 3. Places admitted from—City of Toronto, 124; Province of Ontario, 29.

The expenditure incurred in maintaining the Home during the year was \$4,932.43 and the receipts during the same period were \$5,620.56, including the Government grant of \$761.02.

The aggregate stay of the children lodged was 36,477 days, entitling the Institution to receive the sum of \$729.54, as the Government grant for 1880.

INSPECTION.

The following is the report made by Mr. Hayes of his inspection of this Orphan Asylum:—

"I have the honour to state that, in accordance with your directions, I visited the Orphans' Home, Toronto, on the 17th October. The names of 58 boys and 42 girls appeared on the register, making a total of 100 children. I saw them all. They were generally clean and healthy-looking. The girls are employed in knitting, sewing, and general housework, and the boys in cleaning boots and knives, cutting wood, etc. It would be well if the managers of the Charity could provide some light, regular employment for the elder boys, which would tend to the promotion of habits of industry, and might, perhaps, return some small revenue.

"On application to the managers to the City School Board, a teacher was appointed by that body to take charge of the school in the Home. The system has been in operation since January last, and is said to work well.

"All parts of the building were inspected, and found to be in excellent order. The dormitories were well aired, and the beds comfortable and clean. The appearance of the latter has been much improved by being covered with white quilts, on which the initials of the Institution are tastefully worked.

"There appears to be a want of means of escape from the upper dormitories in the event of an out-break of fire; also of any extinguishing appliances in the

interior of the House. The managers would do well to consider how these defects could be remedied.

“The register is well kept, but was not completely balanced off at the close of the official year just ended.”

GIRLS' HOME, TORONTO.

The following summary shews the operations of this Home during the year:—

In residence on 1st October, 1878.....	119
Admitted during year.....	72
	191
Total number in residence.....	191
Discharged during year.....	76
In residence on 30th September, 1879.....	115
	191

The statistical information regarding these children is as follows:—Sex—Male, 69; Female, 122. Religious denominations—Protestants, 189; Roman Catholics, 2. Nationalities—Canadian, 173; English, 10; Irish, 5; other countries, 3. Places admitted from—City of Toronto, 186; County of York, 5.

The receipts of the Institution during the year, including the Government grant, of \$847.82, were \$4,128.58, and the expenditures incurred in maintaining the Home were \$3,655 82.

The collective stay of the inmates was \$43,736 days, entitling the Institution to receive the sum of \$874.72, as Government aid for the year 1880.

INSPECTION.

I directed Mr. Hayes to visit this charity. His report is annexed:—

“I have the honour to report that on the 20th October, I visited the Girls' Home, Toronto. All parts of the building and its furnishings were scrupulously clean.

“I examined the books. The register had not been balanced off to correspond with the return made to Government at the close of the official year. I left a message for the Secretary, asking that this might be done, and I also pointed out that there was a difference between the number of children in residence on the 30th September as shewn by the register, and the number entered in the annual return.

“There were 118 children in the Home on the day of my inspection, 35 of whom were boys.

The elder children were in school; the others were in the nursery and playground. They all appeared to be healthy, and I was informed that there had been scarcely any illness amongst the children during the past year.”

BOYS' HOME, TORONTO.

The following summary shews the operations of this Home during the year:—

In residence on 1st October, 1878.....	86
Since admitted.....	51
	137
Total number during the year.....	137

Discharged	60
Died	1
In residence on 30th September, 1879	76
	137

The statistical information regarding these boys is as follows:—Religious denominations—Protestant, 136; Roman Catholic, 1. Nationalities—Canadian, 99; English 24; Irish, 2; other countries, 12. Places admitted from—City of Toronto, 104; County of York, 6; other counties, 13; other countries, etc., 14.

The receipts of the Home during the year, including the Government grant of \$624.98, amounted to \$3,457.59, and the expenditures incurred on account of maintenance were \$3,769.72.

The collective stay of the inmates was equal to 29,409 days, entitling the Institution to receive the sum of \$588.18, as Government aid for the year 1880.

INSPECTION.

The statutory inspection of this Home was, at my desire, made by Mr. Hayes. His report is as follows:—

“I have the honour to state that I inspected the Boys’ Home, Toronto, on the 20th October. The register was examined, and found to be very accurately and nicely kept. It had been properly balanced off at the end of the official year.

“The premises were in good order throughout. The beds were models of tidiness and comfort, and the dormitories were clean and well-ventilated.

“Seventy-four boys were being cared for. I saw them all at dinner. That meal consisted of meat soup, with plenty of vegetables and bread. The youngsters seemed to be in good health, and were as well clad and as clean in appearance as it is possible to keep young and active lads.”

THE NEWSBOYS’ LODGINGS, TORONTO.

The following summary shews the operations of this Institution during the past official year:—

Remaining in residence on 1st October, 1878	9
Since admitted	197
	206
Total in residence during year	206
Discharged	196
In residence on 30th September, 1879	10
	206

The statistical information respecting these lads is as follows:—Religion—Protestants, 155; Roman Catholics, 51. Nationalities—Canadian, 155; English, 33; Irish, 5; Scotch, 4; other countries, 9. Places admitted from—City of Toronto, 108; County of York, 2; other counties and places, 96.

The income of the Institution during the year, inclusive of the Government grant of \$240, was \$2,386.37, and the expenditures were \$1,978.89.

The collective period of residence of the boys was 5,579 days, which will entitle the Institution to a Government grant of \$111.58 for 1880.

INSPECTION.

These Lodgings were visited by Mr. Hayes, who made the following report to me:—

“I beg to state that on the 20th October I, in obedience to your directions, inspected the Newsboys’ Lodgings. An examination of the register shewed that only two of the boys who were in the Lodgings on the 30th September, 1878, had remained continuously in residence for twelve months. Since the 30th September 1879, when 10 boys were in the House, 17 had been admitted and 13 discharged, leaving 14 in residence on the evening previous to my inspection.

“The appearance of the interior premises has been much improved by their having been painted throughout. The work was done by the Superintendent and one of the boys. The outside of the house has also been painted.

“The dormitories and other departments were in a satisfactory condition. A rope ladder is now kept in the rear dormitory, as recommended by you, for use in case of fire.”

THE INFANTS’ HOME, TORONTO.

The operations of this Home during the year are shewn in the following summary:—

	Mothers.	Infants.	Total.
Number of mothers and infants remaining in the Home on the 1st October, 1878.....	19	43	62
Admitted during the past year	46	77	123
	—	—	—
Total number during the year.....	65	120	185
Discharged during the year.....	47	49	96
Died	—	23	23
Remaining in the Home 30th September, 1879	18	48	66
	—	—	—
	65	120	185

All the infants except two were born in Canada, and the religious denomination of the mothers of 99 is stated to be Protestant, and of 21, Roman Catholic. The places the infants were admitted from are as under:—City of Toronto, 118; County of York, 0; other counties and places, 2. The statistical information regarding the 65 mother nurses in residence during the year is as follows:—Religious denominations—Protestant 47; Roman Catholic, 18. Nationalities—Canadian, 36; English, 13; Irish, 12; Scotch, 3; other countries, 1. Places received from—City of Toronto, 38; County of York, 1; other counties and places, 26. The receipts of the Home during the year were \$4,117.42, and the expenditures during the same period amounted to \$4,161.06.

The collective stay of the mother nurses and children equalled 20,904 days. The Home will therefore be entitled to a grant of \$418.08, in addition to which \$200 has been granted in respect of Infirmary work.

INSPECTION.

I instructed Mr. Hayes to inspect this Home. He did so, and reported as follows:—

“I beg to state that on the 31st October I visited the Infants’ Home. There were then 44 infants and 20 mother nurses under accommodation.

“The premises were clean and in fairly good order, although rather overcrowded. I believe that during the year several additions were made to the building fund, and it is to be hoped that this fund will soon be considerably augmented, so that the Managers of this Charity may be enabled to provide a more suitable place in which to carry on the work of the Home.

“A good many of the infants were entered on the infirmary list as being under the Doctor’s care. An examination of the books showed that during the year ending 30th September last, the death rate was 19 per cent., against 33 per cent. and 40 per cent. respectively in the two preceding years.”

ST. NICHOLAS HOME, TORONTO.

The operations of the Home during the official year ending 30th September 1879, are shewn in the following summary:—

In residence on 1st of October, 1878	28
Admitted during year	72
	100
Total number of inmates during year	100
Discharged	78
In residence on 30th September, 1879.....	22
	100

The statistical information regarding these lads is as follows:—Religious denominations—Protestants, 3; Roman Catholic, 97. Nationalities—Canadian, 75; English, 9; Irish, 9; other countries, 7. Places received from—City of Toronto, 98; other places, 2.

The revenue of the Home during the year was \$2,879.05 and the expenditure amounted to \$2,817.64.

The collective stay of the boys was 8,805 days. The Home will be entitled, to Government aid to the extent of \$176.10.

INSPECTION.

Mr. Hayes visited this Charity. His report is given hereunder:—

“I have the honour to state that on the 20th October, I visited the St. Nicholas Home, as directed by you. I went over that portion of the building used for the purposes of the Home, and found it to be very neat and clean. The dormitory was well aired, and the bedding in good order. No addition has been made to the building as recommended by you.

“The register is properly kept, the directions you gave being followed. Twenty-two boys were in the Home on the evening of the 30th September last, since which date, 3 were admitted and 1 discharged, leaving the names of 24 boys on the books on the day of my visit. None of these boys were seen, as they were all out at work.”

ST. MARY’S ORPHAN ASYLUM, HAMILTON.

The following summary shews the operations of this Asylum during the year:—

In residence on 1st October, 1878	108
Admitted during year	47
	155
Total number of inmates.....	155

Discharged.....	48
Died.....	3
In residence on 30th September, 1879.....	104
	155

The statistical information respecting these 158 children is as follows:— Sex—male, 77; female, 78. Religious denominations—Roman Catholic, 154; Protestant, 1. Nationalities—Canadian, 149; Irish, 3; American, 3. Places received from—City of Hamilton, 95; County of Wentworth, 5; other counties and countries, 55.

Including the Government grant of \$863.26, the revenue of the Asylum during the year amounted to \$5,626.88, and the expenditures to \$5,558.14.

The collective period of residence of these orphans was 38,907 days. The Government grant for 1880 will therefore be \$778.14.

INSPECTION.

I made a statutory inspection of the St. Mary's Orphan Asylum on the 22nd October. The house, in all its departments was found in a thoroughly clean and orderly state, with great neatness prevailing in the dormitories.

The names of 104 inmates appeared on the register. With the exception of a few absent on leave, all these children were seen. They were well and comfortably clad and had a very clean and healthy look. During the past official year, no less than 47 boys and girls had been placed out, chiefly in the country.

I was glad to learn that the overcrowding in this institution, respecting which I had found it necessary to refer to, will shortly be remedied. The Rev. Father McNulty of Caladonia, has, at an expense of upwards of \$10,000, purchased and placed at the disposal of the Community, a large brick house in Dundas, formerly occupied as a Wesleyan College. The generosity and benevolence of the worthy Father are the more striking when it is known that he has given all that he is possessed of in order to provide a home for the poor and the orphaned in the diocese of Hamilton. The house referred to is being fitted up for the purposes of the charity, and it is expected that it will be all ready for occupation about the beginning of April next. It is then intended to send the boys (and the old people now in the St. Vincent Home) to the Dundas branch, which will leave ample room in the parent institution in Hamilton for the girls. It is sincerely to be hoped that the public will be stimulated by the generous act of Father McNulty, and that the community will be liberally assisted in their good work.

The books were examined and found to be kept in a correct manner.

PROTESTANT ORPHAN ASYLUM, HAMILTON.

The following summary shews the operations of this Asylum during the year:

In residence 1st October, 1878	25
Since admitted	18
	43
Total number of inmates during year	43
Discharged	15
In residence 30th September, 1879	28
	43

The statistics concerning these 43 orphans are as follows:—Sex—male, 29; female, 14. Religious denominations—Protestant, 43. Nationalities—Canadian, 20; English, 11; Irish, 8; Scotch, 4. Places admitted from—City of Hamilton, 43.

The collective stay of the children was 8,399 days, which will entitle the Institution to a statutory allowance of \$167.98 for 1880.

INSPECTION.

I inspected this orphanage on the 6th October, finding in residence 28 children. They all seemed to be well looked after, were neat and tidy in dress and healthy in appearance. The house is comfortable and well kept.

The books were examined, and found to be properly kept, and corresponded with the returns made to my department. The Orphanage is therefore entitled to the statutory aid provided for under the Act.

BOYS' HOME, HAMILTON.

The following summary shews the operations of this Home during the year:—

In residence on 1st October, 1878	67
Since admitted.	48
	115
Total number of inmates during year	115
Discharged	30
In residence on 30th September, 1879	85
	115

These 115 boys were all Protestants, and all except one were admitted from the City of Hamilton. Their nationalities are returned as follows:—Canadian, 38; English, 36; Irish, 10; Scotch, 27; other countries, 4.

The receipts of the Home during the year were \$2,846.42, and the expenditures were \$3,084.24.

The aggregate period of residence of the inmates was 25,479 days, entitling the Home to receive the sum of \$509.58 as Provincial aid for 1880.

INSPECTION.

A statutory inspection of this Home was made by me on the 22nd October. There were then in residence 86 boys, being a larger number than at the time of any previous visit. It has been found necessary to increase the number of beds, in order to meet the demand made for them. To this end, the attic rooms were being finished at the time of my visit. When this is done, two large dormitories, with space for fifty additional beds, will be furnished. A good many of the boys were sleeping three in a bed. I saw all the inmates, with one exception. They were healthy looking, and appeared to be well cared for in all respects. They are taught in a school kept in the house, two teachers being in charge.

During the past year, 9 of the boys were placed, out. Of the 86, only one was an orphan, the others being half-orphans or abandoned and neglected children.

The condition of the house was as satisfactory as could be expected, having regard to the alterations and structural additions in progress.

GIRLS' HOME, HAMILTON.

The operations of this Home are shewn in the summary given below:—

In residence on 1st October, 1878.....	61
Since admitted.....	36
	97
Total number of inmates.....	97
Discharged.....	35
Died.....	1
In residence 30th September, 1879.....	61
	97

All these inmates were girls, and all were Protestants. Their nationalities were:—Canadian, 65; English, 29; Irish, 2; Scotch, 1. With the exception of two, all the children were admitted from the City of Hamilton.

The revenue of the Home during the year was \$2,500.72, and the expenditure equalled \$2,481.35.

The aggregate period of residence of the 97 children was 22,016 days. The Government grant for 1880 will be \$440.32.

INSPECTION.

I visited and inspected the Girls' Home on the 5th October.

I passed through the whole premises, and found every part in good order and exceedingly clean and well kept. The appearance of the children was satisfactory, both in respect to dress and cleanliness of person.

A school is conducted in the house, and the same hours of study followed as in the common schools. At the time of my visit, the names of 50 scholars were on the roll.

The register is kept in the prescribed form. The Home is entitled to receive aid under the provisions of the Charity Aid Act.

ORPHANS' HOME, KINGSTON.

The following summary shews the operations of this Institution during the year:—

In the Home on 1st October, 1878.....	48
Admitted during the year.....	21
	69
Total number in residence.....	69
Discharged.....	16
In residence on 30th September, 1879.....	53
	69

The following statistical information is returned to me respecting the 69 children:—Sex—male, 36; female, 33. Religion—Protestants, 69. Nationalities—Canadian, 59; English, 8; Irish, 2. Places admitted from—City of Kingston, 66; other places, 3.

The revenue of the Home during the year was \$3,402.91, including the Government grant, and the expenditure was \$3,320.56.

The total stay of the children was 13,380 days, consequently the Government grant for 1880 will be \$367.60.

INSPECTION.

I made an inspection of the Orphans' Home, Kingston, on the 12th April. I found that a new Superintendent and Matron had been appointed on the previous 13th July, who, judging from the condition of the house and the good discipline prevailing in every department, thoroughly understood their duties. The dormitories were found in a particularly clean and orderly state, the beds were nicely made up, and the whole house had an air of tidiness and neatness which formerly did not exist. Having had to reflect on the condition of the house at my previous visits, I have now the greater pleasure in reporting the marked and commendable improvement which I found.

There were 31 boys and 21 girls in residence. They had a healthy and cheerful look, and their appearance denoted that they were well cared for. I saw the dinner served; the food was good, wholesome and abundant.

A register of the regulation pattern is now kept, and it affords all the information respecting the inmates required by the Act. A few instructions regarding the method of keeping it were recorded for the guidance of the Secretary.

I was informed that the Lady Managers had under consideration the question of erecting an addition to the house, so as to provide some much-needed structural requisites.

ORPHANAGE OF THE HOUSE OF PROVIDENCE, KINGSTON.

The following summary shews the operations of this Orphanage during the year:—

In residence on 1st October, 1878.....	39
Admitted during year.....	39
	—
Total number in residence.....	78
Discharged during year.....	31
Died.....	1
Remaining in residence on 30th September, 1879.....	46
	—
	78

The statistical information regarding these children is as follows:—Sex—males, 76; female, 2. Religion—Roman Catholic, 71; Protestants, 7. Nationalities—Canadian, 14; English, 8; Irish, 51; Scotch, 1; other countries, 4. Places admitted from—City of Kingston, 41; County of Frontenac, 4; other counties and places, 33.

The receipts and expenditures of this Orphanage are included with those of the House of Providence and cannot well be shewn separately.

The collective period of residence of the above-indicated children, was 18,431 days. The Orphanage will therefore be entitled to draw Provincial aid to the extent of \$368.62.

INSPECTION.

I made a statutory inspection of the Orphanage on the 18th April, when the names of 43 children appeared on the register, but of these I only saw 40. They

appeared to be well looked after, and were particularly clean and neat-looking in their persons.

The improvement in the mode of heating the wards of the Refuge for adults extends to the Orphanage also. The Orphanage was in excellent order.

I again brought to the notice of the managers the desirableness of removing the Orphanage from its connection and association with the House of Providence.

HOTEL DIEU ORPHAN ASYLUM, KINGSTON.

The following summary shews the operations of this Asylum during the official year:—

In residence on 1st October, 1878.....	33
Since admitted.....	60
	—
Total number of inmates during year.....	93
Discharged.....	54
Died.....	1
In residence on 30th September, 1879.....	38
	—
	93

The statistical information respecting these 93 children is as follows:—Sex—males, 3; females, 90. Religious denominations—Roman Catholic, 89; Protestant, 4. Nationality—Canadian, 86; American, 7. Places admitted from—City of Kingston, 57; County of Frontenac, 7; other countries and places, 29.

The income of the Asylum during the year amounted to \$1,282.40, and the expenditures on account of maintenance to \$1,976.91.

The collective stay of the inmates was equal to 16,473 days, thus entitling the Institution to Provincial aid for 1880 to the extent of \$329.46.

INSPECTION.

I visited this Orphanage on the 12th April, finding it as usual in excellent order and a model of neatness. The space allocated in the Hotel Dieu building for the Orphanage is somewhat limited, and the dormitory, which is a large associated one, has also to be used for a sitting and play room. Its position also on the third flat, and the want of a play-ground, greatly restricts the means of airing and exercise which should be extended to the children, and which, of course, are not improved by the room being over the hospital. In addition, the place is overcrowded.

For these reasons, it is very desirable that other and more suitable quarters should be provided for the Orphanage.

The inmates, of whom there were 33, were all girls. They were particularly neat and clean in their personal appearance, and their wants were evidently well looked after by the sisters in charge.

ORPHANS' HOME, OTTAWA.

The following summary shews the operations of this Home during the year:—

In residence on 1st October, 1878.....	50
Since admitted.....	31
	—
Total number of inmates during year.....	81

Discharged	48
In residence on 30th September, 1879	33
	—
	81

Statistical information respecting the inmates is returned to me as follows: Sex—male, 37; female, 44. Religious denominations—Protestant, 81. Nationalities—Canadian, 61; English, 8; Irish, 5; American, 7. Places admitted from—City of Ottawa, 65; County of Carlton, 10; other counties and places, 6.

The revenue of the Home for the year was \$2,408.09, and the expenditures incurred during the same time were \$2,273.20.

The collective period of residence of the children was equal to 13,786 days, the Government grant for 1880 will therefore be \$275.72.

INSPECTION

I visited this Home on the 24th September, inspected every portion thereof, and saw all the inmates. The condition of the Institution was satisfactory. It was clean, and well kept, and order and neatness prevailed.

On the day of my visit, 32 children were in residence. The reduced number of inmates is accounted for by the fact that a great many children have been placed in homes during the summer. The children, whom I saw, were neatly dressed, and were clean and tidy-looking. The fact that only one child was in bed speaks well for the good health of the House.

The books of record were examined.

ST. PATRICK'S ORPHAN ASYLUM, OTTAWA.

The following summary shews the operations of this Asylum, during the official year:—

In residence 1st October, 1878	47
Since admitted.....	27
	—
Number of inmates during year	74
Discharged	33
In residence 30th September, 1879	41
	—
	74

The statistical information, regarding the 74 inmates, is as follows:—Sex—male, 39; female, 35. Religious denomination—Roman Catholic, 74. Nationalities—Canadian, 13; English, 2; Irish, 57; Scotch, 2. Places admitted from—City of Ottawa, 56; County of Carleton, 6; other counties of Ontario, 12.

The receipts and expenditures of this Orphanage are included with those of the St. Patrick's Refuge.

The collective stay of the children was equal to 16,536 days. Based on this, the Government grant to the Asylum, for 1880, will be \$330.72.

INSPECTION.

Statutory inspection of this Orphan Asylum was made on the 24th September, on which day there were 42 children registered as being inmates of the

Institution. I only saw 35 of this number, the rest were said to be either at the Dominion Exhibition, or absent elsewhere with leave. Nine of the 35 were infants, from two to five years of age, and 19 were receiving instruction in the school-room. They were all healthy-looking, and seemed to be well attended to in all respects.

ST. JOSEPH'S ORPHAN ASYLUM, OTTAWA.

The operations of this charity are shewn in the following summary:—

In residence on 1st October, 1878	74
Since admitted	57
	131
Total number of inmates during year.....	131
Discharged	65
In residence on 30th September, 1879	66
	131

The statistical information respecting the inmates is as follows:—Sex—male, 54; female, 77. Religious denomination—Roman Catholic, 131. Nationalities—Canadian, 115; English, 2; Irish, 14. Places received from—City of Ottawa, 120; County of Carleton, 9; other places, 2.

The receipts of the Institution for the year were \$3,723.46, and the expenditures during that time were \$3,727.68.

The entire period of residence of the children was 25,093 days, thus entitling the Asylum to receive the sum of \$501.86 as Government aid for 1880.

INSPECTION.

As required by the Statute, I made an inspection of the above-named Asylum, on the 24th September. An examination of the register shewed that 130 children had received the benefits of this Charity since the previous 1st October, that a considerable number of them had been placed out or otherwise removed, and that 66 were still in residence on the day of my visit. I saw 65 of these children, not one of whom was confined to bed, all appeared healthy-looking and comfortably clad.

The Asylum is still over-crowded, and is lacking in many structural requisites which cannot be provided in the present building. The community are very anxious to build, but have not the funds.

The books of record furnished all requisite information.

ROMAN CATHOLIC ORPHANS' HOME, LONDON.

The operations of this Orphanage are shewn in the following summary:—

In residence on 1st October, 1878	84
Since admitted	82
	166
Number of inmates during year	166
Discharged	69
Died	2
In residence on 30th September, 1879	95
	166

The statistical information regarding these 166 persons is as follows:—Sex—male, 84; female, 82. Religious denominations—Roman Catholics, 160; Protestant, 6. Nationalities—Canadian, 159; Irish, 4; American, 3. Places admitted from—City of London, 111; County of Middlesex, 14; other counties and places, 41.

The receipts, including the Government grant, and the expenditures were \$12,895.23 and \$12,894.46 respectively.

The collective period of residence of the 166 children was 31,477 days, thus entitling the Asylum to a Government grant of \$629.54.

INSPECTION.

I inspected this Orphanage on the 24th November, on which day the names of 92 children were on the register, 88 of whom I saw. Nearly all these children were in the school, which is conducted by one of the Sisters. The appearance of the children denoted that they were well cared for, both as regards their clothing and other bodily comforts.

The dormitories were visited, and found to be tidily kept, and very cheerful-looking.

THE PROTESTANT ORPHANS' HOME, LONDON.

The operations of this charity are shewn in the following summary:—

In the Home on 1st October, 1878	60
Admitted during year.....	56
	116
Total number of inmates.....	116
Discharged	54
In residence on 30th September, 1879	62
	116

The statistical information respecting the children in residence is as follows:—Sex—male, 70; female, 46. Religious denominations—Protestant, 116. Nationalities—Canadian, 103; English, 10; other countries, 3. Places admitted from—City of London, 116.

The receipts and expenditures of this Home are included with those of the Home for the Aged and Friendless, London.

The total stay of the children equalled 21,412 days, entitling the Institution to receive \$428.24, as Provincial aid for 1880.

INSPECTION.

At my visit to this Orphanage on the 24th November, the house was found to be in excellent order, with great cleanliness and neatness prevailing, and evidences of good management apparent. The dormitories were very tidy and the beds comfortable.

The names of 45 boys and 19 girls were on the roll. I saw 62 of them. The children, as a rule, were healthy and clean-looking. Thirty-seven of the number were attending school, taught on the premises; the others were too young for instruction.

PROTESTANT HOME, ST. CATHERINES.

The operations of the Orphanage branch of this Charity are shewn in the annexed summary:—

In residence on 1st October, 1878	19
Since admitted	14
	—
Total number of inmates	33
Discharged	13
In residence on 30th September, 1879	20
	—
	33

The statistical information respecting these 33 children is as follows: Sex—male, 14; female, 19. Religious denomination—Protestants, 33. Nationality—Canadian, 30; Scotch, 3. Places admitted from—City of St. Catherines, 30; other places, 3.

The revenue and expenditure of the Home during the year amounted to \$1,549.07, and \$1,435.88 respectively. The receipts and expenses connected with the Refuge branch of this Home are also included in these sums.

The total stay of the children was equal to 7,885 days, consequently the Government grant for 1880 in their behalf will be \$157.70.

INSPECTION.

I visited the Protestant Home, St. Catherines, on the 22nd October, when I found 19 boys and 5 girls in the Orphanage branch, all of whom I saw.

No school is kept on the premises, but what, in my opinion, is better, the children are sent to the Common schools of the city.

The affairs of the Home are looked after by a matron and a nurse.

ST. AGATHA'S ORPHAN ASYLUM, ST. AGATHA.

The following summary shews the operations of this Asylum during the past year:—

In residence on 1st October, 1878	25
Since admitted	6
	—
Total number of inmates during the year	31
Discharged	3
In residence on 30th September, 1879	28
	—
	31

The statistical information relating to these children is as follows: Sex—male, 16; female 15. Religious denomination—Roman Catholic, 31. Nationalities—Canadian, 30; American, 1. Places admitted from—Village of St. Agatha, 5; County of Waterloo, 24; other counties and countries, 2.

The revenue of the Asylum was \$789.79, including the Government grant of \$185.12, and the expenditures were \$1,113.06.

The total stay of the children was equal to 8,952 days, which will entitle the Asylum to a grant of \$179.04, for 1880.

INSPECTION.

Mr. Hayes, at my desire, visited this Institution, and made the following report thereupon:—

“I have the honour to state that I inspected the St. Agatha’s Orphan Asylum on the 1st August, 1879. An examination of the register, which is now kept according to the Government form, shewed that since the close of the official year, when 25 children were being cared for, 6 had been admitted and 3 discharged, leaving 28 in residence on the day of my visit. I saw all these children, who were neatly and cleanly dressed, and had every appearance of being in the best state of health.

“The building was as usual in excellent order, with cleanliness and good ventilation everywhere prevailing. The dormitories were very tidy and the beds comfortable. Since my last inspection, the school-room, in which children from the neighborhood are also taught, has been refurnished.”

MAGDALEN ASYLUMS.

The operations of the Magdalen Asylums receiving aid from the Province, in respect to admission, discharges, deaths, etc., are shewn in the table given hereunder:

NAMES OF ASYLUMS.	Location.	Number of persons in residence on 1st October, 1878.	Number admitted during the year ending 30th September, 1879.	Total number under lodgment during the year.	Number discharged during the year.	Number of deaths during the year.	Number in residence on 30th September, 1879.
Magdalen Asylum	Toronto	23	86	109	74	2	33
Good Shepherd Refuge for Fallen Women.....	“ ..	17	36	53	30	23
Home for the Friendless	Hamilton ...	13	97	110	93	17
Good Shepherd Magdalen Hospital	Ottawa	86	64	150	60	2	88
		*139	283	422	257	4	161

*On the 1st October, 1878, 14 women were in the Refuge for Fallen Women, Ottawa, which institution has since been closed.

The statistical information respecting the 422 inmates of these Institutions is shewn in the following summaries:—

Religious denomination.

Protestants of all Denominations	167
Roman Catholics	255
	422

Nationalities.

Canadian	141
English	65
Irish	179
Scotch	15
United States	14
Other countries or unknown	8
	422

Previous residence.

Received from cities in which Institutions are situated	242
Received from counties in which Institutions are situated	100
Received from other counties in the Province	65
Foreigners or unknown	15
	422

The following table shews the aggregate stay of the inmates of each Asylum, the revenue received, and the amount of the Government grant due to each institution for 1880.

NAMES OF ASYLUMS.	Aggregate days' stay of Inmates.	Amounts received from all sources other than Government.	Government grant for 1880 at the rate of 2 cents per day.
		\$ c.	\$ c.
Magdalen Asylum, Toronto.....	12,424	3,133 11	248 48
Good Shepherd Refuge for Fallen Women, Toronto.....	7,132	4,638 69	142 64
Home for Friendless, Hamilton.....	6,887	1,918 22	137 74
Good Shepherd Magdalen Hospital, Ottawa.....	39,981	4,400 38	799 62
Women's Christian Association, London.....	8,526	5,079 45	170 52
	74,950	19,169 85	1,499 00

The total expenditures incurred in maintaining the respective asylums, and the average daily cost of each inmate are given in the annexed table :—

NAMES OF ASYLUMS.	Aggregate days' stay of inmates.	Total expenditures during the year	Cost each inmate per day.
		\$ c.	cts.
Magdalen Asylum, Toronto.....	12,424	4,315 89	34 $\frac{1}{2}$
Good Shepherd Refuge for Fallen Women, Toronto.....	7,132	4,764 37	66 $\frac{1}{2}$
Home for the Friendless, Hamilton.....	6,887	2,172 61	31 $\frac{1}{2}$
Good Shepherd Magdalen Hospital, Ottawa.....	39,981	6,385 51	16
	66,424	17,638 38	26 $\frac{1}{2}$

SEPARATE INSPECTION REPORTS UPON MAGDALEN
ASYLUMS.

MAGDALEN ASYLUM, TORONTO.

The operations of this Institution during the year are shewn in the following summary :—

In residence on 1st October, 1878	23
Since admitted	86
	—
Total number of inmates during year	109
Discharged	74
Died	2
In residence on 30th September, 1879	33
	—
	109

The statistical information respecting these women is as follows :—Religious denominations—Protestant, 78 ; Roman Catholic, 31. Nationality—Canadian, 10 ; English, 36 ; Irish, 55 ; Scotch, 4 ; other countries, 4. Places admitted from—City of Toronto, 92 , Province of Ontario, 13 ; emigrants, etc., 4.

The revenue of the Asylum amounted to \$3,613.11, and the maintenance expenditures to \$3,118.66.

The collective stay of the inmates was equal to 12,424 days, thus entitling the Institution to receive the sum of \$248 48, as the Government grant for 1880.

INSPECTION.

I instructed Mr. Hayes to visit this charity. He did so, and made the following report to me :—

“ I beg to state that on the 31st October I inspected the Toronto Magdalen Asylum. I found every part of the house to be clean and in good order. The beds were neatly made up, and the dormitories were well ventilated.

“ The register, which was properly kept, shewed that 30 persons were then dependent upon this charity. All of these I saw except three, who were said to be absent, being employed in the work of taking out and collecting the washing. Nineteen of the women were at work sewing, the others were employed in the kitchen and at various domestic duties.

“ No classification of the inmates is attempted. During the past year many of those who left the Institution are marked off as having ‘run away.’ ”

GOOD SHEPHERD REFUGE FOR FALLEN WOMEN, TORONTO.

The following summary shews the operations of this Refuge during the past official year.

In residence on 1st October, 1878	17
Since admitted	36
	—
Total number of inmates	53

Discharged.....	30
In residence on 30th September, 1879	23
	53

The statistical information respecting these women is as follows:—Religious denominations—Roman Catholic, 49; Protestant, 4. Nationality—Canadian, 20; English, 4; Irish, 20; Scotch, 1; other countries, 8. Places received from—City of Toronto, 43; other places, 10.

The revenue and expenditure of the charity each amounted to \$4,764.37.

The collective stay of the inmates was equal to 7,132 days. The Government grant for 1880 will therefore be \$142.64.

INSPECTION.

The statutory visit of inspection was made by Mr. Hayes, who reported as follows:—

“I beg to state that in compliance with your instructions, I inspected the Good Shepherd Refuge, Toronto, on the 31st October. I found that since your inspection last year, the community conducting this charity, have put up a large rough-cast house for the exclusive accommodation of the women coming under their care. The demensions of this building are 75 feet long by 30 feet broad, and it contains three flats and an attic. It is subdivided into three large dormitories, dining and work rooms, kitchen and other domestic offices. The building is generally well suited for the purpose for which it is designed, and without the attic, it affords space for 60 beds. It is not yet completely furnished.

“Every part of the premises were inspected and found to be most scrupulously clean.

“At the time of my visit, there were 22 women in residence, 9 of whom were classed as ‘magdalens,’ and 13 as ‘entrants.’ Some of these women had been in the refuge for several years continuously. The inmates are employed at general laundry work, sewing and all domestic duties.

“A register is kept, but not of the proper form. A pattern should be sent to the Directress.

HOME FOR THE FRIENDLESS, HAMILTON.

The following summary shews the operations of this home during the past year:—

In residence on 1st October, 1878	13
Since admitted.....	97
	110
Total number of inmates during the year	110
Discharged.....	93
In the home on 30th September, 1879	17
	110

The statistics regarding these women are as follows:—Religious denominations—Protestants, 83; Roman Catholics, 27. Nationality—Canadian, 54; English, 22; Irish, 21; Scotch, 9; American, 4. Places admitted from—City of Hamilton, 65; County of Wentworth, 13; other counties and places, 32.

The revenue of the Home amounted to \$2,041.02 and the expenditures to \$2,235.95.

The aggregate period of residence of the women equalled 6,887 days. The Government grant for 1880 will therefore be \$137,74.

INSPECTION.

I inspected the above named Home on the 5th October, finding it in good order and apparently under good management in respect to its disciplinary and domestic affairs.

There were 17 inmates in the home on the day of my visit. As a refuge for fallen women, it appears to be doing its work satisfactorily, but as stated in my previous reports, it is very questionable whether it is accomplishing much in the way of reformation. The women are kept employed in laundry work, sewing, mending, etc., from which sources a small revenue is derived.

The books are properly kept.

GOOD SHEPHERD MAGDALEN ASYLUM, OTTAWA.

The following summary shews the operations of this Asylum during the year:—

In residence on 1st of October, 1878.....	86
Admitted during year.....	64
	150
Total number of inmates.....	150
Discharged	60
Died.....	2
In residence on 30th September, 1879.....	88
	150

The statistical information regarding these inmates is as follows:—Religious denominations—Roman Catholic, 148; Protestant, 2; Nationalities—Canadian, 57; English, 3; Irish, 83; Scotch, 1, other countries, 6. Places admitted from—City of Ottawa, 42; County of Carleton, 87; other counties and places, 21.

The receipts and expenditures of the Institution during the year were \$5,300,38, and \$8,122.59, respectively.

The collective stay of the inmates was equal to 39,981 days. The Government aid for 1880 will therefore be \$799.62.

INSPECTION.

I instructed Dr. Bucke, the Medical Superintendent of the London Asylum, as he was in Ottawa, to make an inspection of this charity. He reported to me as follows:—

“I have the honour to state that in accordance with your instructions, I visited the Good Shepherd Magdalen Asylum in Ottawa, on the 1st December. I saw every part of the building and every one of the inmates. The number of these last was as under.

Young girls and children admitted for purpose of preservation.	42
Penitents or entrants who have to undergo a probationary residence	32
Magdalens who have gone through the probationary period	29
	103
Total.....	103

“These persons were all clean and tidy in their dress. The house also was clean and in good order as far as the means of the Sisters allowed. I inspected the books of the asylum and compared them with the report made to you on the 1st October last, and found them to correspond.

“Every part of the Asylum is very much crowded, and some of the inmates of each class have to sleep on beds made up on the floor. Many applicants for admission have to be turned away for want of space and funds. The Sisters informed me that, for the last few years, in consequence of the existing business depression, they have been unable to procure washing, sewing, knitting and other work for the inmates in the same quantity as formerly, and hence chiefly their present great want of funds. Formerly they used to make \$350 to \$400 per month by washing, etc., and now they make but \$80 to \$90.”

CONCLUSION.

The following reports will be found in the Appendix :

1st. The reports of the Medical Superintendents of the Asylums at Toronto, London, Kingston, Hamilton and Orillia.

2nd. The reports of the Principals of the Institutions for the Deaf and Dumb and the Blind, and of the medical officers of the same.

3rd. The reports of the Warden and Surgeon of the Central Prison.

4th. The report of the Superintendent and other officers of the Provincial Reformatory.

I have the honour to be,

Your Excellency's most obedient servant,

JOHN W. LANGMUIR,

Inspector.

Office of the INSPECTOR OF PRISONS AND
PUBLIC CHARITIES,
December, 1879.

APPENDIX TO REPORT

OF

THE INSPECTOR OF ASYLUMS, PRISONS, &c.

FOR THE YEAR ENDING 30TH SEPTEMBER, 1879.

APPENDIX TO REPORT

OF

THE INSPECTOR OF ASYLUMS, PRISONS, &c.

FOR THE YEAR ENDING 30TH SEPTEMBER, 1879.

REPORT OF THE MEDICAL SUPERINTENDENT OF THE ASYLUM FOR
THE INSANE, TORONTO, FOR THE YEAR ENDING 30TH SEPTEMBER,
1879.

J. W. LANGMUIR, Esq.,
Inspector of Asylums, Prisons and Public Charities.

SIR,—I respectfully submit to you the appended report of the operations of the Toronto Asylum for the Insane, ending the official year on 30th September, 1879, and being the Thirty-ninth Report of this Institution since its commencement.

The operations have been as follows, viz. :

	Men.	Women.	Total
Remaining on first October, 1878.....	347	331	678
Admitted since	63	39	102
	410	370	780
Total under treatment			
Discharged in the year.....	40	30	70
Died	22	8	30
Transferred.....	4	0	4
Eloped.....	2	0	2
	68	38	106
Total reduction			
Remaining 1st October, 1879.....	342	332	674

It will be observed in looking over the tables that our admissions during the year have been much less than last year. As a consequence our discharges have correspondingly diminished on account of the smaller number of acute cases coming under treatment. This being the case, as a result, the death rate is lower than last year. On the women's side the mortality has been only eight, as against twenty-two on the men's side. Up to the 30th of September, from the 20th of March, only one woman died. General paresis, as usual, has greatly increased the mortality among the men, eight having succumbed to this fatal disease. The experience of this Asylum has been that as a rule the victims of paresis come from the better classes of the community, and on account of about one-third of our population being paying patients and of this class, our death-rate must on an average rate higher than in Asylums which shelter free patients to a greater extent than we have been doing for years past.

IMPROVEMENTS.

During the year the bed-rooms in several of the wards have been painted, which adds much to their appearance. A number of the dining-rooms have been cased up about four feet on the walls and painted. One of the large sitting-rooms in the refractory ward has been improved in the same way. A few pictures and thirty-two plaster casts have been put up in different wards. Even the most inferior of them are better than cheerless, dead walls. A small aquarium, with fountain, has been erected on the first landing. Thirty perforated settees and a few common benches have been purchased for use in the corridors. One of the steam boilers, which was used at the pumping-house, has been erected in the east main kitchen to generate steam for cooking purposes, and six double-jacketed boilers with a steam oven have been erected near the steam-boiler and will soon be in successful operation. This will permit the consolidation of the two east kitchens and the east hospital kitchen into one.

The verandahs in connection with the different wards have been rebuilt and painted, which have added much to their appearance and conduced to the comfort of the inmates.

The wood-work of the main-building needs constant renewal. This is especially the case in the sitting-rooms, bath-rooms, and water-closets. Many of these have been re-laid with new floors. This will be required to be continued till all the old floors have been re-laid.

WANTS.

Ever since 1872 a number of Yearly Reports have urged the necessity which exists for the erection of new coal sheds: not only on account of the dilapidated condition of the old ones, but also because of their dangerous proximity to the Asylum buildings in case of fire. Last year it was pointed out how dangerous one of the wood sheds had become from rottenness. As a precaution against accident and possible loss of life, it will be found necessary to pull it down. The same will soon require to be done with the remaining coal and wood sheds, or as an alternative before long it will be necessary to permanently close them up to prevent persons entering them. The sides have been stayed with splints for over six years, and are now leaning far out of the perpendicular. Our pig pens had to be abandoned in the summer season, as the smell from them annoyed our neighbours over the wall on Queen Street. The utmost cleanliness would not prevent the odours from arising. Temporary pens were erected out of old lumber south of the wall at some distance from residences. The swine must be returned to their old quarters during the cold winter months. Permanent pens will be required if prevention of waste and a source of revenue are worth the expense and trouble. The pork killed and consumed on the premises this year amounted to 13,180 pounds. This quantity is fattened entirely from the kitchen slops, and may be said to be almost clear gain as they could not be utilized in any other way.

The shanty which has been used as a conservatory for many years, is altogether inadequate to our wants, and it is almost impossible to keep wind and frost out during the winter months. A rickety old stove is the heater. On account of this, our flower garden has not been as successful as formerly. We have little room to propagate plants for spring use. This is to be regretted, as our grounds are virtually one of the public parks of the city, as well as a source of pleasure to our patients. There could be no greater boon bestowed upon our insane than the erection of an amusement room. Our chapel, work-room, and amusement hall are the same apartment. It is not large enough for general purposes without using the landing outside the room. It is situated on the top of the centre building and is inaccessible to the aged and infirm. They are thus deprived of religious services and the usual amusements so beneficial and pleasing to the rest of the patients. A conjoined chapel and amusement room could be erected at a moderate cost in a plain, substantial way, in some central location, which would be accessible to all.

The painting of the front part of the main building, which has now become so dingy, could be done at a moderate expense. A painter could do it in a short time, with the help of those patients who understand painting. The material would be the heaviest item of

cost. The appearance of the building would be very much improved in this way, and the coating of paint would act as a preservative to the bricks.

HEATING.

The heating of the Asylum is at present done by a hot water system. The mode of heating in this way would be satisfactory could we reduce the number of brick furnaces, or substitute more suitable and efficient methods of heating the water than by this means. We have at present 35 furnaces in the basement. Every year the fireplaces of all these furnaces have to be taken down, to enable the mason to clean out the dust, soot, etc., which accumulate round the coils of pipe. This involves at least two months' work of the mason every year. The labour during the winter months to keep so many furnaces going is considerable, and the constant carrying of coals in the basement fills the lower part of the building constantly with coal-dust. A few hot water boilers, with the improvements which now exist in their construction, could easily be erected to connect with the existing system of coils, at comparatively a small expense, which would be more economical and more satisfactory in many respects to the present arrangement.

ALCOHOL.

The usual quantity of wine, beer and spirits has been used during the year, solely as a medicine. As a consequence less opium, morphia and hydrate chloral have been required. During the year only five drams of morphia, four ounces of opium, and three and a half ounces of chloral were administered internally among an average of 765 persons (patients and attendants).

Were the arrangements of those who so readily accept every new mode of treatment to be taken by basing the value of drugs absolutely on results, independent of bodily conditions, it might meekly be suggested to such in their own language, that, seeing our recoveries have been about the average, and our death-rate low, without the usual remedies being used, except to a limited extent, it might be said of them that they are unnecessary. This would be the argument, of which so much advantage has been taken, reduced to an absurdity. Until there is uniformity in the constitution of patients, exact types of disease, and similar sanitary surroundings, there can be no sameness in the results of treatment upon which to base the value of drugs as curative agents.

It is satisfactory to note that in a recent discussion on "Alcohol in Health and Disease," which took place last September in the "Canada Medical Association," at London, there was singular unanimity among the members of this representative body in favour of the opinions advanced in my report of last year. The extreme views of so-called advanced medical reformers were shewn to be untenable as a matter of medical experience. Space forbids extracts, but more recent investigations go to show that, as a medicine, alcohol has so far no substitute as efficacious in its class of remedies. The recent investigations of Anstie, Duprè, Schulinus, Binx, Subbotin, Sydney, Ringer and Thudichum—all men of note—go to show conclusively how this view is borne out by actual experiments, *not on the well* nor on *chronics*, but in acute diseases, and not on those who need no such remedies but on those sick for whom such a medicine is indicated. Public opinion has had such an influence on many public and private practitioners who endorse these views, that, rather than come in contact with extreme enthusiasts, they quietly give diluted alcohol. This eases the scruples at the sacrifice of the consistency.

HEREDITARY TAIN, WORRY FROM OVER-WORK, INTEMPERANCE.

There were admitted into the Toronto Asylum during the official year of 1877, 232 patients; into London Asylum, 129,—total 361. Returns shew that of that number there were twenty-seven cases said to have become insane "from domestic trouble, adverse circumstances and mental anxiety." Intemperance in drink is said to have added twelve to the number. Those who had inherited tendencies with any other ascertained cause in combination (including the congenital) were the large number of 122. Unknown causes make

up a large proportion of the remainder in the returns of this and succeeding years. In 1877 out of the large number of 232 admissions into Toronto Asylum no causes were assigned in 128 cases, and in 1878, out of 189 cases, no causes in 61 cases. In London Asylum out of 214 admitted in 1878, 162 were classed under the head of "unknown causes." In Kingston Asylum, out of 107 admissions 29 were thus classified. In the official year of 1878 the admissions into the three above-mentioned Asylums were, respectively, 189, 214, 107,—total 510. Of this number it is fair to infer that a majority of those returned under the heading of "unknown causes" were afflicted with heredity. If there were no apparent cause to those who first observed mental aberration, in nine cases out of ten it lay in the roused possibilities of a tainted constitution. Of the 510 admissions during 1878, 97 cases were said to have become insane from the causes mentioned—17 cases from intemperance in drink, and 125 from hereditary and congenital tendencies, excited by other causes. The whole in the latter of the above-mentioned exciting causes might be defined by the one word "worry," for "domestic troubles, adverse circumstances, business troubles and mental anxiety" mean the same. A large proportion of the remainder not thus classified, such as epileptics, also possess a hereditary taint in a majority of cases. It is true the classification is far from being approximately true, on account of the imperfect way returns of the anterior history of each patient are made out. A large percentage of cases sent from the gaols are accompanied with little or no information about their antecedents. The histories filled up by friends or relatives, under the ordinary process, are also too often very meagre and unsatisfactory, especially in respect to the inquiry about the mental condition of relatives. This must remain to be the case until a more approved way of arriving at the truth is devised. We must, however, use the figures at our disposal, and classify them as being a representation of minimum cases in the proportion indicated. The large number of those admitted under the head of "unknown causes" is where a fallacy would be liable to creep in.

In looking over the tables of Asylum Reports from year to year, the thoughtful reader cannot help being alarmingly startled at seeing such a record of large percentages of cases of insanity being attributed to these three causes, viz. :

- I. Hereditary Taint.
- II. Worry from Over-work.
- III. Intemperance.

The hereditary cause may at a low estimate be placed at 45 *per centum* of the insane population. It is worth while in a Report of this kind to make inquiry into the radical cause of such a dire calamity as that of insanity. Nothing new can be written about it to medical men, but if the public can be made to pause and consider in the midst of the hot pursuits of every-day life, some good may result from a cursory glance at the subject. What is this hideous ogre which is working such woe in our midst? To say that a disease is hereditary means, in the community, that it is incurable, although such is not absolutely the case. The main natural prop towards curability seems to be taken away when an influence of this sinister nature has been implanted in a constitution. The number of relations who have succumbed to the same disease is summed up, and commiseration is expressed for the latest victim, slowly capitulating to the malign agency. Like all causes of a morbid nature with the conditions of their existence unchanged, the circle of this abnormal tendency ever widens until it might be truly said that a large proportion of the population of the earth is affected more or less by its permeating influence in one form or other. It is of national importance to endeavour to investigate its sources, and to inquire if it be possible to do anything to stay its progress in even a minor degree in that phase of it called insanity.

We see consumptive parents perpetuate in the lungs of some or all of their children or grand-children the tendency to form tubercles in the lungs, which send a large majority of them and their descendants to a premature grave. The scrofulous transmit to the generations following them, in an ever-widening stream, a predisposition to glandular disease, which leaves the body liable to be stricken down, not only with this most persistent of diseases, but also with acute diseases which more readily prey upon a system weakened by reason of tendencies inherited from the parents. A chain is only as strong as the weakest link. A

fort is only as impregnable as its weakest part. So when any debilitated organ gives way the enemy has possession of the bulwarks, and the citadel is in danger.

Even in those cases in which no apparent reason can be given for a decided change of constitution, yet, this deviation becomes a natural heritage. This is illustrated in *Albinos*, who are to be found among all the diverse human races on the face of the globe. This absence of colouring matter from the eyes, hair and skin appears in children of normal parents, but, when once in existence it is transmissible as a patrimony. The same is true of the other extreme, called *Melanism*; of hairlip, of abnormal spinal column, of supernumerary fingers and toes; of acuteness in the organs of sense, and of perversions of taste. Of course, many of these peculiarities have not the pertinacity of reproduction seen in blood diseases.

Moral, intellectual, emotional, affectional qualities and instincts are inherited in the same way, even to collateral lines of ancestry. It is true the exceptions are many from causes beyond human ken, but these legacies are in such a preponderating majority that they must be admitted as rules regulating descent.

It is easy to see then that in a few decades the individual comes to affect a family; the family, a race; and the race, a species. It is one of those influences which does not startle by its malignity as epidemics do. It slowly, quietly, but pertinaciously saps vitality, thwarts nature's efforts towards health, and in the end conquers the vital forces. Good can be transmitted from race to race as well as evil qualities, but unfortunately the latter predominates.

It is not to be wondered at that certain blood diseases are thus transmitted from parents to children, when we notice how even healthy traits of character are handed down to posterity; the peculiar work; the movements of the hands and head; the facial expression; the hot or cold temperament; the transmission of aptitudes originally acquired by personal habit; the bequeathing of distinctive moral and mental capacities; and a thousand other likenesses and peculiarities which can be traced in families for generations. Each person needs only study himself in these salient points to be surprisingly cognizant of how much he imitates or follows one or both progenitors in movements, feeling, modes of thought and tendencies.

Prominent and characteristic outlines of nose, chin, mouth, ears and eyes are reproduced in families, and remain thus in successive progeny. The Jews and Gypsies are good illustrations of this law of like producing like.

All the Bourbons had aquiline noses: the members of the Royal House of Austria have thick lips.

Other illustrious races are said to be flat-footed, until it has become a common saying that this natural depression of the arch of the foot is a sign of royal descent. Burton says, in his "Anatomy of Melancholy," "The famous family of Enobarbi were known of old, and so surnamed from their red beards; and those Indian flat noses are propagated; the Bavarian chin, and goggle eyes among the Jews, as Bustorius observes: their voice, pace, gestures, looks, are likewise derived *with all the rest of their conditions and infirmities.*"

Idiosyncrasies exist in families, such as intolerance of certain foods, as pork, and medicines, as opium. Life Assurance Companies build chances of life in those who have long-lived ancestors. The prolific tendencies of some families, as well as races, are often subjects of caustic humour and jocular gossips. The roving and stoical Indian, the emotional negro, the phlegmatic German, the volatile and gesticulating Frenchman, the sturdy, cool-headed, slow and persevering Anglo-Saxon, and the imitative, plodding, observant Chinaman, are only evidences of the law of heredity applied to nations. The American people, although in some of the States they are mainly descendants of English immigrants of two centuries ago, still show the substantial features of their sires. The same is true of the people in those parts of the United States settled by the Teutonic and Gallic races many years ago. The purely American features of character may crop up, yet, the traits of the nation from whence they originally sprang stand out prominently. Any one who observed closely the distinctive appearances, actions, habits and temperaments of the various regiments drawn from different parts of the Union, on both sides, during the recent Civil War, could not help but be struck with this. We need only look to

the *habitan* of Quebec, the children of Germans where they are settled, and of the Highlanders and English in different counties of Canada, to be convinced of this statement.

We need only point to the history of illustrious families to show that gigantic intellects are transmissible: Napier, Pitt, Fox, Herschel, Back, and many such might be quoted to establish this fact. It is true there are exceptions to this rule, as seen in the descendants of Cromwell, Goethe, Milton, Burns, and Scott. These deviations from a general law may easily be explained, when it is considered how much maternal influence affects offspring, especially if mediocrity is joined to towering genius, and children partake of the similitude of the former. The least change in the conditions of existence may overbalance the characteristics which go to form greatness. This is seen in the many examples history produces of great geniuses hovering all their lives on the border-land of insanity. The least untoward circumstance upsets the giant mind; so the many deviations of even a minor character, which may be inherited, often readily upset the equilibrium of physical and mental vitality sufficiently to change the whole nature of a man. An imperceptible defect in a lens may distort the fairest view. The least change in the ultimate elements of a chemical substance will entirely affect the physical appearance and radical properties of a substance. A drop of foul water will pollute the contents of a large cistern of pure water. In an analogical way this tendency to great change from apparently minor causes is true of natural heritage. A man of impulses with discretion and judgment may go through life without committing himself to rash acts for want of forethought. His son may have the passionate nature, but may be deficient in the powers which regulate conduct. A parent of good mind and morality may give to a child intellect, but the morals may naturally be of a low standard, and from this want of balance he may become an expert counterfeiter, burglar or bank defaulter, or on the other hand he may be of good behaviour and consistent character, but his mental capacity may be of a low order. A child may inherit splendid talents but they are practically useless if he is deficient in prudence, pertinacity and industry. The least change in the imparted psychical elements may unhinge the whole man. The rule, however, holds good that like conditions in parents will produce like results in children. The proportions of each may be somewhat changed, and in this way aptitudes, peculiarities, and similiarity may not be as striking as is a photograph, yet, when all the features of each case are closely scrutinized in relation to parentage it will surprise the student how much in common with the parents the most diverse children possess. Even the public make it subject of remark when one child of a family differs from the rest. The history of every neighbourhood shews that some families are notorious for their wickedness, and when occasionally one member of it turns out an honest man, the fact is looked upon as a gratifying wonder. On the other hand the exclamation of "who would have thought it?" is often heard when an honourable race produces a rascal, but it is explained away by the remark, "There are black sheep in every flock."

Comte never said a truer thing than when he wrote the axiom that "Man kind is as one man, always living and always learning. The growth of intelligence is gradual, and spreads from the one to the many; until, by a process of ingrain-ing, these become changed in organization and produce aptitudes, rising into faculties as the result of modes of thought passing down through a series of generations." On the same point Maudesley says: "The causes of defective cerebral development which is the physical condition of idiocy are often traceable to parents. Frequent inter-marriage in families may undoubtedly lead to a degeneration which manifests itself in individuals by deaf-mutism, albinism and idiocy. Out of 300 idiots in the State of Massachusetts, whose histories were carefully investigated, as many as 145 were the offspring of intemperate parents. Here, as elsewhere in nature, like produces like, and the parent who makes himself a temporary lunatic or idiot by his degrading vice, propagates his kind in procreation, and entails on his children the curse of a hopeless fate." ("The Physiology and Pathology of Mind.")

"A horse," says Darwin, "is trained to certain paces, and the colt inherits similar movements. Nothing in the whole circuit of physiology is more wonderful. How can the use or disuse of a particular limb or of the brain affect a small aggregate of reproductive cells in such a manner that the being developed from them inherits the character of either one or both parents? Even an imperfect answer to this question would be satis-

factory." Youatt, the well-known veterinary surgeon, says: "The first axiom we would lay down is this, *like will produce like*; the progeny will inherit the qualities, however mingled, of the parents. We would refer to the subject of diseases, and state our perfect conviction that there is scarcely one of which either of the parents is affected that the foal will not inherit, or, at least, the predisposition to it; *even the consequences of hard work or ill-usage* will descend to the progeny. We have had proof upon proof that blindness, roaring, thick wind, broken wind, curbs, spavins, ringbones and founder have been bequeathed both by the sire and the dam to the offspring. It should likewise be recollected that, although these blemishes may not appear in the immediate progeny, they frequently will in the next generation."

It is also interesting to note how external marks, skin diseases, deformity, and even accidental deficiencies have been transmitted. There are exceptions—which is a matter for congratulation—but it shows how great the tendency to reproduce the like exists. The amount of suffering, disease, and death which could be prevented by judicious living, can never be estimated. It becomes a serious estimate to know how much epidemics of crime, personal responsibility in violation of law, unbiassed volition, and moral turpitude depend on causes beyond the control of the individual. Free agency is given to all in a greater or less degree, but, in no two of the sons or daughters of Adam is it alike powerful and unshackled.

It will be seen then that what is true in respect to physical and intellectual reproduction is also none the less true of the moral nature as far as tendencies, propensities and desires go. The volition may be strong enough to counteract them, but they may, and do often clog the progress towards morality in thought and good conduct. Lecky, in his "History of European Morals" truly says: "There are men whose whole lives are spent in *willing* one thing and *desiring* the opposite."

The man whose progenitors were not habitual drunkards, and who has consequently no taste for intoxicating liquors, can claim no particular virtue in abstaining from the intoxicating cup, but the man in whom has been transmitted a taste for it may be obliged to maintain a heroic struggle all his life against the temptation. The same is true of all our moral instincts, and those who judge harshly of a fallen brother or a degraded sister can never be competent arbiters unless they can see the secret springs of action. Dr. Elam says in "A Physician's Problems," "that all the passions appear to be distinctly hereditary; anger, fear, envy, jealousy, libertinage, gluttony, drunkenness;—all are liable to be transmitted to the offspring, especially if both parents are alike affected; and this, as has often been proved, not by force of example or education merely, but by direct constitutional inheritance."

The sad truth is seen among the living and the dead. "Our fathers have sinned, and are not; and we have borne their iniquities." The silver lining in the dark cloud is, that although this heritage may descend to the third or fourth generation, the laws of health re-assert themselves throughout all time, to bring order out of confusion. Did this upward tendency not exist, we might despair of mankind recovering a lost estate, but it is an incentive to virtue and well-doing that ever struggles to gain the mastery, and every victory won are influences which not only assure us of easier triumphs in the future, but they also remove stumbling-blocks out of the way of those who come after.

Dr. Elam truthfully says: "In one we have an impulsive nature, in which, between the idea and the act, there is scarcely an interval; in another, the proneness to yield to temptation of any kind—a feeble power of resistance, inherited either from the *original* or the *acquired nature* of the parent; in the third we have an imbecile judgment; in a fourth, an enfeebled vacillating will; in a fifth, or in all, a conscience by nature or habit torpid, and all but dormant. All these are the normal representatives of an unsound parentage; and all are *potentially* the parents of an unsound progeny; in all is moral liberty weakened; in all is responsibility not an absolute but a relative idea."

Dr. Oliver Wendell Holmes pithily and ironically puts the position of human judgment in this way:—"It is singular that we recognize all the bodily defects that unfit a man for military service, and all the intellectual ones that limit his range of thought; but always talk at him as though all his moral powers were perfect. Some persons talk about the human will as if it stood on a high look-out, with plenty of light and elbow-room,"

reaching to the horizon. Doctors are constantly noticing how it is tied up and darkened by inferior organization, by disease, and all sorts of crowding interferences, until they begin to look upon Hottentots and Indians—and a good many of their own race, too—as a kind of self-conscious blood-clocks, with very limited power of self-determination; and they find it as hard to hold a child accountable, in any moral point of view, for inherited bad temper or tendency to drunkenness, as they would to blame him for inherited gout or asthma. Each of us is only the footing-up of a double column of figures that goes back to the first pair. Every unit tells, and some of them are *plus* and some *minus*. If the columns don't add up right, it is commonly because we can't make out all the figures."

Ribot, an eminent French author on heredity, alleges two causes as among the chief at work in cases where the law of transmission does not obviously manifest itself. The first is the disproportion of an initiatory force to the amount of energy it may liberate or direct, as in the slight agencies by which fires are lit or explosions set off. The accidental surroundings of a mother before the birth of her child may affect it for life in a way altogether disproportionate to the forces at work. The second cause which often tends to obscure evidence of heredity is the transformation in development of characteristics which are the same at root. Thus, a consumptive father has a son who suffers from rheumatism or paralysis. Here the transmission has simply been that of a feeble constitution which gives way in the first circumstances of severe trial and takes these or kindred forms.—*Science Monthly*, January, 1879.

A very superficial student of the human constitution cannot fail to observe that although there is this transmitted general uniformity, there is also a striking diversity. The sameness has been continued at least during historic, and even prehistoric times. If Cuvier is to be believed, cats, dogs, apes, oxen, and many kinds of birds found in the catacombs are similar to those of our own day, and the Egyptian mummy of a man of four thousand years ago does not differ in structure, outline and proportion, from the man of to-day. This unchanged general sameness is interesting, in shewing that with fair play nature will be true to its original. It is the futile efforts of this original power to reproduce its like, because of rebellion in its domain, which causes the anarchy in this confederation of forces. The engine may be well constructed, and able to generate much steam, but if the safety-valve is dangerously poised, the governor improperly hung, and the balance wheel out of proportion, the strength of the engine is greatly wasted and impeded. So in man each one is controlled by different forces expended in varied ways to the disadvantage of the motive power. The influence of this law might be put in this way for illustration. It may be supposed that three culprits were selected at random for committing a like crime under precisely similar circumstances. Were it possible for us to get behind the external acts and see the motives and tendencies which impelled each, it would be found that no two did the unlawful deeds under exactly similar impulses. Assuming 100 to be the standard of a normal man, it might be found that the inherited propensity of each to do evil would be hypothetically 82, 76, 40. The resisting power of each against the doing of certain things, and the impelling momentum of volition to do others diametrically opposite, might be supposed to stand in some such relation. It follows, then, that the crime of him who had the more powerful stimulus for good, and the less constitutional incubus to deter, would, in the eye of omniscience, be much more guilty than the poor creature whose volition would be so largely dominated over and hedged round by hindrances no mortal may know. This inequality needs no argument to prove it, for in a greater or less degree it enters into the experience of everyone. Law deals out to the three equal penalties, their infliction being based on external acts, yet their actual guilt would comparatively be very unequal. For the last year and a half an epidemic of murder and other atrocities have been sweeping over this Province, and any one who has inquired into the history of each transgressor of law will be struck with the different circumstances which have surrounded each, anterior to the perpetration of the crime. The family history, the education by precept and example, the wilfulness uncurbed, the vicious license unrestrained, the natural perversity, and the inherited tendencies so different in each, shew how much one man has to contend against to resist crime more than another, and to what extent the judgment and moral sense of each is warped by these underlying forces.

"'Tis with our judgment as our watches; none
Go just alike, yet each believes his own."

It is easy to be understood then, that if natural traits are thus so readily reproduced in offspring, it needs no stretch of imagination to conceive that the same law in operation in disease means the deterioration of the whole man in himself and his succession. There is a lineage of disease as truly as there is a legacy of health, there is a bequest of moral or immoral qualities as surely as a devise of mental excellency. Dr. Dugdale, of New York, traced by reliable records the individual history of each of the descendants of one Margaret Jukes, and throughout six generations, from this mother sprang 709 persons, every one of whom were either idiots, murderers, thieves, robbers, or prostitutes. Criminal statistics are full of such examples. The same tendency to procreate its kind in certain forms of disease is seen on every hand, especially in lunatic asylums. This persistent proneness would soon become extinct if its cumulative and exciting cause would only cease; because the human system is always struggling towards health. This vital effort would in the end conquer the enemy by "a survival of the fittest," were it not for the constant reinforcements of weakly acquired or inherited constitutions, brought into existence by ill-assorted marriages, vicious habits, fast living, and general violations of the laws of health. The epileptic, the consumptive, the scrofulous, the syphilitic and the insane marry without knowledge or reflection, and, as a result, fill our hospitals, asylums and prisons with their degenerate progeny, or bequeath to them a brood of ailments which make a fruitful soil for a crop of deteriorated constitutions, which to the unhappy victims of parental folly, make life not worth living for. The lower animals are carefully assorted and mated because it pays to raise superior herds of domestic production, but no pains is taken to elevate, ennoble, and improve physically, mentally, socially and morally the human race by taking rational steps to eradicate this evil. Morality rightly forbids law to interpose its arm in this matter, because of the freedom of choice which must be allowed to the subject, but here is a plague spot to root out, against which moral suasion might be used with good effect. It would be startling to say how much indiscreet marriages lie at the root of our social vices and national sins. The friends of humanity—more especially parents—might by judicious advice and discreet exposure of consequences following rash selection, do more for their children and generations yet unborn, than were they to endow them with the richest legacies. The heathen Chinese reward the parents of great men, thus having regard to this law—we shower honours on, it may be, their worthless descendants.

Burton in his "Anatomy of Melancholy" says, "In giving way for all to marry that will, too much liberty and indulgence in tolerating all sorts, there is a vast confusion of breeds and diseases, no family secure, no man almost free from grievous infirmity or other when no choice is had, but still the eldest must marry; or, if rich, be they fools or dizzards, lame or maimed, unable, intemperate, dissolute, exhaust through riot, as it is said, they must be wise and able through inheritance; it comes to pass that our generation is corrupt, we have many weak persons, both in body and mind, many feral diseases raging amongst us, crazed families, our fathers bad, and we are like to be worse."

Esquirol says that hereditary insanity exists among the rich to the extent of one-half, and among the poor one-third. One of the superintendents of the Bicetre has investigated this matter for a number of years, and he believes that in the aggregate at least seventy-five *per cent.* of cases of insanity arise from this cause. Several eminent jurists go farther and say that all cases must have a hereditary tendency. These are doubtless extreme views, but they show how strongly impressed acute observers are with the wide-spread influence of parental transmission, too often arising from ill-judged alliances.

Dr. Wimm, an English physician of note, who has given a great deal of attention to this subject, summarizes the great jeopardy those run who thoughtlessly form marital alliances, without having respect to these laws of descent:

I. If there is a constitutional taint in either father or mother, on both sides of the contracting parties, the risk is so great, as to amount almost to a certainty, that their offspring would inherit some form of disease.

II. If the constitutional taint is only on one side either direct or collateral through uncles or aunts, and the contracting parties are both in good bodily health the risk is diminished one-half and healthy offspring *may* be the issue of the marriage.

III. If there have been no signs of constitutional disease for a whole generation, we

can scarcely consider the risk materially lessened, as it so frequently reappears after being in abeyance for a whole generation. If two whole generations have escaped any symptoms of hereditary disease, we may fairly hope that the danger has passed, and that the morbid force has expended itself.

It is a pity that the senseless modesty of this prudish age forbids the use of the plainest language, and the most pointed epithets in dealing with this delicate subject. The public attention is not sufficiently directed to it. The physical, mental, and moral well-being of society, it seems, must become secondary to the unions which bring wealth, social position, and worldly honours to an ill-matched pair. This fondness of shoddy and show, of tinsel and tawdry, of pelf and power, sinks all other considerations. The cold-blooded considerations, the wily conspiracies, the well-laid baits to entrap heirs and heiresses because of, and solely for, the well-filled purses, would give the material for the saddest chapter in the world's history. Many of these perquisites are not to be despised, were our subject matter made the first article of matrimonial law, next to pure affection for a worthy object.

It is not to be forgotten that important as physical health is, society needs other conditions than the purely bodily and intellectual to ensure happiness. The emotions, desires and affections, must be taken into consideration. Their controlling power is great, and, if well directed, beneficial. Unfortunately this is not always the case. These, in active exercise, often spurn advice and brook no control. Affection will not wait to calmly consider consequences. Emotion will excite the most wary at times to do ill-advised and hasty things upon which hinge untold results. Cupid is blind, and reason is too often thrown away on his equally sightless followers. These impulses are often among the sweetest experiences of human life, if guided by discretion and judgment. If such were always the case, much misery could be avoided and many sorrows unknown. The world is a vast hospital to-day, and will be to the third and fourth generation, principally because of ill-adjudged marriages, with all their dread heritage of misery. The redeeming feature is, that when such unions take place judicious living and intelligent obedience to nature's behest may do much to avert untoward results to themselves and their posterity. The vitiated system always makes gallant efforts to recuperate from its fallen condition, if seconded by intelligent conduct and habit. If the combustibles which are consuming vitality can be quenched, the fire would soon die out for want of fuel. The other alternative is extinction from the hydra-headed diseases which follow in the train of marriages begun in folly, continued in vicious riot, ruinous indulgence, and ending in life-long misery, an early grave, or insanity. This is the rule; let not the exception lure to risk exemption from a general law. The results are too momentous to be lightly considered, and strong affection alone will not be an excuse for a dangerous experiment. If such a choice and consummation will overcome all such formidable obstacles, then is it a Christian duty to so live that the avenging sword may be turned aside by that temperance of life, that moderation of desires, that reasonableness of conduct which may also sheath its keen edge and blunt its incisive sharpness for all time to come.

WORRY IN LIFE.

Worry in business or other annoyances, whose name is legion, cause loss of appetite, want of sleep, restlessness, nervousness, general physical prostration, low spirits, and all the brood of ills which flow from them. One member of a family being in this condition, and who carries evidence of it in his face and conduct will unsettle the comfort of all with whom he comes in contact. It need scarcely be said that the probability is, children of such a family being possessed of a like organization, which was possibly at one time evanescent, but now fixed will by inheritance spread the evil influence. These depressors of vital energy may drive the possessors of these demons into insanity, even, in the first instances, or what is more often the case the parents thus affected may beget children with an insane tendency. The excitement of fretfulness, vicious habits, intemperance, or fast living become then in such only the burning match cast into a magazine in which the explosive powder needs only this condition of excitation to rouse latent power and spread wreck and ruin. This cause of insanity is much greater than is generally imagined.

When the history of patients for whom admission is asked, and given by friends is scanned, the answers to the questions as to insanity among relatives are often found to be evaded, unless the cases had become so clearly such, that concealment would be of no avail. They will readily acknowledge that such and such relatives were "eccentric," or "queer" or "odd," or "unusually susceptible of strange nervous turns," or "violent in temper without cause," and a dozen other phrases equally equivocal but significant to a student of physical conditions and psychical results.

By cross examination of friends, it is often found that many such in collateral branches have evidenced at some time loss of mental equilibrium to a greater extent than the official documents aver. It would be safe under the Asylum Returns on Hereditary Insanity to add at least one-fourth more than is usually done. It is often not difficult in these inquiries to trace the first fruits of this terrible malady through the conditions brought about from our high pressure civilization. The race of life throughout the more advanced countries of Christendom in the periodic business upheavals; the sacrifices of necessary comforts for show and parade; the hot-house growth in forcing unduly young intellects; the exciting trade and professional rivalries; the periodic political excitement; the domestic troubles; the vitiating public and private offences against physical law, and the countless artificial modes of life, drive myriads of the best and the worst citizens into insanity. Many might have avoided this untoward result by the ordinary exercise of prudence, but others have a life-long struggle against the budding of that fatal seed of constitutional tendency, which only needs such favourable conditions to fructify in the blood, bringing disaster to themselves and entailing the like proneness to the innocents who may come after them, even to the third and fourth generation.

The causes of worry are many in a civilized community, with its conventional usages, and which are not known in savage or semi-barbarous life. A man is wealthy and his family is surrounded by all the display and comforts which money can give. By business reverses his riches are swept away in a day. The shock to wounded vanity from the deprivation of luxuries and the loss of social caste topple the reason over in some mentally weak members of the family. The exquisites of the Lord Dundreary style, or the belles of fashionable circles find their source of revenue for frivolities suddenly cut off, and thus unexpectedly become deprived of their only heaven upon earth. The light head is staggered at the possibilities of poverty and its train of unpleasant experiences. These butterflies of the sunshine cower before the storm, and having in too many instances no reserve force of mental stability to withstand reverses, become morose, gloomy, cynical, melancholy, or finally maniacal under the trial.

The bold speculator risks his all on an expected rise in stocks or in a commercial venture, and possibly loses both fortune and reason. The miser hoards up his wealth throughout life's best years wifeless, childless, friendless, and often in the last stage of his cheerless history becomes changed to a reckless squanderer, to the ruin of his treasure and his wits. The monomania of useless saving is followed by the senseless expenditure of what was once treasured up for the love of it. The man of powerful physique and active brain, who never knows what it is to feel tired, keeps all his energies at full pressure throughout the best days of his manhood, suddenly feels languor, sleeplessness, nervousness, irritability, and low-spiritedness come over him like a bird of evil omen. He is startled at the change, and may halt in the midst of his feverish haste to reach the goal of his ambition, thereby saving himself, or make spasmodic efforts to only bring ruin on himself by the vain attempt.

There is a pregnant source of mental and physical deterioration which, in a secondary way, seriously affects the adult population as well as the youth of our land. It is the senseless mental over-strain to which the school-children are subjected. Any one can perceive (if such will take the trouble to look) how this is brought about. An examination of the list of studies required of children and youths up to the age of twenty-one and beyond it in our schools and universities, shews that no young and growing brain can overtake the work laid out for it without great and permanent injury to this delicate and complex organ. Children are put in the worst ventilated houses which can be found in the country, and these too often are literally crammed with them. In this foul air they must study for hours at a time. Evening brings no relaxation for them, for a task need

ing several hours' study must be done before bed-time, or early in the morning, and this becomes a dreary uninviting round "from weary chime to chime." Besides the four elementary studies, a smattering of almost every other branch of learning is required from mere children. They successfully or vainly endeavour, according to their strength, to overcome these daily burdens and obstacles to health, by a constant effort which produces mental tension. The result is, many never recover from the struggle during the remainder of a lengthy life. Night and day, except a few hours of sleep, from the age of seven up to manhood or womanhood, the susceptible and tender brain is on the rack, and this strain is at a time when only moderate exercise is healthy to this impressive organ. The brain must, like the rest of the body, in its early days gather tone, fibre and capacity, for the great struggle of life. The young are not permitted to do hard manual work because of the tenderness of the body, until maturity is almost reached, but the most important organ of our physical system is urged onwards to the utmost extent of its powers from babyhood upwards. The weary head is filled with all kinds of knowledge, which in former times was wisely judged to belong to the colleges. The small hill of science has become a veritable Andes, over which all young scholars must climb to reach the goal of certified proficiency. Not only so, but the bias, diversities, and natural aptitudes of individuals are not provided for in youth. The same programme of studies is laid down for all. One may have a facility in and a liking for mathematics, another for classics, a third for natural philosophy, and a fourth for mechanics only, yet no provision is made for these differences of mental constitution. A partial solution is attempted in our colleges by a system of option, but this plan to meet this difficulty does not exist in the lower grades of learning. It needs no prophet to see that this hot-house growth, in a foul atmosphere and a uniform system of forced training, with long hours of study, mean nervousness, lassitude, periodic headaches, a lax, prostrated physical and mental system. A tendency to and an invasion of insanity may end the chapter of blunders, especially if a hereditary predisposition exists. A visit to any of the schools of Toronto needs only be made to convince anyone that the flabby muscles, bleached faces, weak and fluctuating pulses, languid movements, even in the play-ground, and the weary attempts to learn lessons, are not much like the buoyant responses of nature in healthy children. Such are the recuperative powers of the body, that it will in a majority of cases come off victorious against a legion of such foes, yet, an alarming section of the rising generation thus educated carry into after life, in some form of nervous or brain disorder, the effects of the prevailing ignorance and persistent efforts to produce a precocious race by a short cut, and this in spite of ruined constitutions. As a rule, the children who carry off all the prizes and are pointed to as models by admiring friends, are too often taxing with compound interest the present at the expense of the future. In this age of wide-spread knowledge it is vain for any one to attempt to overtake even the outlines during an ordinary lifetime, and it is far better for ordinary mortals to seek excellency in a few things, than to injure health by a vain attempt to acquire universal knowledge.

It is not to be forgotten, however, that want of moderate mental exercise is as deleterious to the brain, as is want of physical exertion to other parts of the body. Slothfulness may not be so productive of brain disease as over-work is, yet it will lead to many complications conducive to ill-health, and this weakening condition is always followed by a brood of troubles. Laziness and constant ease is not that unmixed good so commonly supposed. It is far better to wear out than to rust out. Moderate work leads to health, idleness begets nervousness, want of sleep, loss of appetite, a flabby constitution, dyspepsia and all their train of mental depression and melancholy, just as worry and over-work will. Danger always lies in the extremes of everything. Osgood has truthfully sung :

"Labour is life : 'tis the still water faileth ;
 Idleness ever despaireth, bewaileth ;
 Keep the watch wound, for the dark rust assaileth ;
 Flowers droop and die in the stillness of noon,
 Play the sweet keys, would'st keep them in tune."

It is the harmony of man in his whole being with one accord keeping time in accordance with natural law, which brings health. The pendulum of life must ever swing, but it is for us to see that it vibrates neither too fast, too far, nor too slow. Dr O. W.

Holmes says: "Our brains are seventy-year clocks. The angel of life winds them up once for all, then closes the case, and gives the key into the hand of the Angel of the Resurrection." Many of us drive this time-piece much faster than the Maker intended, and long before these years have passed over our heads our own follies and vices have put to "silence the clinking of the terrible escapement of thought we have carried so long beneath our wrinkled foreheads." The clergyman who studies, writes, speculates and puzzles his head day after day over theological dogmas, becomes a bleached, dyspeptic, nervous invalid, incased in books and within the four walls of a gloomy library from year to year without fresh air and proper exercise; such a man is an unconscious suicide at middle age, or at least a confirmed hypochondriac. It is called a dispensation of Providence, when its proper name would be self-destruction. The lawyer burns his midnight oil over law books, and racks his brain for arguments to sustain a client's cause; the bank clerk turns himself into a calculating machine and for a life-time concentrates his thoughts on columns of figures; the medical man throughout a laborious life of practice is at all hours—night and day—anxious about some critical case on his hands; the merchant watches his sales and the markets every day with feverish anxiety; all classes in the *hurry scurry* of life are shortening the lifetime by hastening the clock's movements. A candle which is burning at both ends is soon consumed. Periodic rest is the cure.

When considering this matter of high-pressure living it would have been interesting to know what class of the community suffers the most.

In looking over and tabulating Asylum returns to ascertain if the rural population were as subject to insanity as were those of the towns and cities, in the latter of which existed the greatest mental activity and business anxiety, it was found impossible to form a just estimate, on account of the unequal distribution of Asylum Districts, from which the insane population were drawn. Some Asylums were only for cities, and exclusively for the paupers. In these localities the rich and well-to-do are sent to private or public paying Asylums either at home or in other districts. These consequently could not be considered in the estimate according to population. Other Asylums draw their population partly from the city and partly from the country, often largely from the one or other. In the returns made of the residency of such they were often found to be fallacious because of ignorance, negligence or interest. Even when the whole returns of all the Asylums are taken, they are unsatisfactory, because the purely agricultural class is the only one on which could be based any reliable data. The country merchants, mechanics, professional men, and such like in small towns and villages cannot be properly classified as rural, and even if this were done, on account of the fluctuating nature of these inhabitants being at one time of the city and at another of the country, no correct estimate could be made. The competition among them is equally sharp, and causes as many anxieties as of larger communities, hence no fair comparison with purely city population can be calculated with an approximate degree of certainty. For example, Toronto cannot be fairly chargeable with all the insane who are found within its borders, for, if so, about one-third of all the insane put in this Asylum since its opening would have belonged to this city. While this is true, an approximation can be made, and as far as can be judged by averages, it seems evident that the cities take the lead in this respect, but wherever found, those who are exposed to great mental activity arising from any form of trouble, social, domestic or financial, are very liable to insanity, other conditions being favourable for the invasion. Reasonable exercise of body and mind is healthy, but it is the over-strain which brings premature physical deterioration and mental decay.

INTEMPERANCE.

In my Report of last year it was found necessary to take a stand against the extreme and weakly supported views of amateur medical converts, who condemned *in toto* the use of alcohol as a medicine, and at the same time were loud in their praises of far more dangerous drugs. My opinions were asked for and freely given, because experience had taught me in the practice of both methods during 20 years how beneficial spirits were in the treatment of some diseases, and how preferable they were in many cases to opium or hydrate chloral as a sedative in such forms of insanity as melancholia and acute mania with exhaustion. It was shown how illogical and, in medical experience, fallacious to extract

proofs of the chemico-physiological effects of alcohol from its action *on healthy persons*. Of course those medical men who use it in any case, in any form, or in any degree, cannot condemn it as a medicine, and must allow each physician to use his discretion as to the *when, why and how*. The statistical and other proofs adduced were shewn to be overwhelmingly in favour of spirit treatment.

At the same time no one can ignore the evidences seen on every hand of the terrible effects of drunkenness, and the bad results which flow from the drinking usages of society. Like any other drug it is not only not necessary in health, but injurious. No well person is in need of any such beverage. Its ravages are seen in every community, and the victims who are tied to the chariot wheel of this dominant appetite, like willing captives being led to destruction, can be counted by the millions annually. The misery, degradation and crime of which it is the direct cause is appalling. One result of its deleterious effects is insanity: not perhaps to the extent we are led to believe, but it is a sufficiently potent factor to alarm any who have the well-being of society at heart. From childhood upwards we have all heard platform orators give statistics of such fearful significance on this point as would make the youthful mind shudder with horror. It needed the observation of after years to modify these views to some extent at least, and credit to fervid eloquence, joined with good intentions, much of the over-wrought exuberance of these well-meaning social reformers. The truth is bad enough without embellishments, and no great reformation is ever advanced by exaggeration. One of the chief arguments adduced was, that at least three-fourths of all the insane became such from drunkenness. Opinions of distinguished medical men are continually quoted in support of this statement. Few statistics are given to substantiate this view. Anxious to reach the truth on this point as far as Toronto Asylum is concerned, every name and cause of insanity since March 1st, 1873, to Oct. 1st, 1879, have been examined in respect to causes with the following results. My predecessor carefully checked off all the admissions up to 1872, and the admissions of years since that have been individually noted to the present time. Nothing has been left to guess-work or averages.

There were admitted into the Asylum from July 1st, 1853, to Oct. 1st, 1879—3,837 patients. Of that number there were classified in their histories:

Temperate.....	3,342
Intemperate.....	387
Unknown causes.....	108
Total number.....	3,837

It will be seen that 9.48 *per cent.* is the proportion of drunkards—reported as such—to the whole population for this long period of over twenty-six years. It is, no doubt, true that among those in whom the cause was said to be unknown are some who became insane from the immoderate use of spirits. Yet, as an offset, many are reputed to have become insane from drinking, in whom this intemperance was only a result of the disease, and not a cause in any sense. The first indications might be an intense craving for strong drink, and in this way the condition of such is analogous to the victims of pyromania, kleptomania, and many other manias well known to students of insanity. Tuke says: "I have calculated the percentage of cases caused by intemperance in the Asylums of England and found it to be about twelve."

Taking for granted that the proportional estimate, based on our returns, is approximately correct, it is a serious factor among the causes of insanity. Ten *per cent.* of all our insane sent to madhouses by reason of undue indulgence in that which is worse than useless to a well person! What is to be done to stop this growing evil? Moral suasion has done much to mould public opinion in favour of total abstinence; but influence, lecturing and example will never eradicate entirely an active vice, fostered by law and pampered by social usages. Circumscribed local prohibition can do little, because of the impossibility of efficiently enforcing the law in a small section of country. General prohibition can be the only radical cure, if properly enforced. Unfortunately, Canada is, geographically, badly situated to carry into effect a prohibition law. From ocean to ocean our

settled portions are virtually a thin line on the margin of the United States, and unless our neighbours adopted the same law, it would be impossible to enforce a statute which would be so obnoxious to a very active portion of our population, and the violation of which, along our extended frontier, would be a paying speculation to the thousands who would respect neither law nor morality. In the meantime, we have to deal with the drunkards who are in our midst. Lunatic Asylums are not the places for them, and costly retreats, into which the poor cannot find refuge, will not meet the exigencies of to-day. Hereditary drunkards must have the curse removed from them or they from it. The former is not likely to be done at present; the latter may be carried out under Government supervision. The reformation of such is not absolutely hopeless, but the chances of recovery are not many; yet it is the duty of the State to aid such in their efforts to reform, and if this be impossible, then it is equally incumbent to put them out of the way to injure themselves or others. There is greater hope for the drunkards of acquired habits, and if all such, who had become habitual inebriates, were, by law, confined for at least one year in a hospital provided for them, a goodly percentage might again become valuable citizens and useful members of community, with strength of will to resist the besetting sin.

Nor is the immediate injury done by a drunkard to himself, his family and community the worst feature of the case. What was in him an acquired habit often becomes in some of the children a disease. If a child inherits to a great extent the constitution and individual peculiarities of one parent, with no strongly marked traits of the other to counterbalance them, the probabilities are that dipsomania will be the lot of some unfortunate member of that family not thus protected, unless moral influence and early habits of abstinence have kept in check the sleeping demon. We see those objects of pity in every community; they may not drink incessantly, but, like other forms of intermittent insanity, the paroxysms come on at stated times of more or less duration. Between these outbreaks little or no desire for strong drink may prevail; there may be even disgust, and for months no great craving may be felt. At last it takes possession of the man, and when such is the case nothing short of personal restraint could stop the debauch. Shame, self-respect, loss of position, pecuniary waste, the influence of family and friends, deprivation of social standing, nor any other motive will have any potency to stop such an one in his mad career. He is prepared to become a pariah, a slave, a serf, and do the meanest and most menial things, if drink cannot be procured in any other way. Looking at this vice on any of its sides, every well-wisher of society must be struck by the enormity of its evil. The police-court records appal when we see the number of "drunks" sent to prison in all our cities. The periodic Assizes record the crimes of many a drunken maniac. Untold households have secret histories of beloved members who have been led to destruction by the fascinating cup. This upas tree grows luxuriantly in our soil; this syren sits at the street corners and lures to destroy. Ten *per cent.* of the inmates of our asylums are the victims of this subtle agency of incarnate devilry. Are there never to be any mercy-drops from this lowering cloud? Is there never to be cast a pencil of light across this shadow from the dark mountains?

CROPS.

The field crops of potatoes and oats have been very good. The garden products as a whole have not been as productive as was at first expected; especially is this the case with the corn, the mangold wurtzel, carrots and small fruits. The apple crop is very light. We procured the old Palace Ground, skirting our south wall, late in the spring, and after rooting out a number of the trees, which were in the way of cultivation, the ground was ploughed up and seeded with potatoes, oats, and western corn for fodder. The soil of this newly acquired field of 18 acres is principally composed of heavy clay loam of good quality, but will require under draining and manuring to put it in a proper state for successful cultivation.

At the market prices when valued in September, the farm of 130 acres, under cultivation, produced crops to the value of \$12,571.33.

Last year the yield was worth \$14,542.66.

This is a very good return for the acreage. Our principal crops are roots—seeing we have the labour—and of course these make much larger returns per acre than grains possibly could yield. Had we adopted the usual plan our potato crop would have been ruined by the industrious bugs, in spite of our efforts to pick them off by hand. As a last resort, Paris green was used with good effect. It need scarcely be added that the utmost care was taken to put it only in the hands of those who were careful in using it. The crop is excellent, and $29\frac{1}{2}$ acres have yielded 5,500 bushels. At the Industrial Exhibition the first prize was procured for Garnet Chillies, and the second prize for Early Rose. (Four prizes were secured for flowers). The value of the crop this year is not as much as last year. The yield is larger, but in the end of September when the estimate was made of prices, the market value was lower this year than was that of last year. The potato crop is that which we depend most on, as it is a staple article for consumption. Our yield of this root promises to be sufficient for consumption, unless the rot sets in after it is housed.

CHURCH SERVICE.

Service has been carried on with great regularity, and it is but seldom that we have missed having two services every Sunday. This speaks volumes for the ministers who have so kindly lent their time and energies in the prosecution of a good work. Many of the patients look upon the service as the event of the week, and in the majority of cases prove attentive listeners. It is pleasing to notice that the greater number of the city clergymen respond to the call so readily.

The following is the list of those ministers who officiated:—

Morning Service.

Rev. J. H. McCallum.
 “ R. Harrison.
 “ G. Whitaker.
 “ Algernon Boys.
 “ A. J. Broughall.

Rev. J. D. Cayley.
 “ A. M. Ballard.
 “ C. H. Mockridge.
 “ F. J. S. Groves.
 “ W. Jones.

Afternoon Service.

Rev. Dr. Caven.
 “ Prof. McLaren.
 “ Prof. Gregg.
 “ D. J. Maedonnell.
 “ D. R. Winder.
 “ Dr. Castle.
 “ J. C. Antliff.
 “ R. Wallace.
 “ J. Denovan.
 “ Dr. Reid.
 “ Dr. Topp.
 “ D. Mitchell.
 “ John Hogg.

Rev. S. J. Hunter.
 “ J. B. Clarkson.
 “ W. Briggs.
 “ Dr. Rose.
 “ John Smith.
 “ J. M. Cameron.
 “ G. M. Milligan.
 “ J. B. Silcox.
 “ H. D. Powis.
 “ A. Gilray.
 “ E. M. C. Botherill.
 “ Dr. Potts.
 “ S. A. Dyke.

LIST OF AMUSEMENTS.—WINTER OF 1878 AND 1879.

Concert by Choir of Holy Trinity. Concert by Choir of Old St. Andrew's. Concert by Choir of St. James' Cathedral. Concert by Choir of Cooke's Church. Concert by Pupils of De la Salle Institute. Concert by Choir of Berkeley Street Methodist Church. Concert by Choir of St. Patrick's. Concert by Choir of Elm Street Methodist Church. Concert by Choir of British Methodist Episcopal Church. Concert by Choir of Queen Street Methodist Church. Concert by Choir of St. Anne's. Concert by Choir of St. Paul's (Catholic). Concert by Choir of Church of the Redeemer. Two Concerts by the

Choir of Dundas Street Methodist Church. Two Concerts by Band of Hope. Concert by Choir of St. George's. Concert by Choir of Sherbourne Street Methodist Church. Two Concerts by Strachan Street Choral Union. Concert by Choir of St. Bartholomew. Concert by Choir of St. Mary's. Concert by Parkdale Musical Union. Dramatic Entertainment by the Parkdale Dramatic Club. Dramatic Entertainment by I. C. B. U., No. 11. Musical Evening, Prof. Lubar's Quadrille Band. Two Dramatic Entertainments by Officers of Asylum. Concert by Asylum Band. In addition to this a dance was held every Friday night during the winter months.

SUMMER AMUSEMENTS.

In summer the patients are treated to an occasional pic-nic and dance. Croquet is extensively indulged in by the ladies, and cricket by the gentlemen.

Through the kindness of the Directors of the Industrial Exhibition, more than a hundred of our patients visited the Crystal Palace during the time of the fair, and they were highly delighted with the outing. As usual the entertainments have proved a great boon and were always appreciated. Ward life is so monotonous that the weekly concert in the winter time is looked forward to with the most pleasant anticipations, and I am sure if those persons who so kindly come here to amuse our inmates could hear the appreciative remarks made, they would be amply repaid for their trouble, and these remarks have all the more value as they are genuine. We have received many weekly newspapers free, and I have to thank the proprietor of the *Toronto Telegram* for twelve copies of his newspaper which have been received daily. Newspapers are always acceptable and well read. Patients, like sane people, hunger for news.

LIBRARY.

Our library has been well patronized during the year. Three thousand eight hundred books have been taken out and mostly read. The periodicals received have been bound and added to the stock. On the whole light literature is mostly sought after, but quite a number read history, travels and biography.

It is a matter for congratulation that few changes have taken place among the *employés* during the year. The necessity which sometimes arises requiring prompt dismissal is not a pleasant one, and it is only when a strict sense of duty requires it that it is done.

The officers one and all have very efficiently performed their respective duties, and were it not that it might be looked upon as bad taste to organize ourselves into a "Mutual Admiration Society," the names of each might be given who have been the most ardent and zealous in a work which requires so much patience, kindness and judgment to make it a success.

I have the honour to be, Sir,

Your obedient servant,

DANIEL CLARK,

Medical Superintendent.

ANNUAL STATISTICAL REPORT

Of the Operations of the Asylum for Insane, Toronto, for the year ending
30th September, 1879.

TABLE No. 1,

Shewing movements of Patients in the Asylum for the official year ending 30th
September, 1879.

	Male.	Female.	Total.	Male.	Female.	Total.
Remaining, Oct. 1st, 1878	347	331	678			
Admitted during year :—						
By Lieutenant-Governor's Warrant	21	3	24			
“ Medical Certificate	42	36	78			
Total number under treatment during year	63	39	102	410	370	780
Discharges during year :—						
As cured	17	17	34			
“ Improved	17	10	27			
“ Unimproved	6	3	9			
Total number of Discharges during year	40	30	70			
Died	22	8	30			
Eloped	2		2			
Transferred	4		4	68	38	106
Remaining in Asylum 30th Sept. 1879				342	332	674
Total number admitted since opening of Asylum				2781	2440	5221
“ “ Discharged	1473	1285	2758			
Died	648	533	1181			
“ “ Eloped	50	11	61			
“ “ Transferred	268	279	547	2439	2108	4547
“ “ Remaining, 30th Sept., 1879	342	332	674	342	332	674

TABLE No. 2.

Shewing the maximum and minimum number of patients resident in the Asylum, the total number of days' stay of patients, and the daily average number of patients in the Asylum, from the 1st October, 1878, to 30th September, 1879.

	Male.	Female.	Total.
Maximum number of patients in residence on the 27th February, 1879.....	354	331	685
Minimum number of patients in residence on the 31st December, 1878.....	338	328	666
Collective days' stay of all patients in residence during year.....	126336	120630	246966
Daily average population.....	346.12	330.49	676.61

	Admissions of Year.			Total Admissions since opening.		
	Male.	Female.	Total.	Male.	Female.	Total.
SOCIAL STATE.						
Married.....	28	24	52	1246	1565	2811
Widowed.....						
Single.....	35	15	50	1535	875	2410
Not reported.....						
Total.....	63	39	102	2781	2440	5221
RELIGION.						
Presbyterians.....	18	9	27	626	575	1201
Episcopalians.....	9	13	22	811	701	1512
Methodists.....	17	10	27	456	395	851
Baptists.....	2	4	6	37	21	58
Congregationalists.....	1		1	23	35	58
Roman Catholics.....	6	1	7	612	528	1140
Mennonites.....						
Quakers.....						
Infidels.....						
Other denominations.....	6	1	7	174	156	330
Not reported.....	4	1	5	42	29	71
Total.....	63	39	102	2781	2440	5221
NATIONALITIES.						
English.....	15	11	26	480	393	873
Irish.....	4	5	9	870	811	1681
Scotch.....	3		3	375	346	721
Canadian.....	35	20	55	854	732	1586
United States.....	1	1	2	101	85	186
Other countries.....	1	1	2	92	68	160
Unknown.....	4	1	5	9	5	14
Total.....	63	39	102	2781	2440	5221

TABLE No. 3.

Shewing the Counties from which Patients have been admitted up to 30th September, 1879.

	Admitted during Year.			Total Admissions.		
	Male.	Female.	Total.	Male.	Female.	Total.
Algoma	1		1	5		5
Brant		1	1	42	41	83
Bruce				14	6	20
Carleton	1		1	58	43	101
Elgin				26	20	46
Essex				17	12	29
Frontenac				94	63	157
Grey	1		1	61	49	110
Haldimand				24	22	46
Halton	3		3	67	56	123
Hastings	3	2	5	55	47	102
Huron		1	1	49	43	92
Kent				21	18	39
Lambton				24	21	45
Lanark				49	39	88
Leeds and Grenville		1	1	53	44	97
Lennox and Addington				20	12	32
Lincoln	2	1	3	92	78	170
Middlesex				69	63	132
Norfolk				15	17	32
Northumberland and Durham	8	2	10	196	162	358
Ontario	3	3	6	92	88	180
Oxford				26	28	54
Peel	2		2	89	78	167
Perth				38	37	75
Peterborough	3	1	4	55	50	105
Prescott and Russell				13	17	30
Prince Edward		2	2	24	23	47
Renfrew				3	5	8
Simcoe	1	1	2	100	96	196
Stormont, Dundas and Glengarry				56	55	111
Victoria	4	1	5	28	26	54
Waterloo		2	2	38	35	73
Welland	1	2	3	40	36	76
Wellington	2	1	3	111	115	226
Wentworth	3	3	6	213	183	396
York	25	15	40	749	696	1445
Muskoka				1	1	2
Not classified				54	15	69
Total	63	39	102	2781	2440	5221

TABLE No. 4.

Shewing the Counties from which Warranted Cases have been admitted up to
30th September, 1879.

	Admitted during Year.			Total Admissions.		
	Male.	Female.	Total.	Male.	Female.	Total.
Algoma				3		3
Brant				2	2	4
Bruce				4		4
Carleton				10	1	11
Elgin						
Essex						
Frontenac				4	2	6
Grey	1		1	27	3	30
Haldimand				4	1	5
Halton	1		1	4		4
Hastings				12	8	20
Huron				3		3
Kent				2		2
Lambton				1	1	2
Lanark				7	2	9
Leeds and Grenville				6	2	8
Lennox and Addington				10		10
Lincoln				11	9	20
Middlesex				2	1	3
Norfolk				1	1	2
Northumberland and Durham	2		2	28	3	31
Ontario				19	8	27
Oxford				1	4	5
Peel	1		1	17	3	20
Perth				5		5
Peterborough	1		1	15	4	19
Prescott and Russell				5	2	7
Prince Edward				3		3
Renfrew				4	1	5
Simcoe				24	12	36
Stormont, Dundas and Glengarry				9	2	11
Victoria	3		3	21	6	27
Waterloo				8	1	9
Welland				6	3	9
Wellington				10	3	13
Wentworth	1		1	34	8	42
York	11	3	14	111	54	165
Total admissions	21	3	24	433	147	580

TABLE No. 5.

Shewing the Length of Residence in the Asylum of those discharged during the year.

No.	Initials.	Sex.	When admitted.	When discharged.	Remarks.
4919	Wm. McF.	M	12th Sep., 1877	8th October, 1878	Unimproved.
5050	J. R.	M	21st June, 1878	15th October, 1878	Recovered.
5089	P. C.	M	5th August, 1878	16th October, 1878	Improved.
4860	M. B.	F	14th June, 1877	17th October, 1878	Improved.
4870	M. McG.	F	26th June, 1877	21st October, 1878	Improved.
5041	T. C.	M	3rd June, 1878	24th October, 1878	Recovered.
5194	M. V.	F	31st August, 1878	25th October, 1878	Recovered.
5094	E. N.	F	13th August, 1878	26th October, 1878	Recovered.
4955	J. A. M.	M	11th December, 1877	31st October, 1878	Unimproved.
4747	C. C.	F	7th December, 1876	5th November, 1878	Recovered.
5048	L. G.	F	14th June, 1878	8th November, 1878	Recovered.
5070	S. B.	F	11th August, 1878	11th November, 1878	Unimproved.
5101	J. McK	M	26th August, 1878	13th November, 1878	Recovered.
5028	J. A. M.	M	8th May, 1878	20th November, 1878	Improved.
5096	J. B.	M	15th August, 1878	20th November, 1878	Improved.
4511	W. C.	M	11th April, 1876	21st November, 1878	Recovered.
5053	A. D.	M	25th June, 1878	25th November, 1878	Recovered.
4996	E. K.	F	29th March, 1878	28th November, 1878	Recovered.
4935	C. H.	F	16th October, 1877	9th December, 1878	Recovered.
5080	B. C.	F	27th July, 1878	12th December, 1878	Recovered.
4733	E. F.	F	18th November, 1876	14th December, 1878	Improved.
4999	P. B. A.	M	2nd April, 1878	14th December, 1878	Improved.
4525	J. C.	M	21st April, 1876	23rd December, 1878	Recovered.
5000	M. B.	F	4th April, 1878	23rd December, 1878	Recovered.
5140	W. U.	M	28th November, 1878	23rd December, 1878	Improved.
5100	J. W. R.	M	1st September, 1878	23rd December, 1878	Improved.
5112	A. A.	F	17th September, 1878	25th December, 1878	Improved.
5122	H. T.	M	9th October, 1878	31st December, 1878	Recovered.
4986	V. McK.	F	22nd February, 1878	7th January, 1879	Improved.
5019	H. McG.	M	28th April, 1878	26th January, 1879	Recovered.
5139	J. S.	M	26th November, 1878	27th January, 1879	Recovered.
5135	A. E.	M	16th November, 1878	3rd February, 1879	Recovered.
5131	C. R.	M	9th November, 1878	13th February, 1879	Improved.
4233	J. B.	F	27th July, 1874	24th February, 1879	Recovered.
5160	A. McK.	M	13th January, 1879	13th March, 1879	Recovered.
5011	M. F.	F	15th April, 1878	13th March, 1879	Improved.
4917	E. P.	F	6th September, 1877	15th March, 1879	Recovered.
5168	J. S.	M	29th January, 1879	8th April, 1879	Improved.
5119	J. S.	M	28th September, 1878	10th April, 1879	Improved.
5170	M. J. B.	F	1st February, 1879	16th April, 1879	Recovered.
5166	R. McC.	F	28th January, 1879	16th April, 1879	Recovered.
5098	G. McG.	M	21st August, 1878	1st May, 1879	Recovered.
5056	R. A. G.	M	27th June, 1878	8th May, 1879	Recovered.
5007	W. K.	M	10th April, 1878	12th May, 1879	Improved.
5149	J. S.	M	14th December, 1878	13th May, 1879	Recovered.
5138	M. E. P.	F	25th November, 1878	21st May, 1879	Recovered.
4912	S. McN	M	29th August, 1877	22nd May, 1879	Recovered.
5152	W. L.	M	23rd December, 1877	11th June, 1879	Recovered.
5136	J. C. G.	M	22nd November, 1878	5th July, 1879	Improved.
5154	J. C.	M	1st January, 1879	8th July, 1879	Improved.
5197	S. S.	M	7th June, 1879	10th July, 1879	Unimproved.
5141	M. H.	F	29th November, 1878	19th July, 1879	Recovered.
5198	H. H. G.	F	8th June, 1879	23rd July, 1879	Recovered.
5081	J. H.	F	27th July, 1878	21st July, 1879	Recovered.
5128	M. J. F.	F	2nd November, 1878	24th July, 1879	Unimproved.
4806	A. A. G.	M	22nd March, 1877	25th July, 1879	Improved.

TABLE No. 5—Continued.

Shewing the Length of Residence in the Asylum of those discharged during the year.

No.	Initials.	Sex.	When admitted.	When discharged.	Remarks.
4703	J. C. L	F	13th October, 1876	3rd August, 1879	Unimproved.
5296	H. A.	F	23rd July, 1879	13th August, 1879	Recovered.
4758	A. L.	F	28th December, 1876	15th August, 1879	Improved.
4952	S. U.	M	5th December, 1877	22nd August, 1879	Recovered.
4495	M. McG.	F	7th April, 1876	22nd August, 1879	Improved.
5018	G. T. S.	M	25th April, 1878	23rd August, 1879	Unimproved.
5174	J. R.	M	8th February, 1879	25th August, 1879	Improved.
5161	J. W. C.	M	15th January, 1879	8th September, 1879	Improved.
5887	A. McK.	M	20th July, 1877	11th September, 1879	Unimproved.
5178	J. A. B.	M	11th February, 1879	17th September, 1879	Improved.
5091	J. M.	M	8th August, 1878	17th September, 1879	Improved.
5298	J. W.	M	14th August, 1878	19th September, 1879	Unimproved.
5212	M. S.	F	25th August, 1879	22nd September, 1879	Improved.
5200	J. Mac.	F	26th June, 1879	29th September, 1879	Improved.

TABLE No. 6.

Shewing Age, Length of Residence and proximate cause of Death of those who died during the year ending 30th September, 1879.

No.	Initials.	Sex.	Age.	Date of Death.	Residence in Asylum.			Proximate Cause of Death.
					Years.	Months.	Days.	
1	C. G.	M. ...	65	October 5, 1878	3	0	11	Senile decay.
2	R. C.	M. ...	61	" 11, 1878	1	1	8	"
3	T. M.	M. ...	43	" 19, 1878	0	3	14	General paresis.
4	F. L.	M. ...	48	November 22, 1878..	1	8	7	"
5	G. McE. ...	M. ...	36	" 26, 1878..	0	2	6	Diarrhœa.
6	G. McK. ...	M. ...	28	" 29, 1878..	0	0	4	General exhaustion.
7	J. R.	F.	63	December 2, 1878 ..	3	1	4	Senile decay.
8	J. B.	M. ...	47	" 2, 1878 ..	0	3	3	General paresis.
9	J. P.	M. ...	51	" 6, 1878 ..	1	5	21	Paralysis.
10	E. H.	F.	52	" 15, 1878 ..	1	7	22	General exhaustion.
11	J. M.	M. ...	77	" 15, 1878 ..	2	3	0	Senile decay.
12	W. B.	M. ...	66	" 18, 1878 ..	0	7	12	General paresis.
13	M. H.	M. ...	47	" 18, 1878 ..	0	3	4	"
14	C. B.	F.	31	January 16, 1879 ...	3	2	26	General exhaustion.
15	M. W.	F.	75	" 16, 1879 ...	0	3	0	Senile decay.
16	J. G.	M. ...	29	" 20, 1879 ...	1	9	29	Latent phthisis.
17	C. W.	M. ...	43	" 29, 1879 ...	7	9	5	Ascites.
18	G. P.	M. ...	42	February 25, 1879 ..	0	0	22	Pleuro-pneumonia.
19	M. Mc.	F.	37	March 7, 1879	2	4	4	Phthisis.
20	M. G.	F.	89	" 9, 1879	2	2	21	Senile decay.
21	J. C.	M. ...	19	" 16, 1879	1	6	18	Latent phthisis.
22	E. McK. ...	F.	24	" 20, 1879	0	0	6	Exhaustion of mania.
23	F. H.	M. ...	42	May 4, 1879	2	10	11	General paresis.
24	W. S.	M. ...	37	" 30, 1879	1	9	6	"
25	C. R.	M. ...	50	July 4, 1879	0	4	14	Suicide by hanging.
26	K. R.	M. ...	26	August 19, 1879	3	3	19	Latent phthisis.
27	C. H.	M. ...	50	" 31, 1879	0	5	23	Exhaustion of mania
28	W. T.	M. ...	54	September 9, 1879 ..	17	8	11	Pleuro-pneumonia.
29	S. S.	F.	58	" 14, 1879 ..	1	3	2	Senile decay.
30	H. S.	M. ...	40	" 27, 1879 ..	3	8	10	General paresis.

TABLE No. 7.

Shewing Trades or Occupations of Patients admitted into the Asylum.

	During the Year.			During former Years.			Total.
	Males.	Females.	Total.	Males.	Females.	Total.	
Professors of music				7	3	10	10
Book-keepers				15		15	15
Labourers	5		5	669		669	674
Carpenters	3		3	117		117	120
Teamsters				4		4	4
Masons				44		44	44
Farmers	28		28	750	9	759	787
Gardeners	1		1	3		3	4
Harness-makers				9		9	9
Domestics		3	3	5	878	883	886
Tinsmiths	1		1	10		10	11
Grocers				3		3	3
Butchers				16		16	16
Druggists				10		10	10
Millers	1		1	23		23	24
Blacksmiths	1		1	36		36	37
Sailors				22		22	22
Tailors	1		1	59		59	60
Shoemakers				73		73	73
Machinists	1		1	13		13	14
Merchants	1		1	73		73	74
Printers				27		27	27
Painters				21		21	21
Clerks	3		3	103		103	106
Moulders				16		16	16
Jewellers				4		4	4
Coopers				15		15	15
Clergymen	2		2	19		19	21
Railway conductors				1		1	1
Wood-workers				1		1	1
Commercial travellers				5		5	5
Cigar-makers				5		5	5
Teachers	2	5	7	43	39	82	89
Barbers				2		2	2
Railway foremen				1		1	1
Housekeepers		2	2		241	241	243
Laundresses				2		2	2
Weavers				12	2	14	14
Seamstresses		1	1		72	72	73
Spinsters (no occupation)					107	107	107
Cooks		9	12	6		6	6
No occupation	3			98	214	312	324
Wives		11	11		529	529	540
Nurses					4	4	4
Milliners					19	19	19
Gentlemen		2	2	20		20	20
Ladies					11	11	13
Inn-keepers				5		5	5
Brewers				9		9	9
Doctors				12		12	12
Students				13		13	13
Bakers	1		1	11		11	12
Pedlars				15		15	15
Lawyers				15		15	15
Engineers				15		15	15
Soldiers				5		5	5
Mechanics				23		23	23
<i>Forward</i>	54	33	87	2477	2136	4613	4700

TABLE No. 7.—*Continued.*

Shewing Trades or Occupations of Patients admitted into the Asylum.

	During the Year.			During former Years.			Totals.
	Males.	Females.	Total.	Males.	Females.	Total.	
<i>Brought forward</i>	54	33	87	2477	2136	4613	4700
Photographers				4		4	4
Others	5	2	7	33	12	45	52
Not stated	2	4	6	192	251	443	449
Hostlers				1		1	1
Hunters				1		1	1
Brickmakers				2		2	2
Ironmongers				1		1	1
Bridge-tenders				1		1	1
Sailmakers				1		1	1
Custom-House officers				1		1	1
Clock-cleaners				1		1	1
Glove-makers					1	1	1
Janitors				1		1	1
Hack-drivers				1		1	1
Brakesmen				1		1	1
Shopkeepers	2		2		1	1	3
Totals	63	39	102	2718	2401	5119	5221

TABLE No. 8.

Shewing causes of Insanity.

CAUSES OF INSANITY, In respect of the admissions for the year ending 30th September, 1879.	NUMBER OF INSTANCES IN WHICH EACH CAUSE WAS ASSIGNED.								
	As predisposing cause.			As exciting cause.			As predisposing or exciting cause where these could not be distinguished.		
	M.	F.	Total.	M.	F.	Total.	M.	F.	Total.
MORAL.									
Domestic troubles, including loss of relatives or friends				2	8	10			
Religious excitement				5	1	6			
Adverse circumstances, including business troubles. Love affairs, including seduction				5		5			
Mental anxiety, "worry"				1		1			
Fright and nervous shocks				2		2			
					2	2			
PHYSICAL.									
Intemperance in drink				3	1	4			
Intemperance, sexual									
Veneral disease									
Self-abuse, sexual				13	1	14			
Over-work				1	1	2			
Sunstroke				1		1			
Accident or injury				4	1	5			
Pregnancy					2	2			
Puerperal					2	2			
Lactation									
Puberty and change of life					1	1			
Uterine disorders									
Brain disease, with general paralysis				1		1			
Brain disease, with epilepsy				1	1	2			
Other forms of brain disease				1	3	4			
Other bodily diseases or disorders, including old age									
Fevers					1	1			
HEREDITARY.									
With other ascertained cause in combination	8	12	20						
With other combined cause not ascertained	6	8	14						
CONGENITAL.									
With other ascertained cause in combination									
With other combined cause not ascertained	1		1						
Unknown	15	8	23						
Total	30	28	58	40	25	65			

TABLE No. 9.
Probationary Discharges.

No.	Register No.	Sex.	Date of probationary discharge.	Date of expiry of probationary discharge.	Initials of patient.	Result.
1	4935	F. ...	9th November, 1878 ..	9th December, 1878 ..	C. H.	Recovered at home — discharged.
2	4733	F. ...	14th November, 1878 ..	14th December, 1878 ..	E. F.	Improved at home — discharged.
3	4999	M. ...	14th November, 1878 ..	14th December, 1878 ..	P. B. A. ...	Improved at home — discharged.
4	5122	M. ...	17th December, 1878 ..	17th January, 1879 ...	H. T.	Recovered at home — discharged.
5	5019	M. ...	26th December, 1878 ..	26th January, 1879 ...	C. H. M. ...	Recovered at home — discharged.
6	5135	M. ...	31st December, 1878 ..	31st January, 1879 ...	A. E.	Recovered at home — discharged.
7	4233	F. ...	24th January, 1879 ..	24th February, 1879 ..	J. B.	Recovered at home — discharged.
8	4969	F. ...	1st February, 1879 ..	1st March, 1879 ..	B. McC. ...	Returned unimproved.
9	4917	F. ...	15th February, 1879 ..	15th March, 1879 ...	E. P.	Recovered at home — discharged.
10	5119	M. ...	10th March, 1879 ..	10th April, 1879 ..	J. S.	Improved at home — discharged.
11	5198	F. ...	23rd June, 1879 ..	23rd July, 1879 ..	H. H. G. ...	Recovered at home — discharged.
12	4703	F. ...	3rd July, 1879 ..	3rd August, 1879 ..	J. C. L. ...	Unimproved—discharged.
13	5161	M. ...	28th July, 1879 ..	28th August, 1879 ..	J. W. C. ...	Improved at home “
14	5200	F. ...	11th September, 1879 ..	27th September, 1879 ..	J. M.	Improved at home “
15	5178	M. ...	10th September, 1879 ..	10th October, 1879 ..	J. A. B. ...	Improved at home “
16	4593	F. ...	24th September, 1879 ..	24th October, 1879 ..	M. A. J. ...	Not yet heard from.

TABLE No. 10.

Shewing Number of Cases and Forms of Restraint which occurred during the Year ending September 30th, 1879.

MALE WARDS.

No. of Ward.	No. of Patients in Ward.	No. of Cases of Restraint.	REMARKS. <i>Forms of Restraint used: Muffs and Wristlets.</i>
4	76	No restraint in 2 years 9 months.
6	56	No restraint for 3 years.
8	56	3	Refractory Ward—Restraint during 2 days only.
12	35	2	One of these patients restrained to prevent the removal of a truss.
14	24	No restraint for several years.
16	35	1	Is only restrained occasionally.
West Hospital.	40	No restraint since occupied.

TABLE No. 10.—Continued.

Shewing Number of Cases and Forms of Restraint which occurred during the Year ending September 30th, 1879.

FEMALE WARDS.

No. of Ward.	No. of Patients in Ward.	No. of Cases of Restraint.	REMARKS.
			<i>Forms of Restraint used: Muffs, Camisole, Wristlets, and Strapped to Chair.</i>
3	76	1	Muffs—8 days.
5	56	3	Strapped to chair, to compel rest from continual walking.
7	56	4	Refractory Ward—One with injured leg.
11	35	1	Muffs—11 days.
13	24	2	Mild restraint.
15	35	6	Camisole and muff.
East Hospital.	40	No restraint (chronic cases).

It will be seen that in 365 days, out of the 370 women under treatment during the year, only 17 were restrained, and out of 410 men only six were restrained in any form. All the forms of restraint are of the mildest kind, and strapping to a chair by a belt across the body to prevent walking might scarcely be called restraint. Most of the restraint was only for a few hours at a time. Out of a total of 780 persons, only 23 were deprived of personal liberty for a short time, and principally for tearing their clothes; this averages one every 16 days.

TABLE No. 11.

Clothes made during the Year ending September 30th, 1879.

Articles.	Number Made.	Articles.	Number Made.
Cotton chemises	401	Window-blinds	17
Flannel chemises	137	Drawers (pairs)	5
Cotton shirts	463	Aprons	16
Flannel shirts	107	Rugs	26
Wincey petticoats	85	Covers for quilts	72
Flannel petticoats	123	Sun-bonnets	31
Dresses	313	Table-napkins	6
Tablecloths	14	Tray-napkins	2
Towels	37	Neckties	2
Towels (roller)	15	Attendants' caps	60
Quilts	117	Patients' caps	48
Sheets	258	Potato-nets	5
Pillow-cases	713	Attendants' aprons	46
Pillow-ticks	13	Coats	100
Mattress-ticks	24	Trousers (pairs)	148
Bed-ticks	95	Vests	109
Nightgowns	63	Moleskin suits	19
Socks (pairs)	987	Slippers (pairs)	120
Stockings (pairs)	303		
Wincey jackets	33	REPAIRS—Coats	624
Flannel jackets	3	“ Trousers	728
Print jackets	18	“ Vests	200

TABLE No. 12.

Return of Farm and Garden Produce for the year ending September 30th, 1879.

	Quantities.	Rate.	Value.
		\$ c.	\$ c.
Asparagus	1050 bunches	@ 0 04	42 00
Apples	80 barrels	@ 1 50	120 00
" crab	4	@ 1 50	6 00
Beet, blood	120 bushels	@ 0 50	60 00
Beans, Lima	16	@ 0 80	12 80
Carrots, garden	150	@ 0 40	60 00
" field	9 tons	@ 8 00	72 00
Cucumbers	49 bushels	@ 0 80	32 00
Celery	2,250 roots	@ 0 04	90 00
Currants	4 bushels	@ 2 00	8 00
Cauliflowers	120 heads	@ 0 06	7 20
Citrons	800	@ 0 04	32 00
Cherries	5 bushels	@ 2 00	10 00
Cabbage	6,000 heads	@ 0 05	300 00
" red	200	@ 0 05	10 00
Grapes	220 lbs.	@ 0 10	22 00
Gooseberries	32 quarts	@ 0 10	3 20
Hay	100 tons	@ 10 00	1,000 00
Lettuce and cress	2,760 bunches	@ 0 04	110 40
Mangold-wurtzel	250 tons	@ 7 00	1,750 00
Onions, green	2,760 bunches	@ 0 03	82 80
" ripe	180 bushels	@ 1 00	180 00
Oats	1,300	@ 0 40	520 00
Peas in pod	30	@ 0 30	9 00
Potatoes	5,500	@ 0 40	2,200 00
Parsnips	250	@ 0 50	125 00
Peppers, red	1/2	@ 2 00	1 00
Radishes	136 bunches	@ 0 04	5 44
Rhubarb	850	@ 0 06	51 00
Spinach	60 bushels	@ 0 75	45 00
Sweet corn	1,000 ears	@ 0 01	10 00
Strawberries	64 quarts	@ 0 07	4 48
Squash	50	@ 0 04	2 00
Tomatoes	235 bushels	@ 0 40	94 00
Turnips	10 tons	@ 9 00	90 00
Vegetable-marrow	50	@ 0 05	2 50
Western corn, green feed	170 loads	@ 0 80	136 00
" stalks	30 tons	@ 4 00	120 00
Green feed grasses	140 loads	@ 0 50	70 00
Flowers, seeds and bulbs			112 00
Eggs	214 dozen	@ 0 14	29 96
Milk	14,000 gallons	@ 0 24	3,360 00
Butter	91 lbs.	@ 0 15	13 65
Fowls, killed for use	140	@ 0 35	49 00
Pork,	13,180 lbs.	@ 5 00	659 90
Hogs, sold			102 00
" stock increase	12	@ 2 00	24 00
Straw	75 tons	@ 8 00	600 00
Horses, matured	2	Increased value.	50 00
Cow, sold	1		30 00
Calves, sold	20	@ 0 75	15 00
" matured	2	Increased value.	20 00
" increase	1		10 00
Total amount			\$12,571 33

ASYLUM FOR THE INSANE, LONDON.

REPORT OF THE MEDICAL SUPERINTENDENT FOR THE YEAR
ENDING 30TH SEPTEMBER, 1879.

LONDON ASYLUM, October 1st, 1879.

To J. W. LANGMUIR, ESQ.,
*Inspector of Asylums, Prisons, etc.,
for the Province of Ontario.*

SIR,—I have the honour to transmit to you the ninth Annual Report of this Asylum.

On the 1st of October, 1878, there were resident at this Asylum 707 patients, of whom 351 were men and 356 were women. During the year from October 1st, 1878, to September 30th, 1879, inclusive, there have been received at this Asylum 168 patients, of whom 80 were men and 88 women, making the total number under treatment during the year just closed 875, 431 men and 444 women. Of these patients, 88 have been discharged during the year (48 men and 40 women); 43 have died (23 men and 20 women); and 2 have escaped, both men, leaving in residence at this date 742 patients, of whom 358 are men and 384 are women. The number of patients discharged as recovered and improved, was 80 (44 men and 36 women); or 47.6 per cent. of the admissions.

The total number of patients under treatment during the year was 875, and the number of deaths 43, so that the death rate for the year was 4.91, which is slightly lower than the death rate last year, viz.: 5.1, but higher than the death-rate of the year before last, which was only 3.8. The deaths of the year were due to diseases of the brain and nervous system, connected with the insanity of the patients, and to old age, phthisis, diarrhœa, etc. We had no deaths from epidemics or preventible causes.

Repairs and Improvements made.

These have been this year very numerous and extensive, and I shall only attempt to give the chief of them. We have fitted up cupboards, shelving in storerooms, a kitchen, etc., etc., at the new Refractory Asylum. Last autumn we graded, under-drained, and sowed with grass the airing courts belonging to this building. This summer the fences have been put up around them. A year ago I planted twenty-five good-sized trees in each of them. These trees have done well, and at present the airing courts are in full use, and are in most excellent order. In a very few years they will be delightfully shaded by the young trees. Last fall and this spring, we finished grading and planting the fourteen-acre field in which the cottages stand. This part of the Asylum is now as handsome as any part of our beautifully-ornamented grounds. We have opened a stairway from the outside to the cellar of the north cottage. Last autumn, I planted clumps of trees in the fields in front of the Asylum, where they had been planted before by Dr. Landor and had died. In the course of the year we have finished removing the stumps from, and grading and draining, the new twenty-acre field belonging to the hundred acres across the sideline, and this field is now in perfect order for cultivation. We have floored the reception-room in the main building, the kitchen and scullery in the west cottage, besides many dormitories, with oak. We are at present engaged in renewing all the back stairs and landings on the male side of the Main Asylum with oak, in place of the old pine floors and stairs, which are worn out. We have altered

all the water-closets on the male side of the Main Asylum, so as to give each of them a separate downpipe and trap, as we did with those on the female side last year. We have made a change in the use of the large associated dining-rooms in the Main Asylum. Each of these rooms used to open into both male and female corridors, and they were each occupied by both men and women. This year I had one of the doors of each dining-room permanently closed, and the other door enlarged to double its former size, and now we use the lower dining-room entirely for women, and the upper entirely for men. We find this to be a very great improvement. The chief male attendant has charge of the dining-room for men, and the chief female attendant of the dining-room for women, and better discipline is maintained than was possible under the old system. We took hot water from the laundry-heater to the scullery and kitchen of the Main Asylum, and removed from the scullery the large agricultural kettles in which we used to heat water. We put a range and steam kettles in the kitchen of the Refractory Asylum, and made all necessary connections. We refitted the steam-pipes to the steam domes of the new boilers at the Refractory Asylum to prevent foaming. We replaced the old small overflow-pipes of all six water-tanks in the Main Asylum with much larger pipes, to prevent them from overflowing and destroying the ceilings, as they were constantly doing. We put in a large hot-water boiler in the north cottage to heat water for bathing the cottage patients, in place of the cast-iron boiler originally supplied, which never answered the purpose very well, and which at last burst. We took out one of our large steam boilers, had it over-hauled and repaired, and put it back in its place. We have finished the new laundry extension, including the setting up of machinery, and provided the same with ventilators. We have made an improvement in the old asylum lock, so that is far less liable to be put out of order, and cannot be picked, and we are gradually replacing those formerly in use with this improved lock. We have repaired the floor of the bakery, the joists of which were decayed, and added to the shelving in the store-room of the same. We reorganized the interior of the large kitchen refrigerator at the Main Asylum, which was originally badly planned and was decaying. We made new and larger porches for the west cottage to correspond with the porches of the new cottages. We have laid out, graded, and gravelled the back yard of the Main Asylum, and this autumn we shall partly sod it and partly seed it, so that in a year or two I hope to have the back premises as orderly and almost as ornamental as the front. The Public Works Department have fitted up the two old wooden coal sheds which stand at each side of the entrance to the barn-yard, one for an ice-house and one for an agricultural implement and waggon shed. This is a very great improvement, for these sheds will now be very useful and quite ornamental, instead of being, as has been the case for some years, very unsightly and quite useless. I propose to utilize the two old ice-houses which will no longer be required as such, one as a lumber-shed for the carpenter and the other as a slaughter-house for the butcher; in the course of the autumn I hope to get them moved and fitted up for these purposes. Late last autumn the Public Works Department built us a most excellent root-house, with a capacity of some 15,000 bushels. We have this year adopted the safety-match (as an additional precaution against fire), which will only strike on a specially prepared surface, and we use no other match than this about the Asylum. Should these matches fall into the hands of mischievous patients, they could do no harm with them. And, lastly, I have in the course of this year, on the occasion of the opening of the Refractory Asylum, with your concurrence, entirely re-organized the staff of the Asylum in such a manner as to make it more efficient and less costly per patient than it was before; and in connection with this re-organization I have, under your instructions, re-written the Rules and Regulations of this Asylum.

REPAIRS, ETC., RECOMMENDED.

1. The windows of the Main Asylum are nearly all more or less out of repair; many of them cannot be opened and many of them are not safe, so that every year a greater or less number of patients escape through them. As our chief means of ventilation is by the windows, the impossibility of opening many of them is a serious matter. The windows should all be made movable and safe on some uniform plan.

2. I had the honour, some little time ago, to call your attention to some defects in our steam heating appliances, water supply, and fire protection, and to point out how they could be remedied to the very great improvement of the Asylum, and in such a manner that an actual saving of money might be effected. The plan suggested was briefly: (a) To combine all the Asylum boilers in one boiler-house at the rear of the Main Asylum, and to carry steam from that boiler-house to all parts of the Asylum, including the Refractory Asylum, cottages, sewing-room, carpenter's shop, store, and Medical Superintendent's house, for both heating, and, where needed, cooking purposes. (b) To dig a well at the east wing of the Main Asylum, corresponding to that at present at the west wing, and furnish it with a pump and engine, so that our water-supply machinery might be in duplicate, and that we may not be liable, as at present, to be deprived of water at a moment's notice by the breakage of some part of the pumping engine or pump. (c) To lay down underground pipes connected with a force pump in such a manner that each part of the Asylum may be commanded by one or more hydrants, so that at a moment's notice large quantities of water could be thrown upon any part of the buildings in which a fire might originate. The carrying out of this scheme is, I think, at present the most important improvement which could be made at this Asylum.

3. I have hoped for some years to obtain a small grant for the foundation of a psychological library for the use of the medical staff of this Asylum. It is not possible for each physician here to buy for himself a library of this kind, and still each of the doctors requires the use of such a library. The cost to the State for such a collection of standard authors as is needed would be a mere trifle, and would be amply repaid by the increased efficiency, after a very few years, of the medical staff. I beg that you will take this matter into serious consideration.

4. Our general library for the use of patients and *employés* is running very low. A few hundred dollars is urgently needed to renew this important means of recreation.

5. A coal shed and kitchen will be needed at the Refractory Asylum, unless the scheme mentioned in paragraph 2 of this section of the present report be adopted; but if it is, no coal shed will be required. So, too, a kitchen will have to be built at the Refractory Asylum whenever the whole of this building is required for patients; but should the scheme just alluded to be adopted, the present engine house at the Refractory Asylum will make an excellent kitchen for this branch of the Institution.

6. This Asylum is now so large, and the number of *employés* so great, that the wagonette will not take nearly all those to church who are off duty, and who wish to go in on Sunday. I wish very much that the Government would buy another wagonette, similar to that which we have, for this service.

7. I would strongly recommend that two small horses or ponies be procured to do the messenger work in place of the one large horse used at present. It is found that large horses do not bear such constant roadwork as well as do smaller horses; and besides this, we might with advantage do the messenger work with a larger wagon, and bring from the city many things which we now have brought out, or which we send a farm team in for. And in the third place, the number of *employés* at this Asylum is now so great that we are often short of seats for those who want to ride to and from the city, and who have a right to be accommodated in this way.

8. The work in the sewing-room, which is becoming simply enormous in amount, might be greatly facilitated by carrying power to this room, to run the sewing machines, from the laundry engine, and I strongly recommend that this be done at once.

9. The roofs of the Main Asylum wings, and of the water-closet projections of the Main Asylum leak very badly, especially in the winter time. I do not think it will be possible to repair them in any satisfactory way, except by relaying these roofs, as we did a year ago in the case of the roof of the centre building of the Main Asylum, and I hope that this will be done as soon as possible.

10. I trust that in the course of the ensuing year, a coal shed will be erected at the west cottage, similar to those which have been erected at the north and east cottage.

11. I had the honour in my last annual report to direct your attention to the need which exists here for a chapel in which to hold religious services, and in your last annual report you recommended that this should be built. It is not necessary that I should here

repeat the strong reasons which make it desirable that this structure should be supplied us. As our numbers go on increasing, the need for this building becomes more and more pressing. I trust that in the course of the coming year this want will be supplied.

12. The tea and coffee urns set up during last year in the upper dining-room, occupied by the male patients, in the Main Asylum, have proved to be a very great convenience, and a means of great economy of labour. I trust that you will this year enable us to procure a similar set for the corresponding dining-room for women on the next floor lower down.

13. The grounds in front of the Refractory Asylum have yet to be graded and planted, and a large terrace will require to be constructed across the front of this building. Several old buildings, which stand at present in these grounds, will need to be removed, and altogether there is a great deal of work to be done to put this part of the grounds in order. Some of this work we might do ourselves, but we could not do the whole of it within any reasonable time without neglecting other work which is fully as pressing as this. I trust that you will procure us some assistance towards this work, so that we may complete it in the course of the coming year.

14. In my last annual report, I spoke of the advisability of replacing the clocks at present in use in the Asylum, by a set of electric clocks, which could be arranged so that they would all necessarily shew the same time. There is no doubt that this would be a very great improvement if it could be done.

15. I also mentioned last year the need which exists of a new house for the Bursar. The house in which he now lives is scarcely habitable in very cold weather. When a new house is built for this officer, it will be advisable to place it nearer the asylum than is the house he now occupies.

16. I beg to refer you to my last year's report for details upon the subject of irrigating the vegetable garden from the sewage reservoir. This might be done either by wind power or by steam. I believe the last would be the best power to use. The steam could be carried, from the boiler-house common to the whole asylum, to an engine and pump placed at the reservoir. I am certain that the yield of the garden could be enormously increased by the irrigation proposed, and that the cost of carrying this out would be returned to the Asylum in a very few years by the increase of the crops produced.

17. I am still of the opinion that it would be an advantage to the Asylum to have more ground than we at present possess. This year I saved, besides our own large crop, nearly fifty acres of hay which I bought standing from a neighbour. If we had another hundred acres of land, we could, I am certain, make it pay a large interest on the cost. The land which I should like the Government to buy is the hundred acres containing Mr. Saunders' fruit farm, across the Governor's road. This hundred acres would give us the three things we most want, namely, pasture, hay and fruit.

COMPLETED ASYLUM.

In the month of February of this year we completed the occupation of the Asylum, by removing one hundred patients to the new refractory branch, thus making room for new patients at the main building. The Asylum as now completed consists of a main building, with a capacity of 541 beds; a refractory branch standing 250 yards to the north-east of this, with a capacity of 186 beds; and the group of cottages standing 200 yards north-west of the main Asylum, containing 180 beds. The total capacity of the Asylum is therefore 912 beds. The classes of patients kept in the refractory branch of the Institution are the very violent, the very dirty, and those who are determined to elope if possible, and who have considerable ingenuity available for this purpose. So far the Refractory Asylum has been in every way a success. Thanks to its isolated position, making free ventilation easy, its hard plaster, and hardwood floors, and a good staff of attendants, it is kept clean and sweet in spite of the filthy habits of many of its inmates; and finally, though all the worst patients in the Asylum are lodged in this building, very little mechanical restraint or seclusion is used there. On the male side, often for weeks together we use none; and on the female side the whole amount used will not average more than one

person in restraint continuously. For this excellent restraint record we have to thank very largely Dr. Beemer and the Chief Male and Chief Female Attendants at this branch of the Asylum. Dr. Beemer, who is the resident physician there, has done his utmost to reduce the use of mechanical restraint, and his success has been greater than I would have dared to hope for two years ago. But our experience has taught us that the use of restraint makes restraint necessary—that a patient who is kept in restraint a large part of the time will almost certainly be violent upon being released; whereas, the same patient, kept out of restraint and watched, will gradually lose more or less completely that condition of nervous restlessness, which made him or her violent, mischievous, or destructive. We have not yet succeeded, and I do not know that we ever shall succeed, in doing without restraint entirely. Occasionally it seems absolutely necessary to use restraint to protect patients against themselves, or to protect other patients from them; but we find that the sooner we can leave the patient free from restraint, the more likely is he or she to behave well after it is removed. Nothing has happened in the course of the year just closed to make me alter what I said in my last report in praise of our group of cottages. The one hundred and eighty patients in this part of the Asylum, in spite of the large amount of liberty they are allowed, give no trouble. We have still had no elopements from any of the cottages, and no accident of any kind as the result of too much freedom. The cost of construction of these buildings was \$278 per patient; and the cost of maintenance in them is less than it is in any large asylum, because a much smaller staff of attendants is needed. When the saving of money and the extra comfort and healthfulness of the patients is considered, it seems surprising that this system is not adopted in other countries: and probably it will be after it has become known more extensively. So far then, the division of the Asylum into three distinct parts—one part, the cottages for quiet chronic cases; another, the Refractory Asylum for the most troublesome cases; and a third, the Main Asylum, for those cases which are intermediate between these extremes—has been in every respect an unqualified success.

PATHOLOGY.

In a few more years, if all goes well, we shall have here a magnificent Asylum, with good outbuildings and fine grounds, and we shall have, in all human probability, over nine hundred patients in it, from one year's end to another. We shall have every facility for taking care of these patients, for curing such as are curable, and for keeping in comfort such as are not curable. Having provided thus for the material wants of the patients of this generation, we ought not to forget that we owe something to the generations of patients who are yet to come, and that we owe something to science, which has enabled us to do so much. It is incumbent upon us, as we have learned from former generations, to attempt to teach again in our turn; and that we may do this it is necessary that we should take steps to increase the learning that has come down to us. Ontario, as, in some sense, a sovereign state, will not be true to herself if she does not soon take steps to place herself amongst those states, both in Europe and America, which are endeavouring to advance the old boundaries of knowledge by the acquisition and annexation of new territory. In no department of science does it lie so directly within the province of the Government to advance knowledge as in that of pathological psychology; for in this branch of science the Government holds, within its own hands, all the elements for investigation. If it does not use them, no one else can. What is required is that, at some one of the asylums for the insane belonging to the Province, a suitable building should be erected, furnished with microscopes, photographic apparatus, and chemical re-agents, and placed under the charge of a pathologist, who will be an officer of this institution; this officer will be amply supplied with material from the asylum, and upon this material he will make a continuous course of original observations. The results of these observations will be published in the annual reports of the asylum, and from time to time in special reports as required. I ask that this Asylum may be chosen for the above purpose: first, because it is the largest Asylum in the Province, and can, therefore, command the largest amount of material; and secondly, because it is not likely to be moved to make room for the growth of a neighbouring city, as may possibly happen, at some future time, in the case

of our oldest Asylum. I do not expect that the Pathological Laboratory, which I now ask for, will be granted at once, but I hope that the matter will be taken into consideration; and I feel sure that the more intelligently it is considered, the more clearly it will appear that this is one of the things which the country ought to do, and must do, and that the only question really remaining for decision is the time when it shall be done.

VISITORS.

During the past year we have had the usual number of visitors to the Institution; and I have again to say that I have still no doubt whatever that it is highly desirable that visitors should be allowed free access to institutions of this kind. The great value of these visits consists in the fact that a very large proportion of the common people throughout the country, still think that lunatic asylums are conducted in the traditional manner of fifty years ago. They think that the patients, or many of them, are habitually secluded and restrained, and subjected besides to many kinds of ill-treatment and cruelty. This popular impression undoubtedly still operates to prevent people sending their insane relations to an asylum until they are forced to do so, either by the violence or long-continuance of the disease; and this delay in sending the patient very often converts a curable into an incurable case, as all medical superintendents declare. Every one will admit that it is highly desirable to remove this (at present) false impression from the public mind, and I do not see how this can be done except by allowing the public to see the facts for themselves. If the doors of the asylums are kept closed, people will always think that there is something to hide; and it is just this impression which it is so important to remove. There are many other reasons why the public should be encouraged to visit lunatic asylums, such as the constant inspection so maintained by the public; the variety which is in this way introduced into the horribly monotonous life of the patients; the constant assurance thus given to the public that there is nothing to conceal in the manner in which the patients are used. But the reason first-mentioned is the most cogent, though there are many others of great force, all tending in the same direction. The reasons given against admitting visitors are—first, that the public curiosity in regard to the care and treatment of lunatics is a contemptible weakness which ought not to be gratified; secondly, that the patients do not like to be visited; and third, that it does harm to the patients to have strangers pass through the halls where they are and look at them. While I give the gentlemen who urge these objections credit for perfect candour, and a desire equal to my own to render good service to the public and to the patients in their charge, and while I declare that I have weighed this matter carefully and impartially in my own mind, I must acknowledge that these objections seem to me trivial and without force. The first of them I think I have already answered. In regard to the second and third, I have only to say that I have never yet known a single patient object to the admission of strangers into the halls, and that I have never known a patient to be injured by these visits.

ALCOHOL.

But a very small portion of the six hundred dollars granted by the Government last year to purchase alcoholic stimulants for the use of this Asylum, was used. Within a few months after the time that I wrote my last annual report, I ceased to use stimulants entirely, except in the case of patients who were actually ill in bed, and even in these cases very little has been given. In no case, for many months, have I used any beer, wine or whiskey. Wherever alcohol appeared to me to be indicated, I have used alcohol itself just as I should have used chloral or morphine, if either of them had been the drug needed. In this way I have reduced alcohol to what seems to me its true position—that is, to the position of a medicine, and have excluded its use absolutely as a luxury. The amount of alcohol used has been very small, not more than at the rate of six gallons per annum; and it is very doubtful whether we shall continue to use as much as this. No appropriation will be asked in future to purchase alcoholic stimulants for this Asylum. The small quantity of alcohol that we require will be purchased as a medicine from the appropriation made for the purchase of drugs. We have not used any more chloral or morphine since we discontinued the use of alcoholic stimulants than we used before.

Neither have I seen any indication for an increased use of these drugs or others allied to them, to take the place of the alcohol which used to be given. The health of the Asylum has not suffered from the disuse of alcohol, indeed I believe it has been better this year than ever before. Our death rate this year has been slightly lower than it was last year, but not so low as the year before last. It is safe to say that it has not been affected prejudicially by the disuse of alcohol. The percentage of recoveries to admissions has been a good deal higher than last year, and slightly higher than the year before last. As far as I can see, the disuse of alcohol has been a clear gain, without any counterbalancing loss. Singularly enough, the patients themselves did not mind the withdrawal of their accustomed stimulant, I mean such patients as had for a long time been given beer, wine, or whiskey, on account of some special debility. Hardly any of them begged to have the stimulant restored to them; and those who did ask for it forgot all about it in a very few days. The only exception to this statement was in the case of a very old man, who had been a soldier, and who had probably drank more or less whiskey every day for the last fifty years. He complained most bitterly at being deprived of his whiskey, and it was given back to him. He has since died of old age. Not only did the habitually feeble patients, who had been getting stimulants for a long time, not seem to miss their beer, wine, or whiskey, but they did not appear to suffer in health, even for a short time, from its discontinuance. In most cases they seemed neither better nor worse for the change; in other instances they seemed better without the stimulant. In one case the effect of the disuse of the alcohol was remarkable. This was the case of a young woman of about thirty years of age. She had been an inmate of the Asylum for two years. She was a case of dementia; her health was feeble, but she had no bodily disease. She had had 4 oz. of port wine a day for more than a year, and during that time she had not sat up for more than a few minutes at a time, but she lay in bed or reclined on a sofa all the time. My assistants thought that if she was deprived of her wine she would die. I did not share this opinion, and about ten months ago I stopped her wine. In about two weeks she ceased to spend her days on a sofa, and ever since she has sat up and walked about all day long. Her mental condition has remained the same as it was, and nothing has occurred, besides the withdrawal of the wine, to account for her improved bodily health. For many years my experience and studies have been leading me gradually to the conviction that the use of alcohol, either in health or in disease, is, in almost every case, a mistake. My experience at this Asylum has materially strengthened that conviction, and I now believe that alcohol is, in every instance, and under all circumstances, injurious to a healthy person, and that its value as a drug, if it have any, is very slight indeed. I may be asked how I reconcile my opinion and practice in this matter with the powerful arguments brought to bear on the other side of the question, by means of which it is thought to be proved that alcohol is useful and even necessary for the most successful treatment of many diseases, including some forms of insanity? My reply is, that the medical men holding these views, while not less honest and intelligent than are those who differ from them, are simply, on this point, mistaken, just as were the majority of the profession in the matter of blood-letting a hundred years ago. It was at last shewn by experience that blood-letting was not necessary or even useful in the case of a healthy man, and that this remedy was only of any value in a very limited number of cases of disease; and that in the vast majority of the cases in which it had been the practice to employ it, it did far more harm than good. Still, before this was shewn, an average practitioner of that day would have been able to give as much authority for the use of the lancet as he could give to-day for the use of alcohol; and in another hundred years the authorities in either case will probably be equally valueless. Experience is applying the same test to alcohol to-day, as it applied to blood-letting in the time of our grandfathers, and with the like result. As we cease to use alcohol, either in health or in disease, we find that in nearly every case we do better without than with that agent. And there is no doubt in my mind that the time will come, though not in this generation or the next, when alcohol, either in health or disease, will be as rarely used as is blood-letting at present. Neither is this an unfair comparison; for surely it is as rational, on the face of it, to expect good results to flow from the withdrawal from the body of one of its constituent parts, as it is to expect benefit, except in very rare and exceptional con-

ditions of the system, from the introduction into the body of a substance which has no chemico-vital relations with any of the tissues or fluids of any living organism.

AMUSEMENTS.

For several reasons our amusements during the year just closed were not as numerous as they were the year before. In the first place the amusement hall was shut up for about five weeks in January and February, because it seemed that the main water tank was not quite safe. This, however, proved to be a false alarm. In the second place, we were one doctor short on our medical staff a large part of the winter, and so the Asylum Dramatic Club were not able to do as much acting as usual; and in the third place we tried to get a better class of entertainments than some we had in the past. However, in addition to our weekly dances, we had the following twelve entertainments, which were all of them excellent; and I thank most heartily all those who took part in them.

1. Theatrical performance by London East Dramatic Society.
 2. Comic operatta by London Dramatic Club.
 3. Christmas dinner and Christmas tree.
 4. Vocal and instrumental concert by Mr. Hiscott and the 7th Batt. Band, assisted by Miss Henrietta and other vocalists.
 5. A concert by Mr. Sippi, Mr. and Mrs. Furness, and others.
 6. Variety entertainment by O. Y. B. Club.
 7. Dramatic entertainment by London East Dramatic Club.
 8. A musical entertainment by Mr. P. Burroughs, Mr. E. Batters, and others.
 9. A variety entertainment by Mr. Archie Bremner and Company.
 10. A concert by the Choir of the Queen's Ave. Methodist Church.
- And the following two given by the Asylum Dramatic Club :

1. "Peggy Green."
2. "Poll and Partner Joe," (Musical Burlesque).

The acting of several members of this club is really most excellent, and the Asylum is deeply indebted to them for the interest they take in the performances, and for the ability with which they carry them out. Every week during the season, except during the five weeks mentioned above, we had a dance on Tuesday evening. We have now an excellent band, which is very useful to us. It supplies music for the weekly dances, and orchestral music and accompaniments at plays and concerts. The band is kept up by employing a certain proportion of men for attendants who are musicians. These men during the winter season are paid two dollars a month extra. So far I have had no difficulty in keeping the band recruited.

DIETARY.

The following extract taken at random from our dietary for the past year will illustrate fairly this important part of our daily life :

AUGUST 16 TO 22 (INCLUSIVE) 1879.

MAIN ASYLUM.

Breakfast :

- Sunday—Bread, butter, tea, coffee.
 Monday—Bread, butter, tea, coffee, oatmeal porridge.
 Tuesday—Bread, butter, tea, coffee, boiled bread.
 Wednesday—Bread, butter, tea, coffee, oatmeal porridge.
 Thursday—Bread, butter, tea, coffee, commmeal porridge.
 Friday—Bread, butter, tea, coffee, boiled rice.
 Saturday—Bread, butter, tea, coffee, boiled bread.

Dinner :

- Sunday—Meat stew, potatoes, bread.
 Monday—Corned beef, potatoes, bread, baked bread pudding.
 Tuesday—Roast beef, potatoes, bread, bread pudding.

Wednesday—Meat pie, potatoes, bread.
 Thursday—Irish stew, bread, baked bread pudding.
 Friday—Fish, boiled beef, potatoes, bread.
 Saturday—Roast beef, potatoes, bread, bread pudding.

Tea :

Sunday—Bread, butter, tea.
 Monday— “ “ “ gooseberry preserves.
 Tuesday— “ “ “
 Wednesday— “ “ stewed apples.
 Thursday— “ “ currant buns.
 Friday— “ “ “
 Saturday— “ “ “

COTTAGES.

Breakfast :

Sunday—Bread, butter, coffee.
 Monday—Oatmeal porridge, bread, butter, coffee.
 Tuesday—Cold meat or hash, “ “ “
 Wednesday—Oatmeal porridge, “ “ “
 Thursday—Boiled rice, “ “ “
 Friday—Cornmeal porridge, “ “ “
 Saturday—Cold meat or hash, “ “ “

Dinner :

Sunday—Meat stew, potatoes, beets, bread.
 Monday—Corned beef, potatoes, bread.
 Tuesday—Roast beef, potatoes, bread, bread pudding.
 Wednesday—Boiled beef, boiled pork, potatoes, bread.
 Thursday—Irish stew, bread, baked bread pudding.
 Friday—Fish, boiled beef, potatoes, bread.
 Saturday—Roast beef, potatoes, bread, bread pudding.

Tea :

Sunday—Bread, butter, tea.
 Monday— “ “ “
 Tuesday— “ “ “ stewed prunes.
 Wednesday— “ “ “
 Thursday— “ “ “ currant buns.
 Friday— “ “ “
 Saturday— “ “ “ stewed apples.

REFRACTORY BRANCH.

Breakfast :

Sunday—Bread, butter, tea.
 Monday—Oatmeal porridge, bread, butter, tea.
 Tuesday—Cornmeal porridge, “ “ “
 Wednesday—Boiled bread, “ “ “
 Thursday—Boiled rice, “ “ “
 Friday—Oatmeal porridge, “ “ “
 Saturday—Cornmeal porridge, “ “ “

Dinner :

Sunday—Roast beef, potatoes, bread.
 Monday—Corned beef, potatoes, bread.
 Tuesday—Roast beef, potatoes, bread, bread pudding.
 Wednesday—Meat pie, potatoes, bread.

Thursday—Irish stew, bread, baked bread pudding.
 Friday—Fish, boiled beef, potatoes, bread.
 Saturday—Meat stew, potatoes, bread, bread pudding.

Tea:

Sunday—Bread, butter, tea.
 Monday— “ “ “
 Tuesday— “ “ “ stewed apples.
 Wednesday— “ “ “
 Thursday— “ “ “ currant buns.
 Friday— “ “ “
 Saturday— “ “ “ stewed prunes.

ATTENDANTS.

Breakfast:

Sunday—Beefsteak, potatoes, bread, butter, tea, coffee.
 Monday—Cold meat, bread, butter, tea, coffee.
 Tuesday—Hash, “ “ “ “
 Wednesday—Cold meat, “ “ “
 Thursday—Beefsteak, potatoes, bread, butter, tea, coffee.
 Friday—Porridge and milk, cold meat, bread, butter, tea, coffee.
 Saturday—Cold meat, bread, fresh butter, tea, coffee.

Dinner:

Sunday—Roast beef, lamb, beets, potatoes, bread, tea.
 Monday—Roast beef, lamb, potatoes, cabbage, bread.
 Tuesday—Roast beef, veal, potatoes, cabbage, bread.
 Wednesday—Roast beef, veal, potatoes, beets, cucumbers, bread.
 Thursday—Roast beef, veal, mutton, potatoes, tomatoes, bread.
 Friday—Fish, roast beef, potatoes, bread, apple pudding, tea.
 Saturday—Roast beef, roast pork, potatoes, cabbage, bread.

Tea:

Sunday—Bread, butter, tea, preserves.
 Monday—Bread, fresh butter, tea, preserves.
 Tuesday—Bread, fresh butter, tea, baked apples.
 Wednesday—Bread, fresh butter, tea, tomatoes.
 Thursday—Bread, corn bread, fresh butter, tea.
 Friday—Bread, fresh butter, tea, tomatoes.
 Saturday—Bread, fresh butter, tea, stewed apples.

When it is considered that each article mentioned is good of its kind, and plentiful in quantity, it cannot be denied that this dietary contains everything that is needed, and in sufficient variety to maintain the body in health. In all cases of illness, extra diet is ordered by the physicians in attendance, and approved by the Medical Superintendent, such as is thought best to meet the special requirements of the case, without regard to labour in preparation, or to cost. On the whole, our diet, though not costly, is probably better adapted to the actual needs of the human system, than is the diet of most well-off or wealthy people.

SUNDAY SERVICES.

Every Sunday morning we have divine service in the amusement-room on the third floor. These services are conducted by the clergymen of the several Episcopal churches of the city. With our present large number of patients, many of them old and feeble, the amusement-room is scarcely suitably situated, or sufficiently easy of access, to be used as a church, and for other reasons, mentioned in my last report, it ought by all means, as soon as possible to be replaced for this purpose by a chapel built on the ground.

When a proper chapel is provided for the Asylum I propose to ask the clergymen of the city, outside of the Episcopal Church, to provide us a service in the afternoon. At present the difficulty of access to the room which we use as a chapel, prevents me from attempting this addition to our services—an addition which would assuredly be a great boon to the patients, many of whom, of course, belong to other churches than the Episcopal. As it is, the single daily service that we have is well attended, and highly prized by the patients, and the best thanks of the Institution are due to the clergymen who read the services and preach for us from year to year without pecuniary reward.

OFFICERS AND EMPLOYES.

A few months ago Dr. Metcalf, who had been assistant superintendent at this Asylum for about two years, and who before that time had filled the same position at Toronto, was appointed Superintendent of the Asylum for the Insane at Kingston. At the same time, Dr. Burgess, who had been First Assistant Physician, was promoted to the rank of Assistant Superintendent, and Dr. Beemer was promoted from the position of Second Assistant Physician to that of First Assistant Physician. On the 1st of Feb., Dr. J. W. Brown was appointed Second Assistant Physician, but he resigned this position at the end of March, and immediately afterwards Dr. Milman was appointed in his place. These are the only changes that there have been during the year among the officers of the Institution. Among the attendants and other *employés*, the changes have been comparatively few. I am very glad to say that I can speak in the highest terms of the efficiency of the whole Asylum staff, both officers and servants. The promotions above-mentioned were all well deserved, and each place is now, as formerly, thoroughly well filled. Last year, I mentioned that in my opinion the salary of Miss Pope, the matron, ought to be increased from \$400 to \$500 a year, because the greatly increased extent of the Asylum has added very much to her work and responsibility. I beg to repeat this recommendation.

PROBATIONS.

The history of probations at this Asylum for the official year ending 30th September, 1879, is as follows:—

	Male.	Female.	Total.	Male.	Female.	Total.
Total number allowed out on probation				34	26	60
No. of those discharged recovered	15	16	31			
“ “ improved	4	5	9			
No. returned to Asylum	11	4	15			
No. still out on probation	4	1	5			
				34	26	60

PRESENTATION.

We have to thank Mr. James J. Skeffington for the very acceptable gift of a large parcel of illustrated papers and magazines for the use of the patients.

VACCINATION.

On the 14th of November last, it came to my knowledge that a man had that day died of small-pox in a house which stands within a few hundred yards of the Asylum grounds. Up to that date, I had not heard that there was any small-pox in this part of

Ontario. I lost no time in sending to New York for a sufficient supply of vaccine matter, and within two weeks from that date we vaccinated all the patients, all the *employés*, and all the families of *employés* who lived in the neighbourhood of the Asylum. The total number of patients vaccinated was 702; of these 551 took. Of those who took, 433 had old vaccination marks; of the 151 who did not take, 101 had old vaccination marks. The total number of *employés* vaccinated was 89; of those 66 took; of those who took, 59 had old vaccination marks. Of the 23 *employés* who were vaccinated and did not take, 21 had old vaccination marks. Seventy-four members of the families of *employés* were vaccinated; of these 67 took, and of this 67, 49 had old vaccination marks. Of the 7 who did not take, all had old vaccination marks. Between November 14th and the early spring there were a number of cases of small-pox in the city of London, in London East, and in the country districts still nearer to the Asylum, but no patient, or *employé*, or any member of the family of an *employé* contracted the disease.

A DEATH.

On the 20th of June of this year, George Mahoney died suddenly in his bed. He had been failing for many months, and died at last of old age, without any apparent disease. This patient was extensively known throughout the country as "Old George." For years he remained all day long about the front door, and was always ready to hold a horse for any one who drove to the Asylum. For this service he received small sums, which he saved, and at the time of his death he had nearly seventy dollars. As he had no relatives at all, I laid out the money which the Asylum inherited from "Old George" upon six iron tie-posts, with stone bases, upon each of which I had his name and the date of his death cut. The posts are quite ornamental to the front of the Asylum, they are at the same time very useful, and they make a very suitable memorial of poor old George Mahoney.

WORK

The following table gives the amount and kinds of work done by the patients at this Asylum in the course of the year. Every patient who is well enough to work is asked to do something, both for the sake of the patient and for the sake of the Asylum, for I am satisfied that moderate work is often the best medicine for the curable, and I am sure it is the greatest blessing you can bestow upon the incurable. On the other hand, there is always more work to be done about the Asylum than we can possibly do, so that we are glad to keep all those employed who are both able and willing to work.

	Men.	Women.	Total.
Collective days' stay of all patients in residence during year.....	130,093	133,570	263,663
Work in Laundry.....	587	3,382	3,969
“ “ Kitchen.....		4,019	4,019
“ “ Sewing-room.....	141	7,388	7,529
“ “ Dining-rooms.....	2,007	4,508	6,515
“ “ Halls.....	17,361	22,238	39,599
“ “ Knitting.....		3,962	3,962
“ “ Spinning.....		655	655
“ “ General.....	10,430	1,840	12,270
<i>Forward</i>	30,526	47,992	78,518

	Men.	Women.	Total.
<i>Brought forward</i>	30,526	47,992	78,518
Work in Mending		636	636
“ with Farmer	7,996		7,996
“ “ Gardener	4,700		4,700
“ “ Carpenter	2,111		2,111
“ “ Painter	1,363		1,363
“ “ Mason	602		602
“ in Coal and Wood Shed	1,027		1,027
“ with Bursar.	16		16
“ “ Engineer	668		668
Total No. days' work done in year	49,005	48,628	97,637

It must be supposed that these days' works are such as would be done by sane men and women. Many of the patients who work do very little indeed. Very few of them do more than about half as much as a sane man or woman would do. Some of them, however, work well, and the aggregate amount of work done by the patients in a year at this Asylum is enormous, and, as the table shews, is of all kinds done about the Institution.

FARMING OPERATIONS

On the whole, the farming operations of this year have been more successful than in any previous year since the opening of this Asylum. This result has been largely due to the energetic and intelligent management of our new farmer, Mr. Canniff. Our only crop which was not really good was the potatoes; of them we had only 2,915 bushels, while we ought to have had at least 5,000; the cause of failure in this crop was a worm which ate the sets in the spring, and so prevented a vigorous growth of the plant. Besides 120 tons of our own hay, we saved 50 tons on the next farm to us, which we bought standing at \$5.50 a ton, to be weighed and paid for when used next spring. We shall probably not need to buy any other hay than this in the course of the coming year. Our root crop was unusually good, amounting to at least 11,000 bushels, which will be as much as we can possibly use. We paid nothing for pasture this summer, as has been the custom, but kept our cows at home and fed them on rye, corn, and grass which we cut and fed to them green. The cows did very well, and a considerable saving was effected by keeping them in this way. We had an unusually large quantity of all kinds of fruit and vegetables, and all of the best quality; and the display of flowers in the ornamental grounds was better than in any previous year.

I have the honour to be, Sir,

Your obedient servant,

R. M. BUCKE,
Medical Superintendent.

ANNUAL STATISTICAL REPORT

Of the Operations of the Asylum for Insane, London, for the Year ending
September 30th, 1879.

TABLE No. 1.

Shewing Movements of Patients in the Asylum for the Official Year ending
September 30th, 1879.

	Male.	Female.	Total.	Male.	Female.	Total.
Remaining, October 1st, 1878.....	351	356	707			
Admitted during year :						
By Lieutenant-Governor's warrant	42	37	79			
" medical certificate	38	51	89			
Total number under treatment during year				431	444	875
Discharges during year :						
As cured	34	30	64			
" improved	10	6	16			
" unimproved	4	4	8			
Total number of discharges during year				48	40	88
Died				23	20	43
Eloped				2		2
Transferred.....						
Remaining in Asylum, 30th September, 1879				358	384	742
Total number admitted since opening of Asylum				830	791	1621
" discharged	265	237	502			
" died	170	135	305			
" eloped	19	3	22			
" transferred	18	32	50			
" remaining, 30th September, 1879	358	384	742	830	791	1621

TABLE No. 2

Shewing the maximum and minimum number of patients resident in the Asylum, the total number of days' stay of patients, and the daily average number of patients in the Asylum, from the 1st October, 1878, to 30th September, 1879

	Male.	Female.	Total.
Maximum number of patients in residence (on the 1st September, 1879).....	363	384	747
Minimum number of patients in residence (on the 31st October, 1878).....	342	356	698
Collective days' stay of all patients in residence during year	130,093	133,570	263,663
Daily average population	356.42	365.94	722.36

	ADMISSIONS OF YEAR.			TOTAL ADMISSIONS SINCE OPENING.		
	Male.	Female.	Total.	Male.	Female.	Total.
SOCIAL STATE.						
Married	33	48	81	341	474	815
Widowed		7	7	4	17	21
Single	47	33	80	482	299	781
Not reported				3	1	4
Total.....	80	88	168	830	791	1621
RELIGION.						
Presbyterians	18	23	41	169	170	339
Episcopalians	15	4	19	194	139	333
Methodists	21	28	49	154	173	327
Baptists	7	2	9	53	59	112
Congregationalists.....	1	1	2	7	6	13
Roman Catholics.....	11	19	30	145	165	310
Mennonites				2		2
Quakers				7	1	8
Infidels				17	7	24
Other denominations	3	6	9	32	37	69
Not reported.....	4	5	9	50	34	84
Total	80	88	168	830	791	1621
NATIONALITIES.						
English	12	7	19	126	90	216
Irish	9	17	26	157	217	374
Scotch	9	11	20	98	95	193
Canadian	41	43	84	353	322	675
United States.....	3	1	4	43	18	61
Other countries	1	4	5	20	26	46
Unknown	5	5	10	33	23	56
Total.....	80	88	168	830	791	1621

TABLE No. 3.

Shewing the Counties from which Patients have been admitted up to 30th September, 1879.

	Admitted during Year.			Total Admissions.		
	Male.	Female.	Total.	Male.	Female.	Total.
Algoma District	1		1	1		1
Brant	4	5	9	33	29	62
Bruce	6	1	7	37	28	65
Carleton				4	6	10
Elgin	4	5	9	45	50	95
Essex	3	4	7	35	31	66
Frontenac				5	6	11
Grey	1		1	3	9	12
Haldimand		1	1	21	23	44
Halton				8	4	12
Hastings				4	7	11
Huron	4	7	11	50	51	101
Kent	10	8	18	41	54	95
Lambton	5	3	8	70	47	117
Lanark		1	1	2	2	4
Leeds and Grenville					5	5
Lennox and Addington				3	1	4
Lincoln				10	6	16
Middlesex	15	18	33	168	145	313
Norfolk	1		1	26	31	57
Northumberland and Durham		1	1	14	10	24
Ontario	1	1	2	6	11	17
Oxford	9	5	14	58	48	106
Peel		1	1	3	5	8
Perth	6	6	12	46	42	88
Peterborough		1	1	1	5	6
Prescott and Russell				1	2	3
Prince Edward				1		1
Renfrew						
Simcoe	1	3	4	13	17	30
Stormont, Dundas and Glengarry				5	5	10
Victoria	1	4	5	12	12	24
Waterloo	4	1	5	22	19	41
Welland	1	4	5	8	6	14
Wellington		2	2	8	9	17
Wentworth				9	14	23
York	3	6	9	34	41	75
Other counties and unknown				23	10	33
Total admissions	80	88	168	830	791	1621

TABLE No. 4.

Shewing the Counties from which warranted cases have been admitted up to the 30th September, 1879.

	Admitted during Year.			Total Admissions.		
	Male.	Female.	Total.	Male.	Female.	Total.
Algoma District	1		1	1		1
Brant	2		2	14	7	21
Bruce	2	1	3	21	12	33
Carleton					1	1
Elgin	2	1	3	9	2	11
Essex		1	1	17	7	24
Frontenac						
Grey	1		1	2	5	7
Haldimand				9	3	12
Halton				5	2	7
Hastings				1	4	5
Huron	2	1	3	20	13	33
Kent	5	1	6	17	5	22
Lambton	4	1	5	44	12	56
Lanark		1	1		1	1
Leeds and Grenville						
Lennox and Addington				1		1
Lincoln				8	1	9
Middlesex	5	5	10	44	29	73
Norfolk	1	1	2	18	8	26
Northumberland and Durham		1	1	4	2	6
Ontario	1	1	2	1	4	5
Oxford	3	1	4	19	10	29
Peel		1	1	2	4	6
Perth	3	3	6	23	10	33
Peterborough		1	1	1	5	6
Prescott and Russell						
Prince Edward						
Renfrew						
Simcoe	1	2	3	5	4	9
Stormont, Dundas and Glengarry				1		1
Victoria	1	3	4	9	8	17
Waterloo	4	1	5	9	4	13
Welland	1	3	4	3	4	7
Wellington		1	1	2	4	6
Wentworth				5	8	13
York	3	6	9	16	20	36
Total admissions	42	37	79	331	199	530

TABLE No. 5.

Shewing the Length of Residence in the Asylum of those Discharged during the Year.

No.	Initials.	Sex.	When Admitted.	When Discharged.	Remarks.
1	A. P.	F.	20th August, 1878	1st October, 1878	Improved.
2	J. K.	M.	21st February, 1877	2nd "	Recovered.
3	S. M.	F.	5th July, 1878	4th "	Unimproved.
4	U. K.	M.	23rd February, 1877	9th "	"
5	J. McL.	F.	25th June, 1878	10th "	"
6	C. W.	M.	10th April, 1877	12th "	Recovered.
7	M. G.	M.	8th March, 1878	15th "	"
8	W. W.	M.	3rd June, 1878	16th "	"
9	J. McK.	M.	16th July, 1877	17th "	Improved.
10	M. B.	F.	29th April, 1878	19th "	Recovered.
11	J. F.	M.	28th November, 1877	23rd "	"
12	L. V. G.	M.	"	24th "	"
13	M. R.	F.	7th March, 1878	25th "	"
14	M. J. B.	F.	26th September, 1873	30th "	"
15	S. T.	F.	21st " 1878	31st "	"
16	C. W.	F.	7th August, 1878	2nd November, 1878	"
17	G. E.	M.	7th April, 1875	4th "	Much improved.
18	J. M.	M.	25th June, 1878	5th "	Recovered.
19	S. L.	F.	5th November, 1878	14th "	Unimproved.
20	M. W.	F.	18th April, 1878	15th "	Recovered.
21	E. B.	F.	31st January, 1878	23rd "	"
22	M. A. E.	F.	10th September, 1878	29th "	"
23	L. L.	M.	4th April, 1878	7th December, 1878	Improved.
24	M. B.	F.	3rd November, 1877	9th "	Recovered.
25	C. F.	M.	29th April, 1878	13th "	"
26	A. E. R.	F.	30th "	19th "	Improved.
27	A. A. T.	M.	20th December, 1878	27th "	Unimproved.
28	C. B.	F.	10th September, 1878	30th "	Recovered.
29	W. C.	M.	24th July, 1878	11th January, 1879	"
30	T. J.	M.	29th August, 1877	11th "	"
31	E. C.	F.	24th September, 1878	18th "	"
32	J. S.	F.	20th April, 1878	25th "	"
33	G. M.	M.	18th October, 1877	25th "	Improved.
34	C. G.	M.	2nd November, 1878	27th "	Recovered.
35	M. O.	F.	15th June, 1876	2nd February, 1879	"
36	W. C.	M.	8th April, 1876	2nd "	"
37	W. M.	M.	31st May, 1878	18th "	"
38	R. H.	F.	31st January, 1879	28th "	Unimproved.
39	A. P.	F.	1st November, 1878	1st March, 1879	Recovered.
40	S. M.	F.	11th October, 1878	6th "	"
41	M. B.	F.	26th November, 1878	8th "	Improved.
42	W. C.	M.	20th June, 1876	20th "	"
43	W. B.	M.	18th January, 1878	21st "	Unimproved.
44	M. T.	F.	22nd October, 1878	27th "	Improved.
45	S. B. F.	M.	17th December, 1878	3rd April, 1879	Recovered.
46	S. L.	F.	28th March, 1878	3rd "	"
47	C. R.	F.	20th July, 1877	3rd "	"
48	E. R.	M.	23rd August, 1878	7th "	"
49	J. F.	M.	24th June, 1878	16th "	"
50	E. D.	F.	20th August, 1878	22nd "	"
51	A. A.	M.	7th February, 1878	28th "	"
52	T. A.	M.	7th November, 1878	28th "	"
53	M. McL.	F.	12th July, 1876	1st May, 1879	"
54	J. McM.	M.	28th November, 1874	5th "	"
55	H. C.	M.	2nd December, 1878	7th "	"
56	J. W.	M.	23rd November, 1878	8th "	"
57	G. H.	F.	30th September, 1878	9th "	"
58	W. G.	M.	22nd March, 1879	10th "	"
59	J. D.	M.	7th October, 1878	13th "	"

TABLE No. 5.—*Continued.*

Shewing the Length of Residence in the Asylum of those Discharged during the Year.

No.	Initials.	Sex.	When Admitted.	When Discharged.	Remarks.
60	R. I.	M.	8th January, 1879.....	14th May, 1879.....	Recovered.
61	A. K.	F.	26th February, 1879.....	29th ".....	"
62	P. J. R.	M.	20th November, 1877.....	31st ".....	"
63	E. K.	F.	4th " 1878.....	31st ".....	"
64	W. B.	M.	17th December, 1878.....	2nd June, 1879.....	"
65	J. C.	F.	28th September, 1878.....	2nd ".....	"
66	E. McG.	F.	22nd February, 1879.....	12th ".....	"
67	L. P.	F.	24th January, 1879.....	12th ".....	"
68	M. H.	F.	12th November, 1878.....	28th ".....	"
69	W. L.	M.	24th February, 1879.....	30th ".....	"
70	J. Z.	M.	18th April, 1878.....	2nd July, 1879.....	"
71	J. C.	F.	5th November, 1878.....	3rd ".....	Improved.
72	M. R.	F.	14th September, 1878.....	7th ".....	Recovered.
73	J. C.	M.	16th July, 1878.....	16th ".....	Improved.
74	J. W.	F.	3rd October, 1878.....	16th ".....	Recovered.
75	W. E.	M.	12th April, 1879.....	24th ".....	"
76	J. McG.	M.	22nd October, 1878.....	7th August, 1879.....	"
77	J. S.	M.	3rd June, 1876.....	7th ".....	Improved.
78	J. H.	M.	2nd " 1879.....	9th ".....	"
79	M. Y.	F.	7th May, 1878.....	3rd September, 1879.....	"
80	J. E. S.	M.	14th April, 1879.....	3rd ".....	Recovered.
81	N. F.	M.	7th March, 1879.....	9th ".....	"
82	J. M.	M.	7th July, 1879.....	16th ".....	"
83	B. M. A. D.	F.	4th June, 1879.....	25th ".....	"
84	G. T. B.	M.	6th February, 1879.....	26th ".....	Improved.
85	R. McL.	M.	2nd May, 1878.....	26th ".....	"
86	R. B.	M.	16th April, 1879.....	29th ".....	Unimproved.
87	E. B.	F.	21st July, 1879.....	29th ".....	Recovered.
88	H. D.	M.	5th November, 1878.....	30th ".....	"

TABLE No. 6.

Shewing age, length of residence, and proximate cause of death of those who died during the year ending 30th September, 1879.

No.	Initials.	Sex.	Age.	Date of Death.]	Residence in Asylum.			Proximate Cause of Death.
					Years.	Months.	Days.	
1	J. S.	M.	38	5th October, 1878...	3	5	8	Diarrhœa.
2	D. G.	M.	57	8th October, 1878...	3	8	8	Fatty degenerat'nof heart.
3	M. G.	F.	26	8th October, 1878...	2	4	29	Phthisis.
4	G. G.	M.	70	13th October, 1878...	0	0	9	Acute Mania.
5	L. Z.	M.	38	13th October, 1878...	2	3	0	General paresis.
6	M. A. H.	F.	46	25th October, 1878...	0	0	9	Exhaustion of acute mania.
7	C. E.	M.	32	27th October, 1878...	0	1	8	Softening of brain.
8	T. McG.	M.	65	29th October, 1878...	0	5	21	Chronic diarrhœa.
9	H. H.	M.	62	30th October, 1878...	7	11	7	Heart disease.
10	T. H.	M.	35	11th November, 1878...	0	1	16	Marasmus.
11	W. E.	M.	35	16th December, 1878...	0	1	1	Epilepsy.
12	M. H.	F.	48	31st December, 1878...	0	0	20	Marasmus.
13	J. M.	F.	35	22nd January, 1879...	0	8	14	Heart disease.
14	C. W.	F.	35	7th February, 1879...	8	2	15	Chronic diarrhœa.
15	A. G.	M.	62	15th February, 1879...	5	11	9	Nervous asthenia.
16	A. C. B.	M.	42	26th February, 1879...	0	0	4	Exhaustion of acute mania.
17	J. P.	F.	27	15th March, 1879...	0	0	8	" "
18	J. C.	M.	21	17th March, 1879...	1	8	18	Phthisis.
19	W. H.	M.	71	17th March, 1879...	8	3	22	Apoplexy.
20	J. L.	M.	37	18th March, 1879...	0	1	26	Marasmus.
21	F. C.	F.	50	22nd March, 1879...	8	3	27	Diarrhœa.
22	C. H.	M.	57	23rd March, 1879...	2	3	8	Epilepsy.
23	H. P.	M.	42	27th March, 1879...	0	1	8	" "
24	E. C.	F.	54	29th March, 1879...	0	11	12	Chronic diarrhœa.
25	J. C.	F.	60	17th April, 1879...	1	8	21	Marasmus.
26	J. R.	F.	52	28th April, 1879...	8	4	28	" "
27	J. S.	M.	37	26th April, 1879...	1	2	29	Phthisis.
28	M. H.	F.	74	30th April, 1879...	8	5	7	Old age.
29	M. H.	F.	37	30th April, 1879...	2	2	13	Phthisis.
30	M. C.	F.	27	12th May, 1879...	3	7	15	" "
31	K. G.	F.	46	27th May, 1879...	6	2	22	Epilepsy.
32	A. R.	F.	30	28th May, 1879...	2	4	10	Phthisis.
33	T. H.	M.	59	29th May, 1879...	1	3	4	Marasmus.
34	F. J. B.	M.	79	6th June, 1879...	7	1	4	Heart disease.
35	J. H.	F.	31	12th June, 1879...	1	1	4	Chronic diarrhœa.
36	G. M.	M.	70	20th June, 1879...	8	6	28	Old age.
37	C. E.	F.	56	24th June, 1879...	0	1	12	Marasmus.
38	H. McA.	M.	47	8th July, 1879...	1	1	8	Apoplexy.
39	R. R.	F.	38	19th July, 1879...	6	3	0	Phthisis.
40	H. L.	M.	64	25th August, 1879...	8	9	2	Diarrhœa.
41	R. K.	F.	65	29th August, 1879...	7	11	20	Chronic diarrhœa.
42	M. H.	F.	74	2nd September, 1879...	0	19	19	" "
43	J. H.	M.	61	11th September, 1879...	0	0	24	Acute melancholia.

TABLE No. 7.

Shewing Trades or Occupations of Patients admitted into the Asylum.

	During the Year.			During former Years.			Total.
	Males.	Females.	Total.	Males.	Females.	Total.	
Agents.....				2		2	2
Bookbinders.....					2	2	2
Book-keepers.....				1		1	1
Bakers.....				2		2	2
Bricklayers.....				1		1	1
Butchers.....				3		3	3
Blacksmiths.....	1		1	8		8	9
Brass-finishers.....	1		1				1
Brewers.....	1		1	1		1	2
Barbers.....				2		2	2
Broom-makers.....				1		1	1
Cabinetmakers.....				5		5	5
Confectioners.....				2		2	2
Coopers.....	1		1	4		4	5
Carpenters.....	1		1	21		21	22
Clerks.....	1		1	16		16	17
Coppersmiths.....				1		1	1
Dyers.....				1		1	1
Domestic duties.....		53	53		400	400	453
Dressmakers.....					3	3	3
Druggists.....	1		1				1
Engineers.....				2		2	2
Farmers.....	28		28	262	7	269	297
Fishermen.....				2	1	3	3
Founders.....				1		1	1
Ferry-men.....				2		2	2
Furriers.....					1	1	1
Gardeners.....	2		2	4		4	6
Hucksters.....					1	1	1
Hatters.....				1		1	1
Hostlers.....				1		1	1
Housekeepers.....		1	1				1
Jewellers.....				2		2	2
Labourers.....	27		27	190		190	217
Ladies.....		1	1		1	1	2
Laundresses.....					1	1	1
Lumbermen.....	1		1				1
Milliners.....					6	6	6
Masons.....	1		1	6		6	7
Machinists.....				4		4	4
Match-makers.....				1		1	1
Millers.....				4		4	4
Moulders.....				3		3	3
Merchants.....	3		3	13		13	16
Music-teachers.....					1	1	1
Officers.....				1		1	1
Organ-builders.....				1		1	1
Pensioners.....				4		4	4
Plasterers.....	1		1				1
Prostitutes.....					3	3	3
Photographers.....				2		2	2
Painters.....				8		8	8
Printers.....				5		5	5
Pedlars.....		1	1	2		2	3
Physicians.....				3		3	3
Servants.....		9	9	2	102	104	113
Sailors.....				5		5	5
<i>Forward</i>	70	65	135	602	529	1131	1266

TABLE No. 7.—*Continued.*

Shewing Trades or Occupations of Patients admitted into the Asylum.

	During the Year.			During former Years.			Total.
	Males.	Females.	Total.	Males.	Females.	Total.	
<i>Brought forward</i>	70	65	135	602	529	1131	1266
Students	1		1	6		6	7
Spinners					2	2	2
Sisters of Charity					1	1	1
Soda-water manufacturers				1		1	1
Stonecutters				3		3	3
Showmen				2		2	2
Saddlers	1		1	1		1	2
Shoemakers				13		13	13
Seamstresses					6	6	6
Slaters				1		1	1
Ship-builders				1		1	1
School teachers		2	2	10	7	17	19
Tinsmiths				3		3	3
Tavern-keepers				3	1	4	4
Tailors				15		15	15
Tanners				3		3	3
Tollgate-keepers				1		1	1
Vagrants					3	3	3
Watch-makers	1		1	3		3	4
Wood-finishers				1		1	1
Weavers					1	1	1
Wheelwrights				1		1	1
Waggon-makers	1		1	1		1	2
No employment	3	13	16	32	57	89	105
Unknown	3	8	11	47	96	143	154
Total	80	88	168	750	703	1453	1621

TABLE No. 8.
Shewing causes of Insanity.

CAUSES OF INSANITY, In respect of the admissions for the year ending 30th September, 1879.	NUMBER OF INSTANCES IN WHICH EACH CAUSE WAS ASSIGNED.								
	As predisposing cause.			As exciting cause.			As predisposing or exciting cause where these could not be distinguished		
	M.	F.	Total.	M.	F.	Total.	M.	F.	Total.
MORAL.									
Domestic troubles, including loss of relatives or friends.....				4	8	12			
Religious excitement	1		1	2	3	5			
Adverse circumstances, including business troubles.....				6	3	9			
Love affairs, including seduction				2	2	4			
Mental anxiety, "worry"				6	4	10			
Fright and nervous shocks				3	6	9			
PHYSICAL.									
Intemperance in drink				2		2			
Intemperance, sexual.....									
Veneral disease									
Self-abuse, sexual	1		1	7	3	10			
Over-work	1	1	2	1		1			
Sunstroke	1		1	4		4			
Accident or injury	1		1	4	3	7			
Pregnancy					4	4			
Puerperal					3	3			
Lactation					1	1			
Puberty and change of life					1	1			
Uterine disorders.....		1	1		3	3			
Brain disease, with general paralysis									
Brain disease, with epilepsy				1		1			
Other forms of brain disease				1	1	2			
Other bodily diseases or disorders, including old age	1	1	2	3	5	8			
Fevers.....	1		1						
HEREDITARY.									
With other ascertained cause in combination.....	4	5	9						
With other combined cause not ascertained	13	15	28						
CONGENITAL.									
With other ascertained cause in combination.....									
With other combined cause not ascertained	1		1						
Unknown	55	65	120	34	38	72			
Total.....	80	88	168	80	88	168			

TABLE No. 9.

Number of articles made and repaired in the Sewing-room during the year ending September 30th, 1879.

	Made.	Repaired.		Made.	Repaired.
Dresses.....	931		Smock frock.....	1	
“ canvas.....	32		Pillowslips.....	879	217
Skirts.....	188		Sheets.....	493	329
Chemises.....	367		Quilts hemmed.....	12	87
“ Flannel.....	28		“ canvas.....	28	39
Drawers.....	25		Ticks.....	233	186
“ Flannel.....	146	221	“ canvas.....	17	42
Aprons.....	403		Towels.....	293	45
Night-dresses.....	21		Table-cloths.....	35	1
Caps.....	46		Crumb-cloths.....	4	
Collars.....	63		Carriage mats.....	4	
Cuffs (pairs).....	30		“ covers.....	9	
Jackets.....	13		Table napkins.....	18	
Sun-bonnets.....	48		Carpets.....	11	2
Cloth slippers (pairs).....	17		Pudding cloths.....	52	
Hats trimmed.....	276	159	Toilet covers.....	16	
Handkerchiefs.....	24		Window blinds.....	109	
Shirts.....	495	2251	Muslin curtains.....	2	
“ Flannel.....	152	261	Socks (pairs).....		2307
Pants.....	354	1514	Blankets.....		198
Coats.....	271	721	Pillows, hair.....	24	1
Vests.....	235	626	“ feather.....	19	
Neckties.....	6		Bolsters, “.....	3	
Palliasses.....		64	Mattresses, hair.....	43	38
Clothes' bags.....	6		Sofa cushion.....	1	
Moleskin suits.....	23	187			
Blouses.....	4		Total.....	7250	9196

Rags prepared for making 365 $\frac{3}{4}$ yards of carpet.

TABLE No. 10.

Number of articles made and repaired in the Wards during the year ending September 30th, 1879.

	Made.	Repaired.		Made.	Repaired.
Dresses.....	5	5008	Blankets.....		694
Skirts.....	269	2841	Quilts.....	149	234
Aprons.....	50	482	“ canvas.....		92
Chemises.....	9	4166	Bedticks.....		1116
“ Flannel.....		55	Pillowslips.....	30	548
Drawers.....	4	832	Mattresses (hair).....		177
Night-dresses.....	3	355	Waists.....	2	
Caps.....		48	Handkerchiefs.....	24	
Stockings (pairs).....		4455	Table napkins.....	24	
Shirts.....		2040	Table cloths.....	50	
“ Flannel.....		200	Towels.....	474	
Dresses (canvas).....		249			
Socks.....		1560	Total.....	1093	25621
Sheets.....		496			

TABLE No. 11.
Spinning and Knitting.

—	Lbs.	—	Pairs.
Wool spun	75	Socks knitted	75
Cotton wound	45	Mitts “	2
“ twisted	45	Stockings knitted.....	165
		“ re-footed	30
Total	165	Total	272

TABLE No. 12.

Number of Articles passing through the Laundry during the Year ending September 30th, 1879.

—	Number.	—	Number.
Dresses	9,923	Coats	1,157
Aprons	12,347	Vests	896
Skirts.....	4,781	Canvas suits.....	630
Drawers	7,196	Neckties	880
Chemises.....	23,610	Sheets	41,373
Waists	1,569	Blankets	3,806
Nightdresses	4,512	Quilts.....	4,895
Caps and Hoods	837	Canvas quilts.....	303
Shawls.....	11	Bed-ticks	4,853
Jackets	260	Pillowslips	34,747
Handkerchiefs	6,228	Towels	13,597
Collars	4,824	Toilet covers	626
Cuffs (pairs).....	2,100	Table covers.....	1,275
Canvas dresses	1,369	Table napkins	2,559
Stockings (pairs).....	5,143	Blinds and curtains.....	186
Socks (pairs).....	7,906	Pudding-cloths	1,446
Shirts.....	18,202	Sundries	2,030
Pants	1,954	Total	232,031

ASYLUM FOR THE INSANE, KINGSTON.

REPORT OF THE MEDICAL SUPERINTENDENT FOR THE YEAR ENDING
30TH SEPTEMBER, 1879.

KINGSTON, 1st Oct., 1879.

J. W. LANGMUIR, ESQ.,
*Inspector of Asylums, Prisons, &c.,
for the Province of Ontario.*

SIR,—Since the last Annual Report of this Asylum was presented to you, the Government has been pleased to appoint me Medical Superintendent, *vice* Dr. Dickson, resigned, and as such, I have the honour to submit my first Annual Report, for the year ending 30th September, 1879.

Movements of Patients.

There were in residence on the 1st Oct., 1878, 210 males, 208 females; total 418.
Admitted during the official year 22 males, 36 females; total 58.
Total number under treatment 232 males, 244 females; total 476.
Discharged during the year 15 males, 15 females; total 30.
Died during the year 9 males, 14 females; total 23.
Remaining in residence 30th Sept., 1879, 208 males, 215 females; total 423.
The average daily population was 207.34 males, 211.18 females; total 418.52.
The average weekly cost per capita was \$2.36.

Appended are the following tables:—

- No. 1. General movement of patients.
- No. 2. Residence of patients and social state, religion, and nationalities of admissions.
- No. 3. Counties from which patients have been received.
- No. 4. Counties from which warranted patients have been received.
- No. 5. Discharges of the official year.
- No. 6. Deaths of the official year.
- No. 7. Occupations of patients admitted.
- No. 8. Causes of insanity.
- No. 9. Employment of male patients.
- No. 10. Employment of female patients.
- No. 11. Articles made and repaired.
- No. 12. Returns from the farm and garden.
- No. 13. Class of patients received during year.

I have inserted table No. 13, "Class of patients received during the official year," to shew the material from which we are expected to produce recoveries. It is also a strong argument for increased accommodation in this district, for no doubt it will to a great extent be repeated from year to year, until people can fully understand the benefits to be derived from early Asylum treatment, and that will not be in some parts of this district for many years to come. Patients are retained at home as long as they can be managed by the members of the household, and only at last sent to the Asylum when they have become violent, or are left by the death of relatives to the tender care of the community at large. Thus they come to us after having been insane from two to twenty years,

and we are expected to work miracles and cure them. Of the 58 actual admissions of the year, 2 males and 4 females were discharged, 3 males and 2 females died, 5 males and 4 females may be considered hopeful, and 12 males and 26 females, total 38, will be left to occupy Asylum beds until they die.

This yearly influx of incurables rapidly exhausts our accommodation, and unless extra accommodation be provided, this class of patients must as a result increase, for acute cases, that would otherwise be sent to the Asylum in the early stage of the disease when it is most amenable to treatment, must remain in the care of friends until they in turn become incurable and beyond hope of aid; and when at last they do find entrance into an Asylum, it is as life residents.

It is quite true that there is plenty of accommodation in the Western Asylums, but the distance from this district to them is so great that those interested cannot or will not incur the expense of removal and prefer to wait accommodation nearer home.

At present every available bed in the female department is occupied, and there are more than applicants enough to fill the few unoccupied beds in the male department. If this state of affairs continues our admissions will soon equal our deaths and the recoveries be reduced to a minimum.

To meet the increasing demand for room, I would recommend that the construction of the wings be commenced at the earliest possible day, for under the most favorable circumstances every bed will be occupied long before the additions can be completed, as our books show 19 applicants of the year to whom vacancies were not awarded.

The number of recoveries is lower than last year, but is a higher per centage on the year's admissions; and, considering the class of patients under treatment, is a satisfactory result.

The death rate is higher than last year, but is still very low. As usual, phthisis was the most prolific cause of death. The only death worthy of special comment is that of a man, an old resident, who died from the effects of a bite inflicted by a fellow patient. The deceased was bitten on the little finger of the right hand, but not severely. Suppuration followed and extended up the arm to above the elbow, and notwithstanding every care and attention, the patient, who was advanced in years and not very robust, gradually failed and died from blood poisoning about two months after receiving the wound.

Casualties.

There were no successful escapes during the year, but few injuries of any kind received, and only one attempt at suicide. In this instance the man was suffering from slight melancholia, but had been working quietly in the carpenter's shop for some time before the day on which he made the attempt to destroy himself. On this day he was not quite so well as usual, and without any warning he rushed to a circular saw that was in motion and dashed his wrist against the *top* of it. Fortunately, the rapidly revolving saw threw his wrist off, inflicting only a slight cut.

Indoor Improvements.

Since the beginning of the year the new carpenter's shop, stores and laundry extension have been completed and occupied, and as they are commodious and well fitted up the work in the several departments pertaining to them can now be done with greater comfort and thoroughness.

The old carpenter's shop has been partitioned off and now answers the purpose of paint and tinsmith's shops.

The old tin shop, which was only a partitioned corner in the flour store, has been done away with and the space given back to the baker to whom it properly belonged.

Ward No. 9 has undergone great improvement, and is now one of the finest wards, and certainly the most cheerful in the asylum. The old drying-room, which was located on this ward, has been transformed into a dormitory for six beds, a bath-room and a water-closet. The bath-room and closet are especially a comfort: for formerly, the closet, which served also as bath-room, was situated in the basement beneath, reached by a narrow stair, and as there was no means of ventilation but through a small sky-light, which in

stormy and cold weather had to be kept closed, the odours which emanated from it neither added to the comfort nor health of the patients in the ward above. The system of heating this ward was not at all satisfactory, as there was a great expenditure of steam for very little heat. The steam pipes were, therefore, all taken down and new coils put in where necessary; but the ward is now chiefly heated by hot air, generated in the boiler-room and carried to the ward by a tin flue. This arrangement, a suggestion of the engineer, promises to give good satisfaction. It will certainly be a great saving, for formerly, the hot air, though constantly generated, was never utilized.

The walls of the main hall and dining-room, and the floors of the dormitories and dining-room of this ward have been nicely painted, and the wood-work handsomely grained in oak. This, with the new furniture added, gives the ward a very cheerful and home-like appearance.

The basement water-closet, which was very foul from soakage of urine, etc., was pulled down when Ward No. 9 was reconstructed, and was refitted on an improved plan. It is now in constant use and free from bad odour.

The water-closet in Ward No. 2 was altered and improved, and now works satisfactorily.

The three remaining closets in the male department are still in an unsatisfactory state and require altering also.

Wire guards have been placed on some of the refractory room windows to prevent the violent patients from indulging in the too readily acquired habit of breaking glass. These guards are hinged, and completely protect the windows without obstructing the entrance or exit of air.

A large refrigerator, of about 120 cubic feet capacity, was built by the mechanics on our staff and added to the stores department. It is sufficiently large to hold all the butter, milk, eggs, etc., we may have in store at once; and as it consumes but fifty pounds of ice daily, during the summer, it effects a great saving, and has proved a great convenience.

All the large dormitories on both sides of the house, with the exception of those on wards No's. 7 and 8 have been supplied with new bedsteads and the rickety old ones tumbled out into the lumber yard, where they should have gone years ago, for they were a constant stronghold for bugs, which it was almost impossible to dislodge. The single rooms are, however, still supplied with the old bedsteads, only a few degrees less rickety than those above referred to.

A new iron scullery table was added to the kitchen in the place of the rotten wooden one which had to be discarded.

More than the usual amount of work has been performed during the year in the mechanical departments, but a large proportion of this work cannot be tabulated as it is expended on repairs.

Out-door Improvements.

As directed by you, the front avenue was extended from a point a little above the Medical Superintendent's house, through the young orchard, to the front of the Asylum; so that the building can now be approached by the front avenue, instead of only by the back one as formerly. This change shows off our handsome grounds and buildings to much better advantage, besides which, it does away with the necessity of passing the stables and manure yard in gaining access to the Asylum.

The front avenue fence, from the lodge to the southern boundary of the vegetable garden, was in such a dilapidated condition that I had it pulled down and replaced by a new picket one, the material for which we already had on hand, which is not only more serviceable than the old one, but materially improves the appearance of the avenue and grounds.

The back avenue fence, bordering the Jackson Property, was in such a tumble-down state that it could not be made to do service longer. I therefore had it removed and the brushwood behind it cleared away. I purpose placing in its stead an iron fence, which we were enabled to move from another part of the grounds where it was not so much needed. Some difficulty will be experienced in locating the iron fence as the foundation

for a considerable distance is solid rock and does not afford a good foothold. It is our intention to quarry out a trench behind this fence and, if we can get sufficient earth, to plant therein, an evergreen hedge, which I hope in a few years will be sufficiently beautiful to repay us for the trouble.

The purchase of Hatwood this year entailed a great amount of extra work, but our staff of workers was quite equal to the emergency, for without outside aid all the ordinary work was performed, and the improvements on the old properties, such as quarrying and reclaiming useless land, pushed forward with vigour, under the direction of the steward.

Soon after winter (1878-79) set in, work was begun on the new breakwater and continued until the structure was completed, which was before the breaking up of the ice. This breakwater was built chiefly of culled timber, thrown aside when the wharf was built, and had been lying in an unsightly pile at the east end of the building for years. The work was done entirely by our own staff and patients, assisted by one man engaged to superintend and direct, and will be a monument of their industry for many years to come. It is 400 feet long by twelve feet high, and was erected to prevent the water from undermining the south wall. Some of the cribs are not yet full of stone, but they will be filled during the fall and winter by refuse stone from the farm and quarries.

Requirements.

The following were enumerated under the head of requirements in last year's report, and are still on the list of wants unsupplied. Your earnest attention is directed to them.

Ice-house.

Our last summer's supply of ice was stored in three different places, and, notwithstanding the fact that upwards of 200 tons were stored away, we had barely sufficient to last the season, so great was the waste. Diagrams and recommendations for an ice-house have already been furnished you, and I trust this will not be among the wants of another year.

Fences.

From year to year the want of a proper boundary fence has been referred to in the Annual Report, and still the want is unsupplied. The fences have now become so rotten and dilapidated that they will no longer do service, and unless new ones are put up the farm and grounds must go to common. Nearly every post has been supplemented by a prop, notwithstanding which every wind blows some portion of the fence level with the ground. The patched portion immediately in front of the Asylum is simply disgraceful and indescribable. It is a disgrace to the Institution and the community in which it is situated. The cross fences on the farm are in a similiar state.

Farm Buildings.

Now that there is nearly a hundred acres of land attached to the asylum, with, I hope, a prospect of more being purchased, and no proper storing-place for the produce, etc., I again urge upon you the necessity of erecting new farm buildings.

Airing Court for Females.

This has already been brought before your notice during the year and measurements furnished. It is desirable that this work be commenced as early in the spring as possible, in order that we may have the use of the court during the summer.

Ward Furniture.

Although 170 bedsteads and a few washstands were furnished during the year, yet no general ward furniture was added. The wards, with the exception of No. 9, are very meagrely furnished, but I trust that before the end of another year there will be an improvement in this respect.

Steam Boilers.

I would again urge upon you the economy of putting in tubular boilers for generating steam in place of the old Cornish ones now in use. The Engineer states, and I believe his statement is founded on facts, that we will save in fuel in two years enough to pay for new boilers. This year our contract calls for 1,600 tons of soft coal. Tubular boilers, I am satisfied, would consume little more than half that quantity. The boiler-house also requires attention, as the roof is in a leaky state, and the ceiling wants renewing.

Pointing.

I called attention last year to the necessity of pointing the walls about the Asylum and grounds. This was not attended to and as a consequence part of one of the walls tumbled down. It has been built up again by one of the patients, but I fear that unless pointing is begun at once other parts of the wall will also fall as the mortar between the stones has crumbled away to the depth of from 2 to 6 inches.

Besides the preceding requirements carried over from last year, I desire to briefly call your attention to the following:—

Extension of Water Supply.

At the last session of Parliament a sum was voted for extending our water supply, but for some reason the work has not yet been commenced.

We had difficulty lately with our water supply, the particulars of which were duly reported to you, and I fear a similar trouble during the winter, when difficulty will be experienced in making the repairs. The walls of the well from which the water is pumped was injured by the recent break in the supply pipe, and surface water now readily finds its way through it into the well, and contaminates the water. Besides this, when an east wind is blowing, sewage from the main sewer is carried up into the slip and finds its way into the well, as pointed out by Dr. Dickson in a former report. This must, particularly in summer, have a most injurious effect upon the health of our patients, and I have no doubt was the cause of the typhoid fever and diarrhœa from which they suffered during the past summer. If the water were pumped from beyond the breakwater, where the current is sufficiently strong to prevent any upward flow of sewage, I believe our water would be perfectly pure.

Gas.

The gas works which were commenced last year, under the direction of the Public Works Department, but not completed, owing to exhaustion of the appropriation, are still in an unfinished state. It is very necessary that these works be carried to completion, for so long as coal oil is used for lighting we are in constant danger of a conflagration.

Defective Roofs.

The roof on the west end of the building is in a leaky state, and should be at once attended to, as the water finds its way through the ceilings of the ward beneath, and has already damaged the plastering.

Repairs to Houses.

The houses in front of the Jackson property are very much in need of repairs, and should receive early attention.

Stock Renewals.

The class of stock belonging to the Asylum is of very inferior quality, there being no less than four crippled horses. It costs more to keep these horses than good sound ones, as some of them are almost constantly in hospital, and they do not perform nearly so much work. I would therefore recommend that they be disposed of, and serviceable ones purchased to supply their places.

Farm Operations.

The purchase during the current year of Hatwood entailed an extra amount of out-door work as the land was not in a good state of cultivation. We, however, succeeded in putting in a crop, and as the farm returns (table No. 12) shew, have reaped a good interest on the investment.

Some portions of this land cannot be worked to advantage until they are thoroughly drained. For this purpose we will require a grant for drain tiles. The work of cutting the drains, etc., can be performed by our own staff.

We are now lifting an excellent crop of potatoes from the Jackson property, and from this land alone we will realize nearly 3,000 bushels, besides other vegetables, fruits, etc.

The purchase of these properties entailed no addition to the staff, and the advantages derived from them are inestimable; for not only have they produced nearly, if not quite enough vegetables, fodder, etc., to last us the entire year, but they have afforded out-door employment to many patients who would otherwise have been confined to the wards.

As shewn in table No. 9, 11,878 days' out-door work was performed during the year.

I trust that before the end of another year the Government will procure for the Asylum the piece of Ordinance land between Hatwood and the Bay. If this can be accomplished the farm will be more compact and can be cultivated to much better advantage.

Resignation of Dr. Dickson.

Dr. Dickson, who succeeded Dr. Leitchfield as Medical Superintendent of the "Rockwood Lunatic Asylum" in November, 1868, resigned his position, owing to ill-health, on the 31st December, last, and is now enjoying in private life the repose so well earned by many years of hard official work. He will long be held in kindly remembrance by every one with whom he was connected, both patient and *employé*.

Amusements.

Amusements, which are so much appreciated by the patients during the long winter evenings, were indulged in during the past season to as great an extent as circumstances would permit.

In addition to the usual dances, and such other amusements as were at our disposal, the patients are indebted to the following for entertainments of a most pleasing character:

Sydenham Street Choir.

Tandy Brothers.

Chalmer's Church Choir.

St. Paul's Church Choir.

St. Mary's Cathedral Choir.

Capt. Middleton and family.

Mrs. Keltie and Miss Barr.

Our thanks are also due to the President of the Midland Agricultural Association for allowing a number of the patients to visit their fair free of charge. This privilege was very much appreciated.

Religious Services.

To the following gentlemen, as also to a number of divinity students of Queen's College, are tendered our thanks for assistance at our Sunday services:—

Rev. Dr. Grant.

“ W. Galbraith.

“ R. V. Rogers.

“ T. W. Jolliffe.

“ Prof. Mowat.

Ven. Archdeacon Parnell.

Rev. T. G. Smith.

“ Jas. Brock.

Very Rev. Dean Lyster.

Rev. J. G. Crozier.

“ Dr. Jackson.

“ T. Bousfield.

“ Prof. Williamson.

“ F. McCuaig.

“ H. Willson.

“ W. Jackson.

Rev. F. W. Dobbs.

“ C. A. Cooke.

“ A. Wilson.

Rev. C. Cartwright.

“ W. M. Peacock.

“ W. B. Carey.

Rev. — Young.

The Roman Catholic clergy have visited the members of their church at stated times, and also promptly responded when called upon to attend the sick and dying.

In conclusion, I desire to express my thanks to the staff generally for their consideration and assistance, and I trust that in the coming year our field of usefulness may be enlarged.

I have the honour to be,

Sir,

Your obedient servant,

W. G. METCALF, M.D.,

Medical Superintendent.

ANNUAL STATISTICAL REPORT

Of the operations of the Asylum for Insane, Kingston, for the year ending 30th September, 1879.

TABLE No. 1.

Shewing the movements of Patients in the Asylum for the official year ending 30th September, 1879.

—	Male.	Female.	Total.	Male.	Female.	Total.
Remaining, October 1st, 1878	210	208	418			
Admitted during year :—						
By Lieutenant-Governor's Warrant	21	23	44			
" Medical Certificate	1	13	14			
Total number under treatment during year				232	244	476
Discharges during year :						
As Cured	13	12	25			
" Improved	1	2	3			
" Unimproved	1	1	2			
Total number of Discharges during year				15	15	30
Died				9	14	23
Eloped				0	0	0
Transferred				0	0	0
Remaining in Asylum, 30th Sept., 1879				208	215	423
				232	244	476
Total number admitted since opening of Asylum....						
" Discharged	270	158	428			
" Died	184	114	298			
" Eloped	8	0	8			
" Transferred	53	24	77			
" Remaining, 30th Sept., 1879	208	215	423			
				723	511	1234

TABLE No. 3.

Shewing the counties from which patients have been admitted up to 30th September, 1879.

	Admitted during Year.			Total Admissions.		
	Male.	Female.	Total.	Male.	Female.	Total.
Algoma				1	1	2
Brant				6	7	13
Bruce				3	4	7
Carleton	5	5	10	46	50	96
Elgin				2	4	6
Essex				2	2	4
Frontenac	4	4	8	91	70	161
Grey				6	9	15
Haldimand				6	6	12
Halton				1		1
Hastings				32	23	55
Huron				5	5	11
Kent				2		2
Lambton				12	2	14
Lanark	3	4	7	28	33	71
Leeds and Grenville	2	6	8	35	30	65
Lennox and Addington	3	4	7	27	20	47
Lincoln				9	4	13
Middlesex				6	3	9
Manitoba					1	1
Norfolk				6	5	11
Northumberland and Durham		1	1	11	26	37
Ontario				14	17	31
Oxford				14	3	17
Peel				4	1	5
Perth				9	8	17
Peterborough				6	5	11
Prescott and Russell		1	1	8	7	15
Prince Edward	1	6	7	12	11	23
Renfrew	2	2	4	19	11	30
Simcoe				10	10	20
Stormont, Dundas and Glengarry	4	2	6	47	29	76
Victoria				3	11	14
Waterloo				10	4	14
Welland				6	4	10
Wellington				4	4	8
Wentworth				12	11	23
York				27	39	66
Kingston Penitentiary		1	1	132	13	165
Central Prison, Toronto				1		1
Toronto Asylum				17	13	30
Malden Asylum					5	5
Total admissions	22	36	58	723	511	1234

TABLE No. 4.

Shewing the counties from which warranted cases have been admitted up to 30th September, 1879.

	Admitted during Year.			Total Admissions.		
	Male.	Female.	Total.	Male.	Female.	Total.
Algoma				1	1	2
Brant				6	7	13
Bruce				3	4	7
Carleton	5	4	9	45	45	90
Elgin				2	4	6
Essex				2	2	4
Frontenac	4		4	76	59	135
Grey				6	9	15
Haldimand				6	6	12
Halton				1		1
Hastings				31	20	51
Huron				6	5	11
Kent				2		2
Lambton				12	2	14
Lanark	3	4	7	35	31	69
Leeds and Grenville	2	4	6	32	24	56
Lennox and Addington	2	3	5	21	17	38
Lincoln				9	4	13
Middlesex				6	3	9
Norfolk				6	5	11
Northumberland and Durham				10	24	34
Ontario				14	17	31
Oxford				14	3	17
Peel				4	1	5
Perth				9	8	17
Peterborough				6	5	11
Prescott and Russell		1	1	8	7	15
Prince Edward	1	3	4	12	8	20
Renfrew		2	2	19	11	30
Simcoe				9	10	19
Stormont, Dundas and Glengarry	4	1	5	47	28	75
Victoria				3	11	14
Waterloo				10	4	14
Welland				6	4	10
Wellington				4	4	8
Wentworth				12	11	23
York				27	38	65
Kingston Penitentiary		1	1	2	1	3
Total admissions	21	23	44	521	446	970

TABLE No. 5.

Shewing the Length of Residence in the Asylum of those discharged during the Year.

No.	Initials.	Sex.	When Admitted.	When Discharged.	Remarks.
1	E. D.	F.	15th February, 1878	4th October, 1878	Recovered.
2	A. A.	F.	27th December, 1877	11th "	"
3	J. G.	M.	15th March, 1878	1st November, 1878	"
4	W. F.	M.	13th November, 1877	2nd "	"
5	E. C.	F.	30th July, 1878	12th December, 1878	"
6	A. McD.	M.	9th February, 1878	12th "	"
7	T. H.	M.	30th June, 1878	2nd January, 1879	Improved.
8	M. A. McL.	F.	30th August, 1876	21st ,,	"
9	G. M.	F.	26th December, 1878	23rd "	Recovered.
10	R. K.	M.	26th October, 1878	24th "	"
11	J. R.	M.	14th February, 1877	27th "	"
12	C. J.	F.	12th February, 1878	4th February, 1879	"
13	S. A. A.	F.	26th October, 1878	18th "	"
14	W. M.	M.	24th August, 1878	7th March, 1879	"
15	E. A. G.	F.	15th September, 1877	14th "	"
16	E. N.	M.	19th August, 1870	15th "	"
17	M. M.	F.	5th September, 1878	21st April, 1879	"
18	C. B.	F.	27th December, 1877	30th "	"
19	B. B.	M.	6th August, 1878	3rd May, 1879	Unimproved.
20	C. H.	M.	17th December, 1877	7th "	Recovered.
21	J. B.	M.	11th July, 1878	16th "	"
22	E. C.	F.	25th October, 1877	10th June, 1879	Improved.
23	M. S.	F.	2nd November, 1872	10th "	Recovered.
24	B. Y.	M.	12th February, 1878	10th "	"
25	J. G.	M.	16th April, 1866	13th July, 1879	"
26	R. H.	M.	8th January, 1878	30th "	"
27	M. A. E.	M.	26th April, 1879	1st August, 1879	"
28	S. C.	F.	21st February, 1879	1st "	"
29	M. J. H.	F.	15th "	4th "	"
30	E. H.	F.	5th April, 1878	29th "	Unimproved.

TABLE No. 6.

Shewing Age, Length of Residence, and Proximate Cause of Death of those who Died during the Year ending 30th September, 1879.

No.	Initials.	Sex.	Age.	Date of Death.	Residence in Asylum.			Proximate Cause of Death.
					Years.	Months.	Days.	
1	W. N.....	M. ...	38	30th October, 1878	9	4	Epilepsy.	
2	A. McL. ...	M. ...	21	18th November, 1878	4	7	Exhaustion.	
3	M. O.....	F.....	37	18th "	4	7	28 Phthisis.	
4	H. W.	F.....	28	19th December, 1878	2	2	3 "	
5	K. C.....	F.....	66	28th "	11	10	Senile decay.	
6	M. L.....	F.....	37	8th January, 1879	1	10	9 Chronic diarrhœa.	
7	P. McK. ...	F.....	50	27th "	10	15	Phthisis.	
8	M. W.....	F.....	53	29th "	3	11	General paresis.	
9	M. A. M. ...	F.....	20	6th February, 1879	1	6	25 Gangrene of lungs.	
10	J. McG....	F.....	52	24th "	10	7	15 Dysentery.	
11	J. M.....	F.....	26	13th March, 1879	1	8	10 Phthisis.	
12	W. H.....	M. ...	36	16th "	6	1	"	
13	J. W. C. ...	M. ...	64	27th "	4	3	8 Exhaustion of mania.	
14	M. J. McE.	F.....	49	6th May, 1879	7	20	Dysentery.	
15	W. S.....	M. ...	63	5th July, 1879	24	Senile exhaustion.		
16	M. B.....	F.....	48	26th "	10	6	14 Exhaustion of chronic mania.	
17	J. B. C. ...	M. ...	57	14th August, 1879	4	5	12 Chronic diarrhœa.	
18	R. P.....	M. ...	32	22nd "	5	8	General paresis.	
19	E. S.....	F.....	56	25th "	4	25	Congestion of brain.	
20	D. E. M. ...	M. ...	33	1st September, 1879	4	7	Phthisis.	
21	H. K.....	F.....	22	2nd "	2	8	4 "	
22	J. P.....	M. ...	54	6th "	19	3	29 Pyæmia.	
23	C. B.....	F.....	18	26th "	1	11	29 Phthisis.	

TABLE No. 7.

Shewing trades or occupations of patients admitted into the Asylum.

	During the year.			During former years.		
	Male.	Female.	Total.	Male.	Female.	Total.
Barbers				1	0	1
Barristers				3	0	3
Bakers				1	0	1
Butchers				1	0	1
Blacksmiths and wives				15	1	16
Bricklayers				6	0	6
Carpenters and wives	2	0	2	34	3	37
Clergymen				2	0	2
Coopers				3	0	3
Clerks	2	0	2	14	0	14
Carriage-makers				3	0	3
Cooks				1	1	2
Carders				3	0	3
Captains of boats				2	0	2
Dressmakers				0	13	13
Detectives				1	0	1
Engineers and wives				3	2	5
Farmers and wives	4	6	10	161	66	227
Housekeepers	0	3	3	0	6	6
Harness-makers				5	0	5
Hotel-keepers	1	0	1	1	0	1
Jewellers				2	0	2
Labourers and wives	7	0	7	216	64	280
Merchants				11	0	11
Millers				3	0	3
Machinists	2	0	2	7	0	7
Pumpmakers				1	0	1
Prostitutes				0	1	1
Painters				11	0	11
Physicians				4	0	4
School-teachers				10	8	18
Station-masters				2	0	2
Soldiers and wives	0	1	1	9	2	11
Students	1	0	1	2	0	2
Servants	0	14	14	13	152	165
Shoemakers				36	0	36
Seamstresses	0	3	3	0	39	39
Sailors				10	0	10
Tailors and wives	0	1	1	10	1	11
Tanners				2	0	2
Tinsmiths				1	0	1
Watchmakers				2	0	2
Weavers	0	1	1	3	1	4
Others	2	2	4	3	2	5
Not reported and no occupation	1	5	6	105	149	254
Total	22	36	58	723	511	1234

TABLE No. 8.
Shewing causes of insanity.

CAUSES OF INSANITY. In respect of the admissions for the year ending 30th September, 1879.	NUMBER OF INSTANCES IN WHICH EACH CAUSE WAS ASSIGNED.								
	As predisposing cause.			As exciting cause.			As predisposing or exciting cause where these could not be dis- tinguished.		
	M.	F.	Total.	M.	F.	Total.	M.	F.	Total.
MORAL.									
Domestic troubles, including loss of relatives or friends				1	2	3			
Religious excitement					1	1			
Adverse circumstances, including business troubles				2		2			
Love affairs, including seduction									
Mental anxiety, "worry"				1		1		1	1
Fright and nervous shocks									
PHYSICAL.									
Intemperance in drink				3		3			
Intemperance, sexual									
Veneral disease									
Self-abuse, sexual				1		1			
Over-work				1		1			
Sunstroke									
Accident or injury									
Pregnancy									
Puerperal					2	2			
Lactation									
Puberty and change of life									
Uterine disorders									
Brain disease, with general paralysis									
Brain disease, with epilepsy				2	2	4			
Other forms of brain disease									
Other bodily diseases or disorders, including old age					2	2			
Fevers									
HEREDITARY.									
With other ascertained cause in combination		1	1						
With other combined cause not ascertained	2	5	7						
CONGENITAL.									
With other ascertained cause in combination									
With other combined cause not ascertained		1	1						
Unknown							9	19	28
Total	2	7	9	11	9	20	9	20	29

TABLE No. 9.

EMPLOYMENT of Male Patients during the official year ending the 30th September, 1879.

CLASS OF WORK.	1878.	Nov.	Dec.	1879.	Jan.	Feb.	March.	April.	May.	June.	July.	August.	Sept.	Total.
	Days.	Days.	Days.	Days.	Days.	Days.	Days.	Days.	Days.	Days.	Days.	Days.	Days.	Days.
Farm	78	70	15	35	28	57	54	77	89	99	87	687		
Garden	22	275	16	10	67	216	322	320	344	333	316	2461		
Cleaning grounds	129	134	113	167	116	110	116	120	135	120	130	1532		
Crib work	583	363	356	1888
Quarrying and jobbing	317	310	513	556	124	124	124	3430
Stables and piggery	124	120	124	120	112	124	124	124	124	120	124	124	124	1460
Cutting wood	8	10	10	10	8	10	10	10	8	8	10	10	10	110
Mason work	26	26	26	26	24	26	26	26	26	26	26	26	25	310
Carpenter-shop	54	52	50	52	48	52	52	52	81	75	52	52	52	701
Painting	78	69	88	126	94	78	74	78	74	72	82	90	92	1021
Shoe and tailor shops	135	130	135	130	120	135	130	135	135	130	135	135	135	1585
Excise-house	124	120	124	120	112	124	124	124	124	120	124	124	124	1430
Laundry	54	50	54	54	48	54	54	54	54	52	54	54	51	636
Kitchen	62	60	76	60	56	62	60	60	62	60	62	62	62	744
Pastry	26	25	34	26	24	26	25	25	26	24	28	27	28	320
Blacksmith's-shop	20	26	26	26	20	26	26	26	26	20	10	10	10	318
Cleaning wards	465	465	465	465	410	415	415	435	465	435	460	465	465	5140
Dining-rooms	341	331	341	341	305	341	341	330	341	330	341	341	341	4024
Halls	28	27	28	28	24	28	28	27	28	27	28	28	28	329
Total days	2321	2301	2238	2312	2124	2273	2426	2375	2603	2541	2518	28,456		28,456

REGISTRATION.—Out-door work 11,878. Shop work, engine-room, etc., 6,785. Inside work, 9,793.—Total, 28,456.

TABLE No. 10.
EMPLOYMENT of Female Patients during the official year ending 30th September, 1879.

CLASS OF WORK.	1878.	Nov.	Dec.	1879.	Feb.	March.	April.	May.	June.	July.	August.	Sept.	Total.
	Days.	Days.	Days.	Days.	Days.	Days.	Days.	Days.	Days.	Days.	Days.	Days.	Days.
Laundry.....	104	100	101	104	98	104	104	104	102	114	114	102	1254
Knitting.....	52	52	50	56	48	52	50	52	50	52	52	50	616
Making.....	200	256	250	270	248	260	256	270	246	260	256	280	3112
Repairing.....	126	130	124	134	124	130	136	140	134	140	138	130	1586
Dining-rooms.....	246	260	246	254	248	260	250	260	254	260	260	260	3058
Cleaning wards.....	350	352	352	352	310	352	336	352	346	352	352	350	4156
Totals.....	1138	1150	1126	1170	1076	1158	1132	1178	1132	1178	1172	1172	13,782

TABLE No. 11.

Return of articles made and repaired for the official year ending Sept. 30th, 1879.

SHOEMAKER AND TAILOR SHOP.			FEMALE DEPARTMENT.		
Made.	Articles.	Repaired.	Made.	Articles.	Repaired.
86	Coats	175	466	Aprons	
23	Drawers (pairs)		314	Bedticks *	324
158	Pants "	597	336	Chemises	
51	Vests	47	20	Caps	
3	Overalls (pairs)		277	Dresses	
3	Long suits		32	" duck	
14	Boots, long (pairs)	12	241	Pillow-cases *	116
84	" Coburg "	39	151	" ticks	
3	Shoes "	4	222	Petticoats	
306	Slippers "	5	548	Shirts *	955
.....	Harness sets	3	444	Socks (pairs) *	2277
14	" straps	8	377	Stockings "	
6	Muffs and wristlets		425	Sheets *	193
4	Buggy cushions		5	Jackets	
			3	Underwaists	
			2	Mittens (pairs) *	11
			316	Socks, marked (pairs)	
			Blankets *	10
			Counterpanes *	11
			Drawers (pairs) *	180
			40	Shrouds and caps	

* These articles repaired belong to the male ward. The clothing and bedding belonging to the female patients are repaired in the ward to which they belong, and no account has been kept of this class of work

TABLE No. 12.

Returns from the Farm and Garden for the official year ending Sept. 30th, 1879*

No.		Rate.	Value.
		\$ c.	\$ c.
370	Bunches Parsley	@ 0 05	18 50
350	“ Onions	@ 0 05	17 50
40	“ Asparagus	@ 0 05	2 00
870	“ Lettuce and Radishes	@ 0 04	34 80
46	“ Savory, Mint and Sage.....	@ 0 05	2 30
1650	“ Rhubarb	@ 0 10	165 00
62	Bushels Parsnips.....	@ 0 50	31 00
37	“ Spinach	@ 0 50	18 50
80	“ Green Peas	@ 0 50	40 00
9	“ Butter Beans	@ 0 75	6 75
4	“ Pop Corn	@ 1 00	4 00
85	“ Tomatoes.....	@ 0 40	34 00
436	“ Carrots	@ 0 20	87 20
356	“ Potatoes	@ 0 70	249 20
2856	“ “	@ 0 40	1142 40
206	“ Onions	@ 0 90	185 40
197	“ Beets.....	@ 0 40	78 80
4½	“ Cucumbers	@ 1 50	6 75
160	“ Apples	@ 0 70	112 00
4	“ Plums	@ 1 00	4 00
350	“ Oats	@ 0 40	140 00
4	“ Artichokes	@ 0 75	3 00
40	Quarts Capsicums.....	@ 0 10	4 00
864	“ Currants and Gooseberries.....	@ 0 05	43 20
206	“ Strawberries	@ 0 08	16 48
2413	Heads Cabbage and Cauliflower	@ 0 05	120 65
280	Roots Celery	@ 0 05	14 00
634	Dozen Green Corn	@ 0 12½	79 25
172	Squashes, Melons and Pumpkins.....	@ 0 08	13 76
8	Tons Straw	@ 6 00	48 00
53	“ Hay	@ 9 00	477 00
36	Loads Green Fodder	@ 1 25	44 00
350	Pounds Grapes	@ 0 05	17 50
730	Gallons Milk	@ 0 22	160 60
5845	Pounds Pork killed and consumed	@ 0 07	409 15
	Total.....		\$3831 69

RECAPITULATION.

FARM, GARDEN, ETC.

Pork and milk	\$569 75
Garden produce	754 69
The Jackson Place, purchased last year	1581 50
The Cartwright Place, purchased this year	925 75
	<u>\$3831 69</u>

TABLE No. 13.

Class of patients received during the official year ending the 30th September, 1879.

Register No.	Sex.	Duration of attack before admission.	Remarks.
1177	F.	20 years	Epileptic. Father epileptic. Brother idiotic.
1178	F.	18 months	General paretic. Died.
1179	F.	7 weeks	One previous attack of three months' duration. Discharged.
1180	F.	4 years	Mother was insane.
1181	M.	1 month	Discharged, recovered.
1182	F.	8 months	Aged 78 years when admitted
1183	F.	20 years	Aged 65 years when admitted.
1184	F.	3 months	Grandmother and uncle were insane.
1185	F.	1 month	Uncle was insane.
1186	M.	9 months	General paretic.
1187	F.	18 years	
1188	M.	4 months	
1189	F.	1 week	Discharged recovered.
1190	F.	4 years	Epileptic.
1191	F.	1 year	
1192	F.	8 weeks	One previous attack of 18 months' duration.
1193	F.	11 days	Discharged recovered.
1194	F.	2 weeks	Many previous attacks. Mother was insane.
1195	M.	3 "	
1196	M.	6 months	General paretic. Died.
1197	F.	11 "	Aged 60 years when admitted.
1198	F.	3 "	
1199	F.	6 days	
1200	F.	2 years	Aged 63 years when admitted.
1201	F.	3 weeks	Sister was insane. Died.
1202	M.	3 months	
1203	F.	9 "	Aged 68 years when admitted.
1204	M.	12 years	Epileptic.
1205	M.	2 or 3 years	
1206	F.	4 months	
1207	M.	3 years	Died.
1208	M.	3 days	Three previous attacks. Discharged recovered.
1209	M.	3 years	One previous attack. 1 brother and 2 sisters insane.
1210	M.	4 "	
1211	F.	4 "	
1212	F.	18 months	
1213	M.	1 month	Mother was insane.
1214	F.	3 weeks	
1215	M.	15 months	One brother in Asylum. Several members of family have been insane.
1216	M.	3 "	Aged 63 years. Dying when admitted. Died.
1217	M.	8 or 9 years	
1218	F.	4 months	Aged 55 years. At least 2 previous attacks.
1219	F.	3 "	One or two previous attacks.
1220	F.	2 "	Epileptic.
1221	F.	Idiot	Mother epileptic.
1222	M.	3 years	One previous attack.
1223	M.	Several weeks	
1224	F.	1 month	Mother was insane.
1225	M.	4 years	
1226	F.	8 months	Two previous attacks.
1227	F.	9 "	
1228	M.	9 weeks	
1229	F.	2 years	
1230	F.	5 years	Deaf mute.
1231	M.	From childhood	41 years of age. A most vicious and brutal man.
1232	F.	2 or 3 years	
1233	F.	8 years	70 years of age.
1234	M.	Over 10 years	65 or 70 years of age.
	22	36	

ASYLUM FOR THE INSANE, HAMILTON.

HAMILTON, October 1st, 1879.

To J. W. LANGMUIR, Esq.,
Inspector of Prisons and Public Charities, Ontario.

SIR.—I have the honour to submit the fourth Annual Report of this Asylum for the year ending September 30th, 1879.

The number of patients remaining in the Asylum on the 30th September, 1878, was 82 men and 119 women, total 201.

The admissions during the year have been 70 men and 67 women, total 137.

Number under treatment, 152 men and 186 women, total 338.

The discharges have been 10 men and 6 women, of whom 7 men and 5 women were sent out as recovered, 1 man improved, and 2 men and 1 woman not improved.

The deaths were 8 men and 7 women, total 15; and 2 escapes, both men.

There are remaining in the Asylum on the 30th September, 1879, 132 men and 173 women, total 305.

The total cost of maintaining each patient was \$2.95 per week, as compared with \$3.13 in the previous year.

Applications for Admission.

There have been 191 applications for admission received during the year, of which 112 were for men and 79 for women, disposed off as follows: 70 men and 67 women were admitted. A blank form of history of the case was sent to each applicant to be filled and returned, but many of them have not been returned, their friends deciding to try the patient a little longer at home before committing them to the Asylum. A few cases are in progress, but up to this date have not been completed.

Admission of Idiots.

Owing to the overcrowded condition of the Asylum for Idiots at Orillia, no further accommodation could be provided for some time to come for a large number of idiots, some of whom had been for a length of time in the County Gaols throughout the Province, and others at their homes awaiting vacancies at the Asylum. Upon your recommendation an Order in Council was passed authorizing the reception of idiots at this Asylum on the condition that when the extension of the Orillia Asylum is completed, any idiots who may have been admitted to this Asylum would be transferred. In accordance with your instructions to me to make preparation for the reception of a limited number of idiots, the basement wards in the new wings which are not in use, and not likely to be required for the accommodation of lunatics for a considerable length of time—were set apart for the temporary accommodation of idiots. These wards are identical in plan and structure with the upper wards, equally dry, well lighted and ventilated, and are capable of comfortably accommodating 40 patients of each sex, and were opened for the reception of patients on the 18th July.

I received from you 101 applications which had been made for admission to the Orillia Asylum. I am unable to give the respective number of each sex, as many of the applications are informal and state neither name nor sex. I communicated with every applicant and sent either form of history or medical certificates as the case required. In many instances I have received no answer, a few have written to say that the patient has

died since application was made, some had been removed and the persons who had made applications had lost all knowledge of their whereabouts, others were otherwise provided for, and in a few instances the friends of the patients had decided not to send them from home. Up to the present date 27 patients have been admitted. One, a male, has died. Remaining in the Asylum, 20 males and 6 females.

Deaths.

The number of deaths was considerably augmented by the admission of several patients in a dying condition. Applicants will make misrepresentations in respect to patients, and physicians will omit to state important facts in their certificates, so that a superintendent has no means of knowing the real condition of a patient until he is brought to the Asylum. One woman—a paralytic—was admitted in the afternoon and died next morning from apoplexy. It could not be ascertained whether she had ever had a fit before. Four or five men, who were in the last stage of consumption, died within a month of their admission; and all of these cases had been certified as urgent cases, violent and unmanageable, and fit and proper persons to be confined in an Asylum for the Insane.

The general health of the inmates of the Asylum has been very satisfactory, no epidemic or serious disease or accident has occurred.

New Buildings.

The enlargement of the Asylum, by the addition of two wings and an extension in the rear, connected with and at right angles to the main building, have been completed, and been in occupation during the greater part of the year. There is now capacity in this Asylum for about 530 patients. The wings were opened on the 15th March, since that date patients have been admitted from gaols and private families in all parts of the Province, the other asylums being full and unable to accommodate the insane in their respective districts. In future only those who are residents in the division allotted to this Asylum will be admitted.

Improvements and Repairs.

During the past year several improvements and repairs have been made. There are still a greater number waiting for better times, which it is hoped will come soon.

The walls of the main entrance hall have been painted and the ceiling kalsomined. The floors in the corridors of the wards on the ground floor in the main building have been relaid with oak, and oiled, the walls painted bright and cheerful colours and the ceilings lime-washed. This is such an improvement and so highly appreciated by the patients, it is so much more easily kept sweet and clean, the light is increased, and adds so much to comfort and general appearance that I hope another year will not be allowed to pass without placing the other halls and corridors in the same condition.

Another very important improvement has been made. The use of cesspools for the disposal of the Asylum sewage has been abandoned, and a sewer constructed connecting with the city main sewer on Queen Street. The working of the cesspools was very unsatisfactory, and they were a great nuisance on account of their proximity to the Asylum.

Alterations and improvements have been made in front of the main building and east wing. Earth, to the depth of between two and three feet, has been removed and the ground levelled and sown with grass seed, which will next year form a beautiful even lawn, and may be ornamented with flower beds. The east airing yards have also been levelled and about the same depth of earth removed. This was a work of necessity as the basement windows were nearly two feet below the level of the ground, which sloped towards the building, and every heavy rain flooded the basement floors. The ground is graded towards the main drain and a Bell trap and a connecting drain constructed. The outside appearance of the building is improved and the basement ward rendered much more light and cheerful.

A large clearance of about ten or twelve acres has been made in the woods in the rear of the farm, and the trees cut up into cordwood. This was the work of patients

during the winter under the farmer's direction, and afforded a large number of them healthful and invigorating employment. As soon as a fence can be built to enclose it, the land will be put under cultivation. Roadmaking and removing the superfluous trees around the buildings, has been the principal employment of the patients during the past summer. The old crooked road has been taken up and a new and more convenient course made. It is expected the road will be made past the front of the buildings before the season closes.

The roof in the centre building is in a very unsatisfactory condition, from some cause which cannot be easily explained the galvanized iron with which it is covered is continually cracking in places, and requires frequent repairs and soldering, every time that rain falls the ceilings under the roof are wetted, and in heavy rains the floors are deluged. A great deal of time and money have been spent in patching up the roof to very little purpose, as it continues to leak as much, or more so, than ever. It is evident that it cannot be made watertight until the old galvanized iron sheeting has been removed and replaced with new. The roof at the joining of the centre building with the rear extension, leaks so much that the plaster cannot be kept on the ceiling. Since the opening of the wings and the reception of a less orderly class of patients, it has been discovered the wire guards on the windows are very little protection, and a very slight obstruction to any patient who may take the notion to go out of the window. A few of them have found out how easy it is to push them off, two men have escaped in that manner. A suicidal patient in one of the upper wards has been caught twice just in the act, he had pushed off the guard and his body was half out of the window, had he not been discovered just at the moment, the man would in all probability have lost his life. A weak and emaciated woman, a case of melancholia with suicidal propensities, removed the small screw nails with which the guard of her room was fastened, with her fingers, she had succeeded in detaching one side of the guard and was working at the other when she was found. It is absolutely necessary that this should be attended to without delay, and some means adopted to make the guards sufficiently strong to resist any attempt which may be made upon them.

I have also to call attention to the fact that no appliances have been provided in the wings for protection against fire. There are a sufficient number of fire plugs throughout the building, but no hose has been provided.

The capacity of the water-tanks is barely sufficient for the ordinary daily requirements of the Asylum, and when the population is further increased will be found quite inadequate. In the event of a fire taking place in the building we would find ourselves almost helpless to contend with it for want of water. A small reservoir capable of holding at least one week's supply of water should be built.

Farm and Garden.

The results of our farm and garden operations, although on a small scale so far, have been very satisfactory this season. The potato crop is abundant and of excellent quality, and have been but slightly affected by rot. A sufficient quantity of roots has been raised to supply our cows during the winter, and the Asylum has been supplied abundantly with vegetables of all kinds. There is abundant pasturage on the farm for nearly double the number of cows we have, it would be economy to have a few more, the quantity of milk obtained from our present number is not sufficient for the use of the Asylum.

Amusements.

Several concerts and readings were given during the winter and were highly appreciated by the patients. Our thanks are due to the ladies and gentlemen who gave their gratuitous services at the entertainments.

The want of a library for the use of the patients is very much felt, patients are daily asking for books to read, and it is not pleasant to have to tell them that the institution has not yet been provided with books for their use. 150 or 200 volumes of a suitable class of books would not cost much and would form a good beginning of a library, and would be very acceptable.

Religious Services.

The Rev. Mr. Bull, Messrs. Gaviller, Freeman, and Taylor continue to conduct the Sunday morning services alternately as in former years. These gentlemen are tendered the thanks and grateful acknowledgements of all who participate in their very acceptable services.

The Rev. Father Slaven frequently visits the Asylum and converses with and ministers to the spiritual wants of patients of the Roman Catholic communion.

No change has taken place in the official staff of the Asylum, and very few among the attendants and other employes. A few additional attendants have been engaged to meet the requirements of the enlarged buildings and increased population.

I have the honour to be, Sir

Your obedient servant,

J. M. WALLACE,
Medical Superintendent.

ANNUAL STATISTICAL REPORT

Of the operations of the Asylum for Insane, Hamilton, for the year ending
30th September, 1879.

TABLE No. 1.

Shewing Movements of Patients in the Asylum for the Official Year ending
30th September, 1879.

	Male.	Female.	Total.	Male.	Female.	Total.
Remaining, October 1st, 1878				82	119	201
Admitted during year :						
Direct, by Lieutenant-Governors' Warrant ..	45	40	85			
Transferred, " " ..	2		2			
By medical certificate	23	27	50	70	67	137
Total number under treatment during year				152	186	338
Discharges during year :						
As cured	7	5	12			
" improved	1		1			
" unimproved	2	1	3			
Total number of discharges during the year	10	6	16			
Died	8	7	15			
Eloped	2		2			
Transferred						
				20	13	33
Remaining in Asylum, 30th September, 1879				132	173	305
Total number admitted since opening of Asylum				173	201	374
" discharged	14	6	20			
" died	20	19	39			
" eloped	7		7			
" transferred		3	3			
" remaining, 30th September, 1879	132	173	305			

TABLE No. 2.

Shewing the Maximum and Minimum Number of Patients resident in the Asylum, the Total Number of Days' Stay of Patients, and the Daily Average Number of Patients in the Asylum, from the 1st October, 1878, to 30th September, 1879.

	Male.	Female.	Total.
Maximum number of patients in residence (on the 27th of September).....	135	173	308
Minimum number of patients in residence (on the 13th of November).....	82	118	200
Collective days' stay of all patients in residence during year.....	36,741	50,034	86,775
Daily average population.....	101	137	238

	Admissions of Year.			Total Admissions since Opening.		
	Male.	Female.	Total.	Male.	Female.	Total.
SOCIAL STATE.						
Married.....	29	35	64	71	106	177
Widowed.....	2	7	9	2	9	11
Single.....	39	25	64	100	86	186
Not reported.....						
Total.....	70	67	137	173	201	374
RELIGION.						
Presbyterians.....	15	9	24	30	42	72
Episcopalians.....	17	17	34	46	40	86
Methodists.....	14	14	28	28	32	60
Baptists.....	2	4	6	5	8	13
Congregationalists.....						
Roman Catholics.....	12	16	28	40	62	102
Mennonites.....	1	1	2	2	2	4
Quakers.....	1	1	2	2	1	3
Infidels.....						
Other denominations.....	2	1	3	5	4	9
Not reported.....	6	4	10	15	10	25
Total.....	70	67	137	173	201	374
NATIONALITIES.						
English.....	16	12	28	30	22	52
Irish.....	10	8	18	37	62	99
Scotch.....	6	5	11	14	29	43
Canadian.....	33	35	66	76	70	146
United States.....	3	3	6	3	3	6
Other Countries.....	2	3	5	8	9	17
Unknown.....		3	3	5	6	11
Total.....	70	67	137	173	201	374

TABLE No. 3.

Shewing the counties from which patients have been admitted up to 30th September, 1879.

	Admitted during Year.			Total Admissions.		
	Male.	Female.	Total.	Male.	Female.	Total.
Brant	1	1	2	2	5	7
Bruce				1	3	4
Carleton		1	1	2	5	7
Elgin				1	4	5
Essex					1	1
Frontenac				2	6	8
Grey	7	2	9	10	8	18
Haldimand	2	3	5	5	5	10
Halton	5	1	6	6	5	11
Hastings						
Huron		1	1	3	6	9
Kent				1	4	5
Lambton				3	2	5
Lanark					1	1
Leeds and Grenville		2	2	1	3	4
Lennox and Addington				2		2
Lincoln	1	3	4	5	9	14
Middlesex				8	4	12
Norfolk	3	1	4	3	4	7
Northumberland and Durham	2	2	4	8	7	15
Ontario	1	4	5	2	9	11
Oxford				2		2
Peel	2	4	6	4	4	8
Perth				1	3	4
Peterborough	1		1	2		2
Prescott and Russell	1		1	2	2	4
Prince Edward						
Renfrew				1	2	3
Simcoe	9	8	17	14	11	25
Stormont, Dundas and Glengarry		2	2	3	7	10
Victoria				2	1	3
Waterloo	4	1	5	5	4	9
Welland	2	2	4	4	5	9
Wellington	3	4	7	7	7	14
Wentworth	10	8	18	23	23	46
York	16	17	33	38	41	79
Total admissions	70	67	137	173	201	374

TABLE No. 4.

Shewing the counties from which warranted cases have been admitted up to 30th September, 1879.

	Admitted during Year.			Total Admissions.		
	Male.	Female.	Total.	Male.	Female.	Total.
Brant	1		1	1	2	3
Bruce				1	1	2
Carleton		1	1	1	1	2
Elgin						
Essex					1	1
Frontenac				2	1	3
Grey	6	2	8	8	4	12
Haldimand		1	1	1	3	4
Halton	4		4	4		4
Hastings						
Huron		1	1		1	1
Kent						
Lambton				1		1
Lanark					1	1
Leeds and Grenville		2	2		2	2
Lennox and Addington				2		2
Lincoln		2	2	4	2	6
Middlesex				2		2
Norfolk	1	1	2	1	3	4
Northumberland and Durham	2		2	4		4
Ontario		4	4		5	5
Oxford				1		1
Peel		3	3	1	3	4
Perth					1	1
Peterborough	1		1	1		1
Prescott and Russell	1		1	2		2
Prince Edward						
Renfrew				1		1
Simcoe	7	5	12	9	5	14
Stormont, Dundas and Glengarry		2	2	1	2	3
Victoria				1	1	2
Waterloo	4	1	5	4	1	5
Welland	1	2	3	3	3	6
Wellington				2		2
Wentworth	4	2	6	9	3	12
York	15	11	26	29	19	48
Total admissions	47	40	87	96	65	161

TABLE No. 5.

Shewing the length of residence in the Asylum of those discharged during the year.

No.	Initials.	Sex.	When Admitted.	When Discharged.	Remarks.
108	M. A. S.	F.	May 3rd, 1876	November 7th, 1878	Unimproved.
230	J. M.	M.	December 29th, 1878	November 13th, 1879	"
236	J. W.	M.	April 14th, 1878	March 19th, "	Recovered.
257	R. T.	M.	March 21st, 1879	June 14th, "	"
294	R. A.	M.	April 25th, "	July 2nd, "	"
249	W. M.	M.	March 15th, "	" 11th, "	"
339	J. B. S.	M.	October 18th, 1878	" 11th, "	"
247	J. B.	F.	January 21st, 1879	" 18th, "	"
264	S. E.	F.	March 28th, "	" 28th, "	"
265	T. C.	M.	March 29th, "	" 29th, "	"
281	T. R.	F.	April 11th, "	August 1st, "	"
293	E. N.	F.	April 29th, "	" 16th, "	"
307	F. H.	F.	May 23rd, "	" 26th, "	"
292	A. C.	M.	April 28th, "	September 3rd, "	"
237	L. H.	M.	September 9th, "	" 15th, "	Unimproved.
346	H. McK.	M.	July 22nd, "	" 30th, "	"

TABLE No. 6.

Shewing age, length of residence, and proximate cause of death of those who died during the year ending 30th September, 1879.

No.	Initials.	Sex.	Age.	Date of Death.	Residence in Asylum.			Proximate cause of death.
					Years.	Months.	Days.	
43	P. H.	M.	31	October 6th, 1878	2	6	13	Phthisis.
10	R. J. I.	M.	29	" 23rd, "	2	7	6	"
126	A. K.	F.	67	" 26th, "	2	5	23	Icterus.
234	M. McG.	F.	54	December 7th, "	...	8	21	Gangrene of leg.
117	H. J.	F.	42	March 15th, 1879	2	10	12	Exhaustion.
208	W. G.	F.	69	" 20th, "	2	5	21	Senile decay.
278	A. K.	F.	59	April 8th, "	1	Apoplexy.
271	L. M.	M.	70	May 3rd, "	...	1	1	Erysipelas.
266	J. S.	M.	39	" 4th, "	...	1	5	Gangrene of lung.
275	P. G.	M.	65	" 5th, "	...	1	1	Intestinal obstruction.
289	G. S.	M.	50	" 18th, "	22	Phthisis.
256	A. A.	M.	65	June 9th, "	...	2	16	Chronic pneumonia.
232	J. O'L.	M.	52	" 18th, "	1	5	19	Exhaustion.
116	M. G.	F.	42	July 26th, "	3	3	25	Phthisis.
90	J. B.	F.	32	August 22nd, "	3	4	20	"

TABLE No. 7.

Shewing trades or occupations of patients admitted into the Asylum.

	During the year.			During former years.			Total.
	Males.	Females.	Total.	Males.	Females.	Total.	
Brewer				1		1	1
Builder	1		1				1
Blacksmith	1		1				1
Consul (U. S.)	1		1				1
Clerk	2		2	3	1	4	6
Confectioner				1		1	1
Carpenter	4		4	1		1	5
Commercial traveller	1		1				1
Cooper	1		1				1
Clergymen	2		2				2
Domestic duties		35	35		10	10	45
Editor				1		1	1
Farmer	17		17	30		30	47
Fisherman				1		1	1
Gardener	1		1	1		1	2
Glass blower	1		1				1
Grocer	2		2				2
Housekeeper		3	3		58	58	61
Hostler	1		1				1
Hotelkeeper	1		1	1		1	2
Labourer	18		18	30		30	48
Mechanic				14		14	14
Night-watchman	1		1				1
None	7	13	20	4	20	24	44
Painter	1		1				1
Printer				1		1	1
Photographer				1		1	1
Servant		10	10		33	33	43
Seamstress		2	2		2	2	4
Salesman	1		1				1
School-teacher		3	3	2	2	4	7
Surveyor				1		1	1
Saddler	2		2				2
Student	1		1				1
Sailor				2		2	2
Shoemaker				1		1	1
Soapmaker							1
Tailor	1		1				1
Weaver	1	1	1				1
Waggon-maker	1		1				1
Unknown				6	11	17	17
Totals	70	67	137	102	137	239	376

TABLE No. 8.
Shewing causes of insanity.

CAUSES OF INSANITY. In respect of the admissions for the year ending 30th September, 1879.	NUMBER OF INSTANCES IN WHICH EACH CAUSE WAS ASSIGNED.								
	As predisposing cause.			As exciting cause.			As predisposing or ex- citing cause where these could not be distinguished.		
	M.	F.	Total.	M.	F.	Total.	M.	F.	Total.
MORAL									
Domestic troubles, including loss of relatives or friends.....				2	2				
Religious excitement.....			5	3	8				
Adverse circumstances, including business troubles.....			6	5	11				
Love affairs, including seduction.....				1	1				
Mental anxiety, "worry".....			3	1	4				
Fright and nervous shocks.....				1	1				
PHYSICAL									
Intemperance in drink.....			10	1	11				
Intemperance, sexual.....									
Veneral disease.....									
Self-abuse, sexual.....			11	2	13				
Over-work.....			1		1				
Sunstroke.....			2		2				
Accident or injury.....			1		1				
Pregnancy.....									
Puerperal.....				4	4				
Lactation.....				2	2				
Puberty and change of life.....									
Uterine disorders.....				1	1				
Brain disease, with general paralysis.....				5	6				
Brain disease, with epilepsy.....	4	5	9						
Other forms of brain disease.....	2	2	2	1	1				
Other bodily diseases or disorders, including old age.....	2	2	4	1	2	3			
Fevers.....									
HEREDITARY.									
With other ascertained cause in combination.....	9	17	26						
With other combined cause not ascertained.....	4	12	16						
CONGENITAL.									
With other ascertained cause in combination.....	2		2						
With other combined cause not ascertained.....	3	1	4						
Unknown.....						22	19	41	
Total.....	24	39	63	45	27	72	22	19	41

ANNUAL STATISTICAL REPORT

Of the operations of the Idiot Wards of the Asylum for Insane, Hamilton, for
the year ending 30th September, 1879.

TABLE No. 1.

Shewing Movements of the inmates in the Asylum for the Official Year ending
30th September, 1879.

	Male.	Female.	Total.	Male.	Female.	Total.
Admitted during year :						
By Lieutenant-Governor's warrant	9	1	10			
“ medical certificate	12	5	17			
Total number under treatment during year				21	6	27
Discharges during year :						
As cured						
“ improved						
“ unimproved						
Total number of discharges during year				1		1
Died ..	1		1			
Eloped						
Transferred ..						
Remaining in Asylum, 30th September, 1879 ..				20	6	26
Total number admitted since opening of Asylum						
“ discharged				21	6	27
“ died	1		1			
“ eloped ..						
“ transferred ..						
“ remaining, 30th September, 1879	20	6	26			

TABLE No. 2.

Shewing the Maximum and Minimum Number of inmates resident in the Asylum, the Total Number of Days' Stay of inmates, and the Daily Average Number of inmates in the Asylum, from the 18th July, 1879, to 30th September, 1879.

	Male.	Female.	Total.
Maximum number of inmates in residence (on the 26th of September)	20	6	26
Minimum number of inmates in residence	1	1	1
Collective days' stay of all inmates in residence	1384	299	1683
Daily average population	15·7	3·3	19·0

	Admissions of Year.			Total Admissions since Opening.		
	Male.	Female.	Total.	Male.	Female.	Total.
SOCIAL STATE.						
Married						
Widowed						
Single	All single.					
Not reported						
Total						
RELIGION OF PARENTS.						
Presbyterians	1		1			
Episcopalians	4	3	7			
Methodists	3	1	4			
Baptists						
Congregationalists	2		2			
Roman Catholics	5	2	7			
Mennonites						
Quakers						
Infidels						
Other denominations						
Not reported	6		6			
Total	21	6	27			
NATIONALITIES.						
English						
Irish	1		1			
Scotch	1		1			
Canadian	16	5	21			
United States						
Other countries						
Unknown	3	1	4			
Total	21	6	27			

TABLE No. 3.

Shewing the counties from which inmates have been admitted up to 30th September, 1879.

	Admitted during Year.			Total Admissions.			Total.
	Male.	Female.	Total.	Male.	Female.	Total.	
Brant							
Bruce							
Carleton	1		1				
Elgin							
Essex							
Frontenac	1	2	3				
Grey	1		1				
Haldimand							
Halton	2		2				
Hastings							
Huron	1		1				
Kent	1		1				
Lambton							
Lanark							
Leeds and Grenville	2		2				
Lennox and Addington	1		1				
Lincoln							
Middlesex	2	1	3				
Norfolk							
Northumberland and Durham	1	1	2				
Ontario							
Oxford							
Peel	1		1				
Perth	1		1				
Peterborough							
Prescott and Russell							
Prince Edward	1		1				
Renfrew							
Simcoe							
Stormont, Dundas and Glengarry		1	1				
Victoria							
Waterloo							
Welland							
Wellington		1	1				
Wentworth	2		2				
York	3		3				
Total admissions.	21	6	27				

TABLE No. 4.

Shewing the counties from which warranted cases have been admitted up to 30th September, 1879.

	Admitted during Year.			Total Admissions.		
	Male.	Female.	Total.	Male.	Female.	Total.
Brant						
Bruce						
Carleton						
Elgin						
Essex						
Frontenac	1	1	2			
Grey	1		1			
Haldimand						
Halton						
Hastings						
Huron	1		1			
Kent	1		1			
Lambton						
Lanark						
Leeds and Grenville	2		2			
Lennox and Addington	1		1			
Lincoln						
Middlesex						
Norfolk						
Northumberland and Durham						
Ontario						
Oxford						
Peel	1		1			
Perth						
Peterborough						
Prescott and Russell						
Prince Edward						
Renfrew						
Simcoe						
Stormont, Dundas and Glengarry						
Victoria						
Waterloo						
Welland						
Wellington						
Wentworth	1		1			
York						
Total admissions.. ..	9	1	10			

TABLE No. 5.

Shewing age, length of residence, and proximate cause of death of the inmate who died during the year ending 30th September, 1879.

No.	Initials.	Sex.	Age.	Date of Death.	Residence in Asylum.			Proximate cause of death.
					Years.	Months.	Days.	
15	C. G.	M.	46	September 13th 1879.	0	1	18	Marasmus.

ASYLUM FOR IDIOTS, ORILLIA.

ORILLIA, 1st October, 1879.

J. W. LANGMUIR, Esq.,
Inspector of Asylums, &c., Ontario.

SIR,—I beg to submit the third Annual Report of the Ontario Asylum for Idiots for the year just closed.

On the 1st day of October, 1878, we had in residence 146 inmates, of whom 75 were males and 71 females. Since then we have admitted 14 males and 9 females, in all 23. Of these admissions 7 were by Lieutenant-Governor's warrant—5 males and 2 females, and 16 by the ordinary process, of whom 9 were males and 7 females, making the total admissions for the year 23, which added to the 146 in residence gives a total of 169 as coming under the operations of the Asylum for the year. Of this number, 2 males, both lads, were taken home by their parents, and 12 died—9 males and 3 female—leaving in residence to-day 155, of whom 78 are males, and 77 females. The only point calling for special mention in looking over these figures, is the large number under care in a building with only 144 beds, and if the rule in regard to cubic space were followed, would only admit about 120. The demands for admissions, however, have been so urgent that a number of children have been selected from the numerous applications, and a system of doubling up in beds resorted to, till our number has reached the above figure. No ill effects have resulted from this overcrowding so far.

As a rule, our population has been very healthy during the year, and our death-rate has decreased, as I predicted it would in my last year's report. This year the rate only reaches 7 per cent. as compared with nearly 10 per cent. last year and 13 the year before. I consider this a low rate for the class under care, and can scarcely hope that under any circumstances it can be much lower, but, on the contrary may, some years, be considerably higher. Our inmates are made up of every grade, from the sullen dement to the educable child—from the age of 60 to 5. We have the blind, the deaf and dumb, the crippled, and deformed. A large number of epileptics and a few cases of chronic insanity. We have idiocy in all its varied phases, from the semi-bright and confiding child, to the filthy and repulsive adult, without one gleam of intelligence, in whom the soul is indeed locked up, as if in an iron safe. With a population whose mental and physical organization are so varied and defective, it cannot be expected that our rate of mortality will be other than high as compared with other Asylums.

Since my last report, a new fence has been erected round the Asylum property, and we have been enabled thereby to proceed with our improvements in something like a systematic manner. We have utilized an old fence material in dividing our grounds into gardens, yards and pleasure grounds. This work has been done by the carpenter with the assistance of one or two of the inmates. We have two very good gardens, but unfortunately they have not come up to our expectations this year. The failure was partly owing to their rough state in the spring, and partly to the destructive effects of a hail-storm, which cut the vines and vegetables to pieces. Our green-house was completely riddled, hardly a whole pane of glass being left in it. We have two very good airing, or play grounds; the one on the female side being particularly fine, as regards location and size. The inmates spend all their time in these grounds, when the weather permits, except those who are at work. The mill lot has at last been filled in, seeded down, and partly planted with native trees and shrubs. The new road, as laid out by the Honourable the Treas-

surer and yourself, has been constructed in a first-class manner. It is composed of about 8 inches of cobble and broken stone, and covered with 6 inches of gravel. Good underground drains, built in with stone, have been made where required. We will want an appropriation next year for a side-walk, to connect our present one with the town side-walk at the railway crossing; and also to purchase some ornamental trees and shrubs with which to complete the planting. This will be the only expenditure required for our grounds till the proposed new buildings are completed. As I understand it is intended to proceed at once with the erection of these buildings, I need not urge the matter here, except to suggest the advisability of doing away with our present engine house, kitchen and laundry. The engine, or boiler house, and laundry, should be in a building by themselves, to the rear of the main building, at an equal distance from each. The kitchen should be arranged in some way between the present and the new building. Unless this plan is adopted a double service of each will be required, which will necessitate extra help and waste. Provision should also be made for a hospital ward, and for officers quarters. The present laundry could be fitted up for the former, and would answer our purpose very nicely.

Our gas service has been good during the year, giving excellent satisfaction. The cost for the year just closed will be somewhat less than the preceding year. The water supply is also abundant, which is one of the best features connected with this Asylum. In fact there is no limit to our water, and the result is, that, notwithstanding the nature and character of our inmates, and the large number in residence, the sanitary condition and cleanliness of the house will compare favourably with more pretentious institutions.

Our inmates continue to do a good deal of work, indeed, it is astonishing that they are able to perform so much. From the annexed table you will see the average number employed from day to day, the time employed, and the nature of such employment. We will have plenty of work here for some time to come, in putting and keeping our grounds in order. In addition to general household duties, a number of females do a considerable amount of sewing, such as running up skirts, hemming and making aprons, a large number of sheets and pillow-slips have been made by them. They are now employed regularly at this work under the directions of their attendants. The following table will give some idea of how our inmates are employed:—

Nature of employment.	Number employed daily.			Total number of days' work performed during the year.		
	Male.	Female.	Total.	Male.	Female.	Total.
With the gardener	4	0	4	1,252	0	1,252
In wood-sheds	4	0	4	1,252	0	1,252
Working in grounds and general outside work	6	0	6	1,878	0	1,878
In engine-room	1	0	1	365	0	365
In laundry	2	1	3	626	312	939
In kitchen	0	3	3	0	1,095	1,095
General household work	3	7	10	1,095	2,555	3,650
In sewing-room	0	2	2	0	626	626
In dining-room	0	3	3	0	1,095	1,095
Medical Superintendent's house	1	0	1	365	0	365
Total	21	16	37	6,833	5,684	12,517

Visitors.

The Honourable the Treasurer is the only member of the Government who has favoured us with a visit during the year, and with the exception of the Honourable, the Secretary, the only one since the opening of the Asylum. I think it much to be regretted that members of the Government, and especially members of the Legislature, do not make it a practice to visit such institutions as this oftener than they do. We have no lack of visitors, however, for the great public, in thousands, pass through our building every year. Orillia being a noted objective point for excursions, and the Asylum the most important place of interest, we are often over-run with visitors. Our inmates being of that class who are not injured, but, on the contrary, benefited, by contact with the outside world, I have deemed it advisable to allow the amplest liberty in this respect, so long as the regular work of the Asylum is not interfered with. Dr. W. W. Ireland, Medical Superintendent of the Scottish National Institution for the Education of Imbecile Children, was with us on the 15th, 16th and 17th of September. Dr. Ireland is a recognized authority on the subject of idiocy, and two years ago published a standard work on the subject. In addition to the pleasure derived from his visit, I obtained a considerable amount of valuable information from him.

Mrs. Duke, who had been matron from the opening of this Asylum, resigned her position on the 20th of June last, much to my regret, as I always found her a careful and trustworthy official. I am happy, however, to state that Miss Elliott, who succeeds her, makes an excellent matron, and fills the position to my entire satisfaction. Permit me to suggest that Miss Elliott should receive the same amount of remuneration as paid to matrons of other Asylums. She is deprived of many advantages here which she heretofore enjoyed, and her time is fully occupied with her duties.

I believe you have already made representations to the Public Works Department regarding the unsafe condition of our airing verandahs. Nothing, however, has been done as yet to replace them with new ones; and I would now call your attention to the fact that they are daily becoming more dangerous. If we are compelled to give up using them the health of our household will suffer.

As you observed on the occasion of your last inspection visit, large patches of the plaster are falling from the ceilings from time to time. This is more particularly the case in the large dormitories and day-rooms. Apart from the unsightly appearance of these patched ceilings, there is positive danger to our inmates, to be apprehended from this falling plaster. You suggested the propriety of sheeting these ceilings with thin matched boards, and I think it would be wise to have the work proceeded with at once.

It is hardly necessary to again call attention to the inconvenience caused by my living so far from the Asylum, for you have several times referred to the matter yourself. In the interests of the Institution, however, I must recommend that a house be erected on the grounds as soon as possible. Under the present arrangement it is impossible to have that strict supervision required where there are so many employees. On personal grounds, too, I would ask for a change from the house at present occupied. The situation is so low, and drainage so imperfect that the health of my family is in constant danger. Indeed the death of one of my children can be directly attributed to the unhealthy locality of the house. This fact, in itself, without taking into consideration the absurdity of the Medical Superintendent living so far from the Asylum over which he is expected to have a constant oversight, should be a sufficient reason for the erection of a house.

Training School.

I would again respectfully urge upon the Government, through you, the advisability of establishing a Training School for idiotic and imbecile children. The longer this work is delayed, the more burdensome and expensive will it become to provide for this important class. I fully recognize the fact that the yearly appropriations voted by our Legislature for the maintenance of Asylums and other charities are assuming large proportions, and are causing the country to ask when will this expenditure reach that point from which there will be no more increase. So far as the care and treatment of the insane are con-

cerned, it may be safely assumed there will be no increase for a good many years to come. Adequate provision has also been made for the deaf and dumb and the blind, and no materially increased expenditure will be required for either of these for some time. The poor idiot is the only class of our unfortunate and defective population for whom ample provision has not been made, and I submit that in the interests of both humanity and economy the work should be delayed no longer. The present Institution, when enlarged, will make a very excellent custodial asylum for adults. This is certainly a very important step taken, but unless it is followed by a training school which will prevent a large number from becoming candidates for custodial asylums and life burthen on the country, the full measure of practical benefits will not result from it. It is admitted by those who have made the care of this class almost a life study, that any efforts made in the direction of bettering their condition is incomplete, unless a training school, and custodial asylum, are both provided for them. When the proposed addition is made to our present building, and accommodation secured for 300 adults, we can safely say we have the best custodial asylum for idiots on the Continent. Let it be said also, a few more years hence, that we have a training school for imbecile children in keeping with all our public institutions. It is just as essential to educate the imbecile child as it is to educate the deaf-mute or the blind. It is essential in the interests of economy, without taking the higher ground of humanity. To allow these unfortunate children to grow up as thousands have grown up before them, without education or habit-training, is simply to allow them to degenerate into repulsive and helpless creatures, such as are presented for admission to this Asylum from time to time. The idiot is more an object for charity than either the deaf-mute or the blind. He is a greater burden to the family in which he is found. He is a greater nuisance, more troublesome and dangerous to the neighbourhood in which he is found than are either of the others. If allowed to grow up without training, in many cases he becomes vicious and unsafe to be at large; but place him where he can be trained, and in many cases educated, and we fit him, in some cases, to take a respectable position in society; in many more we make him self-supporting, and in nearly all, improve his habits and manners. There can be no question about the benefits to be derived from these Schools, for we have abundant evidence from many countries, and notably from the United States.

The Trustees of the Pennsylvania Training School, in their 25th Annual Report, say: "With this Report, this Institution enters upon the second quarter of a century of its existence. Its growth and benefits have exceeded the expectation of its founders, and it will continue, under the beneficent favour of God, to give comfort and brightness to many lives that would otherwise be dark and painful, affording parents and guardians a refuge to which they may commit with security, if not with hope, these stricken ones of their families, for whom the most intense solicitude and anguish of spirit are so often felt."

The Trustees of the Massachusetts School for Idiots and Feeble-Minded Youth, in their 30th Annual Report, say:—"It is enough to spend half an hour at the school to be assured of the good that is done to its pupils. Could they be seen when they come, and compared with what they are a few weeks or months afterwards, the benefit they receive would be still more unquestionable. To those familiar with them it is delightful to watch the cloud lifting and life brightening on every side. As Prospero says:—

"The charm dissolves space;
And as the morning steals upon the night,
Melting the darkness, so their rising senses
Begin to chase the ignorant fumes that mantle
Their clearer reason."

"The change is sometimes sudden, sometimes slow; but sooner or later it appears in all but the absolutely unreclaimable. Children at first so repulsive as almost to repel pity itself, become objects of sympathy, often of attraction, as they yield to the simple and patient treatment of the Institution. Some of them prove really engaging, and resemble children of stronger minds so closely as to excite surprise in strangers at being found beneath our roof. It is a beautiful process; and as it seems to create as well as to train the powers which it cultivates, it is the most wonderful of all educational processes.

"* * * * One of the first schools for idiots in the world, and the very first of public schools for idiots in the United States, it has maintained itself against many doubts,

and in the midst of many drawbacks, to the unspeakable comfort of its children and of the families from which they come. Could all the suffering that has been prevented, all the relief that has been accomplished, all the days and years and lives that has been lighted up, all the hopes of an existence where reason will know no overshadowing—could all this, the fruit of the labour within our walls be seen or conceived, there is not one of us but would be proud that Massachusetts had taken the lead in sowing the seed from which so blessed a harvest had been gathered in.”

The above extract is not taken from the report of a Medical Superintendent, or of any one man who perchance may have become an enthusiast on the subject, but from the report of 13 prominent citizens of Boston and surrounding towns. The Trustees of similar institutions in other States, as well as the Medical Superintendents, are equally strong in their commendations of their respective schools. Our present Governor-General, the Marquis of Lorne, is President of the Scottish National Institution at Lubert, and such men as the Earl of Home, the Earl of Haddington, the Earl of Rosebery, the Earl of Stair, the Earl of Glasgow, and fifteen other distinguished men are Vice-Presidents.

In the report which I had the honour to submit to you in 1877, I gave some reasons for not building a training school on the limited grounds connected with this Asylum, as it was absolutely necessary, for efficient training, that a good sized farm be connected with such institution. The farm should not only be large, but be fertile and well watered, and within convenient distance of some town or city, which would be easy of access at all seasons of the year. Knowing that you take a deep interest in this subject, I leave it with you, to make such recommendations to the Government as will secure for this rich Province the copestone of its system of charities, at as early a period as possible.

Applications.

There have been 33 applications for admission during the year, as will be seen from the following table. As the Asylum is always full, and vacancies only occuring through death, I have disliked putting the friends of the applicants to the expense of medical examinations till there was a reasonable prospect of an early admission. The result is, therefore, that the history of those idiots is incomplete, in many cases, but there can be no doubt about the genuineness of the applications, and that immediately following increased accomodation many more will apply.

	Male.	Female.	Total.	Male.	Female.	Total.
Applications received.....				18	15	33
Admitted to Asylum	4	2	6			
Applications sent to Hamilton Asylum	14	13	27			
Total	18	15	33			

In addition to the 27 applications of 1879, sent to the Medical Superintendent of the Asylum for the Insane at Hamilton, I have also sent him 43 other applications, and the addresses of 23 whose history I had not received, but about whom I had received letters. As doubtless you will explain at length your reasons for having our surplus applicants sent to Hamilton, I will make no reference to it here.

In conclusion I would just say that all the officers and employés under me are working in harmony, and performing their duties in a satisfactory manner.

I have the honor to be, Sir

Your obedient servant,

A. H. BEATON,

Medical Superintendent.

ANNUAL STATISTICAL REPORT

Of the operations of the Asylum for Insane, Orillia, for the year ending
30th September, 1879.

TABLE No. 1.

Shewing movements of inmates in the Asylum for the official year ending
30th September, 1879.

	Male.	Female.	Total.	Male.	Female.	Total.
Remaining October, 1st, 1878	75	71	146			
Admitted during year :						
By Lieutenant-Governor's Warrant	5	2	7			
" Medical Certificate	9	7	16			
Total number under treatment during year				89	80	169
Discharges during year						
As Cured						
" Improved						
" Unimproved, taken home by parents ..	2	0	2			
Total number of Discharges during year	2	0	2			
Died	9	3	12			
Eloped						
Transferred				11	3	14
Remaining in Asylum, 30th Sept., 1879				78	77	155
Total number admitted since opening of Asylum				113	102	215
" Discharged	7	3	10			
" Died	28	22	50			
" Eloped						
" Transferred						
" Remaining 30th Sept., 1879	78	77	155			

TABLE No. 2.

Shewing the maximum and minimum number of inmates resident in the Asylum, the total number of days' stay of inmates, and the daily average number of inmates in the Asylum, from the 1st October, 1878, to 30th September, 1879.

	Male.	Female.	Total.
Maximum number of inmates in residence (on the 11th of September)	80	77	157
Minimum number of inmates in residence (on the 28th October) ..	72	71	143
Collective days' stay of all inmates in residence during year	27,260	27,199	54,459
Daily average population	74.68	74.50	149 18

	ADMISSIONS OF YEAR.			TOTAL ADMISSIONS SINCE OPENING.		
	Male.	Female.	Total.	Male.	Female.	Total.
SOCIAL STATE						
Married					4	4
Widowed						
Single	14	9	23	113	98	211
Not reported						
Total	14	9	23	113	102	215
RELIGION.						
Presbyterians	3	4	7	20	16	36
Episcopalians	2	1	3	20	21	41
Methodists	6	3	9	21	28	49
Baptists		1	1	3	3	6
Congregationalists						
Roman Catholics				17	11	28
Memnonites						
Quakers				1	1	2
Infidels						
Other denominations				1	1	2
Not reported	3		3	30	21	51
Total	14	9	23	113	102	215
NATIONALITIES.						
English				9	13	22
Irish				21	17	38
Scotch	2		2	13	8	21
Canadian	11	9	20	44	46	90
United States	1		1	1		1
Other Countries				9	6	15
Unknown				16	12	28
Total	14	9	23	113	102	215

TABLE No. 3.

Shewing the counties from which inmates have been admitted up to 30th September, 1879.

	Admitted during Year.			Total Admissions.		
	Male.	Female.	Total.	Male.	Female.	Total.
Brant	1	1	2	3	2	5
Bruce		1	1	4	5	9
Carleton				3	1	4
Elgin					5	5
Essex.....		1	1	1	3	4
Frontenac				7	10	17
Grey	3		3	7	5	12
Haldimand				2	1	3
Halton				2	2	4
Hastings.....					1	1
Huron	2	2	4	7	2	9
Kent					2	2
Lambton				1	2	3
Lanark				1	2	3
Leeds and Grenville				5	1	6
Lennox and Addington.....				2	2	4
Lincoln	1		1	3	1	4
Middlesex				4	3	7
Norfolk.....	1		1	5	3	8
Northumberland and Durham		1	1	4	5	9
Ontario.....	1		1	2	4	6
Oxford		1	1	3	4	7
Peel		1	1		2	2
Perth				3	1	4
Peterborough					1	1
Prescott and Russell.....						
Prince Edward					3	3
Renfrew					7	7
Simcoe	2		2	6	7	13
Stormont, Dundas and Glengarry				3		3
Victoria	1		1	3	2	5
Waterloo				1	1	2
Welland						
Wellington				7		7
Wentworth				6	6	12
York	2	1	3	18	13	31
Total admissions	14	9	23	113	102	215

TABLE No. 4.

Shewing the counties from which warranted cases have been admitted up to
30th September, 1879.

	Admitted during Year.			Total Admissions.		
	Male.	Female.	Total.	Male.	Female.	Total.
Brant	1		1	1		1
Bruce				2	2	4
Carleton				2	1	3
Elgin					3	3
Essex				1	1	2
Frontenac				6	9	15
Grey				4	3	7
Haldimand						
Halton					1	1
Hastings						
Huron		1	1	3	1	4
Kent					2	2
Lambton				1		1
Lanark				1	1	2
Leeds and Grenville				3	1	4
Lennox and Addington				1	2	3
Lincoln				2	1	3
Middlesex				2		2
Norfolk	1		1	4	3	7
Northumberland and Durham				3	1	4
Ontario				1		1
Oxford				2	1	3
Peel		1	1		1	1
Perth				3	1	4
Peterborough						
Prescott and Russell						
Prince Edward						
Renfrew					3	3
Simcoe				2	3	5
Stornont, Dundas and Glengarry				2		2
Victoria	1		1	1		1
Waterloo				1		1
Welland						
Wellington				1		1
Wentworth				1	4	5
York	2		2	6	1	7
Total admissions	5	2	7	56	46	102

TABLE No. 5.

Shewing the length of residence in the Asylum of those discharged during the year.

No.	Initials.	Sex.	When Admitted.	When Discharged.	Remarks.
180	W. S.	M.	12th April, 1878.	18th Oct., 1878.	Taken home by mother
208	T. P. J.	M.	20th June, 1879.	20th Sept., 1879.	Taken home by par'ts

TABLE No. 6.

Shewing age, length of residence, and proximate cause of death of those who died during the year ending 30th September, 1879.

No.	Initials.	Sex.	Age.	Date of Death.	Residence in Asylum.			Proximate cause of Death.
					Years.	Months.	Days.	
46	W. S. G.	M. ...	18	Oct. 14th.	2	0	18	Exhaustion from Epilepsy.
110	W. R.	M. ...	23	Oct. 27th.	1	10	19	General Debility.
146	R. R.	M. ...	13	Nov. 23rd.	1	6	28	Chronic Laryngitis.
29	P. T.	M. ...	17	March 25th.	2	6	0	Consumption.
156	M. L. S.	F.	15	May 14th.	1	10	4	Exhaustion from Epilepsy.
194	R. C.	M. ...	21	June 6th.		6	18	General Debility.
176	E. McD.	F.	30	June 7th.	1	5	17	Bilious Fever.
198	W. H. R.	M. ...	36	June 8th.		4	25	Cholera Morbus.
104	C. McR.	M. ...	10	July 2nd.	2	7	9	Peritonitis.
108	E. W.	F.	21	July 16th.	2	7	19	General Debility.
167	A. J. McD.	M. ...	24	July 18th.	1	8	3	Cardiac Disease.
39	F. T.	M. ...	43	Sept. 27th.	3	0	2	General Debility.

ONTARIO INSTITUTION FOR THE DEAF AND DUMB

REPORT OF THE SUPERINTENDENT FOR THE YEAR ENDING
30TH SEPTEMBER, 1879.

J. W. LANGMUIR, Esq.,
*Inspector of Asylums, Prisons and
Public Charities, Ontario.*

BELLEVILLE, Oct. 1st, 1879.

SIR.—I have the honour to present the Eighth Annual Report of the Ontario Institution for the Deaf and Dumb, for the year ending September 30th, 1879.

The numbers of pupils in attendance during the year were as follows :

Males.....	163
Females	106
Total	269

They were supported as follows :

By parents*or friends.....	16
By the Government of Ontario as orphans	15
Admitted free, under amended by-laws	238
Total	269

The exemption from serious sickness among the pupils during the past year is a matter for congratulation, there being fewer cases of illness, and those of a milder type than for any year since the Institution was first opened. Only one pupil died, and he was suffering from the disease to which he at last succumbed before he was entered on the roll as a pupil. The present state of the health of pupils and employees with one or two trifling exceptions, is all that could be desired. When any of the pupils are ill they receive prompt medical attention and the best of careful nursing. Parents who have children here may rest assured that their little ones when ailing will be watched over with tender solicitude by those having them in charge.

The Educational Department.

In June last, Dr. J. Carlyle, Mathematical Master in the Normal School, Toronto, examined the classes; the result of his labours has been communicated to you, and doubtless will appear in full in your report.

In Dr. Carlyle's last report, as in a previous one, he urged the necessity of a better classification of the pupils and the introduction of a regularly graded and systematic course of instruction. For some years past, before this session, there was little or no classification; pupils of inferior ability were receiving instruction in the same classes with others who were naturally bright, and the consequence of this mixed state of affairs made it almost impossible for an examiner to find out the character of the work done; pupils of ability were retarded by the dull ones, and the general status of the whole school was much lower than it might have been had a thorough and comprehensive course of study been followed. Each teacher taught what he or she thought was best for the pupils, in

his or her class, selected text books accordingly, and the general supervision was of the most superficial character. A partial move towards a better classification of the pupils was made last year, but it was very incomplete. Dr. Carlyle, in reference thereto, says: "The good effect of a better classification is very apparent and more especially so in those classes where it is more perfect, and I am quite convinced that more can be accomplished in this way. I most earnestly suggest that the pupils be so arranged that it will not be necessary for any teacher to have his or her class subdivided into Senior and Junior Divisions." . . . "What I have suggested renders a more carefully prepared course of study for each class absolutely necessary." . . . "At present, each teacher to a greater or less extent, teaches what he or she may consider most suitable, and sometimes they are at a loss to know what has been taught in the lower classes, or what they should teach." . . . "It would be far more satisfactory for the teachers to know just what they are expected to teach." Mr. Valade-Gabel, formerly a distinguished French teacher of the Paris Institution, and the author of several text-books and valuable works relating to deaf-mute instruction, says: "A general programme stating the subjects of instruction, the method pursued, and the processes by the aid of which this method is put in practice, forms a necessary standard for every deaf-mute institution."

As you are extremely anxious that the pupils attending here shall receive all the instruction and benefit it is possible for them to obtain, and conceiving a radical classification and a course of study to be the most important matter requiring immediate attention, and necessary to effect the objects in view. I considered it my first duty to make a classification according to merit, and have a curriculum prepared. Before deciding upon the course of study I conferred with the more advanced teachers in the Institution, and their opinions generally pointed to a better system of classification and a more definite plan of study. I caused letters to be written to the principals of a number of the best schools for the education of the deaf and dumb in the United States, with a view of ascertaining the amount of work set apart for each teacher, and the system of promotion pursued by each institution. In many of the schools where a proper system of classification has been in vogue for years, the work done by each class is more difficult than that given to our pupils. In the Ohio, Philadelphia, Rochester and Buffalo Institutions examinations are held annually and promotions are made upon the marks obtained. In the New York Institution the Principal says:—"Speaking about classification, I prefer that each teacher should go over the same ground year after year, and transfer his or her pupils, from time to time, to other teachers, who are teaching a more advanced course. The teachers of the older pupils have only one class, comprising one division at a time. Promotion examinations are conducted, when practicable, in writing." The Principal of the Hartford Institution, one of the oldest schools for the Education of the Deaf and Dumb on this continent, says:—"We have a proper and systematic course of instruction laid out, by the aid of which our pupils make sure and rapid progress. Everything is so systematically done that the pupils know what they can do and what they cannot do. Our school is carefully graded and each teacher knows what he or she has to do."

Taking the results of the late examination as a guide, a thorough classification of all the pupils was made and classes formed consisting of one division for each teacher; and, with few exceptions, the classification as first made has been satisfactory to all parties concerned. After mature consideration of the difficulties attending the education of the deaf and dumb, and the unremitting toil necessary on the part of the teachers in order to instruct them, the curriculum and time-table herewith, for each class, were put in operation. I am pleased to be able to say, that up to this time, the benefits expected from their introduction, are all that could be wished. Mr. Coleman, supervising teacher, in addition to teaching the advanced scholars, visits each class-room in turn daily (his place, while absent from his own room, being taken by Mr. Brown), and informs himself as to the progress of the scholars, and aids the teachers, particularly the junior ones, in the prosecution of their labours. The teachers, without any exception, have entered heartily into the work assigned for their several classes, and now that we have a prescribed course of lessons for each of them, and they know what they are expected to teach, it is not too much to hope that a very marked improvement will be observable among the pupils when the next annual examinations are held.

COURSE OF STUDY.

SPECIAL JUNIOR CLASS.

TAUGHT BY W. KAY (MONITOR TEACHER).

NOUNS	Objects in school-room. Parts of dress. Names of persons. Names of articles seen every day
NUMBER	Singular and plural of nouns used.
ADJECTIVES	Form, dimension, colour, and number.
NOTATION	To 50.
VERBS	Simple Actions described.
PENMANSHIP	On slates each day.

TEXT BOOK.—Peet's Language Lessons.

CLASSES "A" AND "B."

TAUGHT BY MR. S. T. GREEN, AND MISS M. E. LORENZEN (MONITOR TEACHER).

MANUAL ALPHABET.

NOUNS	Objects in use in the class-room ; parts of the body ; house furniture ; most common animals ; names of persons ; divisions of time, as day, night, morning, evening, noon ; directions, as east, west, north, south ; natural phenomena, as cloud, hail, snow, rain, &c.
NUMBER	Singular and plural of nouns taught.
ADJECTIVES	Common, as good, bad, old, &c. Form, dimension, colour. Numerals, as one, two, three.
CONJUNCTION	"And."
PRONOUNS	1st, 2nd and 3rd persons singular.
VERBS	To express simple actions, as "I walked," "Touch the hat."
NOTATION	Counting to 100.
PENMANSHIP	Every day.

TEXT BOOK.—Peet's Language Lessons.

CLASSES "C" AND "D."

TAUGHT BY MR. R. J. WALLBRIDGE AND MR. D. J. MCKILLOP.

	<i>Review Class "A" thoroughly.</i>
SUBSTANTIVES	Articles of furniture, and parts of the body of quadrupeds, birds, fish, &c. Names of articles of every-day use.
ADJECTIVES	Qualitative, as high, low, beautiful, &c. Cardinal and ordinal. Demonstrative, as this, that, &c. Possessive, as my, her, &c.
VERBS	Actions relating to objects the names of which are known to the pupils.
GRAMMAR EXERCISES	Simple and compound actions described. Keep's primary to page 100.
SCRIPTURE LESSONS	From beginning to creation of the world.
ARITHMETIC	Simple addition and subtraction.

TEXT BOOKS.—Kirkland & Scott's Arithmetic.
Keep's Primary.
Peet's Scripture Lessons.

TIME TABLE.

Time.	Monday.	Tuesday.	Wednesday.	Thursday.	Friday.
9 to 10.	Nouns and Adjectives.	Nouns and Adjectives.	Nouns and Adjectives.	Nouns and Adjectives.	Nouns and Adjectives.
10 to 11.	Arithmetic.	Arithmetic.	Arithmetic.	Arithmetic.	Arithmetic.
11 to 11:30.	Scripture Lessons.	Scripture Lessons.	Scripture Lessons.	Scripture Lessons.	Scripture Lessons.
11:30 to 12.	Penmanship	Penmanship.	Penmanship.	Penmanship.	Penmanship.

12 TO 1:30 NOON INTERMISSION.

1:30 to 2:30.	Grammar Exercises.	Grammar Exercises and Letter Writing.	Grammar Exercises.	Grammar Exercises and Letter Writing.	Any subject requiring extra drill.
2:30 to 3.	Incorporation of Verbs and Nouns.	Incorporation of Verbs and Nouns.	Incorporation of Verbs and Nouns.	Incorporation of Verbs and Nouns.	

CLASSES "E" AND "F."

TAUGHT BY MISS ANNIE SYMES AND MR. D. W. McDERMID.

SUBSTANTIVES.....	The productions of this country. The different classes of artisans, the articles made by each, their use, &c., &c. Colloquial language.
ARITHMETIC.....	Addition and subtraction, multiplication tables as far as "Six-times."
GRAMMATICAL EXERCISES..	Simple and compound actions described. Keep's Story Book to page 52. Keep's Primary Lessons, complete. Peet's Scripture, (Creation to History of Joseph).
COMPOSITION	Twice each week in Journal.
GEOGRAPHY.....	Divisions of water.
PENMANSHIP.....	Twice each week.
ADJECTIVES	Comparison.
VERBS	Present, past and future tenses.

TEXT BOOKS.—Keep's Story Book.
Keep's Primary Lessons.
Peet's Scripture Lessons.
Lovell's Geography.
McLellan's, and Kirkland & Scott's Arithmetic.
Beatty's Copy Books.

TIME TABLE.

Time.	Monday.	Tuesday.	Wednesday.	Thursday.	Friday.
9 to 10	Arithmetic.	Arithmetic.	Arithmetic.	Arithmetic.	Arithmetic.
10 to 11	Incorporation of Verbs and Adjectives. Actions described.	Incorporation of Verbs and Adjectives. Actions described.	Incorporation of Verbs and Adjectives. Actions described.	Incorporation of Verbs and Adjectives. Actions described.	Incorporation of Verbs and Adjectives. Actions described.
11 to 12	Scripture Lessons.	Geography.	Scripture Lessons.	Geography.	Scripture Lessons.
1.30 to 2	Penmanship.	{ Keep's Stories. }	Penmanship.	{ Keep's Stories. }	Any subject requiring extra drill
2 to 2.30					
2.30 to 3	{ Keep's Primary. }	Writing Story just taught in the Journal as Composition.	{ Keep's Primary. }	Writing Story just taught in Journal as a Composition.	

CLASS "G."

TAUGHT BY MISS M. E. JOHNSON.

ARITHMETIC	Addition, subtraction, multiplication and division, with practical examples. Mental addition and subtraction.
LANGUAGE	Simple, compound and complex actions described; changing from active to passive voices; History of Animals (Peet's) Part III.
GRAMMATICAL EXERCISES ..	Description of pictures. Incorporation of different kinds of words. Describing what was done on CERTAIN days,—a visit to the city, &c.
COMPOSITION	Twice each week upon the Object Lessons given during the afternoons of Tuesday and Thursday.
PENMANSHIP	Twice each week.
SCRIPTURE	From Joseph to Daniel.
GEOGRAPHY	Definitions—Divisions of land and water.

TEXT BOOKS.—Geography (Lovell's).
Language (Keep's).
Scripture (Peet's).
Arithmetic (Kirkland's & Scott and McLellan's).
History of Animals (Peet's, Part III).
Picture Books.

TIME TABLE.

Time.	Monday.	Tuesday.	Wednesday.	Thursday.	Friday.
9 to 10	Arithmetic.	Arithmetic with mental exercises.	Arithmetic.	Arithmetic with mental exercises.	Arithmetic.
10 to 11	Language.	Geography.	Language.	Geography.	Language.
11 to 12	Scripture Lessons.	Grammar Exercises.	Scripture Lessons.	Grammar Exercises.	Scripture Lessons.

12 TO 1.30, NOON INTERMISSION.

1.30 to 2.30	History of Animals.	Picture Lessons.	History of Animals.	Picture Lessons.	Any subject requiring extra drill.
2.30 to 3.	Penmanship.	Composition on lesson given in the form of a letter in the journal.	Penmanship.	Composition on lesson just given to be written in journal.	

CLASSES "H" AND "L."

TAUGHT BY MRS. J. G. TYRRILL AND MR. P. DENYS.

GEOGRAPHY.	Definitions—divisions of land and water. Dominion of Canada.
ARITHMETIC.	Thoroughly completed review work. Analysis. Reduction. Mental arithmetic, addition, subtraction, and multiplication.
COMPOSITION.	On the object lessons taught on Tuesday and Thursday afternoons, or upon any subject the teacher may desire; an account of which will be written by the pupil in the journal.
GRAMMATICAL EXERCISES.	Familiar expressions, pages 28 to 52 of Peet's Part III. Letter writing and picture lessons with descriptions.
SCRIPTURE LESSONS.	From Daniel to the Resurrection of Christ.
PENMANSHIP.	Twice each week.

TEXT BOOKS.—Lovell's Geography.
Kirkland & Scott's Arithmetic.
McLellan's Mental Arithmetic.
Peet's Part III.
Peet's Scripture Lessons.

TIME TABLE.

Time.	Monday.	Tuesday.	Wednesday.	Thursday.	Friday.
9 to 10	Geography.	Geography.	Geography.	Geography.	Geography.
10 to 11.	Arithmetic.	Arithmetic with mental exercises.	Arithmetic.	Arithmetic with mental exercises.	Arithmetic.
11 to 12.	Grammatical exercises.	Grammatical exercises.	Grammatical exercises.	Grammatical exercises.	Grammatical exercises.

12 TO 1:30, NOON INTERMISSION.

1:30 to 2:30.	Scripture lessons.	Picture lesson.	Scripture lessons.	Picture lesson.	Any subject requiring extra drill.
2:30 to 3.	Penmanship.	Composition on picture lesson just taught.	Penmanship.	Composition on picture lesson just taught.	

CLASS "J."

TAUGHT BY MR. JAMES WATSON.

ARITHMETIC.	Simple and compound rules. Reduction, analysis, vulgar fractions as far as addition; mental arithmetic, first four simple rules and analysis.
GRAMMATICAL EXERCISES.	Exercises in narration and description. Incorporation of different words embracing different parts of speech. Latham's Reader, to page 84.
GEOGRAPHY.	Definitions. Divisions of land and water. Canada (reviewed) and America.
HISTORY.	Canadian, to page 50, (opening of 1st Parliament in Lower Canada, 1792.) Peet's Part III.—Animal History reviewed and "Development of Verbs," pages 133 to 194.
PENMANSHIP.	Twice each week.
COMPOSITION.	Twice each week in the Journal.

TEXT BOOKS.—Geography, (Lovell's Intermediate).
Arithmetic, (Kirkland's & Scott's and McLellan's).
History (Coleman's).
Beatty's Copy Books.
Peet's Part III.
Latham's Reader.

TIME TABLE.

Time.	Monday.	Tuesday.	Wednesday.	Thursday.	Friday.
9 to 10.	Grammatical exercises.	Grammatical exercises, Latham's Reader	Grammatical exercises.	Grammatical exercises, Latham's Reader.	Grammatical exercises.
10 to 11.	Arithmetic	Arithmetic.	Arithmetic.	Arithmetic.	Aritmetic.
11 to 12.	Geography.	Geography.	Geography.	Geography.	Geography.

12 TO 1:30, NOON INTERMISSION.

1:30 to 2:15.	Canadian History.	History of Animals.	Canadian History.	History of Animals.	Any subject requiring extra drill.
2:15 to 2:35.	Mental arithmetic.	Model letter writing	Mental arithmetic.	Composition	
2:35 to 3.	Penmanship.		Penmanship.		

CLASS "K."

TAUGHT BY MR. D. R. COLEMAN (SUPERVISING TEACHER).

GRAMMAR	Analysis and synthesis, 55 pages of Swinton's Language Lessons, taught by means of "Articulation."
ARITHMETIC	Compound Rules, reduction, analysis, fractions (vulgar and decimal), loss and gain, percentage, proportion and interest.
HISTORY ..	Canadian—From page 50 to the end. English—From Norman Conquest to the present time.
GEOGRAPHY.....	Canada and America (reviewed), and Europe.
PHYSIOLOGY	"Health in the House," 120 pages.
COMMERCIAL FORMS....	Promissory notes, drafts, bills of exchange, orders, receipts, due bills, &c.
BOOK-KEEPING	Single Entry.
COMPOSITION.....	Twice each week.
PENMANSHIP... ..	Twice each week.

TEXT BOOKS—Arithmetic, Kirkland & Scott's and McLellan's.
History (Canadian), Coleman's.
History (English), Edith Thompson's.
Geography, Lovell's Intermediate.
Physiology, "Health in the House."
Beatty's Copy Books.
Swinton's Language Lessons (Miller's).

TIME TABLE.

Time.	Monday.	Tuesday.	Wednesday.	Thursday.	Friday.
9 to 9:45	Grammar and articulation.	Grammar and articulation.	Grammar and articulation.	Grammar and articulation.	Grammar and articulation.
9:45 to 11:15	Arithmetic.	Arithmetic with mental exercises.	Arithmetic.	Arithmetic with mental exercises.	Arithmetic.
11:15 to 12	English history.	Canadian history.	English history.	Canadian history.	Review.

12 TO 1.30, NOON INTERMISSION.

1:30 to 2:30	Geography.	Physiology.	Geography.	Physiology.	Any subject requiring extra drill.
2:30 to 3	Composition.	Commercial forms and book-keeping	Composition.	Penmanship.	Commercial forms and book-keeping.

In arranging the foregoing Course of Study and Time-tables, I am very largely indebted to Mr. J. H. Brown, teacher of articulation, they being almost entirely his work; his aid has been simply invaluable to me. To Mr. Coleman, Mr. Watson and Mr. Denys, I am beholden for useful suggestions at various times.

Visible Speech.—During the year new classes for the instruction of those pupils likely to be benefited by the study of visible speech were organized in the Institution, and the practical results so far have been quite cheering. A succinct account of its origin, introduction into schools for the deaf and dumb, and the manner of imparting it may not be uninteresting to some who peruse this report. In 1864, Professor A. Melville Bell, of Edinburgh University, while teaching the principles of speech discovered a Universal Phonetic Alphabet, and shortly afterwards he invented a set of symbols, by means of which all languages may be represented. To each organ, or part of an organ, used in articulating, was given a symbol pictorial of the part used; the relation of these parts to each other was symbolized in the same manner, so that each symbol employed represented a definite position of some organ used while producing an elementary sound; the co-relation of the sound and symbol render the latter self-interpreting to those who have been taught such symbolism, and thus converted a universal alphabet into a real visible speech. In 1866 an experimental school was opened at Chelmsford, near Boston, which in 1867 became the nucleus of the Clarke Institution at Northampton. In 1877, articulation was added to the curriculum of studies for the Boston University, and in 1871, the first day school on the continent for the education of the deaf by means of articulation was opened in the city of Boston. This method of instructing the deaf became more popular each year; and at the present time is used in some forty institutions in America. Pupils suitable for receiving instruction are taken from the various classes, after a careful examination of their vocal organs and mental capacity. Having selected bright pupils whose vocal organs are not impaired by disease or otherwise, they are formed into classes ready for instruction. Naturally this first stage of the process, the manner in which these little imprisoned minds are made aware that they possess a latent faculty by which they can communicate with others around them, is the most curious stage of all. The teacher places some chalk dust on the back of his hand, then pressing his lips closely together and parting them with an explosive effect, produces the sound for “p.” The pupil performs the same action and this is then symbolized by the teacher, and a character pictorial of the organs used presented to the view of the pupil. This is repeated with the lips and tongue in different positions. Each of the elements of speech has its own peculiar mechanism radically distinct from that which is necessary for forming any other element. The next step is to show the pupil that breath can produce sound. By drawing a diagram of the organs for the position of “a” as in “fat,” a symbol is given and pronounced by the teacher, and the pupil by placing his hand on the larynx of the teacher, is enabled to feel the vibrations which are caused in the throat during the utterance of these vocal sounds.

Mr. J. H. Brown, the Articulation Teacher, is a Canadian, and one who has proved himself a successful teacher in our Provincial Public and High Schools. He was selected by the Government as a suitable person to acquire the Bell System of Visible Speech, and at their request pursued a course of study at the Boston University, passed a brilliant examination and obtained a first-class certificate. After visiting a number of Institutions for the Deaf and Dumb in the United States, he commenced his duties here on the 19th of February last. At the present time thirty-three pupils are receiving instruction daily, for three-quarters of an hour, in articulation and lip-reading. These are divided into five classes. The *lowest class* has only been under instruction for two months and are now able to speak some of the consonant sounds. In the *second class*, the sounds are nearly all mastered and the pupils can speak many words very distinctly; this class has only been under instruction for six months; they are all congenitals, and can readily distinguish words when spoken slowly. Classes *three* and *four* are speaking short sentences composed of words of one or two syllables; some of the pupils in class four never made any attempt to speak until Mr. Brown came. The highest class, consisting of nine pupils, are taught analysis and synthesis, by means of articulation. These pupils, with the exception of one, had spoken before they became deaf, but since deprived of the sense of hearing they

had fallen into many faulty pronunciations ; by means of visible speech this is at once corrected, and the pupils taught to read the lips of others while speaking. Good results are expected from the organization of these classes.

The pupils in the drawing class are progressing favourably under Mrs. Walker's direction. 25 pupils take lessons twice each week, after the regular school hours.

Miss Mary E. Lorenzen, a graduate of the Institution, who was appointed a monitor teacher this term, is succeeding admirably with her class.

Mr. S. T. Greene, one of our most experienced teachers, has, at his own request, been assigned to a class made up from among the children who have entered this term. He recognizes the necessity of building up the education of our pupils upon a good foundation.

During the evenings that the pupils are required to prepare lessons for the day following the girls are aided and watched over by Miss Annie Symes, and the boys by Mr. D. J. McKillop, both resident teachers.

Religious Instruction.

The religious instruction of the pupils is strictly attended to. The Protestant children meet in the chapel every Sunday in the forenoon and afternoon, where they receive a lecture from the teacher in charge ; in the evening a Bible-class, composed of the older pupils, is conducted by Mr. D. J. McKillop.

The Roman Catholic pupils attend Mass in the morning at the chapel in the city, and in the afternoon receive special instruction from Mr. P. Denys, one of the teachers.

A number of the Belleville clergy visit the Institution at stated times during the month, generally on Friday afternoons, and, through the aid of an interpreter, deliver short lectures to the pupils of their respective denominations. These gentlemen deserve thanks for their kindly attentions.

The Industrial Department.

One of the aims of this institution is to initiate the boys into some industrial pursuit which will enable them to become self-supporting. Shoemaking, cabinet making and carpentering are the trades carried on here. Shoemaking seems to be peculiarly adapted to deaf-mutes, and is an excellent trade for them to learn, because it can be commenced and carried on nearly anywhere, and requires but little capital to begin business. It is true, so much machinery is now used that the country is flooded with cheap and in many cases worthless articles ; still, hand-made work is sought for, as being more durable, and if more expensive is cheaper in the end. The foreman of the shoe shop, Mr. Flowers, has handed me the names of 33 boys who have learned the trade under his instructions, he assures me that nearly all of them are good, fair workmen, and some of them first-class, and most of them are now following that occupation for a livelihood. Some others who were in the shop failed to learn the business. We do not aim to make the shops a source of profit and drive the apprentices to turn out a large amount of work : we ask for quality rather than quantity, and are satisfied if a return is obtained for the raw material used. Up to this year, I understand the shoe shop has held its own and paid its way, but its financial position at the present time is none of the best. If all that is due by parents for boots supplied to the pupils, and repairs done for them, could be collected, we might manage, with the profit we hope to make upon expected orders from the Asylums of the Province, to place the shop on a sound business basis again. Unfortunately, the people who owe are unable to pay, and the deficit may have to be made up by a grant from the general funds. While not underrating the educational part of our Institution for these boys, it seems to me the trades taught are of great moment to them, and it is of the utmost importance that they should be well instructed. The parents of the larger boys are very anxious that their sons be taught a useful vocation ; indeed in their letters they place more value upon them knowing a trade, than upon their higher education. I would urge the necessity of the boys having increased opportunities for finishing their calling, during the last six months of their stay, even if the shops are carried on at a slight

loss. At present, there are 36 boys in the shoe shop ; of these 9 will complete their full term this year and will not return to school.

In the cabinet and carpenter shops 15 boys are engaged. They do the general repairs required about the buildings, and make the common articles of furniture for the Institution. A few of the boys have a taste and aptitude for the work, but as we cannot expect to compete with the large manufactories whose wares are made principally by machinery, they have only a limited opportunity of learning the niceties of the trade. They nearly all, however, become proficient in the use of tools, and are prepared to enter more pretentious establishments as apprentices under instructions, after they leave here. A number of the boys assist the Gardener and the Farmer before and after school hours, and I try, if possible, to get something for all to do, to keep them out of mischief.

As the number of servants in the domestic department is limited, we employ the larger girls, in their turn, in household work, and endeavour to train them to be handy about the house. Out of school hours, they assist in the laundry and kitchen, besides being engaged in tailoring, sewing, mending and fancy work. Many of them bring the material for their clothing and fancy work with them from home, and make it up here. The orphan boys' clothing is also made up by the girls. Mrs. Keegan, the matron, who takes a great interest in those under her care, superintends the tailoring, sewing and mending department. That you may have an idea of the amount of work done, I append herewith a statement of articles made and repaired during the past year. Ornamental and fancy work is taught with great success by Miss Annie M. Perry; the pupils under her instruction complete fancy articles, which they dispose of when they go home. Some of them carried off prizes for their fancy work at the late county shows. The female pupils, with few exceptions are easily taught to sew, knit and do fancy work, and are anxious to learn.

Visitation of Deaf-Mutes in the Province.

In pursuance of instructions given by you, the ex-Principal, Dr. Palmer, and Mr. A. Christie, Bursar, during the vacation visited a number of counties in the Province, for the purpose of discovering deaf-mutes who had hitherto been neglected, and also visiting former pupils who had left the Institution before the completion of their course. Dr. Palmer travelled through the Counties of Wentworth, Lincoln, Welland, Brant, Perth, Middlesex and Huron, and found a number of deaf-mutes who would be benefited by attendance here; some of them have been admitted and others may make application soon. Mr. Christie visited the counties of Stormont, Dundas, Glengarry, Prescott and Carleton, and from his very full written report I am enabled to give you the result of his mission. I quote from his report, "In the County of Prescott, I found six children who had not been to school. I took the application of one who will be sent this first term. (Since admitted.) One of the others will also be sent soon, as Dr. Harkens, M.P.P., is interesting himself in the matter; in this instance there appeared to be a prejudice against the Institution, upon the supposition that it was a Protestant school. This idea I found prevailed in several quarters, and had to be explained away. The other five I did not see, but left the necessary papers and information with parties in the neighborhood, who promised to see what could be done towards getting them sent to school. The utter ignorance and prejudice prevailing convinced me that this was the wisest course to pursue. In the county of Glengarry I found five. One of them was about being sent to the McKay Institute at Montreal, as it was the most convenient. (This boy has since been admitted here.) I took the application of another, and his parents being very poor and ignorant, I communicated with the Municipal authorities, calling their attention to the case, and asking them to assist the parents, who are very anxious to have him sent, in defraying the necessary expenses. This I believe they will do. The other three are grown up and I did not see them, but left papers with their friends who will consider the matter, and write particulars as to age, etc. In the Township of Roxburgh, I heard of two, but found on visiting them that one, a girl, was idiotic, and the other over age, a bright young man of 24, his friends will probably make application, although I did not encourage them to do so particularly. In the Township of Cornwall I visited one of our old pupils, who was absent the past two terms; he is working at home but will be sent to

school next session, more particularly to finish learning his trade of shoemaking; otherwise he is not capable of much improvement. In this locality I found another child eight years of age who, I think, will be sent to the school shortly. In the Township of Gloucester, I found a boy who will make a good pupil. I took his application and he will be sent forward next term. I also heard of cases in the Townships of N. Gower, March, Huntley, and also points in the County of Renfrew. As it was impossible to visit them all, I wrote in each case, either to the parents or some one who would look after them. As a result, three applications have been received, and I have reason to believe more will follow. I also made inquiry about a deaf-mute girl near Iriquois, but found her deficient in intellect and not suited to our Institution. Three days were occupied in visiting Peterboro' and points on the Midland Railway. One case near Peterboro' of which we heard, I found to be idiotic. At Midland City, I discovered two deaf-mutes, both good subjects, one will be sent at the opening of next term, if not then, a little later. I also heard of a girl about twelve years of age, living some distance inland, and took steps to acquaint her friends with the advantages of our Institution. I will state in conclusion that the time at my disposal was too limited for a thorough canvass of the ground I attempted to cover, but I am persuaded that the information gained and communicated will help very materially in enabling us to bring before the notice of the people the advantages of the Institution; more especially in the outlying districts, where I think this work is more particularly called for, owing to the amount of ignorance and prejudice prevailing."

As a result of Mr. Christie's labours, six new pupils have been admitted this term, and five other possible pupils have applied for admission, but have not come here yet. I am now collecting information relative to deaf-mutes of school age in the Province, who have not applied for admission to this Institution, with a view of informing their parents or friends of the advantages to be derived by a course of instruction here, and having them visited during the next vacation.

Clothing of Indigent Pupils, and Paying Pupils.

The great majority of the children sent here are decently and comfortably clothed by their parents or friends, but a considerable number are insufficiently clad, because of the inability of their relatives to provide them with sufficient wearing apparel, and obtain means to pay their travelling expenses to and from the Institution. Some of these children here now want necessary articles of clothing; letters to their relatives have elicited responses that they are too poor to supply all the requirements of the little ones in the way of clothing. The municipal authorities when appealed to, in most cases, will not assist the parents, and in many instances the parents will not apply for municipal aid. As there is no authority by which we can supply clothing to children thus situated, they sometimes suffer. Indigent orphans are boarded, educated and clothed at the expense of the Government, and are generally provided with a home during vacation by some benevolently inclined persons in the neighbourhood from whence they come. Deaf and dumb children have been kept at home and allowed to grow up in ignorance; for want of means, on the part of their parents, to pay railway fares and clothe them properly while here. There are other children here who have but one parent living, and are considered as half orphans, and others again who have been abandoned by one or other of their parents, and who have no relatives or friends able or willing to assist them. How to obtain the necessary articles of wearing apparel for the poor children in want, has perplexed me a great deal. You have kindly come to my aid, and allowed me to provide for the most needy of them, but there are others whose necessities must be relieved in some way or other. The county of Hastings and city of Belleville, since the establishment of the Institution, have invariably, to their credit be it said, provided clothing for all pupils whose parents were too poor to do so. The Bursar purchases what is wanted, and the bills are paid without demur. The Counties of Brant, Lambton and Perth have assisted pupils from their localities. Such liberality is the exception, not the rule. I trust you will again urge the Government to adopt your views as embodied in your Annual Report of 1876, and which recommend that the various "Counties of the Province defray the travelling expenses to and from the

Institution, and provide for the proper clothing of all pupils whose parents are unable to pay for the same."

The paying pupils number 13, and the payments of most of these are in arrears. The whole sum received on their account during the year, was \$350. Considering the small amount of revenue from this source, would it not be advisable to declare the school absolutely free to all deaf mutes in the Province for tuition and board? The certificate which parents have now to obtain from the municipal authorities, declaring their inability to pay the fees, before the children can be admitted free, has a deterring influence upon those who are somewhat sensitive.

Farm, Garden and Grounds.

Our geoponical and horticultural operations have been fairly successful this year. Sufficient quantities of hay, potatoes and other roots have been raised to meet our requirements. Some of our products were exhibited at the last show of the West Hastings Agricultural and Belleville Horticultural Societies, in September, and one prize was awarded to the farmer, Mr. M. O'Meara, for roots, and twenty-four to the gardener, Mr. Thos. Wills, for vegetables and flowers. The drain on the side road commenced last year and abandoned for lack of funds, has been completed by the labour of some of the boys and one man. It is expected that the opening of this drain will free the back part of the farm, which is considered the most valuable for agricultural purposes, from the surplus water which has heretofore interfered with its proper cultivation. A new mowing machine and other implements are necessary for the proper working of the farm. An exchange of some of the horses would be an advantage, and the addition of three or four milch cows to the number now kept, would give us more milk, which is greatly needed for the younger children. The front grounds are improving year by year. The new trees planted seem to be thriving, and may survive the fate of those first set out. Considerable work will have to be done on the grounds yet, in order to make them near what they ought to be; there is much room for improvement before they reach the point of being decidedly attractive.

Miscellaneous.

The usual summer pic-nic, and the socials held during the winter months, were much enjoyed by the pupils; and the indoor games, lately introduced, have afforded them considerable amusement and recreation.

A larger feed pipe from the pumping house at the bay to the Institution, is desirable, so that a greater volume of water may be obtained, should an occasion arise requiring more than can be had at present.

During the vacation the carpenter, and his assistant, laid new maple floors in the building where most needed; they also cut down and rebuilt the front fence, facing the main road, and made other necessary repairs. I will send you an estimate of the amount of lumber required to complete the re-flooring throughout, as requested.

A coal shed, root house, and the extension of the present wharf into deeper water, are among our most pressing wants at present. The coal delivered this year is covered by a temporary frame structure; the roots raised on the farm are housed in the lower part of the rear extension, where they are liable to rot from over heating; and the coal used has now to be teamed at an extra cost from the city, whereas it might be delivered upon our own wharf and save one handling.

I hope you will provide the funds to re-paint the wood-work throughout the whole building, inside and out, as it wants it badly. The paper in the main halls is torn and ragged in many places, and the chapel could be vastly improved by being decorated. I would respectfully suggest that the paints be purchased by the Institution, and the work done by a painter employed by the month. Some of the older pupils would gladly assist him to obtain a knowledge of painting. In this way, we can secure better work at a cheaper price, than if let out by contract.

Several changes have occurred among the officials since the last annual report. Dr. W. J. Palmer, who had been Principal since the opening of the Institution in 1870, resigned on the 13th September last, and I was appointed to succeed him as Superin-

tendent, on the same date. Mrs. M. Spaight, Housekeeper for nearly four years, was, at the last term, promoted to the Institution for the Education of the Blind, at Brantford; her place is now filled by Mrs. J. Climie, who, so far, has proved herself well adapted for the position. Mr. P. F. Canniff, the Farmer, was transferred to take charge of the farm in connection with the Asylum for the Insane at London, and Mr. M. Omeara, the farmer there, removed here. Mr. G. Begg was appointed Supervisor of the boys in place of Mr. A. W. Mason, resigned. The following newspapers have been kindly donated to the Institute Reading Room, by the publishers, during the past year. On behalf of the pupils and resident officers, I have pleasure in thanking the donors for their liberality; the newspapers are always read and thoroughly appreciated:—

Frank Leslie's Illustrated Newspaper, New York.

The Weekly Advertiser, London, Ont.

The Weekly Herald, Stratford, Ont.

The Times, Port Hope, Ont.

The Guide, Port Hope, Ont.

The Ensign, Brighton, Ont.

The Courier, Trenton, Ont.

The Expositor, Brantford, Ont.

The Advertiser, Petrolia, Ont.

The Banner, Dundas, Ont.

The Sentinel-Review, Woodstock, Ont.

The Tribune, Toronto, Ont.

The Evangelical Churchman, Toronto, Ont.

The Mutes' Journal, Omaha, Neb.

The Mutes' Chronicle, Columbus, Ohio.

The Deaf Mute Mirror, Flint, Mich.

The Goodson Gazette, Staunton, Va.

The Kentucky Deaf Mute, Danville, Ky.

The Index, Colorado Springs.

The Star, Olatha, Ka.

The Companion, Fairbault, Minn.

The Deaf Mute Advance, Jacksonville, Ill.

The Deaf Mutes' Journal, Mexico, N. Y.

The Tablet, Romney, West Va.

The Deaf Mute Record, Fulton, Mi.

The Texas Mute Ranger, Austin, Texas.

The Educator, New York, N. Y.

Our thanks are due to the following named Railway Companies for allowing the pupils to pass to and from the Institution at one fare:—The Grand Trunk, the Great Western, the Northern, the Toronto, Grey & Bruce, Brockville & Ottawa, St. Lawrence & Ottawa, Midland, and Nipissing. To the Managers of the Grand Trunk and Great Western Railway Companies we are under special obligations, for liberal concessions in other ways.

I submit herewith the Statistical Tables asked for, viz:—

A—Shewing the nationality of parents of pupils.

B—Shewing the religion of parents of pupils.

C—Shewing the occupation of parents of pupils.

D—Shewing the ages of pupils.

E—Shewing the number of pupils, and counties from which they came.

The Bursar, Mr. A. Christie, has given me every assistance in his power.

The teachers, officers, and employees generally, have, since I came here, performed their several duties in the most commendable manner, and to my satisfaction. I trust our future relations may be as pleasant as they have been heretofore.

The present term has commenced favourably, and we look forward hopefully to the future, relying upon the continued smiles and favour of our Heavenly Father upon our labours.

I have the honour to be, Sir,

Your obedient servant,

R. MATHISON,
Superintendent.

A.—Nationalities.

Canada	71
Ireland	59
England	52
Scotland	37
Germany	20
United States	9
Indian	2
France	1
Unknown	18
Total	269

B.—Religion.

Methodists	68
Presbyterians	66
Church of England	40
Roman Catholics	38
Baptists	20
Lutherans	10
Bible Christians	4
Congregationalists	3
Plymouth Brethern	1
Mennonites	4
Disciples	3
New Jerusalem	2
Evangelican	1
Unknown	9
Total	269

C.—Occupations.

Accountants	2	<i>Brought forward</i>	34
Agent	1	Carder	1
Baggageman	1	Clerk	1
Barrister	1	Captain of schooner	1
Blacksmiths	5	Chair-maker	1
Boiler-maker	1	Cooper	1
Brakesman	1	Curriers	3
Book-keeper	1	Drayman	1
Bricklayers	2	Dress-makers	2
Cabinet-maker	1	Engineers	2
Cab-driver	1	Farmers	107
Carriage-makers	4	Fisherman	1
Car-inspector	1	Governor of gaol	1
Carpenters	12	Harness-maker	1
		Iron-founder	1
<i>Forward</i>	34	<i>Forward</i>	158

<i>Brought forward</i>		<i>Brought forward</i>	232
Insurance agent		Plasterer	1
Keeper of park	1	Seamstress	1
Labourers	52	Servants	3
Livery proprietors	2	Shoemakers	4
Machinist	1	Tailors	3
Marble cutters	2	Tanner	1
Masons	2	Tavern-keepers	4
Malster	1	Teamsters	2
Merchants	3	Teachers	3
Minister	1	Watchman	1
Millers	2	Weaver	1
Painters	5	Unknown	13
Printer	1		
<i>Forward</i>	232		269

D.—Ages.

		Pupils.
6 years		1
7 “		4
8 “		13
9 “		10
10 “		20
11 “		24
12 “		20
13 “		18
14 “		16
15 “		19
16 “		18
17 “		17
18 “		17
19 “		21
20 “		13
21 “		11
22 “		7
23 “		3
24 “		5
25 “		3
26 “		1
27 “		1
28 “		2
33 “		1
Unknown		4
Total		269

E.—Counties from which they come.

Brant	10	<i>Brought forward</i>	37
Bothwell	1	Frontenac	6
Bruce	7	Grey	18
Carleton	7	Haldimand	1
Durham	5	Halton	3
Elgin	5	Hastings	14
Essex	2	Huron	12
<i>Forward</i>	37	<i>Forward</i>	91

<i>Brought forward</i>	91	<i>Brought forward</i>	162
Kent	5	Perth	17
Lambton	6	Peterboro'	4
Lanark	2	Prescott and Russell	3
Leeds and Grenville	5	Prince Edward	1
Lennox and Haddington	4	Renfrew	3
Lincoln	4	Simcoe	7
Middlesex	13	Stormont, Dundas and Glengarry	6
Muskoka	1	Waterloo	11
Norfolk	7	Welland	3
Northumberland	11	Wellington	15
Ontario	7	Wentworth	12
Oxford	4	Westmoreland, N. B.	1
Parry Sound	1	York	22
Peel	1	Victoria	2
<i>Forward</i>	102	<i>Total</i>	269

PHYSICIAN'S REPORT

BELLEVILLE, Oct. 20th, 1879.

J. W. LANGMUIR, Esq.,

Inspector of Prisons, etc., Ontario.

SIR,—I have the honour of submitting the usual annual Medical Report for the year ending September 30th, 1879. The number of pupils in attendance during the year was 269, and if we add to this the officers and employees, together with their families, we have the aggregate number of 508 placed under my professional care. Of this number 74 live outside the Institution.

All the pupils who applied for admission were admitted, with the exception of one, who was found to be of defective intellect.

There was only one death during the year, that of John Livingstone, who entered the Institution in 1871. Previous to entering the Institution, he had been under treatment in the Toronto General Hospital for disease of the spine. He remained in the Institution for three years, but in consequence of ill-health, was absent for the two (2) or three (3) years following. Shortly after entering the Institution this session, his health began to fail, and in the course of a few months, general dropsy set in, and he died May 17th, 1879. The immediate cause of his death was *Necrosis of the Vertebrae*. He was a young fellow of bright intellect, and made very rapid progress in his studies, and was of a very amiable disposition. His death was much regretted by all connected with the Institution. Of the 508 which the By-Law places under my care, 127 were entered on the Register as having received more or less medical treatment. Among the most serious diseases were the following:

Bronchitis	10	Pneumonia	4
Croup	2	Rheumatism	4
Diphtheria	4	Scarlet Fever	2
Erysipelas	2	Tonsillitis	10
Influenza	2	Typhoid Fever	1
Measles	2		

The rest were composed of the usual diseases peculiar to the ages of the pupils. Besides these, thirty were vaccinated; and a number of others, who suffered from

slight indisposition, were considered of too trifling a nature to be entered on the Register. Taking it altogether, there has been less sickness, and that of a milder type, this session, than any year since the Institution was established, and I attribute this mainly to the improvements made in the heating and ventillating of the Institution. In regard to the food, I have only to repeat what I have stated in my former Reports, that it is fully equal to that used by private families in easy circumstances, and that I have not heard a complaint in regard to it, from any of the pupils. In regard to the clothing of the pupils, a great improvement has taken place, on that of former years. In conclusion, it gives me pleasure to state that I received the cordial co-operation of the officers of the Institution in the care of the pupils during sickness.

I have the honour to be,

Sir,

Your obedient servant,

W. HOPE, M.D.,
Physician.

ONTARIO INSTITUTION
FOR THE
EDUCATION OF THE BLIND.

REPORT OF THE PRINCIPAL FOR THE YEAR ENDING 30TH SEPTEMBER,
1879.

BRANTFORD, Oct. 1st, 1879.

J. W. LANGMUIR, Esq.,

Inspector of Prisons and Public Charities, Ontario.

SIR.—I have the honour to present for the official year ending the 30th September, 1879, the Principal's Report of the Ontario Institution for the Education of the Blind.

In the instruction of the blind, the problem to be solved is, how far we can replace the lost sense of sight by the special cultivation of the hand, the ear and the memory. It is popularly supposed that a child, when blinded, becomes thereby endowed with a more sensitive touch, with a finer ear, and a stronger memory. Unhappily this opinion is quite erroneous, and it often causes most unreasonable expectations to be formed of the blind. The attainments of blind persons are the result of close application on the part of the student, and of great skill and inexhaustible patience in the teacher. We too often find the constitutional weakness that has quenched the sight, to have also impaired the hearing, or the vocal organs, or even the mental powers. The sense of touch in neglected blind children is strikingly deficient!

In an educational view, there are two entirely distinct classes of blind persons: 1st, those blind from earliest recollection; 2ndly, those who have become blind after some years' distinct remembrance of the visible world. The latter are very much in the position of seeing persons blindfolded. In such cases the loss of sight is an affliction, whose magnitude those born blind cannot even distantly realize. But at the same time, after the distractions of the visible world have gone, the quality of the brain-work may actually improve. Most musicians prefer Beethoven's Ninth Symphony to any of the preceding, though the great master's absolute deafness precluded the possibility of his ever having heard a single note in the whole of that sublime composition. When he attempted to play it himself, his fingering of the softest passages left the music *more* inaudible to his listeners than to himself. To them the keys were often absolutely silent, but his mind was doubtless filled with "touches of sweet harmony." So Milton, during several years of his blindness, appeared to gain constantly, not only in majesty of expression, but in descriptive power. "Paradise Lost" appeared after thirteen years of total blindness; and what was Milton's loss was probably the gain of English Literature. In our own day, Heinrich Heine's influence on German politics, or on French or German literature did not certainly decline as his sight receded. The mental exaltation which is seen highly magnified in minds of such exceptional power, is also perceptible in cultivated blind persons of humbler gifts; and it is doubtless due to the forced employment of the reflective faculties.

When we approach the class who have been blind from earliest remembrance, we enter a sunless world where there is no colour, no form, no space. Yet the dwellers evidently enjoy life more than those who have seen, and are now blind. The first insight into the true blind man's world was afforded by the observations of Cheselden, an eminent English surgeon of the last century. Through the operation of couching, he was, in 1728,

so fortunate as to give distinct vision to an intelligent boy who had been born blind, and who was then fourteen years old. The surgeon minutely observed from day to day the growth of visual *interpretation*, and recorded the results in the Transactions of the Royal Society. The boy failed at first to identify even the objects that were most familiar to his touch. For some months a cube or any other solid, seen in perspective, gave him the impression of a set of separate and differently-coloured planes. His ideas of form, space and colour were all wild and fantastic. Among those who have in recent years studied this most interesting, and, for our purpose, most important subject are Dr. Appia, of Geneva, and Dr. Louis Fialla, of Bucharest—both ophthalmic surgeons. Their researches confirm and extend Cheselden's observations. Dr. Appia had operated for congenital cataract with the effect of giving vision. A knife, a spoon, a pair of scissors and other objects perfectly familiar to the girl's hands were held up before her now unveiled eyes, and, though the objects were distinctly *seen*, she completely failed to identify any one of them or to conjecture its use. Dr. Fialla's monograph, (published in 1878,) embraces observations made on no less than six similar cases,—the ages ranging from 10 to 25 years. One patient could not recognise intimate friends until he had heard their voices. Formerly, as a blind man, he could find his way alone through his native city; but on the restoration of his sight he was for a time utterly bewildered, and was compelled to ask his way. Another patient completely failed, on seeing the surgeon's hand, to conjecture what it was, and only after an evident struggle against unbelief, did she recognize her own. A pathetic scene was witnessed when a peasant girl of seventeen was for the first time brought within view of the parents that had so tenderly cared for her all her life. The poor girl could recognize her own mother only by passing the hand over her features! In all these cases it is very important to observe that, when persons or objects were once interpreted by the hand or the ear, the sight was on every subsequent occasion sufficient for identification. This clearly shews how vastly important the memory is in the effective use of the senses.

By no means yet discovered can we substitute one special sense for another, so as to furnish *the same conception*. It is now known that light, heat, electricity, &c., are molecular movements, merely differing in velocity, and that they are interchangeable. But as yet, we have not succeeded in exhibiting those coloured rays that are visible to even the unaided eye, as heat rays distinguishable to the touch. Something approaching this is seen when a blind person applies his tongue to surfaces variously coloured, and can, perhaps, distinguish white from black, or even blue from red. This is really due to the different capacities for absorption possessed by different colours, and the blind man is really contrasting different shades of temperature without obtaining any idea of different shades of colour. The reputed distinction of colours by the blind poet, Blacklock, could have amounted to no more than this: his life-like descriptions of the tints of flowers and landscapes were certainly, as Dr. Johnson insisted, derived at second hand. Blind persons generally allege that they possess a peculiarly sensitive tract in the face immediately beneath the orbits of the eyes. Persons destitute not alone of sight but of eye-balls can assuredly distinguish obstacles in their path, when these obstructions rise to the level of the face, and in some cases they will even define closely the dimensions of objects held up before them. To this singular sensibility the name of *facial perception* has been given. Some writers refer this faculty to the recognition of varying sounds reflected from the surface of the object. But very deaf blind appear to possess it equally with those that hear. I am disposed to consider this perception of objects, like the distinction of colours, as the recognition of various degrees of radiant heat. We know how even a thin stratum of fog intercepts heat rays, and it is not then surprising to learn that a blind man can become befogged, as well as a seeing man. This "unrecognized sense" can be *trained* to an extreme degree of sensibility: on credible evidence, we are assured, that the great mathematician, Saunderson, had so educated his facial perception that he could distinguish clouds on the horizon. We must, however, remember that, even if we could make the faces or the fingers of our pupils as sensitive as Melloni's pile, or Edison's tasimeter, no conception of colour, or form, or space can arise from these sources of information.

Persons born blind are related to objects affected by light much as we seeing

persons are related to bodies affected by electricity and the other invisible forces. Our present conceptions of the visible world are probably only one degree less erroneous than a blind man's! Are we surprised that a blind man, when first admitted to sight, cannot recognize his own hand? Well, if one of us that see were suddenly endowed with a sixth sense, revealing these now invisible forces, is it probable that he at first could even guess at the identity of his own hand? Would the simplest body, say a cube, be recognizable when vibrating under the swing of its restless molecules? Now, if we were placed under the instruction of a being endowed with this sixth sense, we should enjoy evident advantages, though accompanied by certain disadvantages. On the one hand, he would teach from a personal knowledge of the ultimate laws of matter, and would certainly reveal a world of wonders. On the other hand, with but our five senses it would be impossible to quite realize the significance of many of his illustrations. He would occasionally be talking above our heads. His *definitions* would probably perplex us most of all; and we should certainly have to accept many of his terms in a *mitigated*, or in a conventional sense. Such an instructor would, in all likelihood, unduly neglect colour and appearance in his incessant pursuit after more essential properties; and it is quite conceivable that *we* may thus come to surpass him in fineness of vision, precisely as blind persons come to surpass seeing persons in fineness of hearing.

LITERARY INSTRUCTION.

The practical application of all this is close at hand. Where a seeing teacher is instructing the blind, it is obvious that the perception of the blind must be accepted as the basis of the teaching. We must never go outside the mental process of our pupil. If we want to teach a definition, we must first place a representative object in the blind child's hand; and, from the impression made upon the child's touch, gather up the proper terms in which to frame a definition. Seeing instructors are naturally disposed to teach blind children their letters by commencing with the characters in very large outline. This is very natural and plausible, but very fallacious. Blind children cannot, in embossed characters as these are usually printed [3-16 inch square] distinguish angular from rounded outlines; and it is on the *collective* impression that they depend for identifying a letter. They never obtain the same impressions from the small letters occurring in books as they do from large anatomical alphabets; and, if they associate the two things, it is simply because you *tell them* that the characters are of the same form. In other words, the resemblance is to them entirely conventional. Precisely as though we have before our eyes two photographs, one being a microscopical reduction of the other. We may accept the statement that the invisible picture is identical with the visible, but here we are evidently walking by faith, not by sight. Now, if we are to instruct blind folk by conventions and arbitrary letters,—which we are forced to do—why not begin just where we ended, and, setting the pupil's finger on the *a* that he will meet in his books, tell him from the outset, whenever you get that impression, call it *a*? And, as we are now in the way of using what to the learner are arbitrary characters, why not give him at once the arbitrary letters that best suit his touch, either the Roman type, or the point print characters, as the case may be?

The foregoing really represents the converging point of recent discussion on the teaching of the blind. Books printed in the ordinary Roman character,—or “line” type, as we call it,—are of course, more attractive and intelligible to seeing persons than the pimpled pages of point print books; but the latter are much more legible to finger-readers. In our Institution, we instruct all who have sufficient delicacy of touch, to read the line type, for nearly the whole of the Blind Man's Library is at present printed in this character. But, when we come to industrial training, the fingers lose much of their former sensibility, and refuse to distinguish the Roman letters. This so constantly occurs, that we now instruct our pupils simultaneously in both types, so as to anticipate the failure of industrial pupils with Roman characters. The number of readers among the pupils now attending, may be shewn as follows:—

	Boys.	Girls.	Total.
Line Type Readers.....	47	60	107
Learners	13	8	21
	60	68	128
Point Print Readers.....	58	47	105
Learners	3	8	11
	61	55	116
Moon Type Readers.....	10	19	29

In my last Annual Report, I sketched the various typographical systems that have been devised for the English-speaking blind. I must here content myself with reiterating, that all real progress is being enormously retarded by this conflict of alphabets. Vast sums have already in England been appropriated by the benevolent towards the education of the blind, and this year has added the Gardner Legacy of £330,000, which is to be distributed among the three principal Associations for promoting the welfare of the blind. Let us hope that the former dispersion of energy will not continue; and that this money will not be wasted by reproducing the same books in a dozen different forms. If these typographical champions will not dismount from their hobbies, let them at all events exercise themselves in different parts of the field. The field is very wide; the blind reader's literature is very scanty. In America the event of the year is the passing of the Subsidy Bill by the United States Congress—a measure which will make 1879 a memorable year to the English-speaking blind throughout the world. The series of events that has led up to this legislation, was minutely detailed in my last report, and need not here be repeated. Acting upon a resolution passed at Philadelphia, in 1876, by the convention of Instructors of the Blind, the Hon. A. Willis introduced an Educational Subsidy Bill into the House of Representatives, and supported it in a speech, (January 7, 1879), which proved irresistible in its facts and its eloquence. When the Bill came before the Senate, it was referred to the Committee on Education and Labour. Messrs. Huntoon (Louisville), Wait (New York), Morrison (Baltimore), Hall (Philadelphia), and Williams (Georgia),—all Superintendents of Institutions for the Blind,—appeared before the Committee, and gave such satisfactory explanations, that the Committee made a unanimous report in its favour, and the Senate passed the Bill on a division of 43 to 7. By this measure, the United States Congress has set aside \$250,000, the principal to be invested in four per cent. Government bonds, the interest, \$10,000, to be paid over semi-annually to the Trustees of the American Printing House for the Blind (Louisville, Ky.), and to be used in the manufacture of books and appliances for the education of the blind. The character of the books and appliances issued is to be determined by a vote of the Superintendents of the United States Institutions for the Blind; and the distribution is proportional to the number of the pupils in attendance. The first distribution has already taken effect, and it would represent in books, etc., an allowance of about \$4.00 per pupil,—the value of the books, etc., distributed being taken at the actual cost of production. That is to say, an Institution like our own would receive \$720 in school-room and library supplies. The United States Institutions of course, up to the claim of their attendance, receive their school supplies *gratuitously*; but the measure confers an inestimable boon on English-speaking blind everywhere. A large number of embossed books will now be published that, hitherto, have not been procurable at any price, and these equally with the other Louisville imprints will be sold to foreign Institutions *at actual cost*. The intermittent and uncertain supply of books has proved a great impediment to progress. You may remember that, during a recent session, when a particular book was not procurable, I was forced into the expedient of preparing stereotype sheets from thin brass, and printing our school books by means of a clothes-wringer! The Subsidy Act has even already given a powerful impulse to the publication of new books. Mr. Huntoon, the able director of the "American Printing House," is already out with an announcement of several good school books,—four numbers of the *Star Readers*, forming a continuation of

Butler's excellent series, now used in our class-rooms; Agassiz & Gould's *Principles of Zoology*; Rolfe & Gillet's *Hand Book of Natural Philosophy*. Our students in English Literature will welcome the reprint of Sir W. Scott's *Marmion*, and a revised *Compend of American Literature*. This last has been recast and extended by Mr. Chapin, the veteran Superintendent of the Pennsylvania Institution, who, in his *fortieth* year of devoted service to the blind, is still devising means of benefiting them.

It is encouraging to observe that at Boston, Mr. Anagnos, Dr. Howe's son-in-law and worthy successor, has awoken the Institution press from its dusty repose, and has re-issued in beautiful relief the first volume of Milton's Poetical Works. It is, I believe, Mr. Anagnos' intention to give us now a complete edition of Milton.

The Worcester (England) *Society for Providing Cheap Literature for the Blind* has added to embossed literature *Tom Brown's School Days*, and *George Herbert's Poetical Works*. For the benefit of classical students it has issued, in the original Greek, the *Epistle to the Philippians*. The higher education of the blind is receiving increased attention in England. This year, it is announced, a second class in the Law Tripos at Cambridge has been taken by Mr. Beresford, a blind student. The chair in Political Economy at that University is held by Professor Fawcett, who magnificently illustrates how a man, smitten in his very prime by total blindness, may still lead his fellows at the University, in the Legislature, and even in athletic amusements. At Cambridge, too, the chair of Music is occupied by Dr. McFarren who, during the most fruitful years of his life, has been totally blind.

We most urgently require additional school-books in the New York point letter. At present, a primer is available, which is generally excellent, though containing occasionally words rather beyond an absolute beginner. But when we leave the primer, there is a hiatus, unless we use books that are embarrassed by point-print punctuation or employ a publication that is scarcely adapted for school use in an unsectarian Institution. As regards punctuation in point characters, the general feeling among teachers is, that it consumes much space, is apt to become confused with the subject matter, and, on the whole, that the game is scarcely worth the candle.

In *writing*, the pupils at present attending stand as follows:—

	Boys.	Girls.	Total.
Script writers (pencil and card).....	58	51	109
Learners	11	9	20
	—	—	—
	69	60	129
Point Print Writers	40	31	71
Learners	5	..	5
	—	—	—
	45	31	76

A complete writing appliance for the blind should cover the following cases:—The legible communication (1) of blind with seeing persons; (2) of seeing persons with blind persons; (3) of blind persons one with another.

At present, three distinct appliances are requisite to secure these results. (1) When a blind man wishes to send something legible to his seeing correspondent, he writes a species of square, cursive hand, by means of a pencil and a grooved card; (2) when his seeing friend desires to use a character legible to himself and tangible to his blind correspondent, he uses generally the pin-type, devised by Klein of Vienna. These Roman letters in pin-points, when impressed on paper, leave on the reverse of the paper punctured letters in relief. (3) For the communication of blind with blind, point-print writing is employed. This character, though arbitrary, is easily written by the blind, and as easily read by their fingers.

Much ingenuity has been expended on writing appliances intended to unite these requirements. Braille, the father, or the foster-father, of the point character called by his name, devised (1839) in conjunction with Fouchaud, his fellow-pupil at the Paris Insti-

tution, an instrument which is known as the "Braille-Foucaud Raphigraphe." Braille had a weakness for Greek words, and we may be thankful that he used no harder word for his "needle-writer." He gave his point-writing the tremendous name of *Anaglyptographie*! In the *raphigraph* there is a clavier of ten keys, armed with needle-points at their extremities, and by combining these, the blind operator prints in dotted outline Roman letters, which are, of course, legible to seeing persons, and can be finger-read by blind. The process is, however, excessively laborious. Thus *e*, which is in the French language, as in the English, the most frequently recurring letter, requires this series of combinations, every digit indicating a key: 56, 457, 457, ; H (capital) requires 17, 23456, 147, 23456, 17!

A much better device for combining the writing of seeing and of blind is the *Diplograph*, recently invented by M. Ernest Recordon, and described in the *Journal de Genève* of the 4th Nov., 1875. It was shewn last year in the Swiss Exhibit at the Paris Exposition, and the Committee of Instructors of the Blind appointed by the Paris Convention, strongly approve of its design. Its price, 300 francs (\$60), places it, however, at present beyond the reach of the blind. Recordon's appliance consists essentially of two disks revolving together on a common axle at a given interval. They are furnished on their circumferences, the one with point characters, the other with the alphabet used by sighted persons. The letters correspond exactly, *a* for *a*, *b* for *b*, etc. Two sheets of paper are brought into contact with the circumferences of the disks, and the Roman letters take their colour from an inking-roller. Letter by letter the mechanism prints off what is desired, the paper shifting automatically as each letter is struck. As at first constructed, the operator revolves one of the disks, and presents the letter desired. The second disk prints simultaneously the equivalent character in the other alphabet. In this way, one blind person can easily write so as to be read by another, while he also prints a sheet for the sighted; and conversely, a sighted person, though quite ignorant of the blind man's alphabet, can write it by simply revolving the characters that are intelligible to himself. A blind operator can also print in one or simultaneously in two different characters, either or both of which may be unknown to him,—provided the known equivalent of the circumferential characters are borne on one side of one disk, like the figures on the dial of a watch.

The Kentucky Point-Writer, invented and constructed by Mr. Morrison Heady, who is both blind and deaf, is now perfected. It is described as "strong, light and simple." The dimensions are 20 inches long, 10½ inches wide, and 9½ inches high. It takes a sheet 15 inches by 13; yielding a printed area of 14 by 12. The range includes, I believe, the "writing" of point characters (either Braille or New York system); also the relief printing of Roman letters, either capital or small. Five to ten copies are produced simultaneously, according to the characters used. The price of this machine is \$30.

Perhaps the most wonderful writing appliance ever invented was shewn at Paris last year, in the Italian Section of the Exposition. M. Michela, the inventor, designed the instrument to replace the ordinary short-hand writer, and he calls it therefore the *Stenophovograph*. The extraordinary speed that the operator could command attracted crowds of wondering spectators. M. Vitali, the Superintendent of the Milan Institution for the Blind, has studied the capabilities of this appliance with reference to the blind, and by experiments with his own pupils, he finds it quite within their reach. I here translate and condense the description furnished by M. Vitali. The instrument resembles a miniature harmonium with its case, key-board, and pedals. It is 17⁷/₁₀ inches long, 9½ inches wide, 7½ inches high, and, by removing the pedals, it may be carried under the arm. There are 20 keys in two rows, and the intervening space is occupied by a cylinder of paper, feeding automatically, and extending nearly the whole length of the machine. The paper used resembles that in the Morse telegraphic register. The keys actuate levers, which print in slight relief the conventional phonetic characters, that are intended by M. Michela to constitute a universal alphabet and represent all articulate sounds. The words are written by syllables, each syllable being printed by striking together the necessary combination of keys. These syllables appear in a vertical order, the second directly under the first, the third beneath the second, and so on. The general principles of M. Michela's method remind one of Prof. A. Melville Bell's "Visible Speech," though the

details and the characters themselves are quite different. Only six different symbols are employed in this new system, and these of the simplest form:—a single dot, two horizontal dots, a curve convex downwards, a straight line sloping from left to right, a curve convex upwards, and an inverted T. These symbols correspond respectively to the numbers 1, 2, 3, 6, 9, 18; and numbers other than these are expressed by combinations: thus, $4 = 3 + 1$; $24 = 18 + 6$. Ten vowel and 24 consonant sounds are recognized; but in these consonant or “accompanying” sounds are sometimes included *i* and *u*. The Abbé Vitali assures us from personal observation that the machine attains the wonderful speed of 175 to 180 words a minute, and that this speed can be maintained; also, that the manuscript can be read with the same speed that it is written. Now, the very best of our verbatim reporters cannot long maintain this speed, and their manuscript, from its personal peculiarities, is rarely intelligible to any but the stenographer himself. A blind operator can use Michela's instrument as rapidly as if he were sighted; and, usually having a cultivated ear, he would rather have the advantage in this phonetic work. The relief in which the characters are printed is almost too low to be legible to the touch, but this could be overcome, and at the worst the manuscript could be copied at length, or given directly to a compositor trained in the system. For a knowledge of the conventional signs sufficient to write words, 20 days suffice; but for stenographers' use six months would be requisite. The price at which the instrument now sells is rather high—\$80; but with an increased demand a large reduction could be made, for the estimated cost of construction is only \$30. Judging from the Abbé Vitali's experiments, a blind reporter, provided with the mechanical stenograph, should be able to represent phonetically any language, if distinctly enunciated, whether it were intelligible to him or not. This facility would be useful for the expression of quotations from foreign languages.

Arithmetical Appliances.—There is great room for ingenuity and improvement in arithmetical appliances for the Blind. For want of a better resort, we still use the clumsy type-metal honey-comb with two kinds of type. The first type bears a T in relief on one end, and a V on the other; the second type is blank at one end and carries an L on the other. Revolving the T towards the left, the four positions give us the digits 1, 2, 3, 4; the V, similarly revolved, yields 5, 6, 7, 8. L represents 9, and the blank at the other end of the same type stands for zero.

An appliance that uses only one type is now often met with in England. It is said to have been devised by the late Rev. W. Taylor, though continental educationists allege that it is but a slight modification of the word-building appliance devised by Kley. A board is perforated with a series of star-shaped holes, the precise form of which may be obtained by imposing one square upon another so as to make each trisect the other's sides. In these eight-rayed stars, a square type is used which is grooved on one end and notched on the other. Using the grooved end, we assume as the primary position that where the groove slopes from left to right; and, revolving the type with a right hand movement into the eight different attitudes permitted by the form of the star, we obtain the digits 1 to 8. Proceeding similarly with the other end of the type, we obtain 9, 0, plus, minus, and the symbols for multiplication, division, equality of ratios, and general equality.

A similar arithmetical appliance using pentagonal holes was devised by Lucas, but it appears much inferior to the Taylor apparatus.

For rapid calculation, all these contrivances are too clumsy. We must by some means reach a written character easily made, easily read, and *easily accessible at any stage of the calculation*. Except in the last particular, the point-print numerals would meet our requirements. In several previous reports I have illustrated the importance of substituting an embossing for a puncturing appliance in the writing of point-print. At present, the student who wishes to refer to any of the figures already made, must disengage the paper from the writing board and from the brass guide, turn his manuscript over, and, after reading the relief on the reverse, restore the sheet to its place in its precise former position. Herr Pablasek, the Superintendent of the Imperial School for the Blind, at Vienna, exhibited at the Dresden Convention of 1876, an appliance for *embossing* the Braille point characters. He has since improved on his invention and last year he exhibited it in the Austrian Department of the Paris Exposition. The instrument is said to be quite portable and free from intricacy. The pupils of the Paris Institution used it with facility

whenever it was placed in their hands. If successful in embossing Braille characters, it could of course be applied to the writing of New York Point.

Geography.—The equipment of our school-rooms in this subject is still incomplete, but home-made additions occur as time is afforded. During the past year, Mr. Wickens, assisted by the carpenter, constructed in duplicate a large physical dissected map of the British Isles. For accuracy and durability, the workmanship of these maps could hardly be excelled. After many experiments, we find that warping and the other injuries that beset such maps are best prevented by using for the moveable parts three thicknesses of well-seasoned pine, strongly glued together, then saturated with linseed oil, and finally varnished to prevent the evaporation of the absorbed oil. In geographical appliances, no signal improvements are reported from abroad.

LITERARY DEPARTMENT.

Our English literature class continues to be taught by Miss Montgomery, with much enthusiasm and success. But in this subject, and indeed in all branches of the literary department, the proper development of our work has been much retarded through the insufficiency of the educational appropriation. In 1874, when I took charge of this Institution, I found that the appropriation for school and library supplies was \$400. In 1879, when the attendance has increased by some hundreds per cent., with several new subjects of instruction to teach, and several additional teachers to provide with appliances, it nominally remains at \$400,—but to speak more correctly, it has, through various accidental circumstances, been considerably reduced below \$400. In our general writing-classes we use a large quantity of letter-paper which requires to be of a peculiar quality to suit our work; also for point-print writing we use at least a quarter of a ton of a peculiar paper specially manufactured for this use. Such items, until quite recently, were charged against stationery, but they are now charged against this \$400. The purchase of prize-books (\$100) was this year, contrary to the precedent of previous years, also charged against this unfortunate \$400. Finally, the tariff on books which was formerly 5 per cent. *ad valorem* has been changed to a specific duty of 6 cents per lb.; and, as embossed books are of enormous size and weight, the change has been disastrous to the blind. Without any additional burden, the mere cost price of embossed books is very formidable. The Louisville Printing House sells us its books at actual cost, but, as I illustrated at your recent visit, a shilling primer in ordinary print becomes when embossed a bulky and a weighty volume, for which we have to pay the cost price of production \$3.50, *plus* freight and charges, *plus* a specific duty of 6 cents per pound. The New York Bible Society go even farther than the Louisville Printing House: they offer to the Protestant blind the embossed Scriptures at the actual cost of *binding*, charging nothing whatever for either the paper or embossing. Yet the blind man's Bible, bought on these easy terms, costs, in New York, \$20! Now would it be too much to ask of our Dominion Government to admit, *without duty*, the gifts that foreign benevolence sends to our blind?

But let us return to our Educational appropriation of \$400. Suppose it undiminished by charges for stationery or prizes, and devoted entirely to school-books. Divide it among 180 pupils: it affords for each pupil only \$2.22. This requires to be increased by nearly 58 per cent. before we can purchase, at cost of production, in Louisville, the reprint of the English shilling primer. What would be thought of a public or a high school appropriation that would be insufficient to provide each pupil with a 25 cent book? And yet, when we supply a blind child with this \$3.50 book, we are really doing no more *for him*, than when we supply his seeing brother with a 25 cent primer, for the one is the exact transcript of the other. But, as I have said, the whole appropriation is by no means available for the purchase of embossed books. Out of the same fund must be bought all the sheet music and the music books required by a large musical department; all library-books and books of reference; all books requiring it must be bound; all maps and teaching appliances must be constructed, and a margin must be left for devising better school implements in wood and metal. Capital appropriations have occasionally been made, to assist in this branch of our work; but it must be remembered that these capital appropriations have only the effect of *starting* the instruction of each large

increase of pupils. Embossed books soon become flattened and useless; and to *keep up* the instruction started by the capital appropriation, we must look to the annual maintenance appropriation. When this is generally understood, I feel assured that the public sentiment will sustain the Government in largely increasing our appropriation; and I am already aware that the Government are most solicitous for the fullest development and success of this Institution.

MUSICAL DEPARTMENT.

Music is especially the blind man's solace; but it also frequently affords him a means of livelihood. For this latter purpose, the three important branches are tuning, teaching, and organ-playing.

Tuning is pre-eminently a blind man's art. Claude Montal, a student of the Paris Institution, first clearly stated the scientific principles on which the art is based. His public lectures delivered in Paris, were collected in a treatise, the first edition of which appeared in 1830; and a subsequent edition was awarded a special gold medal in 1862 by the Jurors at the London Exhibition. Sion, the present professor of tuning at the Paris Institute, is blind. At the Boston Institution, Mr. J. W. Smith, who is entirely sightless, conducts this subject with conspicuous ability and success. Mr. Smith's pupils have recently received a practical recognition in Boston, that might well be accepted as a suggestion by many other cities. The Boston School Board employs in its Public Schools, 137 magnificent pianos,—45 of them being grand, large sized, and of the very finest construction. On the 1st May 1877, the Board took the decisive step of intrusting the care of these costly instruments to the blind tuners of the Boston Institution, the contract being placed at \$1,200 for the year. And so much satisfaction has been afforded to the School Committee and to the musical instructors, that the contract has been since twice renewed.

Many of the ordinary piano repairs are also quite within the compass of blind persons; indeed, at Boston and Upper Norwood the construction and repair of pianos are made subjects of systematic training. Montal, the famous piano tuner, became still more famous as a manufacturer. Indeed, some of the most valuable improvements in modern pianos are due to the training given to this poor blind boy at the Paris Institute. In 1842 he patented in France his first efforts for the improvement of the piano-forte. At the Great Exhibition of 1851, he attracted much attention by three cottage pianos of his own construction. He carried off a first-class medal at the Paris Exhibition of 1855. At the London Exhibition of 1862, he exhibited a grand piano and an oblique upright, for which he received distinguished commendation and a gold medal. In these two instruments were for the first time seen some of the most distinctive improvements in modern pianos. His soft pedal (*pédale d'expression*) acted on an entirely new principle by diminishing the range of the key and the hammer. By pressing this pedal, the keys descend, and, simultaneously, the hammers rise, so that in two ways the range of the blow is decreased. The jury, which included such well-known musicians as Sterndale Bennett, Geo. Clerk, F. Gore Ouseley, used these terms in their verdict: "The action of the mechanism is perfect, and the effect extraordinarily beautiful, as the tone may be diminished to the faintest audible sound, while the facilities of execution are perfectly well preserved. It is by far the most perfect means of producing piano and graduated effects that has yet been devised for the instrument." Another decisive improvement was his *sustaining pedal* (*pédale de prolongement*) by which he succeeded in prolonging the sound of any desired notes or chords amid the *perfect stillness* of all the rest. This, up to Montal's time, had not been accomplished by any manufacturer. His instruments exhibited numberless other ingenious contrivances which have now become public property. All this surely vindicates the wisdom of the French Government in their ever generous support of the Paris Institution. Montal's example has not only shown to Governments the wide world over, how public expenditure for blind men's instruction may be repaid to the public with enormous usury, but it has also nerved poor despondent blind youth everywhere to be up and doing. At this moment, in Paris, Krebs, another Institution pupil, is fast following Montal's lead. His piano, exhibited last year, received very high commendation. As teachers and organists, blind persons have frequently attained brilliant success. In the early part of the last century, Dr. Stanley, the blind organist of the Temple Church, was considered one of the

celebrities of London. Handel himself constantly attended his playing. Within the first quarter of the present century, a dozen distinguished organists could have been counted in the Metropolis itself. Herr Patlasek, in a recent address, cited in a single breath, a group of eminent continental musicians,—all blind from childhood,—between the earliest and latest of whom scarcely fifty years intervened,—Theresa von Paradis, Mdlle. de Salignac, Sophie Osmont, Dubon, Gauthier, Moncouteau, Labor, Lachner. We must not forget, too, that Handel himself was blind towards the end of his life, and that he had to be led to the organ to render his wonderful music. Handel's life had been embittered by the Philistinism of London critics, and, with seeming presentiment of the dread shadow that was swiftly approaching him, he made *Samson* the theme of an Oratorio; just as Milton, when blind and baited by political foes, poured forth his soul in *Samson Agonistes*. In our own day, Prof. McFarren has had an experience not dissimilar to Handel's, but with him the darkness came in the morning. All honour to the minds that when their sun is quenched, bloom in the dark; and, like the cercus, yield both fragrant and wholesome blossoms!

In my last Report I endeavoured, as well as I was able, to represent the deplorable dearth of musical instruments here. To what I then said I need not add anything, except an expression of regret that the past year has brought us no relief. No one can be more averse than I to unfruitful education: but here the experience of the whole civilized world is arrayed against us.

An important improvement in the *form* of musical instruction has been introduced into our work during the last year. Instead of the old clumsy method of teaching instrumental music by reading it aloud to the blind player measure by measure, and repeating it *ad infinitum* until his memory may take hold, the teacher now dictates the music *once*, while the blind pupil reproduces the score in New York point characters, and *by his own study* afterwards of this point transcription the pupil masters the piece. We have this session extended the use of point print to the teaching of a class in harmony. The exercises are scored in point characters and revised by Miss Mahoney, who has charge of this important subject. To promote the use of point music, Mr. Huntoon has published a "*Key to Wait's Musical Notation*." He has also in press the sheets of *Schumann's Album*, the transcription and revision of the point score being conducted directly under Mr. Wait's eye at the New York City Institution.

In vocal music, Miss Nolan is producing excellent results from her thorough system of voice culture. The chorus-singing of her pupils is much admired. At the closing (public) concert of last session a selection of standard glees were very successfully given, and, in some cases, the audience were visibly affected. Few persons could hear unmoved a fine rendering by sightless children of the glee "Where art thou, beam of light?"

Throughout the session we have house-concerts, at which the pupils are unexpectedly called on for some recent lesson, and they are afforded the advantage of hearing classical music played and sung by the teachers. We lately received a visit from the well-known vocalist, Miss Reidy, who with great kindness sang some of her favourite selections. Still more recently we have been entertained by Mr. D. B. Patterson and his efficient Battalion Band, who, very kindly, gave us an evening of martial music.

INDUSTRIAL DEPARTMENT—BOYS.

The workshop building is now fully occupied by basket-makers, their materials and their wares. I have recently reported on the question where the supply of raw material is to be found for this largely-increased attendance. At least two acres of good soil will have to be found for additional willow-beds, and until this plantation will become productive—*i.e.*, until the Autumn of 1882—material must be purchased. The entire absence of clay in our soil prevents the willow from attaining its proper growth. The same cause operates against the proper growth of shade trees. It would be an exceedingly good investment, as I recommended some years ago, to buy an acre or two of the stiff clay that lies about a mile distant, and use the surface to dilute our quicksand.

The reports sent in this summer by Mr. Truss and Mr. Wickens during their visitation of the blind, furnish great encouragement. Everywhere throughout the Province

our ex-pupils are making a livelihood. Some have even got the length of employing apprentices and *teaching* them basket-making. The experiment of giving our shop-boys willow and lending them tools to work it up during the summer vacation, has proved extremely successful. Mr. Wickens looked in unexpectedly on several of these apprentices and found them working from early dawn till late at night. They were fairly successful in selling their baskets, and were thus, by their own exertions, enabled to provide clothing for another session at the Institution.

The demand for cane-seat work has not yet revived. We get some repairing to do, which serves to keep a few pupils in occasional practice.

I am having an intelligent boy who is entirely blind taught wood-turning, under the tuition of Jas. Kelly, the fireman, with the occasional oversight of Mr. Harrison, the engineer. This youth has already got the length of making (unassisted) various kinds of tool-handles. The boy's father has a lathe at home and the knowledge thus acquired will not be allowed to remain unused.

I have placed another blind youth under training in the baker's shop, and his progress is very encouraging. It is quite remarkable how few occupations are really beyond the reach of educated blind persons. In the Royal School for the Blind at Copenhagen, the pupils have earned quite a celebrity for their shoe-making. The trade-instructor, Eneroldsen, has devised, for his blind apprentices, wooden patterns to direct them in cutting out, and special tools for various stages of their work. Thus equipped, his fifteen boys are taught to entirely depend on their own skill for *all* the work required in the making and repairing of boots, shoes, slippers, and other forms of foot-gear.

Even in art industry the blind have achieved distinct success! Kleinhaus, the famous statuary of Austria, blind from five years old, was selected by the Emperor, Francis Joseph, to execute his bust. The blind artist's work is much visited at Vienna, and it forms the last of a long series of high-class art products. Kleinhaus died in 1853. In Paris, at the beginning of the century a blind sculptor Baret obtained much commendation from the French Academy. And to-day, in the *rue d'Enfer*, may be seen Vidal, a sculptor blind from early childhood, who has won celebrity for his groups in bronze. He particularly excels in scenes of the chase! Now, if blind labour can be successfully applied to turning, and to modelling and carving, it occurs to one that the potter's trade should be quite easily within a blind man's reach. The experiment would be an interesting one; but, so far as I am aware, it has not yet been tried.

INDUSTRIAL DEPARTMENT—GIRLS.

In this department, we are constantly breaking new ground, while holding the ground already gained. Miss Tyrrell has completely succeeded in the difficult experiment of teaching blind girls to cut and make dresses. The sewing-room has become a wonderful hive of industry, and it attracts a great concourse of visitors from far and near. Our sewing-machine equipment is still insufficient to meet the demands for instruction. I have already suggested how, without much expense, some additional help may be had in the teaching. Our blind girls are attaining such skill as operatives that the Sewing Machine Companies eagerly bid for their services. One girl exhibited the Wheeler and Wilson machine at the Toronto Industrial Fair; another was engaged by the Singer Machine Company at the Guelph Central Fair; and both re-appeared at the Brantford Southern Fair. The lesson taught to the thousands of spectators who crowded around them at these gatherings will doubtless have an excellent effect in every direction. Our pupils have recently obtained complete mastery of the Singer Machine; and with the very kind help of Mr. Hollingshead, one of the Company's agents, the whole series of attachments has been brought within the skill of our girls. To those initiated in such mysteries, it will be of interest to learn that these blind girls can, without help, attach and use the appliances for binding (straight and bias), ruffling, puffing, quilting, cording, felling, tucking, and hemming in six different widths.

In the knitting-machine room the usual range of work is maintained. Even seeing operatives find that knitting machinery greatly tries their skill and patience. Judging from our experience, I think it will be found that nearly all the failures are due, not to

the machines, but to the yarn. Mr. Creelman, of Georgetown, Ont., has taken out a patent for a new ribbing attachment to be used with the Franz and Pope knitter. Though the machine is not yet fairly on the market, the inventor had the kindness to bring up the first machine completed, and give us a demonstration of its capabilities. The work, plain and ribbed, appeared of very high quality,—certainly equal to any hand work,—and the use of the machine seemed quite within the grasp of blind operatives. The technical details of Mr. Creelman's improvements would here occupy too much space; but they will be found in the records of the Canadian Patent Office. The patent is numbered 10,193 (3rd July, 1879,) and covers 34 claims.

RELIGIOUS INSTRUCTION.

The Protestant pupils attend Divine service in the Music Hall every Sunday afternoon, the clergymen of Brantford kindly officiating in turn. The Catholic pupils, under the oversight of the Rev. P. Bardou, are every Sunday instructed in the Catholic Catechism by the Sisterhood of St. Joseph. My renewed acknowledgments are due to all the churches of Brantford for the sustained interest they take in our blind folk. Our kind friends, Mr. S. M. Thompson and Mr. Cox, greatly assist us by guiding the pupils to their various places of worship.

We receive many visits from foreign philanthropists. The Rev. George Müller of Bristol, has been with us and given us an interesting account of his celebrated orphan village with its 2,500 inmates. Then we were entertained by the Rev. Dr. Macdonald of Japan, who favoured us with a most graphic and amusing sketch of life among the Japanese. Brantford gentlemen sometimes give us an intellectual evening. The Rev. W. H. Porter, from his residence within the tropics, entertained us with vivid description of scenery and personal adventure. And we had from W. H. C. Kerr, Esq., a charming lecture—essay on the Bell, its Voices and Associations.

DOMESTIC DEPARTMENT.

In the Domestic Department, Mrs. Spaight has advised some re-arrangements, which are likely to increase the general efficiency and comfort of the Institution. In the Laundry, a good mangle driven by steam is much needed. The shafting necessary is already in position. A re-supply of rubber hose is greatly required, at least 500 feet of the best 4-ply inch-hose ought to be obtained without delay.

The condition of the steam-service remains as at the last Report—the proposed improvements having been found to greatly exceed the funds available. The engineer has effected some improvements so as to help us through the winter. It is evident, however, that a comprehensive treatment of the whole question cannot, with safety, be longer deferred.

The floors in the principal halls are becoming so worn as to be unsafe. These halls, which may be regarded as the main streets in our blind village, are subject to incessant wear, and they ought to be re-laid in oak. The main hall entrance might, without much expense, be laid as a *parquetterie* of hardwood in various colours.

MEDICAL DEPARTMENT.

The duties in this department have, with the large increase of pupils, become very exacting and laborious. Dr. Corson visits the Institution daily, and, at each visit, passes in review a large number of ophthalmic cases, besides the quota of other ailments incidental to persons of weak vitality. It affords me the utmost pleasure to witness daily how many of these poor children can be benefited by medical skill and attention. I have been able to return to their homes many of the pupils with their sight so far restored that their further continuance here appeared unnecessary. In several cases, deafness is superadded to blindness. Where Dr. Corson's skill has improved the hearing sufficiently, such pupils are placed in the ordinary classes; but, where the deafness is incurable, the instruction in the various subjects becomes a matter of special ingenuity and extreme difficulty.

 ADDITIONAL ACCOMMODATION.

During the past year, the Principal's residence has been furnished and occupied. The heating apparatus, which is most complete and satisfactory, was supplied by Mr. Saunders hot water engineer, London; the contract being fulfilled for a sum less by one dollar than the Parliamentary appropriation. In this hot water apparatus, provision has been made for heating a greenhouse which can now be very cheaply and conveniently erected as a lean-to against the west wall. If we are to do anything in the way of decorative gardening on these grounds, a good greenhouse is the first requisite; and as the heating apparatus is already provided, the rest can now be accomplished at a trifling expense. The rooms in the Main Building vacated by the Principal's family have at once been occupied as dormitories, class-rooms, etc., but the number of pupils has been constantly increasing, so that we are now in precisely the same need of accommodation as we were at the beginning of last session. The necessity for the erection of an east wing is most urgent. And, with the erection of this addition, I would strongly recommend the erection of a ventilating tower at each end of the Main Building as thus extended. Without much expense, we could thus ensure a constant and complete change of air throughout the whole structure. In an architectural aspect, these towers might be made quite effective in relieving the monotony of the extended frontage.

The reconstruction of the steam service will, I assume, involve the removal of the heating boilers to the basement of the projected *northern* extension, the ground floor being occupied by the laundry, and the second floor by the drying-room. In connection with this new boiler-room, should be erected the long-needed coal-house, the floor of the former being on a level with the coal-bunks in the latter, while a drive through the coal-house ought to be carried on posts at the level of the yard, thus enabling the contractor's teams to discharge the coal at once into the coal-bunks. The present mode of handling the fuel is laborious and wasteful in the extreme; but it cannot be remedied until the above facilities are provided.

GROUNDS.

The Gardener has made out a statement shewing the debits and credits of the Farm Account for the year ending 30th September, 1879. Taking the products at current market rates, the account would stand thus: Total expenditures, \$913.13; total receipts, \$2,647.23; balance in favour of farm, \$1,734.10.

A small capital appropriation enabled me to lay out and gravel a number of new roads that were rendered necessary by the buildings recently erected. An inexpensive fountain was set up on the eastern part of the terrace; and Mr. Thompson, by his skill in landscape-gardening, added features that have conspicuously improved the face of nature. In tree-planting, I could not accomplish much for the want of means. A small copse was formed so as to screen the Principal's yard from public view. Mr. Truss, with the aid of his boys, also extended last year's avenue down to the spring.

The Honourable A. S. Hardy, while Acting Commissioner of Public Works, authorized the construction of sidewalks connecting the various buildings together, besides providing for several other much-needed improvements.

 CONCLUSION.

In your Report, Sir, for 1876 (p. 60), you stated that certain amendments in the Institution Act were urgently required. Every successive year shews only more distinctly the need of the provisions then recommended. In every civilized country, education is now regarded as the birthright of the blind, and not as a charitable donation. The whole course of recent legislation has been in this direction. England has, by four different Acts of Parliament, provided for the literary and industrial training of indigent blind. If they are neglected, it is due to the Poor Law Guardians who, unfortunately, are by these statutes allowed an option in the matter. The universal movement is now towards compulsory

education and compulsory appropriations. In the Belgian Legislature, the blind have had the good fortune to be represented by the distinguished orator and statesman Rodenbach, who shares their affliction; and now in both the governmental and municipal budgets of Belgium the education of the blind is an essential feature. The width and depth of the current was shown by the Congress at Paris last year. France summoned the nations to discuss the condition of the blind. The response was immediate and cordial. Nearly all the eminent educationists of the blind throughout the world attended. Scarcely a country, though far distant, remained unrepresented. Egypt was there; so was Japan. Even the "heart of Africa" seems to have been touched by the appeal, for Abyssinia was there. Paris has well earned the right of leading this mighty movement. Away back in the 13th century, she founded, in conjunction with St. Louis, an asylum for fifteen score blind,—the now venerable *Quinze-Vingts* that she still maintains and cherishes as a tender page in her long records. In the 14th century, Paris invented a new word, "philanthropy," a practical illustration of its meaning having already gone before. After nearly five centuries of reflection, Paris found that an asylum was not the best form of kindness for the blind, and she established the first school for their instruction. With all her levity, Paris has shewn herself a kind mother to the children of sorrow and affliction. By her charitable administration she now imposes on herself a burden of \$5,000,000 annually. To the afflicted children gathered within her famous Institution for the blind, she has offered great advantages. The results of this and of similar benevolence are everywhere visible. The public recognition of blind persons is emphatic. One of the most extensive and best managed railways in France is administered by a blind man. The late Congress of Educationists at Paris was presided over by M. Buffon, a namesake and a blind nephew (three generations removed) of the illustrious naturalist, who also in his later life wrote in darkness. In his *Popular Astronomy*, Arago, after his sight had been eclipsed, conserved for French Science the ripe fruit of the renowned lectures by which he had charmed at the Observatory vast audiences for more than thirty successive years. I have already cited names eminent in music and in art. French literature has been enriched by the sacred orator, J. de Jeune, to whom Massillon owed great obligations; by the brother historians, Thierry; by the poets, Delille, Antran, Deschamps, Heine, and by many other brilliant writers whose misfortune it doubtless was to be blind at all, but whose good fortune it was to be blind in France.

In this favoured Province it ought to be our ambition to lead the world in all educational matters! But let us not delude ourselves. Without more generous expenditure we cannot even keep abreast of the time. *In a fair race*, Ontario thinks her children a match for any. Has Ontario the courage of her opinions?

I have the honour to be, Sir,

Your obedient servant,

J. HOWARD HUNTER, M.A.,

Principal.

STATISTICAL TABLES

For year ending 30th September, 1879.

I.—NATIONALITY OF PARENTS.

—	No.	—	No.
American	6	Norwegian	1
Canadian	63	Scotch	21
English	54	Wendish	3
French	2	Not stated	1
German	5		
Irish	44	Total	200

II.—RELIGION OF PARENTS.

—	No.	—	No.
Baptist	8	Presbyterians	29
Bible Christian	3	Quakers	2
Congregationalist	1	Roman Catholics	27
Davidites	2	Tunkers	1
Disciples	1	Not stated	2
Episcopalians	51		
Lutherans	6	Total	200
Methodists	67		

III.—AGE OF PUPILS.

—	No.	—	No.
6 years	2	22 years	10
7 "	2	23 "	8
8 "	7	24 "	1
9 "	8	25 "	3
10 "	9	26 "	1
11 "	10	27 "	5
12 "	7	28 "	3
13 "	4	29 "	4
14 "	14	30 "	1
15 "	12	31 "	2
16 "	14	32 "	1
17 "	10	38 "	1
18 "	11	39 "	1
19 "	13	Not stated	5
20 "	15		
21 "	11	Total	200

Statistical Tables.—*Continued.*

IV.—OCCUPATION OF PARENTS.

	No.		No.
Agent	1	Millwright	1
Artist	1	Miner	1
Auctioneer	1	Officer	1
Axe-grinder	1	Painters	2
Barber	1	Plumber	1
Blacksmiths	3	Peddler	1
Butchers	2	Piano agent	1
Cabman	1	Police constable	1
Carpenters	14	Pump maker	1
Contractor	1	Saddler	1
Coopers	2	Sailor	1
Customs officer	1	Servant	1
Doctor of medicine	1	Steamboat engineer	1
Educator	1	Stonecutter	1
Farmers	75	Shoemakers	3
Fisherman	1	Tailor	1
Gardener	1	Teamster	1
Hostler	1	Tow agent	1
Hotel-keepers	3	Tradesman	1
Labourers	37	Vessel agent	1
Law clerk	1	Waggonmaker	1
Machinist	1	Weaver	1
Market-gardeners	3	Wood turner	1
Merchants	9	Not stated	8
Millers	3	Total	200

V.—ATTENDANCE EACH YEAR.

	Male.	Female.	Total.
Attendance for portion of year ending 30th September, 1872	20	14	34
“ “ year ending 30th September, 1873	34	24	58
“ “ “ “ 1874	66	46	112
“ “ “ “ 1875	89	50	139
“ “ “ “ 1876	84	64	148
“ “ “ “ 1877	76	72	148
“ “ “ “ 1878	91	84	175
“ “ “ “ 1879	100	100	200

Statistical Tables.—*Continued.*

VI.—COUNTIES AND CITIES FROM WHICH THE ENTIRE NUMBER OF PUPILS ENROLLED HAVE COME.

—	Male.	Female.	Total.	—	Male.	Female.	Total.
Addington	1	0	1	Lincoln	3	1	4
Belleville	3	0	3	London	3	7	10
Brant	3	3	6	Middlesex	6	3	9
Brantford	4	4	8	Muskoka	1	0	1
Bruce	3	6	9	Norfolk	4	4	8
Carleton	1	1	2	Northumberland	1	6	7
Dundas	2	2	4	Ontario	4	3	7
Durham	1	3	4	Ottawa	2	0	2
Elgin	2	1	3	Oxford	2	1	3
Essex	2	2	4	Perth	2	6	8
Frontenac	2	1	3	Peterboro'	6	2	8
Glengarry	1	0	1	Prince Edward	1	2	3
Grenville	2	0	2	Renfrew	6	2	8
Grey	4	4	8	Russell	1	1	2
Guelph	1	2	3	St. Catharines	2	0	2
Haldimand	0	4	4	Simcoe	3	4	7
Halton	2	0	2	Stormont	2	0	2
Hamilton	5	6	11	Toronto	9	9	18
Hastings	4	1	5	Victoria	4	1	5
Huron	5	5	10	Waterloo	4	3	7
Kingston	1	2	3	Welland	2	1	3
Kent	5	4	9	Wellington	6	5	11
Lambton	3	0	3	Wentworth	6	4	10
Leeds	5	1	6	York	6	4	10
Lanark	0	1	1	Uncertain	1	0	1
Lennox	0	1	1	Total	149	123	272

PHYSICIAN'S REPORT.

INSTITUTION FOR THE BLIND,

BRANTFORD, 1st October, 1879.

J. W. LANGMUIR, ESQ.,

Inspector of Prisons, Asylums, etc.

SIR,—The duties of Physician to the Institution have been unusually onerous and exacting during the past year, caused in part by the increased number in attendance, but more particularly by the larger percentage of sickness. A very considerable addition to my labours too has been made by my assuming the task of making the applications to diseased eyes with my own hands, in order to ensure thoroughness of treatment, so that a class numbering between twenty and thirty receive my personal attention in my daily round of attendance.

As in other years, the most prevalent diseases have been those of an inflammatory nature affecting the air passages, such as catarrhs, tonsillitis, bronchitis, pneumonia and pleurisy. Next in frequency come derangements of the alimentary tract, especially disordered digestion, and lastly the various forms of neuralgia to which our pupils are particularly prone, especially from the presence of diseased and atrophied eyeballs which often excite this excruciating pain in the same manner as do carious teeth.

It is again cause for congratulation that no epidemic has found its way into our circle, although at one time seriously threatened with an invasion of small-pox, on account of its presence in the city for many weeks during the past winter, two cases of the kind having come under my observation within sight of the Institution. By promptly vaccinating every person connected with the Institution directly or indirectly, the introduction into our midst of this terrible disease was effectually prevented.

At the re-opening of the Institute the present term, one of our old pupils returned to us with febrile symptoms, which in a few days developed a true typhoid character. His home is at Port Colborne—a highly malarial region and the concentrated miasm no doubt acted as a predisposing cause of his disease while the exciting cause may be traced to an accidental tumble from a wharf into the water along with a blind companion, whom he rescued from drowning by a most heroic effort. In this case every precaution has been taken to prevent the spread of the fever by a thorough use of disinfectants to destroy the germs of the disease by burying the dejections of the patient in dry earth a safe distance away, and by isolating the disease as far as practicable. The fever has completed a typical course of typhoid, and at the present writing convalescence is fairly established with every prospect of good recovery. This is the first case of illness of a zymotic origin which has occurred in the Institution, and it is most gratifying to know the poison was not contracted within our precincts.

It is my duty to record the one death which has taken place during the year in the Institution, of F. Irwin, of London, who suffered an attack of pneumonia in January last. He was very deficient physically and mentally, and it was quite apparent in the first stage of the disease from the extremely frequent and flickering pulse and other grave symptoms, that the case must have a fatal termination. Notice to this effect was accordingly sent to his parents who had the mournful satisfaction of waiting upon him to the closing scene. Pneumonia as a cause of death stands near the first in mortality tables, and if my own limited experience is a criterion from which to judge, it is especially fatal to the blind.

I may here remark as a curious fact, that there has never been a death on the female side of the house since the Institution was founded, and the circumstance, if it proves anything, may tend to show how much there is in individual hygiene, the gentler as compared with the rougher sex, being naturally much less exposed to the rude shocks and fierce elements of our every-day life.

The class of eye-diseases has largely increased in number and importance, and demands daily a large share of our time and attention. A large proportion of the number are suf-

fering from that common chronic affection of the eyes known as granular lids, into the treatment of which the virtue of patience and perseverance largely enters. In these cases, it is well known that after apparent cure takes place, relapses frequently recur, and it is a great advantage to have such persons under continual observation, that the first signs of returning disease may be promptly met by appropriate treatment.

It has been the ambition of the Principal and myself to make the Institution a model in respect to its sanitary condition, and considering the obstacles encountered, our success has been encouraging.

Certain representations have been made in my previous reports, as to the lack of accommodation for our large numbers, and also to the defects in our heating apparatus. I have only space to say that the causes for these complaints still exist with as much force as when made originally. There are other requirements such as improved modes of ventilation, in the accomplishment of which ventilating towers should play an important part, but to these we cannot now make further reference.

I cannot conclude without expressing my thanks to the Principal and all the officers and teachers for kindness and courtesies extended in the performance of my various duties.

I have the honour to be, Sir,

Your obedient servant,

WILLIAM C. CORSON, M.D.

CENTRAL PRISON OF ONTARIO.

REPORT OF THE WARDEN

FOR THE YEAR ENDING 30TH SEPTEMBER, 1879.

TORONTO, October 7th, 1879.

*To the Inspector of Prisons, &c.,
For the Province of Ontario.*

SIR,—In transmitting to you my annual returns in connection with the Central Prison for the year ending the 30th September, 1879, I have the honour to report to you that upon the 12th of last November—at or about midnight—a fire broke out in the paint-shop of the Central Prison, and owing to a high wind at the time, and the inflammable nature of the building, the fire gained so rapidly as to destroy the saw-mill, and the building used for storing manufactured material, with the whole of its contents.

The City Fire Brigade was on the spot shortly after the alarm, and by their exertions saved the fire from spreading to the other buildings, which might have endangered the safety of the corridors. The origin of the fire has never been ascertained. The prisoners were all locked up by five p.m., and the shops were visited by the night guards every two hours; and the hospital guard passed within two feet of the south end of the paint-shop, the spot where the conflagration commenced, at 9.30 p.m., on his way to the Hospital after reporting himself to the officer on duty. A full investigation took place immediately afterwards into the circumstances of the fire, at the request of the agents of the different companies in which the property destroyed was insured; and witnesses were examined on oath by yourself, but, as you are aware, nothing was elicited to throw any light upon the cause of the fire. Since that period, the foundry, then used as a store house, has been rebuilt, and converted into a shop for the manufacture of brooms, in which are employed from 130 to 140 prisoners. It is a noble shop, finer than any I have ever seen in any State Prison, and the labour will, I have no doubt, prove remunerative towards the self-support of the Prison.

Upon the 20th of last month, upon the appointment of the Manager of the Industrial Department, as Superintendent of the Deaf and Dumb Asylum at Belleville, the industrial and disciplinary affairs of the prison were amalgamated, and the entire management and supervision placed under the direction of the Warden, who will be held responsible for the efficient working in all the prison details.

The brick-yard has been successfully worked during the past summer. Operations commenced at the end of April and up to this date, upwards of 70 prisoners have been employed in brick-making, realizing as the production of the yard for the year, two million six hundred thousand brick. There have also been employed a gang of 14 prisoners in levelling and draining at the Andrew Mercer Reformatory, which work will last for some months to come.

Although upwards of 90 prisoners has been employed for months outside of the prison walls, I have the satisfaction of informing you, that there have been, with only one exception, no escapes, which speaks favourably for the vigilance and supervision enacted by the guards in charge, and this escape could never have taken place had it not been for extraordinary carelessness, in allowing the prisoner to work laying sod on Strachan Avenue and apart from the gang; the street being, moreover, rather crowded, it being the morning of the 24th of May, which prevented the officer in charge from taking the required steps to arrest the escape. The prisoner's name was Wm. McGrath, committed from Toronto,

57 years of age, convicted of larceny, and under sentence of 12 months imprisonment. He had been incarcerated in the Central Prison twice before, and had been, from his advanced years, and general old appearance, employed as a runner taking messages from the outside gangs to the prison and back, and no attempt to escape had ever been made by him.

I have also to report an escape that was effected over the prison walls, on the 28th July, by means of a stable hay-loft ladder being placed against the south tower, which enabled the prisoner, James Matthews, to reach the iron bars supporting the tower gallery and swing himself up, and then drop down on the other side of the wall. This prisoner was employed as a groom, and was out in charge of the prison yard night guard, who had only this prisoner to look after at that hour, awaiting the arrival of the prison horse and cart from the city; the guard, instead of keeping the prisoner within view according to order, allowed him to leave on the plea of going to the stable, which neglect of duty the prisoner took advantage of, and scaled the walls as described, which was not a difficult proceeding, the wall guards having been withdrawn at that time in the evening. In the case of the escape of the prisoner McGrath, the officer in charge of the gang was fined nine days' pay. This lenient penalty was imposed owing to the guard having been in the prison service since its opening and had never been charged with neglect of duty before.

In the case of the escape of the prisoner Matthews, the guard was dismissed.

With your sanction, I caused a large portion of the front grounds to be sodded in the early spring. About 5,000 yards were laid down, and this without expense to the government, except that of hauling, as the Superintendent of the Asylum allowed me to cut it from the Asylum grounds.

The health of the prisoners during the past summer has been very good. Average sick in hospital for the past year per day shows $5\frac{1}{4}\%$.

I regret to state there have been four deaths in hospital.

William Harris died on the 23rd October, 1878, of inflammation. He had been transferred from the Sandwich gaol under sentence of two years imprisonment for larceny.

James Russell died on the 21st March, 1879, of enlargement of the heart. He was convicted at Walkerton of larceny and sentenced to six months.

James Winters, died on the 21st May, 1879, of inflammation of the lungs. He was convicted at Toronto, on the 23rd December 1877, of larceny and sentenced to 18 months.

Robert Fletcher died on the 15th June 1879, of consumption. He was convicted at Hamilton, of larceny and sentenced to two years.

In my report last year I stated that it would be highly desirable to have an ice house erected within the prison, with a meat shop attached. I beg to press the matter again upon you as it would be advantageous not only for the preservation of meat during the summer months, but also for the sanitary condition of the Bursars' Department, that the meat shop should be removed from its present locality.

I have also to request that you will be good enough, to take steps to have an apartment built for the storage of the prisoners' plain clothes, which is much needed, as explained in my report of last year.

The average subsistence of the guards per day for the past year has been 24 cents per day, per guard, and the average for the prisoners has been ten cents per day, per prisoner.

About \$2,000 worth of vegetables has been the produce of the farm this year, but owing to the rank growth of the weeds on the onion, and carrot patches, these vegetables were a failure.

I am glad to say that there is now a suitable root house in the prison yard, the small drying kiln having been converted into a root house, by prison labour, at the small cost of about \$15.

The conduct of the prisoners has been generally good, and I have the satisfaction of observing that twelve days at a time have gone by without my having to register a punishment.

I have the honour to be,

Sir

Your obedient servant,

WILLIAM STRATTON PRINCE, *Warden.*

ANNUAL RETURN OF THE CENTRAL PRISON FOR YEAR ENDING SEPTEMBER 30TH, 1879.

Number of prisoners October 1st 1879.....	359
“ “ “ since received	567
Total	926

Discharged on expiration term of sentence	583
“ “ payment of fine	10
“ “ remission of sentence	10
Re-transferred to County Gaols	2
Transferred to Lunatic Asylum	4
Died in Central Prison Hospital	4
Escaped	2
Remaining in custody on 30th September, 1879.....	311
Total	926

Sentenced Direct to Central Prison or Common Gaols.

Sentenced direct of Central Prison	415
“ to Common Gaols	152
	567

Nationalities.

England	89
Ireland	89
Scotland	36
Canada	260
United States	75
Other Countries	18
Total	567

Religions.

Episcopalians	208
Roman Catholics	215
Presbyterians	47
Baptists	20
Lutherans	1
Methodists	65
Congregationalists	5
No religion	6
Total	567

Social Condition.

Married	144
Single	423
Total	567

Temperate or Intemperate.

Temperate	132
Intemperate	435
Total	567

Education.

Could read and write	414
Could read only	85
Could neither read nor write	68
Total	567

Ages.

Under 18	19
From 18 to 20	59
“ 20 “ 30	262
“ 30 “ 40	115
“ 40 “ 50	57
“ 50 “ 60	47
“ 60 “ 70	8
Total	567

Sentences.

For 1 month and under	11
“ periods over 1 month and up to 2 months	16
“ “ 2 months “ 3 “ inclusive	83
“ 4 months	59
“ 5 “	11
“ 6 “	224
“ 7 “	2
“ 8 “	6
“ 9 “	20
“ 11 “	4
“ 12 “	93
“ 13 “	1
“ 14 “	1
“ 15 “	1
“ 16 “	1
“ 18 “	17
“ 20 “	2
“ 22 “	2
“ 23 “	7
“ 2 years	3
“ 3 “	1
“ 4 “	1
“ 5 “	1
Total	567

Offences.

Administering a certain obnoxious thing	4
“ chloroform	1
Arson	3
Assault	44
“ aggravated	5
“ with intent to rape	3
“ “ rob	1
Burglary	11
“ attempt at	1
Buggery, attempting to commit	1
Breaking windows	2
“ and entering bonded car	7
Cattle stealing	4
Concealing child-birth	1
Drunk and disorderly	16
Drunkenness	36
Embezzlement	3
Escape from custody	1
Exposing person	2
False pretences	10
Felony ..	4
Forgery	5
Fraud	1
Frequenting house of ill fame	1
Gambling ..	1
Horse stealing	5
House breaking	7
Indecent assault	1
Illicit distilling	3
Interfering with police officers	3
Keeping disorderly house	2
“ house of ill fame	4
Larceny	282
“ accessory to	1
Manslaughter	1
Malicious injury to property	1
Misdemeanour	10
Rape, attempt at	2
Receiving stolen property	4
Robbery, highway	4
Riot	4
Selling liquor without license	2
Shop breaking	3
Shooting with intent	5
Trespassing	1
Vagrancy	48
Wounding	6
Total	567

Occupations.

Agents	5	Blacksmiths	12
Bakers	9	Bar-tenders	3
Barbers	12	Book-keepers	2

Brickmakers	1	Millers	1
Bricklayers	5	Moulders	13
Broommakers	1	Miners	1
Butchers	13	No occupation	1
Brushmakers	2	Painters	17
Cab drivers	4	Pedlers	3
Cabinetmakers	1	Physicians	2
Carpenters	20	Plasterers	6
Carriage makers	1	Plumbers	3
Cigarmakers	4	Porters	1
Clerks	6	Printers	5
Compositors	1	Sailors	22
Confectioners	2	Sail makers	1
Cloth fullers	1	Salesman	1
Cooks	8	Ship steward	1
Coopers	4	Ship carpenters	2
Curriers	2	Shoemakers	19
Dentists	1	Spinners	1
Engineers	7	Steamfitters	2
Farmers	27	Stonemasons	4
Finishers	2	Stonecutters	3
Firemen	2	Tailors	22
Fishermen	1	Teachers	1
Gardeners	6	Teamsters	2
Gas fitters	1	Telegraph operators	1
Glass blowers	1	Tinsmiths	4
Gun makers	1	Travellers	1
Grooms	9	Turners	1
Harness makers	2	Umbrella makers	2
Hatters	1	Veterinary surgeons	1
Jockeys	2	Waiters	2
Labourers	220	Watchmakers	1
Lumbermen	1	Whiteners	2
Machinists	8	Wire drawers	1
Malsters	1		
Masons	4		
Merchants	2	Total	567

COUNTIES.

NAMES.	SENTENCED DIRECT TO CENTRAL PRISON.	SENTENCED TO COMMON GAOL AND SUBSEQUENT- LY REMOVED	TOTAL.
Brant	10	2	12
Bruce	5	5	10
Carleton	9	0	9
Durham and Northumberland	8	6	14
Elgin	22	14	36
Essex	12	3	15
Frontenac	6	14	20
Grey	1		1
Halton	3		3
Huron	4		4
Haldimand	2		2
Hastings	7	2	9
Kent	4	2	6
Leeds and Grenville	17	7	24
Lennox and Addington	3		3
Lanark	3	3	6
Lincoln	12	4	16
Lambton	12	1	13
Middlesex	32	22	54
Norfolk	7		7
Oxford	3	8	11
Ontario	6	3	9
Prince Edward	2	1	3
Prescott and Russell	3		3
Peterborough	2	1	3
Perth	2	1	3
Provincial Reformatory	2		2
Renfrew	1		1
Simcoe	5	1	6
Stormont, Dundas and Glengarry	5	1	6
Victoria	4	1	5
Welland	10	2	12
Wentworth	66	13	79
Wellington	15	3	18
Waterloo	13	2	15
York	97	30	127
	415	152	567

REPORT OF THE SURGEON

Of the Central Prison of Ontario for the year ending September 30th, 1879.

TO JOHN W. LANGMUIR, ESQ.,
Inspector of Prisons and Public Charities, Ontario.

SIR,—I beg respectfully to report that during the year ending 30th September, 1879, the health of the inmates of the Central Prison, Toronto, was very satisfactory.

On the 26th December, 1878, City water was supplied for the prisoners in the Main Building and in the Hospital, and, bad as our City water is at times, and bad as it is likely to continue until derived directly from the pure water of the lake, it was a great improvement upon the previous supply to the Prison, against which I had good occasion to complain from time to time.

During the year, on my recommendation, the practice in the winter of allowing the temperature in the corridors, towards morning, to fall very much, was discontinued, to the great comfort and protection of the inmates. The Japanese system of bathing was also rectified.

There is a difficulty about keeping the bed-clothes as dry as they should be. Five-eighths of the prisoner's life is spent in his cell. The moisture thrown off from the lungs and surface of the body during this time is largely absorbed by the bed-clothing. The evaporation from the scrubbed floor, bucket, and water pail, finds an abiding place in the same retreat; and, in consequence, the ticking and clothes when grasped almost always convey a feeling of recognizable dampness. There is not the least doubt that this condition tends to the production of sub-acute forms of disease, and ought to be obviated as far as possible. I have previously argued that the whole of the wood-work in the corridors and cells should be oiled or painted, and again repeat its importance.

On Sunday morning I have had the bed-clothing thrown over the cell door or the railing opposite while the prisoners are at church, and afterwards undergoing their hour's drill. On all the other days of the week, immediately after rising the tick is doubled over, and the bed-clothes tightly and neatly folded, into a very small compass, are laid on the tick. This very expeditious and elegant practice pleases the eye of the visitor, and the lover of order, but it is unhealthy.

The dark cells still remain without ventilation. The dark cell is the usual size, 5 feet wide, 8 long and 7 high. When the door is closely shut on the prisoners, the air is soon spoiled and is sometimes very foul. Ventilation could be accomplished without much cost, and without admitting light.

The storm sashes for the Hospital were made and put in place in the middle of the winter, rendering the wards quite comfortable. I have advised that the prisoners engaged at sedentary occupations, such as tailoring and shoe-making, should have for exercise at least an hour's drill each day, and this is a very limited allowance. Refusing them exercise would, I think, be cruel.

There are many of the coats that are unfit for winter use. Last winter some sickness resulted from lack of warmth. The prisoners have no overcoats, hence the necessity for a warm sound wearing coat. Each prisoner during the cold weather should wear an inside woollen guernsey under the shirt he at present wears. Bronchitis, sore-throats and other inflammatory attacks could thus often be avoided. Many of the prisoners have a very feeble circulation, from their past vicious habits and practices or from natural feebleness, and they require to be clothed warmly.

The broom-shop is the purgatory of the institution. The steady drilling during winter of those not occupied in the above is also very objectionable to this fastidious gentry. Many pretences are devised to escape these objectionable employments in lieu of less disagreeable and lighter labour. On the 13th March last, pains in legs from drilling, in existence for some time, became suddenly endemic, and I reported twenty-five as pretend-

ing. The Warden sent two of the ringleaders into the dark cells and all the others supperless to bed, depriving them also of their tobacco—the gold of the realm—for a week. The next day I found the Warden's treatment had cured the widely-spreading disease; since that the malingeringer is sent at once to the dark cell, where he is allowed five ounces of bread and plenty of water per diem. The thermometer placed in the armpit or under the tongue is of much use in many of these attempts at deception.

The prisoner *really sick* is never required to work, but I expect him to do what any poor, honest freeman, with a family depending on him, would do,—work when he is able. Feigning for the purpose of remaining in cell is very rare, for the prisoner likes company and very easy work.

I have recommended that the towers on the walls should have awnings to protect the guard from rain and the heat of the sun in summer. Also, that the walk on the wall from the tower be extended so as to allow him some little exercise.

The prisoners as a body look very healthy, have a good colour and plenty of flesh. One half of them are ten times as comfortable in the Prison as they are when at liberty: they are better fed, better clothed and better housed, are well cared for when sick, have regular hours, books, Sunday-school and church service, with temporary teetotalism thrown in, and the sentence to the Central Prison is no punishment in their case. Deprivation of tobacco is a punishment, and I sincerely wish, for the good of these men—so many of them young—that you may soon see your way clear to punish or benefit them by denying this luxury.

If society is really desirous of reforming as well as punishing criminals, our law should be amended, if need be, so that men who have been repeatedly in prison for short periods should afterwards, on conviction, be sentenced for not less than two years, so as to wean them pretty thoroughly from their whiskey and evil companions.

Prisoners discharged in winter, half clothed and without money, when work is scarce or not to be found, and the face of society set like a flint against them, are sorely tempted to steal rather than freeze or starve. And would not half of us outside under similar circumstances be also in danger of crinating ourselves? If the sentences were sufficiently long, the Prison might well afford to send them away properly clothed and with a little change in their pocket, the latter varying in amount according to conduct.

Four prisoners died during the year. Another with acute consumption was, on representation made to that effect, pardoned, and died at his own home some ten days after his discharge.

When a prisoner is sick and it is clear his illness will terminate fatally, the facts are reported to the Minister of Justice and pardon solicited, that he may die among his friends. Four insane (two on admission) were transferred to the Lunatic Asylum.

Mr. Johns is still acting as Hospital Guard, discharging his duties cheerfully, actively and efficiently.

List of out-door presentations for treatment during the year.

Abscess	39	Delirium tremens on admission ..	2
Ague	56	Diarrhœa	106
Aguish	32	Dysentery	99
Asthma	7	Dysuria	4
Bladder, irritability of	3	Epilepsy	8
Burn	1	Epistaxis	1
Carbuncle	2	Eruptions-cutaneous	61
Catarrh, nasal	12	Feverish	15
Conjunctivitis	42	Gonorrhœa	42
Contusions and wounds	37	Headache	67
Constipation	1316	Hæmaturia	1
Cornea, foreign bodies in	7	Hernia	8
Coughs and colds	623	Hydrocele	2
Cramps	89	Inflammation of glands	50
Deafness	2	“ of nose	8
Debility	14	“ of testicle	9

Inflammation of arm	4	Pediculi	26
" of elbow	6	Rheumatism	54
" of foot	1	Ringworm	11
Indigestion	140	Sleeplessness	2
Ingrowing toe-nails	4	Sore throats	67
Insanity	4	Stricture	26
Itch	9	Syphilis	56
Lumbago	16	Sprains	43
Necrosis	1	Spermatorrhœa	18
Neuralgia	68	Ulcers	2
Nervousness	4	Vomiting	8
Otalgia	2	Worms, tape	1
Otitis	1	" thread	4
Pains, alleged, simple, neuralgic, and rheumatic in various parts of the body	224	Teeth extracted	78
Piles	4	" replaced	2
		Malingering in regard to the above was was chiefly under alleged pains.	

Cases treated in the Hospital of the Prison.

Abscess	6	Inflammation of lung	6
Ague	17	" " hand	1
Aguish	2	" " hip	3
Asthma	9	" " testicle	2
Bronchitis	2	" " knee-joint	3
Brain, congestion	2	" " foot	2
Conjunctivitis	13	" " toe	1
Colds, severe	11	Ingrowing toe-nails	3
Consumption	3	Insane	2
Contusions	5	Lumbago	6
Colic, renal	1	Neuralgia	3
Cramps	4	Paraphymosis	1
Debility	6	Pleurisy	5
Diarrhœa	8	Rheumatism	16
Dysentery	14	Spinal irritation	1
Febriculæ	16	Sore throat	4
Fever, typhoid	3	Sprains	3
Frost bite	1	Stricture	1
Headache	3	Syphilis	6
Hæmaturia	1	Vomiting and purging	1
Hæmoptysis	1	Wounds	4
Heart, hypertrophy	1	Tumour, fatty	1
Inflammation of bowels	2		

Daily average of Patients in Hospital for

October, 1878	5 ¹ / ₃₁
November, "	5 ³ / ₃₀
December, "	4 ³ / ₃₁
January, 1879	5 ⁴ / ₃₁
February, "	5 ³ / ₃₃
March, "	9 ³ / ₃₁
April, "	7 ⁹ / ₃₀
May, "	6 ³ / ₃₁
June, "	4 ⁹ / ₃₀
July, "	4 ⁵ / ₃₁
August, "	3 ⁷ / ₃₁
September, "	4 ¹ / ₃₃

Average per day for the year, about 5 ¹/₂.

Operations for

Paraphymosis	1
Trichiasis	1
Amputation of fingers	2
Ingrowing toe-nails	3
Fatty tumour	1
Catheterisms of strictural urethrae ..	36

Patients in Hospital, September 30th 3

Deaths for the year, viz.:—

Acute phthisis	1
“ “ after typhoid fever	1
Disease of heart—old	1
Inflammation of lungs	1
Total	4

I have the honour to be, Sir,
Your obedient servant,

W. T. AIKINS, M.D.,

Surgeon to Central Prison

October 1st, 1879.

PROVINCIAL REFORMATORY,

PENETANGUISHENE.

REPORT OF THE SUPERINTENDENT FOR THE YEAR ENDING 30TH
SEPTEMBER, 1879.

J. W. LANGMUIR, Esq.,
Inspector of Prisons, &c.,
For the Province of Ontario.

SIR,—I have the honour to transmit you the Statistical Report of the Provincial Reformatory for the year ending 30th September, 1879 :—

At the expiration of the past year there were in residence	196
Admitted during the year	57

Total number of boys as inmates during the year	253
-------------------------------------------------------	-----

Discharged according to sentence	36
Reprived	9
Transferred to Central Prison	2
	47

Remaining under my charge 30th September, 1879	206
------------------------------------------------------	-----

Nationalities.

Canadian	43
English	11
United States	3
	57

Religious denominations.

Church of England	21
Roman Catholic	20
Presbyterian	3
Methodist	11
Other religious	2
	57

Ages when committed.

1 at 8	5 at 10	3 at 11
8 at 12	11 at 13	14 at 14
10 at 15	3 at 16	1 at 17
1 at 18		

Periods of Sentences.

13 for 4 years.	13 for 5 years.	24 for 3 years.
2 for 2 years.	1 for 2 years and 10 mos.	1 for 2 years and 11 mos.
1 for 1 year and 11 mos.	1 for 4½ years.	1 for 3½ years.

57

Table shewing the manner in which the boys were employed on the 30th September, 1879 :

Carpenter shop	11
Shoe "	12
Tailor "	20
Turning "	31
Farm	4
Cooks and bakers	14
Cleaners	9
Garden	5
Bucket boy	1
Gate	1
Bursar's residence	1
Attending mason	3
" plasterer	5
Altering wing B	65
Excavating for water pipes	12
Hauling water	2
" wood to lime kiln	1
" building material	2
Attending fire at lime kiln	1
Hospital	2
Convalescent	4
Total	<u>206</u>

PROVINCIAL REFORMATORY, PENETANGUISHENE.

The preceding tabular statements Nos. 1, 2, 3, shew the number of inmates received and discharged during the year, their nationality, religious denomination, age when committed, term of sentence, in what manner they were employed, also the sick and convalescent; accounting fully for all the inmates up to the end of the fiscal year, viz.: 30th September, 1879.

My annual report proper, should end at this point, as my actual charge dates only from the 21st August, therefore my experience for the purpose of this report extends over six short weeks:—a period too brief for any but the over-sanguine to attempt to arrive at results.

I shall, therefore, content myself by stating that such ameliorations in discipline as I have been enabled to introduce within that time, encourage me to hope that when the proposed structural changes are completed, and the new system of kindness, allied with firmness, fully applied; that my next annual report will be of such a character, as to repay you in some part for the intensely anxious interest you displayed in connection with the development of the institution.

I have the honour to be, Sir,

Your obedient servant,

THOMAS McCROSSEN,

Superintendent.

ROMAN CATHOLIC CHAPLAIN'S REPORT.

PENETANGUISHENE, October 21st, 1879.

J. W. LANGMUIR, Esq.,

Inspector of Asylums, Prisons, etc., for the Province of Ontario.

SIR,—In transmitting my first annual report as Catholic Chaplain of the Provincial Reformatory for the year ending 30th September, I have the honour to state that I was appointed to this position on the 1st of January, 1879, and undertook the duties in that capacity on the 11th of the same month.

During the time of my chaplaincy, I have had from 68 to 75 boys under my care, to 4 of whom I have administered the sacrament of baptism, 30 I prepared for and admitted to first communion, and all of whom I now regularly prepare for the worthy reception of the sacraments of penance and holy eucharist, and do all I can, under the circumstances, to teach them to be good Christians here, and to lead good lives when they leave the Reformatory.

Since I came here, His Grace, the Archbishop, has been pleased to visit the Reformatory once, in June last, and during his stay of three or four days he administered the sacrament of confirmation to 24 boys; he delivered two or three short instructions in chapel, and took occasion to give advice and encouragement to each boy separately.

I would respectfully suggest that, in view of the contemplated changes, such arrangements be made as will afford me an opportunity of approaching the boys at stated times on week days, in order that more time may be devoted to religious instructions than can be at present, and that the choir boys will be allotted a certain time, at least one hour in the week, for singing practice, without, however, interfering with the school hours or the ordinary occupations.

I have the honour to be, Sir,

Your obedient servant,

EDWARD J. KIERNAN,

Catholic Chaplain.

REPORT OF THE PROTESTANT SCHOOLMASTER.

PENETANGUISHENE, Oct. 23rd, 1879.

J. W. LANGMUIR, Esq.,

Inspector of Prisons, Asylums, etc.

SIR,—I have the honour to transmit the Annual Report of the Reformatory Protestant School, for the year ending September 30th, 1879.

The conduct of the boys, while in school, has been very good, in fact I have had no really vicious boys to deal with during the past year. They have made very fair progress in the various branches taught, considering the number of boys and length of time allowed for study, less than one hour per day for the majority. Although the change in the system made three years ago, was a decided improvement, yet in my humble opinion, a great change must yet be made, before the school can be said to be in an efficient state for the proper carrying out of its work. I would respectfully suggest that either an additional teacher be employed or that the number of teaching hours be increased, for what can one teacher accomplish with fifty or sixty boys in less than an hour's instruction, I do not care how capable he may be. I see by the Report of the Michigan Reform School that they employ six teachers and a librarian for 327 boys, while I have averaged 140 during the past year; it is true I have had one of the boys to assist me, and I have found him very useful and efficient, but it may be long before I find another as good when he leaves. I would also suggest that arrangements be made, in order that the boys may be enabled to attend school at their proper sessions. I have twenty attending the morning session

PROTESTANT CHAPLAIN'S REPORT.

PENETANGUISHENE, 17th October, 1879.

J. W. LANGMUIR, ESQ,
Inspector of Asylums, etc., etc.

SIR,—I have the honour to transmit my report as Protestant Chaplain of the Provincial Reformatory for the year ending 30th September, 1879.

There are 138 boys under my charge. Of them 72 are children of professedly Church of England parents, 36 of Presbyterian, 23 of Methodist, 6 of Baptist, and 1 of Congregationalist.

Besides attending Divine Service on Sunday morning and Sunday School in the afternoon, each lad receives regular instruction in Bible Class, and while he is taught the importance of a religious life, and affectionately urged to abandon his evil habits, those only who claim to be of the Church of England are instructed in her catechism and otherwise prepared to become consistent members of her Communion.

A class of 35 was on the 4th of July last, presented to the Bishop of Toronto for the rite of confirmation, 30 of whom with several confirmed on a previous occasion have received the Holy Communion and are endeavouring by regular use of the means of grace to walk worthy of the profession which they have made.

Although in some cases a reform may be effected without the influence of religion, my experience has convinced me that no improvement can be lasting without it, as the foundation; indeed it is the only lever which can effectually eradicate the influence of vicious or negligent parents. Until a boy has an idea of his Creator and his duties as a responsible being, no impression can be made on him either at school or in the work shop. I have endeavoured first to win each lad's affection and respect, and having reached his heart by words of kindness lead him on step by step to see the importance of repentance, faith and obedience. The presence of one in whom the boys have confidence, to whom they can express themselves freely, and from whom they know they will receive words of sympathy and love, has in many cases produced good fruit which has exhibited itself in the after life of some of the young men who received their first religious advice while inmates of this institution.

Representations having been made to the Minister of Justice of the good conduct and complete reformation of five of the Protestant boys, their term of confinement was shortened, and they were liberated early in July last.

We have had, of course, a few "incurables," but it is gratifying to report that year by year their numbers are decreasing.

A serious drawback to the reformation of the young is the influence of persons of mature age, old in crime, who are promiscuously committed to this institution which should be a school of correction and reform for the young in vice, rather than a place of refuge for advanced criminals.

I would respectfully suggest, since the present chapel is too small for the convenience of the boys and accommodation of those connected with the Reformatory who should, for example, if for no other reason, attend Divine Service, that as soon as practicable it be used for other purposes and a suitable chapel erected. In an institution of this kind prominence and importance should be given to religion, the teachers of which have access to the boys possessed by no other official.

I have the honour to be, Sir,
 Your obedient servant,

G. A. ANDERSON,
Protestant Chaplain, Provincial Reformatory.

that should attend at the other two sessions, and the evil seems to be increasing instead of diminishing. Also, that the school be supplied with proper furniture and apparatus; for long benches without backs, no proper desks, bare and uninviting walls, are surely not the best incentives to study; nor do they tend to make the school present a cheerful and pleasant appearance. Again, the teacher has too much extraneous work to perform,—to give out and keep an account of all books,—to keep an account of, and address all letters, no small item, as 1500 letters at least must pass through my hands in the course of the year, and all this extra work nearly, must be done during the school hours, as that is the only opportunity afforded. When all these things are taken into consideration, is it any wonder that the schools are inefficient? Even if all these defects were remedied we could not accomplish very great or lasting results, while the present system of sentencing boys to the Reformatory is followed. A boy of nine or ten years of age, having no parents, or parents who are unable to support him and send him to school or wilfully neglect to do so, is sent here for a term of two or three years; he enters totally ignorant, gets from one to two hours schooling per day while he remains, and when his sentence has expired he enters the world again, knowing very little more than when he came. Too young to earn his own livelihood, he returns to his old haunts and old associations, a poor waif on the world's wayside. How can we expect him to grow up to be an intelligent, useful member of society? Will he not sink deeper into vice and crime and become a fit inmate for the Central Prison or Penitentiary. Would it not be cheaper in the end for the Government when they assume the place of a parent to him, to keep him until he receives a fair ordinary education and has been trained to habits of industry; he is then prepared to successfully fight, if he wishes, the battle of life. I not not, of course, refer to those who have parents able and willing to take care of them when they leave here.

We have about 300 volumes in the Library. In the Wisconsin Reform School they have 1,300 volumes. I would respectfully suggest that the chaplain, or some other capable person having experience with boys of the class sent here, be allowed to select books for the library. In the past, we could only select books (owing to our distance from Toronto) by their titles, and in some cases we got books unsuitable.

In accordance with your request, I give you a detailed statement of the movements of the various classes. First, a statement of the standing of the boys that were here at the beginning of the year, and who are still here. Second, a statement of the educational status of the boys received during the year, comparing it with that of the boys gone out.

	No. in Oct. 1st, 1878.	Position on Sep. 30th, 1879.					Gone out.	
		I.	II.	III, J.	III, S.	IV.		V.
V. Reader, 5th Class	11						6	5
IV. " 4th Class	16					4	9	3
III. " 3rd Senior Class	17					9	2	6
III. " 3rd Junior Class	27			2	16	4		5
II. " 2nd Class	25		6	12	4			3
I. " 1st Class	32	11	11	4				6
	128	11	17	18	20	17	17	28

	No.	I.	II.	III, J.	III, S.	IV.	V.
Gone out during year	28	5	4	1	9	4	5
Received " "	36	23	11	2

No. in each Division September 30th, 1879.	First.	Second.	Third.
Whether legitimately belonging to such Division or not	52	37	47

REPORT OF ATTENDANCE.

	Quarter ending Dec. 31st, 1878.	Quarter ending March 31, 1879.	Quarter ending June 30th, 1879.	Quarter ending Sept. 30th, 1879.	Total.	
Aggregate attendance	7,584	7,479	8,744	5,337	29,144	
No. of teaching days, 278.						
Average attendance, $104\frac{1}{3}\frac{2}{3}$.						
Non-attendance						
Causes .	At work	641	892	1,018	464	3,015
	At church (choir practice, &c.)	185	149	243	165	742
	Sickness	72	234	137	72	515
	Punishment	9	18	20	7	54
Aggregate non-attendance					4,326	
Average non-attendance, $15\frac{1}{2}\frac{2}{5}$.						

I have the honour to be, Sir,

Your obedient servant,

E. W. MURPHY,

Protestant Schoolmaster.

REPORT OF THE ROMAN CATHOLIC SCHOOLMASTER.

PENETANGUISHENE, 30th September, 1879.

J. W. LANGMUIR, Esq.,

Inspector of Asylums, Prisons, &c.

SIR,—I have the honour to transmit report of Roman Catholic School, Provincial Reformatory, Ontario, for the year ending 30th September, 1879.

In reference to the promotion, etc., acquired during the year, I beg to state that the desired regularity in the order of promotion, has not been fully observed. Owing to the operations of the workshops, many boys in the junior and intermediate classes were obliged to be received in the 1st class, and in this confused state it was difficult to have

proper rehearsal. This grievance is confined to the senior class alone, and, all things considered, I am able to report most favourable progress. I have reason to believe the present school system is about to undergo an entire change, and with this knowledge alone, I have no ground for suggestions. I may remark that I consider a boy of ordinary intelligence, who spends five, four, or even three years in this institution, having two hours daily study, can acquire sufficient instruction to prepare him for the general pursuits of life.

I consider, moreover, that early study is injurious to the progress, if not to the mental system, as I have noted that the senior class (from 6 to 7 a.m.) have not the same energy of mind or body as they would have after breakfasting, and having a few hours manual exercise. The attendance was, viz.:—

No. of registered pupils, year	89
“ pupils present	68
“ in 1st division	24
“ “ 2nd “	24
“ “ 3rd “	20
Aggregate attendance	15,338
Average “	55 $\frac{2}{3}$
No. teaching days	278

I have the honour to be, Sir,

Your most humble obedient servant,

T. J. M. SKELLY,

Schoolmaster.

SURGEON'S REPORT.

PENETANGUISHENE, October 1st, 1879.

J. W. LANGMUIR, Esq.,
Inspector of Prisons, &c.

SIR,—I have the honour to submit the Medical Report for the year ending September 30th 1879.

In doing so, it affords me much gratification to state that another year has passed without a death in the Reformatory. I regret to state that a great number of boys are attacked with rheumatism; this is particularly unfortunate, for instead of leaving the institution strong and healthy, the seeds of premature old age are planted and they again become a burden to the country in hospital or work-house.

This has been caused, no doubt, by the damp state of the lower flat during spring and fall, but as soon as the building is properly heated with steam, which has been in contemplation for some time, this will be obviated. I would suggest that when the heating apparatus is being constructed that a change be made in the mode of ventilating the building, particularly the work-shops where the boys spend a great portion of their time.

We have been troubled with a large amount of lung affection, arising from the boys playing out-doors during cold and damp weather. I would suggest that a suitable building be erected for the boys to play in, as at present they are compelled to be confined in the dormitory or play out in the wet and cold.

We have still a large number of accidents from the different shops the most of which are not of a serious nature, but occasionally a finger is taken off, and some badly wounded boys have been sent to the hospital. It seems to be impossible to avoid a certain number of accidents, especially when the boys are inclined to be careless.

A change is being made in the water supply which will be a great boon to the Reformatory in a sanitary point of view, especially if proper water-closets be erected instead of the ones now in use.

The following is a list of diseases that have been under treatment during the past year:

Abscess, simple.	Fever, intermittent.
“ spinal.	“ remittent.
Alopecia arreata.	Frost bites.
Bronchocele.	Hernia.
Bronchitis, acute.	Herpis Zosta.
“ chronic.	“ Circinatus.
Balanitis.	Neuralgia.
Coughs.	Ophthalmia.
Chilblain.	Ottorrhœa.
Constipation.	Pneumonia.
Colic.	Piles.
Carbuncle.	Rheumatism.
Conjunctivitis.	Stricture.
Contusion.	Scrofula.
Cornea, wound of	Sprains.
Diarrhœa.	Synovitis.
Dysentery.	Spermatorrhœa.
Dyspepsia.	Ulcers.
Epilepsy.	Vertigo.
Epistaxis.	Wounds.
Erysipelas.	

There are two boys in the hospital at present, and they will be discharged in a few days.

I have the honour to be, Sir,

Your obedient servant,

P. H. SPOHN, M.D.,

Surgeon to Reformatory.

BINDING AUG 23 1967

